

REFERENCE COPY

HC80-2-261

# Metropolitan Housing Characteristics

Census  
REF  
HD  
7293  
.A56x  
1933  
v. 2  
pt. 261  
c. 1



**NEWARK, N.J.**


STANDARD METROPOLITAN STATISTICAL AREA

# 1980 Census of Housing

BUREAU OF THE CENSUS  
LIBRARY

U.S. Department of Commerce  
BUREAU OF THE CENSUS

LIBRARY



# 1980 Census of Housing

VOLUME 2

## Metropolitan Housing Characteristics

**NEWARK, N.J.**

HC80-2-261

Issued October 1983



U.S. Department of Commerce  
Malcolm Baldrige, Secretary  
Robert G. Dederick,  
Under Secretary for  
Economic Affairs

**BUREAU OF THE CENSUS**  
C. L. Kincannon, Acting Director

### Data Index

For list of contents see page IX.

|  | Table                     |
|--|---------------------------|
| Value . . . . .  | 1, 14, 25,<br>36, 47, 58  |
| Gross Rent . . . . .   | 2, 15, 26,<br>37, 48, 59  |
| Income and Poverty Status in 1979 of Owner-<br>Occupied Housing Units . . . . .  | 3, 16, 27,<br>38, 49, 60  |
| Income and Poverty Status in 1979 of Renter-<br>Occupied Housing Units . . . . . | 4, 17, 28,<br>39, 50, 61  |
| Selected Monthly Owner Costs for Mortgaged<br>Housing Units . . . . .            | 5, 18, 29,<br>40, 51, 62  |
| Selected Monthly Owner Costs for Not Mortgaged<br>Housing Units . . . . .        | 6, 19, 30,<br>41, 52, 63  |
| Year Structure Built . . . . .   | 7, 20, 31,<br>42, 53, 64  |
| Units in Structure . . . . .   | 8, 21, 32,<br>43, 54, 65  |
| Size of Household . . . . .  | 9, 22, 33,<br>44, 55, 66  |
| Household Composition and Age of Householder . . .                               | 10, 23, 34,<br>45, 56, 67 |
| One-Person Households . . . . .  | 11, 24, 35,<br>46, 57, 68 |
| Duration of Vacancy . . . . .  | 12                        |
| Price Asked and Rent Asked . . . . .   | 13                        |





BUREAU OF THE CENSUS  
C. L. Kincannon, Acting Director

HOUSING DIVISION  
Arthur F. Young, Chief

## Acknowledgments

Many persons participated in the diverse activities of the 1980 census. These acknowledgments generally reflect staff during the post-census data publication process. The Bureau was guided by Director, **Bruce Chapman** and Deputy Director, **C. L. Kincannon**. Primary direction of the data publication program was performed by **William P. Butz**, Associate Director for Demographic Fields, assisted by **Peter A. Bounpane**, Assistant Director for Demographic Census, in conjunction with **Barbara A. Bailar**, Associate Director for Statistical Standards and Methodology, **Howard N. Hamilton**, Acting Associate Director for Information Technology, **James D. Lincoln**, then Associate Director for Administration, and **Stanley D. Moore**, Associate Director for Field Operations. The Director's staff was assisted by **Sherry L. Courtland**. Direction of the census enumeration and early processing activities was provided by **Vincent P. Barabba**, former Director; **Daniel B. Levine**, former Deputy Director; and **George E. Hall**, former Associate Director.

Responsibility for the overall planning, coordinating, processing, and publication of the 1980 census was in the Decennial Census Division under the direction of **Stanley D. Matchett**, Chief, assisted by **Rachel F. Brown** and **Roger O. Lepage**, Assistant Division Chiefs. The following Branch Chiefs were responsible for support services: **Donald R. Dalzell**, **H. Ray Dennis**, **Stephen E. Goldman**, **Dennis W. Stoudt**, and **Richard R. Warren**.

Responsibility for developing the housing portion of the 1980 census questionnaire content, designing the tabulations, and preparing this report was in the Housing Division under the supervision of **Arthur F. Young**, Chief; **Leonard J. Norry**, Assistant Chief; and **William A. Downs**, Chief, Decennial Planning and Data Services Branch. This report was prepared by **Robert W. Bonnette**, **Carol A. Comisarow**, **Richard G. Knapp**, and **Charles N. Moore**. Important contributions were made by **Carmina F. Young**, Special Assistant.

Administration support was provided by the Administrative Services Division, **Robert L.**

**Kirkland**, Chief, and **William C. Fanning**, Assistant Chief.

Computer processing was performed in the Computer Services Division, **C. Thomas DiNenna**, Chief, **James E. Steed**, **George M. Bowden**, and **Joseph J. Sferrella**, Assistant Chiefs.

Questionnaire processing procedures were developed in the Decennial Processing Staff, **James S. Werking**, then Chief, under the direction of **Harry O'Haver**, then Assistant Chief. The clerical coding and microfilming of the sample questionnaires were performed at three decennial processing locations as follows: Data Preparation Division, **Don L. Adams**, Chief; Jeffersonville Processing Office, **Robert L. Kirkland**, then Processing Manager; New Orleans Processing Office, **Robert L. Allen**, Chief; and Laguna Niguel Processing Office, **Robert N. Scheller**, Chief.

User services were provided by the Data User Services Division under the supervision of **Michael G. Garland**, Chief, **Marshall L. Turner, Jr.**, and **Paul T. Zeisset**, Assistant Chiefs.

Data collection activities were supervised in the Field Division by **Lawrence T. Love**, Chief, under the direction of **Richard Blass**, **Charles Hancock**, and **George T. Reiner**, Assistant Chiefs, with the assistance of the directors and assistant directors of the Bureau's regional offices.

Geographic programs and plans were developed in the Geography Division under the direction of **Robert W. Marx**, Chief; **Joseph J. Knott** and **Silla G. Tomasi**, Assistant Chiefs; and **Donald I. Hirschfeld**, Special Assistant.

Publications editing, design, composition, and printing procurement were performed by the staff of the Publications Services Division, **Raymond J. Koski**, Chief; **Milton S. Andersen**, **Arlene C. Duckett**, and **Gerald A. Mann**, Branch Chiefs.

The Statistical Methods Division was largely responsible for weighting sample data and

producing variance estimates. This work was supervised by **Charles D. Jones**, Chief; **Susan M. Miskura** and **Robert T. O'Reagan**, Assistant Chiefs. Important contributions were made by **David H. Diskin**, **Milton C. Fan**, **Thomas W. Harahush**, **Robert S. Jewett**, **J. Kim**, **Teresa A. Passalacqua**, **Charles E. Talbert**, **John H. Thompson**, and **Henry F. Woltman**.

The system design, technical specifications, assembly, and installation of the FOSDIC and Automated Camera Technology System were the responsibility of the Technical Services Division, **C. Thomas DiNenna**, Acting Chief, and **Robert J. Varson**, Branch Chief.

Many other persons participated in the various activities of the 1980 census. For a list of key personnel, refer to the *History of the 1980 Census of Population and Housing*, (PHC80-R2).

### Library of Congress Cataloging in Publication Data

1980 census of housing. Volume 2, Metropolitan housing characteristics.

HC80-2-  
Issued August 1983-

1. Housing—United States—Statistics. 2. Households—United States—Statistics. 3. United States—Census, 20th, 1980. I. United States. Bureau of the Census. II. Title: Metropolitan housing characteristics.

HD7293.A6114 312'.9'0973 81-607957  
AACR2

For sale by Superintendent of Documents, U.S. Government Printing Office, Washington, D.C. 20402. Postage stamps not acceptable; currency submitted at sender's risk. Remittances from foreign countries must be by international money order or by draft on a U.S. bank.



## List of HC80-2, Metropolitan Housing Characteristics, Reports

| Report No. | Area           | Report No. | Area                                      | Report No. | Area                                       | Report No. | Area  |
|------------|----------------|------------|---|------------|--|------------|---|
| 1          | U.S. Summary   | 41         | Rhode Island                              | 77         | Atlanta, Ga.                               | 114        | Charleston-North<br>Charleston, S.C.        |
| 2          | Alabama        | 42         | South Carolina                            | 78         | Atlantic City, N.J.                        | 115        | Charleston, W. Va.                          |
| 3          | Alaska         | 43         | South Dakota                              | 79         | Augusta, Ga.-S.C.                          |            |   |
| 4          | Arizona        | 44         | Tennessee                                 | 80         | Austin, Tex.                               |            |   |
| 5          | Arkansas       | 45         | Texas                                     | 81         | Bakersfield, Calif.                        | 116        | Charlotte-Gastonia, N.C.                    |
| 6          | California     | 46         | Utah                                      | 82         | Baltimore, Md.                             | 117        | Charlottesville, Va.                        |
| 7          | Colorado       | 47         | Vermont                                   | 83         | Bangor, Maine                              | 118        | Chattanooga, Tenn.-Ga.                      |
| 8          | Connecticut    | 48         | Virginia                                  | 84         | Baton Rouge, La.                           | 119        | Chicago, Ill.                               |
| 9          | Delaware       | 49         | Washington                                | 85         | Battle Creek, Mich.                        | 120        | Chico, Calif.                               |
| 10         | Not assigned   | 50         | West Virginia                             | 86         | Bay City, Mich.                            | 121        | Cincinnati, Ohio-Ky.-Ind.                   |
| 11         | Florida        | 51         | Wisconsin                                 | 87         | Beaumont-Port Arthur-<br>Grange, Tex.      | 122        | Clarksville-Hopkinsville,<br>Tenn.-Ky.      |
| 12         | Georgia        | 52         | Wyoming                                   | 88         | Bellingham, Wash.                          | 123        | Cleveland, Ohio                             |
| 13         | Hawaii         | 53         | Puerto Rico                               | 89         | Benton Harbor, Mich.                       | 124        | Colorado Springs, Colo.                     |
| 14         | Idaho          | 54         | Not assigned                              | 90         | Billings, Mont.                            | 125        | Columbia, Mo.                               |
| 15         | Illinois       | 55         | Not assigned                              | 91         | Biloxi-Gulfport, Miss.                     | 126        | Columbia, S.C.                              |
| 16         | Indiana        | 56         | Not assigned                              | 92         | Binghamton, N.Y.-Pa.                       | 127        | Columbus, Ga.-Ala.                          |
| 17         | Iowa           | 57         | Not assigned                              | 93         | Birmingham, Ala.                           | 128        | Columbus, Ohio                              |
| 18         | Kansas         | 58         | Abilene, Tex.                             | 94         | Bismarck, N. Dak.                          | 129        | Corpus Christi, Tex.                        |
| 19         | Kentucky       | 59         | Akron, Ohio                               | 95         | Bloomington, Ind.                          | 130        | Cumberland, Md.-W. Va.                      |
| 20         | Louisiana      | 60         | Albany, Ga.                               | 96         | Bloomington-Normal, Ill.                   | 131        | Dallas-Fort Worth, Tex.                     |
| 21         | Maine          | 61         | Albany-Schenectady-<br>Troy, N.Y.         | 97         | Boise City, Idaho                          | 132        | Danbury, Conn.                              |
| 22         | Maryland       | 62         | Albuquerque, N. Mex.                      | 98         | Boston, Mass.                              | 133        | Danville, Va.                               |
| 23         | Massachusetts  | 63         | Alexandria, La.                           | 99         | Bradenton, Fla.                            | 134        | Davenport-Rock Island-<br>Moline, Iowa-Ill. |
| 24         | Michigan       | 64         | Allentown-Bethlehem-Easton,<br>Pa.-N.J.   | 100        | Bremerton, Wash.                           | 135        | Dayton, Ohio                                |
| 25         | Minnesota      | 65         | Altoona, Pa.                              | 101        | Bridgeport, Conn.                          | 136        | Daytona Beach, Fla.                         |
| 26         | Mississippi    | 66         | Amarillo, Tex.                            | 102        | Bristol, Conn.                             | 137        | Decatur, Ill.                               |
| 27         | Missouri       | 67         | Anaheim-Santa Ana-Garden<br>Grove, Calif. | 103        | Brockton, Mass.                            | 138        | Denver-Boulder, Colo.                       |
| 28         | Montana        | 68         | Anchorage, Alaska                         | 104        | Brownsville-Harlingen-<br>San Benito, Tex. | 139        | Des Moines, Iowa                            |
| 29         | Nebraska       | 69         | Anderson, Ind.                            | 105        | Bryan-College Station, Tex.                | 140        | Detroit, Mich.                              |
| 30         | Nevada         | 70         | Anderson, S.C.                            | 106        | Buffalo, N.Y.                              | 141        | Dubuque, Iowa                               |
| 31         | New Hampshire  | 71         | Ann Arbor, Mich.                          | 107        | Burlington, N.C.                           | 142        | Duluth-Superior, Minn.<br>Wis.              |
| 32         | New Jersey     | 72         | Anniston, Ala.                            | 108        | Burlington, Vt.                            | 143        | Eau Claire, Wis.                            |
| 33         | New Mexico     | 73         | Appleton-Oshkosh, Wis.                    | 109        | Caguas, P.R.                               | 144        | El Paso, Tex.                               |
| 34         | New York       | 74         | Arecibo, P.R.                             | 110        | Canton, Ohio                               | 145        | Elkhart, Ind.                               |
| 35         | North Carolina | 75         | Asheville, N.C.                           | 111        | Casper, Wyo.                               | 146        | Elmira, N.Y.                                |
| 36         | North Dakota   | 76         | Athens, Ga.                               | 112        | Cedar Rapids, Iowa                         | 147        | Enid, Okla.                                 |
| 37         | Ohio           |            |   | 113        | Champaign-Urbana-<br>Rantoul, Ill.         |            |   |
| 38         | Oklahoma       |            |   |            |  |            |   |
| 39         | Oregon         |            |   |            |  |            |   |
| 40         | Pennsylvania   |            |   |            |  |            |   |


List of HC80-2, Metropolitan Housing Characteristics, Reports

| Report No. | Area  | Report No. | Area  | Report No. | Area   | Report No. | Area  |
|------------|---|------------|---|------------|--|------------|---|
| 148        | Erie, Pa.                                     | 187        | Indianapolis, Ind.                            | 227        | Louisville, Ky.-Ind.                               | 265        | Norfolk-Virginia Beach-<br>Portsmouth, Va.-N.C. |
| 149        | Eugene-Springfield, Oreg.                     | 188        | Iowa City, Iowa                               | 228        | Lowell, Mass.-N.H.                                 |            |   |
| 150        | Evanston, Ind.-Ky.                            | 189        | Jackson, Mich.                                | 229        | Lubbock, Tex.                                      |            |   |
|            |   | 190        | Jackson, Miss.                                | 230        | Lynchburg, Va.                                     | 266        | Northeast Pennsylvania                          |
| 151        | Fall River, Mass.-R.I.                        |            |   |            |  | 267        | Norwalk, Conn.                                  |
| 152        | Fargo-Moorhead, N. Dak.-<br>Minn.             | 191        | Jacksonville, Fla.                            | 231        | Macon, Ga.   | 268        | Ocala, Fla.                                     |
|            |   | 192        | Jacksonville, N.C.                            | 232        | Madison, Wis.                                      | 269        | Odessa, Tex.                                    |
| 153        | Fayetteville, N.C.                            | 193        | Janesville-Beloit, Wis.                       | 233        | Manchester, N.H.                                   | 270        | Oklahoma City, Okla.                            |
| 154        | Fayetteville-Springdale,<br>Ark.              | 194        | Jersey City, N.J.                             | 234        | Mansfield, Ohio                                    |            |   |
| 155        | Fitchburg-Leominster, Mass.                   | 195        | Johnson City-Kingsport-<br>Bristol, Tenn.-Va. | 235        | Mayagüez, P.R.                                     | 271        | Olympia, Wash.                                  |
|            |   |            |   | 236        | McAllen-Pharr-Edinburg,<br>Tex.                    | 272        | Omaha, Nebr.-Iowa                               |
| 156        | Flint, Mich.                                  | 196        | Johnstown, Pa.                                | 237        | Medford, Oreg.                                     | 273        | Orlando, Fla.                                   |
| 157        | Florence, Ala.                                | 197        | Joplin, Mo.                                   | 238        | Melbourne-Titusville-<br>Cocoa, Fla.               | 274        | Owensboro, Ky.                                  |
| 158        | Florence, S.C.                                | 198        | Kalamazoo-Portage, Mich.                      |            |  | 275        | Oxnard-Simi Valley-<br>Ventura, Calif.          |
| 159        | Fort Collins, Colo.                           | 199        | Kankakee, Ill.                                |            |  |            |   |
| 160        | Fort Lauderdale-Hollywood,<br>Fla.            | 200        | Kansas City, Mo.-Kans.                        | 239        | Memphis, Tenn.-Ark.-<br>Miss.                      | 276        | Panama City, Fla.                               |
|            |   | 201        | Kenosha, Wis.                                 | 240        | Meriden, Conn.                                     | 277        | Parkersburg-Marietta,<br>W. Va.-Ohio            |
| 161        | Fort Myers-Cape Coral, Fla.                   | 202        | Killeen-Temple, Tex.                          |            |  | 278        | Pascagoula-Moss Point,<br>Miss.                 |
| 162        | Fort Smith, Ark.-Okla.                        | 203        | Knoxville, Tenn.                              | 241        | Miami, Fla.  | 279        | Paterson-Clifton-Passaic, N.J.                  |
| 163        | Fort Walton Beach, Fla.                       | 204        | Kokomo, Ind.                                  | 242        | Midland, Tex.                                      | 280        | Pensacola, Fla.                                 |
| 164        | Fort Wayne, Ind.                              | 205        | La Crosse, Wis.                               | 243        | Milwaukee, Wis.                                    |            |   |
| 165        | Fresno, Calif.                                |            |   | 244        | Minneapolis-St. Paul,<br>Minn.-Wis.                | 281        | Peoria, Ill.                                    |
|            |   | 206        | Lafayette, La.                                | 245        | Mobile, Ala.                                       | 282        | Petersburg-Colonial<br>Heights-Hopewell, Va.    |
| 166        | Gadsden, Ala.                                 | 207        | Lafayette-West Lafayette,<br>Ind.             |            |  | 283        | Philadelphia, Pa.-N.J.                          |
| 167        | Gainesville, Fla.                             | 208        | Lake Charles, La.                             | 246        | Modesto, Calif.                                    | 284        | Phoenix, Ariz.                                  |
| 168        | Galveston-Texas City, Tex.                    | 209        | Lakeland-Winter Haven,<br>Fla.                | 247        | Monroe, La.  | 285        | Pine Bluff, Ark.                                |
| 169        | Gary-Hammond-East<br>Chicago, Ind.            | 210        | Lancaster, Pa.                                | 248        | Montgomery, Ala.                                   |            |   |
| 170        | Glens Falls, N.Y.                             |            |   | 249        | Muncie, Ind.                                       | 286        | Pittsburgh, Pa.                                 |
|            |   | 211        | Lansing-East Lansing,<br>Mich.                | 250        | Muskegon-Norton Shores-<br>Muskegon Heights, Mich. | 287        | Pittsfield, Mass.                               |
| 171        | Grand Forks, N.Dak.-<br>Minn.                 | 212        | Laredo, Tex.                                  |            |  | 288        | Ponce, P.R.                                     |
| 172        | Grand Rapids, Mich.                           | 213        | Las Cruces, N. Mex.                           | 251        | Nashua, N.H.                                       | 289        | Portland, Maine                                 |
| 173        | Great Falls, Mont.                            | 214        | Las Vegas, Nev.                               | 252        | Nashville-Davidson, Tenn.                          | 290        | Portland, Oreg.-Wash.                           |
| 174        | Greeley, Colo.                                | 215        | Lawrence, Kans.                               | 253        | Nassau-Suffolk, N.Y.                               |            |   |
| 175        | Green Bay, Wis.                               |            |   | 254        | New Bedford, Mass.                                 | 291        | Portsmouth-Dover-<br>Rochester, N.H.-Maine      |
|            |   | 216        | Lawrence-Haverhill,<br>Mass.-N.H.             | 255        | New Britain, Conn.                                 | 292        | Poughkeepsie, N.Y.                              |
| 176        | Greensboro-Winston-Salem-<br>High Point, N.C. | 217        | Lawton, Okla.                                 | 256        | New Brunswick-Perth<br>Amboy-Sayreville, N.J.      | 293        | Providence-Warwick-<br>Pawtucket, R.I.-Mass.    |
| 177        | Greenville-Spartanburg, S.C.                  | 218        | Lewiston-Auburn, Maine                        |            |  | 294        | Provo-Orem, Utah                                |
| 178        | Hagerstown, Md.                               | 219        | Lexington-Fayette, Ky.                        | 257        | New Haven-West Haven,<br>Conn.                     | 295        | Pueblo, Colo.                                   |
| 179        | Hamilton-Middletown,<br>Ohio                  | 220        | Lima, Ohio                                    |            |  |            |   |
| 180        | Harrisburg, Pa.                               |            |   | 258        | New London-Norwich,<br>Conn.-R.I.                  | 296        | Racine, Wis.                                    |
|            |   | 221        | Lincoln, Nebr.                                | 259        | New Orleans, La.                                   | 297        | Raleigh-Durham, N.C.                            |
|            |   | 222        | Little Rock-North Little<br>Rock, Ark.        | 260        | New York, N.Y.-N.J.                                | 298        | Reading, Pa.                                    |
| 181        | Hartford, Conn.                               | 223        | Long Branch-Asbury<br>Park, N.J.              |            |  | 299        | Redding, Calif.                                 |
| 182        | Hickory, N.C.                                 |            |   | 261        | Newark, N.J.                                       | 300        | Reno, Nev.                                      |
| 183        | Honolulu, Hawaii                              | 224        | Longview-Marshall, Tex.                       | 262        | Newark, Ohio                                       |            |   |
| 184        | Houston, Tex.                                 | 225        | Lorain-Elyria, Ohio                           | 263        | Newburgh-Middletown,<br>N.Y.                       | 301        | Richland-Kennewick-<br>Pasco, Wash.             |
| 185        | Huntington-Ashland,<br>W. Va.-Ky.-Ohio        |            |   | 264        | Newport News-Hampton,<br>Va.                       | 302        | Richmond, Va.                                   |
|            |   | 226        | Los Angeles-Long Beach,<br>Calif.             |            |  | 303        | Riverside-San Bernardino-<br>Ontario, Calif.    |

List of HC80-2, Metropolitan Housing Characteristics, Reports

| Report No. | Area                             | Report No. | Area                                      | Report No. | Area                              | Report No. | Area                               |
|------------|----------------------------------|------------|---|------------|-----------------------------------|------------|------------------------------------|
| 304        | Roanoke, Va.                     | 323        | San Juan, P.R.                            | 343        | State College, Pa.                | 362        | Vineland-Millville-Bridgeton, N.J. |
| 305        | Rochester, Minn.                 | 324        | Santa Barbara-Santa Maria-Lompoc, Calif.  | 344        | Steubenville-Weirton, Ohio-W. Va. | 363        | Visalia-Tulare-Porterville, Calif. |
| 306        | Rochester, N.Y.                  | 325        | Santa Cruz, Calif.                        | 345        | Stockton, Calif.                  | 364        | Waco, Tex.                         |
| 307        | Rockford, Ill.                   | 326        | Santa Rosa, Calif.                        | 346        | Syracuse, N.Y.                    | 365        | Washington, D.C.-Md.-Va.           |
| 308        | Rock Hill, S.C.                  | 327        | Sarasota, Fla.                            | 347        | Tacoma, Wash.                     | 366        | Waterbury, Conn.                   |
| 309        | Sacramento, Calif.               | 328        | Savannah, Ga.                             | 348        | Tallahassee, Fla.                 | 367        | Waterloo-Cedar Falls, Iowa         |
| 310        | Saginaw, Mich.                   | 329        | Seattle-Everett, Wash.                    | 349        | Tampa-St. Petersburg, Fla.        | 368        | Wausau, Wis.                       |
| 311        | St. Cloud, Minn.                 | 330        | Sharon, Pa.                               | 350        | Terre Haute, Ind.                 | 369        | West Palm Beach-Boca Raton, Fla.   |
| 312        | St. Joseph, Mo.                  | 331        | Sheboygan, Wis.                           | 351        | Texarkana, Tex.                   | 370        | Wheeling, W. Va.-Ohio              |
| 313        | St. Louis, Mo.-Ill.              | 332        | Sherman-Denison, Tex.                     |            | Texarkana, Ark.                   | 371        | Wichita, Kans.                     |
| 314        | Salem, Oreg.                     | 333        | Shreveport, La.                           | 352        | Toledo, Ohio-Mich.                | 372        | Wichita Falls, Tex.                |
| 315        | Salinas-Seaside-Monterey, Calif. | 334        | Sioux City, Iowa-Nebr.                    | 353        | Topeka, Kans.                     | 373        | Williamsport, Pa.                  |
|            |                                  | 335        | Sioux Falls, S. Dak.                      | 354        | Trenton, N.J.                     | 374        | Wilmington, Del.-N.J.-Md.          |
| 316        | Salisbury-Concord, N.C.          |            |   | 355        | Tucson, Ariz.                     | 375        | Wilmington, N.C.                   |
| 317        | Salt Lake City-Ogden, Utah       | 336        | South Bend, Ind.                          | 356        | Tulsa, Okla.                      | 376        | Worcester, Mass.                   |
| 318        | San Angelo, Tex.                 | 337        | Spokane, Wash.                            | 357        | Tuscaloosa, Ala.                  | 377        | Yakima, Wash.                      |
| 319        | San Antonio, Tex.                | 338        | Springfield, Ill.                         | 358        | Tyler, Tex.                       | 378        | York, Pa.                          |
| 320        | San Diego, Calif.                | 339        | Springfield, Mo.                          | 359        | Utica-Rome, N.Y.                  | 379        | Youngstown-Warren, Ohio            |
|            |                                  | 340        | Springfield, Ohio                         | 360        | Vallejo-Fairfield-Napa, Calif.    | 380        | Yuba City, Calif.                  |
| 321        | San Francisco-Oakland, Calif.    | 341        | Springfield-Chicopee-Holyoke, Mass.-Conn. |            |                                   |            |                                    |
| 322        | San Jose, Calif.                 | 342        | Stamford, Conn.                           | 361        | Victoria, Tex.                    |            |                                    |





## APPENDIXES

|  |     |
|--|-----|
| A. Area Classifications . . . . .  | A-1 |
| B. Definitions and Explanations of Subject Characteristics . . . . .       | B-1 |
| C. General Enumeration and Processing Procedures . . . . .                 | C-1 |
| D. Accuracy of the Data . . . . .  | D-1 |
| E. Facsimiles of Respondent Instructions and Questionnaire Pages . . . . . | E-1 |
| F. Publication and Computer Tape Program . . . . .                         | F-1 |

## Introduction

|  |      |
|--|------|
| GENERAL . . . . .  | VII  |
| CONTENTS OF THE REPORT . . . . .                         | VII  |
| DERIVED FIGURES (Means, Medians, and Percents) . . . . . | VIII |
| SYMBOLS AND GEOGRAPHIC ABBREVIATIONS . . . . .           | VIII |
| SUPPRESSION OF DATA FOR CONFIDENTIALITY . . . . .        | VIII |

### GENERAL

This report is part of the *Metropolitan Housing Characteristics* series and presents cross-tabulations of sample data on housing and household characteristics from the 1980 Census of Population and Housing. Legal provision for this census, which was conducted as of April 1, 1980, was made in the Act of Congress of August 31, 1954 (amended August 1957, December 1975, and October 1976), which codified Title 13, United States Code.

The content and procedures of the 1980 census were determined after evaluation of the results of the 1970 census, consultation with a wide variety of users of census data, and extensive field testing. A number of changes were introduced in 1980 to improve the usefulness of the census results. The changes do not, however, affect to any appreciable extent the comparability between the 1980 data and the 1970 data. Further information on comparability appears in Appendix B, "Definitions and Explanations of Subject Characteristics."

More detailed information on the technical and procedural matters covered in the text of this report can be obtained by writing to the Director, Bureau of the Census, Washington, D.C. 20233. Such information will also appear in other publications of the 1980 census.

The *Metropolitan Housing Characteristics* series consists of a United States

Summary report and individual reports for each of the 50 States, Puerto Rico, and each of the standard metropolitan statistical areas (SMSA's) in the United States and Puerto Rico. The abbreviated identification for this report is HC80-2 (i.e., Housing Census, 1980, Volume 2) followed by a number representing the State or SMSA.

In the SMSA reports, data are published for the following levels of geography: the SMSA, each central city, and each place of 50,000 or more population. In the State reports, data are shown for the State, that part of the State inside SMSA's, and inside central cities. In the United States Summary report, data are published for the United States total, inside SMSA's, and inside central cities, and for the four census regions, the region total, inside SMSA's, and inside central cities.

### CONTENTS OF THE REPORT

This report contains text (this introduction and six appendixes), a table of contents, one or more maps, and a series of detailed tables. The detailed tables are organized to provide a set of 68 tables for each geographic area (State, SMSA, central city, etc.) covered in the report. As shown in the "Index of Tables" on page IX, the set of tables for each geographic area is identified with a unique letter (A, B, C, etc.) prefix in the table number. In the SMSA reports, the SMSA is presented first, followed by the sets of tables for the central cities and places, all in alphabetical order.

For each particular area, the 68 tables consist of: 13 tables for the area in its entirety, 44 tables for occupied housing units classified by the racial group of the householder, and 11 tables for occupied housing units with householders of Spanish origin. More specifically, tables

1 to 13 are for the entire State, SMSA, central city, or place; tables 14 to 24 are for housing units with a White householder; tables 25 to 35 are for units with a Black householder; tables 36 to 46 are for units with an American Indian, Eskimo, or Aleut householder; tables 47 to 57 are for units with an Asian or Pacific Islander householder; and tables 58 to 68 are for units with a Spanish origin householder.

The race and Spanish origin tables are presented for SMSA's and places only when certain population-size criteria are met. Tables 25 to 35 (Black); 36 to 46 (American Indian, Eskimo, and Aleut); and 47 to 57 (Asian and Pacific Islander) are presented only when the particular area's population contains 10,000 or more persons of the given racial group or when the persons in the given racial groups constitute 10 percent or more of the total population of the particular area. If any of these 3 sets of tables qualify to appear for an area, tables 14 to 24 (White) are also presented. The Spanish origin tables (58 to 68) are shown if there are 10,000 or more Spanish origin persons in the particular area or if such persons constitute 10 percent or more of the total population of the particular area.

Appearing last in the report are the appendixes. Appendix A describes the various area classifications (e.g., standard metropolitan statistical area, census designated place). Appendix B provides definitions and explanations for the subjects covered in this report. Appendix C briefly explains the residence rules used in counting the population and describes the data collection and processing procedures. Appendix D presents information on the sources of error in the data and on editing procedures. Appendix E contains facsimiles of the 1980 census questionnaire pages and respondent instructions. Appendix F summarizes the data dissemination program of the 1980 census.

## DERIVED FIGURES (Means, Medians, and Percents)

This report presents means, medians, and percents, as well as certain rates and ratios. The median—a type of average—is the middle value in a distribution; i.e., the median divides the distribution into two equal parts: one-half of the cases are below the median and one-half of the cases are above the median. Percents and other derived measures which round to less than 0.1 are not shown but are indicated as zero (i.e., “—”).

Medians for rooms are rounded to the nearest tenth; for age, to the nearest year; for persons, to the nearest hundredth; for value, to the nearest hundred dollars; and for income, selected monthly owner costs, contract and gross rent, to the nearest dollar. In computing medians for rooms and persons per housing unit, the whole number is used as the midpoint of the interval so that, for example, the category “3 rooms” is treated as an interval ranging from 2.5 to 3.5 rooms. In computing median rent, units reported as “no cash rent” are excluded. The median is computed on the basis of the distribution as tabulated, which is sometimes more detailed than the distribution shown in this report. For example, median age is based on a distribution of five year intervals from 15 to 85 years. When the median falls in the lower terminal category of an open-ended distribution, the method of presentation is to show the initial value of the next category followed by a minus sign; thus, for example, if the median falls in the category “Less than \$10,000,” it is shown as “\$10,000—.” When the median falls in the upper terminal category of an open-

ended distribution, the initial value of the terminal category is given followed by a plus sign; thus, for example, if the median falls in the category “\$150,000 or more,” it is shown as “\$150,000+.”

## SYMBOLS AND GEOGRAPHIC ABBREVIATIONS

The following symbols and geographic abbreviations are used in the tables:

- A dash “—” represents zero or a percent which rounds to less than 0.1.
- Three dots “. . .” mean not applicable, or that the data are being withheld to avoid disclosure of information for individual housing units. (For further information on disclosure, see the section below on “Suppression of Data for Confidentiality.”)
- CDP is census designated place.
- SMSA is standard metropolitan statistical area.

## SUPPRESSION OF DATA FOR CONFIDENTIALITY

To maintain the confidentiality promised respondents and required by law, the Census Bureau takes precautions that its published data do not disclose information about specific individuals and housing units. To accomplish this, the Bureau suppresses data for characteristics which are based on a small number of persons and/or housing units in the geographic area. Under certain conditions, both primary and complementary suppression, as defined below, may take place.


The general rules of primary suppression of sample data are as follows: esti-

mates of total population by race and Spanish origin are never suppressed; other characteristics for persons are shown only if there are 30 or more persons in the geographic area; estimates of total housing units, vacant housing units, year-round housing units, and occupied housing units are never suppressed; characteristics of year-round housing units which are not classified by occupancy status are shown only when there are 10 or more year-round housing units in the geographic area; characteristics of families, households, or occupied housing units are shown only if there are at least 10 occupied housing units within the geographic area; and distributions of data for owners or renters are shown only where the number of owners is at least 10 and the number of renters is also at least 10. These primary suppression criteria are applied independently of one another. The comparable figures for complete count (100-percent) data are 15 or more persons and 5 or more housing units of the specified type.

Population and occupied housing unit characteristics cross-classified by race or Spanish origin (of the householder in the case of occupied housing units) are subject to an additional level of examination. This requires that the 30 person or 10 housing unit criterion stated above be applied individually to each race or Spanish origin category.

Finally, complementary suppression is applied to prevent the derivation of primary suppressed data by subtraction. For example, housing unit data shown by tenure may require complementary suppression when the number of owner-occupied or renter-occupied housing units is less than 10.





# Metropolitan Housing Characteristics

## NEWARK, N.J.

STANDARD METROPOLITAN STATISTICAL AREA  
HC80-2-261

### Contents

#### Arrangement of Tables

This report presents a set of tables for the SMSA, each central city, and each place of 50,000 inhabitants or more. The report is organized to provide a set of 68 tables for each geographic area. There are 11 tables showing data for all households in the area, 2 tables showing data for vacant units, 11 tables for householders of each of four separate race groups, and 11 tables for householders of Spanish origin. The race/Spanish origin tables are, however, shown only when certain population criteria are met. See page VII of the Introduction for further information. To assist the reader in using this report, the listings are presented as follows:

|   |      |
|---|------|
|   | Page |
| <b>Index of Tables</b> —shows the pages on which the tables for each geographic area appear and the pages on which data for the various race/Spanish origin householders appear . . . . . | IX   |
| <b>List of Tables</b> —shows the table numbers and titles for each of the 68 tables . . . . .   | X    |
| <b>Table Finding Guide</b> —shows the tables in which the various subject cross-classifications presented in the report appear . . . . .  | XII  |
| <b>Map</b> —Standard Metropolitan Statistical Areas, Counties, and Selected Places . . . . .  | XIV  |

#### INDEX OF TABLES

Tables for the total SMSA have the prefix letter "A"; tables for central cities and places of 50,000 inhabitants or more, in alphabetical order, have the prefix letter "B," "C," etc.

| Area                  | Prefix letter | Tables 1-13 | Tables 14-24 | Tables 25-35 | Tables 36-46                       | Tables 47-57               | Tables 58-68   |
|-----------------------|---------------|-------------|--------------|--------------|------------------------------------|----------------------------|----------------|
|                       |               | Total       | White        | Black        | American Indian, Eskimo, and Aleut | Asian and Pacific Islander | Spanish Origin |
|                       |               | Pages       | Pages        | Pages        | Pages                              | Pages                      | Pages          |
| SMSA total . . . . .  | A             | 1 to 12     | 13 to 23     | 24 to 34     | —                                  | 35 to 45                   | 46 to 56       |
| East Orange . . . . . | B             | 57 to 68    | 69 to 79     | 80 to 90     | —                                  | —                          | —              |
| Elizabeth . . . . .   | C             | 91 to 102   | 103 to 113   | 114 to 124   | —                                  | —                          | 125 to 135     |
| Irvington . . . . .   | D             | 136 to 147  | 148 to 158   | 159 to 169   | —                                  | —                          | —              |
| Newark . . . . .      | E             | 170 to 181  | 182 to 192   | 193 to 203   | —                                  | —                          | 204 to 214     |

**LIST OF TABLES**

(Tables 14 to 24 for the White population are shown if any of the other three racial groups in the area qualify; tables 25 to 35 are shown if an area has 10,000 or more or 10 percent Black population; tables 36 to 46 are shown if an area has 10,000 or more or 10 percent American Indian, Eskimo, and Aleut population; tables 47 to 57 are shown if an area has 10,000 or more or 10 percent Asian and Pacific Islander population; and tables 58 to 68 are shown if an area has 10,000 or more or 10 percent Spanish origin population)

**TABLES**

1. Value of Owner-Occupied Housing Units: 1980
2. Gross Rent of Renter-Occupied Housing Units: 1980
3. Income and Poverty Status in 1979 of Owner-Occupied Housing Units: 1980
4. Income and Poverty Status in 1979 of Renter-Occupied Housing Units: 1980
5. Selected Monthly Owner Costs for Mortgaged Housing Units: 1980
6. Selected Monthly Owner Costs for Not Mortgaged Housing Units: 1980
7. Year Structure Built for Owner- and Renter-Occupied Housing Units: 1980
8. Units in Structure for Owner- and Renter-Occupied Housing Units: 1980
9. Owner- and Renter-Occupied Housing Units by Size of Household: 1980
10. Household Composition and Age of Householder for Owner- and Renter-Occupied Housing Units: 1980
11. Age and Sex of Householder in One-Person Households for Owner- and Renter-Occupied Housing Units: 1980
12. Duration of Vacancy for Year-Round Vacant for Sale and Vacant for Rent Housing Units: 1980
13. Price Asked and Rent Asked for Year-Round Vacant Housing Units: 1980
14. Value of Owner-Occupied Housing Units With a White Householder: 1980
15. Gross Rent of Renter-Occupied Housing Units With a White Householder: 1980
16. Income and Poverty Status in 1979 of Owner-Occupied Housing Units With a White Householder: 1980
17. Income and Poverty Status in 1979 of Renter-Occupied Housing Units With a White Householder: 1980

**TABLES**

18. Selected Monthly Owner Costs for Mortgaged Housing Units With a White Householder: 1980
19. Selected Monthly Owner Costs for Not Mortgaged Housing Units With a White Householder: 1980
20. Year Structure Built for Owner- and Renter-Occupied Housing Units With a White Householder: 1980
21. Units in Structure for Owner- and Renter-Occupied Housing Units With a White Householder: 1980
22. Owner- and Renter-Occupied Housing Units With a White Householder by Size of Household: 1980
23. Household Composition and Age of Householder for Owner- and Renter-Occupied Housing Units With a White Householder: 1980
24. Age and Sex of Householder in One-Person Households for Owner- and Renter-Occupied Housing Units With a White Householder: 1980
25. Value of Owner-Occupied Housing Units With a Black Householder: 1980
26. Gross Rent of Renter-Occupied Housing Units With a Black Householder: 1980
27. Income and Poverty Status in 1979 of Owner-Occupied Housing Units With a Black Householder: 1980
28. Income and Poverty Status in 1979 of Renter-Occupied Housing Units With a Black Householder: 1980
29. Selected Monthly Owner Costs for Mortgaged Housing Units With a Black Householder: 1980
30. Selected Monthly Owner Costs for Not Mortgaged Housing Units With a Black Householder: 1980
31. Year Structure Built for Owner- and Renter-Occupied Housing Units With a Black Householder: 1980
32. Units in Structure for Owner- and Renter-Occupied Housing Units With a Black Householder: 1980
33. Owner- and Renter-Occupied Housing Units With a Black Householder by Size of Household: 1980
34. Household Composition and Age of Householder for Owner- and Renter-Occupied Housing Units With a Black Householder: 1980
35. Age and Sex of Householder in One-Person Households for Owner- and Renter-Occupied Housing Units With a Black Householder: 1980



TABLES

36. Value of Owner-Occupied Housing Units With an American Indian, Eskimo, or Aleut Householder: 1980
37. Gross Rent of Renter-Occupied Housing Units With an American Indian, Eskimo, or Aleut Householder: 1980
38. Income and Poverty Status in 1979 of Owner-Occupied Housing Units With an American Indian, Eskimo, or Aleut Householder: 1980
39. Income and Poverty Status in 1979 of Renter-Occupied Housing Units With an American Indian, Eskimo, or Aleut Householder: 1980
40. Selected Monthly Owner Costs for Mortgaged Housing Units With an American Indian, Eskimo, or Aleut Householder: 1980
41. Selected Monthly Owner Costs for Not Mortgaged Housing Units With an American Indian, Eskimo, or Aleut Householder: 1980
42. Year Structure Built for Owner- and Renter-Occupied Housing Units With an American Indian, Eskimo, or Aleut Householder: 1980
43. Units in Structure for Owner- and Renter-Occupied Housing Units With an American Indian, Eskimo, or Aleut Householder: 1980
44. Owner- and Renter-Occupied Housing Units With an American Indian, Eskimo, or Aleut Householder by Size of Household: 1980
45. Household Composition and Age of Householder for Owner- and Renter-Occupied Housing Units With an American Indian, Eskimo, or Aleut Householder: 1980
46. Age and Sex of Householder in One-Person Households for Owner- and Renter-Occupied Housing Units With an American Indian, Eskimo, or Aleut Householder: 1980
47. Value of Owner-Occupied Housing Units With an Asian or Pacific Islander Householder: 1980
48. Gross Rent of Renter-Occupied Housing Units With an Asian or Pacific Islander Householder: 1980
49. Income and Poverty Status in 1979 of Owner-Occupied Housing Units With an Asian or Pacific Islander Householder: 1980
50. Income and Poverty Status in 1979 of Renter-Occupied Housing Units With an Asian or Pacific Islander Householder: 1980
51. Selected Monthly Owner Costs for Mortgaged Housing Units With an Asian or Pacific Islander Householder: 1980

TABLES

52. Selected Monthly Owner Costs for Not Mortgaged Housing Units With an Asian or Pacific Islander Householder: 1980
53. Year Structure Built for Owner- and Renter-Occupied Housing Units With an Asian or Pacific Islander Householder: 1980
54. Units in Structure for Owner- and Renter-Occupied Housing Units With an Asian or Pacific Islander Householder: 1980
55. Owner- and Renter-Occupied Housing Units With an Asian or Pacific Islander Householder by Size of Household: 1980
56. Household Composition and Age of Householder for Owner- and Renter-Occupied Housing Units With an Asian or Pacific Islander Householder: 1980
57. Age and Sex of Householder in One-Person Households for Owner- and Renter-Occupied Housing Units With an Asian or Pacific Islander Householder: 1980
58. Value of Owner-Occupied Housing Units With a Spanish Origin Householder: 1980
59. Gross Rent of Renter-Occupied Housing Units With a Spanish Origin Householder: 1980
60. Income and Poverty Status in 1979 of Owner-Occupied Housing Units With a Spanish Origin Householder: 1980
61. Income and Poverty Status in 1979 of Renter-Occupied Housing Units With a Spanish Origin Householder: 1980
62. Selected Monthly Owner Costs for Mortgaged Housing Units With a Spanish Origin Householder: 1980
63. Selected Monthly Owner Costs for Not Mortgaged Housing Units With a Spanish Origin Householder: 1980
64. Year Structure Built for Owner- and Renter-Occupied Housing Units With a Spanish Origin Householder: 1980
65. Units in Structure for Owner- and Renter-Occupied Housing Units With a Spanish Origin Householder: 1980
66. Owner- and Renter-Occupied Housing Units With a Spanish Origin Householder by Size of Household: 1980
67. Household Composition and Age of Householder for Owner- and Renter-Occupied Housing Units With a Spanish Origin Householder: 1980
68. Age and Sex of Householder in One-Person Households for Owner- and Renter-Occupied Housing Units With a Spanish Origin Householder: 1980



# Table Finding Guide— Cross-Classification of Subjects by Table Number

| Subject   | Value | Gross rent | Income and poverty status in 1979 of owner-occupied housing units | Income and poverty status in 1979 of renter-occupied housing units | Selected monthly owner costs for mortgaged housing units | Selected monthly owner costs for not mortgaged housing units |
|---|-------|------------|---|--|--|--|
| <b>OCCUPANCY CHARACTERISTICS</b>  |       |            |   |  |  |  |
| Condominium . . . . .   | —     | —          | —   | —  | —  | —  |
| Year moved into unit. . . . .   | 1     | 2          | 3   | 4  | 5  | 6  |
| <b>UTILIZATION CHARACTERISTICS</b>  |       |            |   |  |  |  |
| Rooms . . . . .   | 1     | 2          | —   | —  | 5  | 6  |
| Persons in unit. . . . .  | —     | —          | —   | —  | 5  | 6  |
| Bedrooms . . . . .  | 1     | 2          | —   | —  | —  | —  |
| Median rooms . . . . .  | 1     | 2          | 3   | 4  | 5  | 6  |
| <b>STRUCTURAL CHARACTERISTICS</b>   |       |            |   |  |  |  |
| Units in structure . . . . .  | —     | 2          | —   | —  | —  | —  |
| Year structure built. . . . .   | 1     | 2          | —   | —  | 5  | 6  |
| Stories in structure . . . . .  | —     | 2          | —   | —  | —  | —  |
| <b>PLUMBING CHARACTERISTICS</b>   |       |            |   |  |  |  |
| Plumbing facilities . . . . .   | 1     | 2          | 3   | 4  | —  | —  |
| <b>EQUIPMENT AND FUELS</b>  |       |            |   |  |  |  |
| Heating equipment . . . . .   | 1     | 2          | 3   | 4  | 5  | 6  |
| Air conditioning. . . . .   | 1     | 2          | 3   | 4  | 5  | 6  |
| Vehicles available . . . . .  | —     | —          | 3   | 4  | —  | —  |
| House heating fuel . . . . .  | —     | —          | 3   | 4  | 5  | 6  |
| Water heating fuel. . . . .   | —     | —          | —   | —  | —  | —  |
| <b>FINANCIAL CHARACTERISTICS</b>  |       |            |   |  |  |  |
| Value . . . . .   | —     | —          | —   | —  | 5  | 6  |
| Price asked . . . . .   | —     | —          | —   | —  | —  | —  |
| Mortgage status and selected monthly owner costs . . . . .  | —     | —          | 3   | —  | —  | —  |
| Selected monthly owner costs as percentage of household income. . . . .   | —     | —          | —   | —  | 5  | 6  |
| Contract rent . . . . .   | —     | —          | —   | 4  | —  | —  |
| Gross rent . . . . .  | —     | —          | —   | 4  | —  | —  |
| Rent asked . . . . .  | —     | —          | —   | —  | —  | —  |
| Gross rent as percentage of household income . . . . .  | —     | 2          | —   | 4  | —  | —  |
| Mortgage status and selected monthly owner costs as percentage of household income . . . . .  | 1     | —          | 3   | —  | —  | —  |
| <b>HOUSEHOLD CHARACTERISTICS</b>  |       |            |   |  |  |  |
| Household type by age of householder . . . . .  | 1     | 2          | 3   | 4  | 5  | 6  |
| Income . . . . .  | 1     | —          | —   | —  | —  | —  |
| Income below poverty level . . . . .  | 1     | 2          | —   | —  | —  | —  |
| The table numbers listed above show data for all households. Similar data are shown in the tables listed below when there are 10,000 or more persons of the race or Spanish origin group, or if the group comprises 10 percent of the area population. For further explanation, see the Introduction on page VII. |       |            |   |  |  |  |
| White . . . . .   | 14    | 15         | 16  | 17   | 18   | 19   |
| Black . . . . .   | 25    | 26         | 27  | 28   | 29   | 30   |
| American Indian, Eskimo, and Aleut . . . . .  | 36    | 37         | 38  | 39   | 40   | 41   |
| Asian and Pacific Islander . . . . .  | 47    | 48         | 49  | 50   | 51   | 52   |
| Spanish origin . . . . .  | 58    | 59         | 60  | 61   | 62   | 63   |

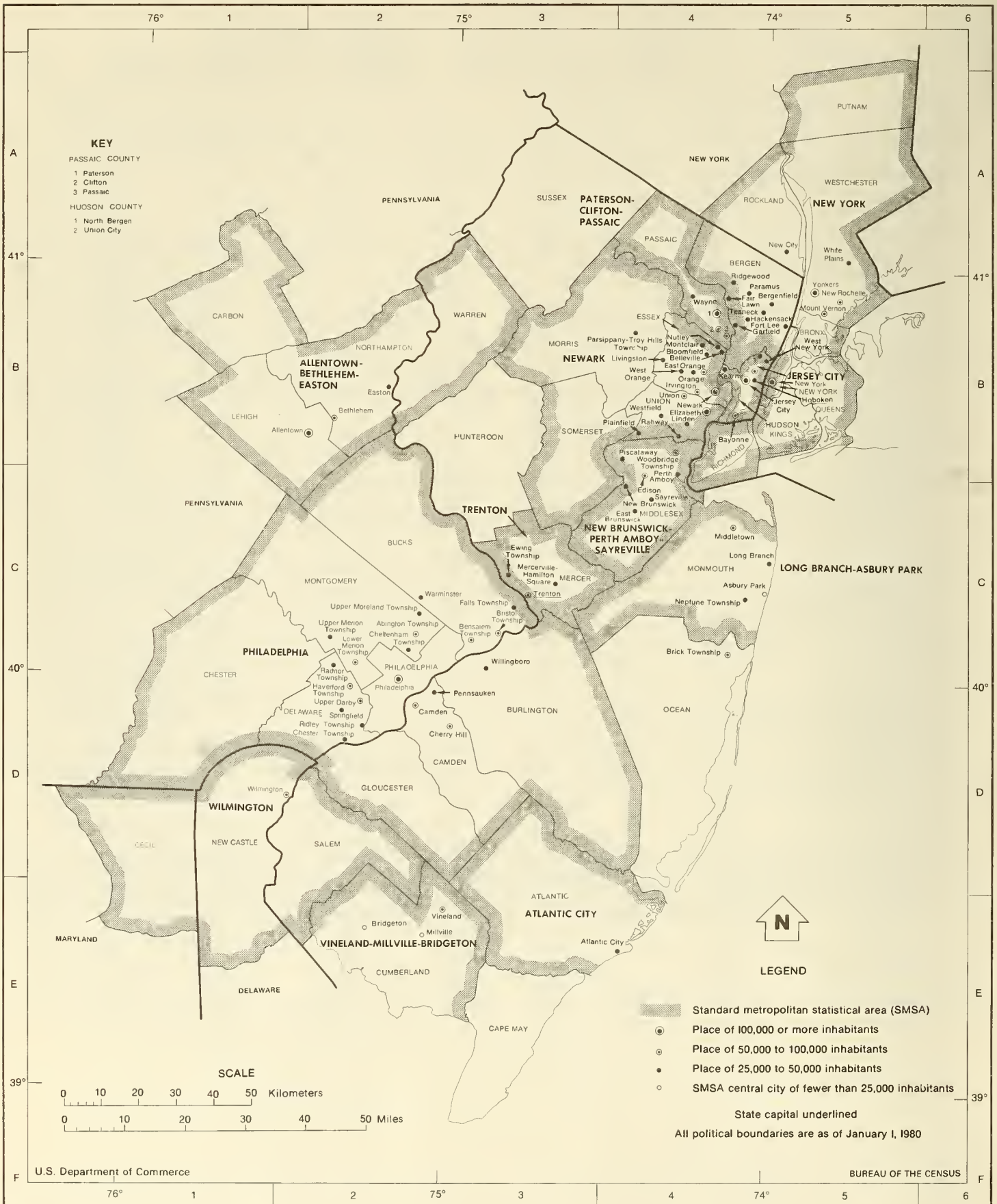
**Table Finding Guide—Cross-Classification of Subjects by Table Number**

| Subject  | Year structure built | Units in structure | Size of household (persons) | Household composition by age of householder | Age and sex of householder in one-person households | Duration of vacancy | Price asked and rent asked |
|--|----------------------|--------------------|-----------------------------|---|---|---------------------|----------------------------|
| <b>OCCUPANCY CHARACTERISTICS</b>   |                      |                    |                             |   |   |                     |                            |
| Condominium . . . . .  | —                    | 8                  | —                           | —   | —   | —                   | —                          |
| Year moved into unit . . . . .   | 7                    | 8                  | —                           | —   | —   | —                   | —                          |
| <b>UTILIZATION CHARACTERISTICS</b>   |                      |                    |                             |   |   |                     |                            |
| Rooms . . . . .  | 7                    | 8                  | 9                           | —   | —   | 12                  | —                          |
| Persons in unit . . . . .  | 7                    | —                  | —                           | 10  | —   | —                   | —                          |
| Bedrooms . . . . .   | —                    | 8                  | —                           | —   | —   | 12                  | 13                         |
| Median rooms . . . . .   | 7                    | 8                  | 9                           | —   | —   | 12                  | —                          |
| <b>STRUCTURAL CHARACTERISTICS</b>  |                      |                    |                             |   |   |                     |                            |
| Units in structure . . . . .   | 7                    | —                  | 9                           | —   | 11  | 12                  | 13                         |
| Year structure built . . . . .   | —                    | —                  | —                           | —   | —   | 12                  | 13                         |
| Stories in structure . . . . .   | —                    | —                  | —                           | —   | —   | —                   | —                          |
| <b>PLUMBING CHARACTERISTICS</b>  |                      |                    |                             |   |   |                     |                            |
| Plumbing facilities . . . . .  | 7                    | 8                  | 9                           | 10  | 11  | 12                  | 13                         |
| <b>EQUIPMENT AND FUELS</b>   |                      |                    |                             |   |   |                     |                            |
| Heating equipment . . . . .  | 7                    | 8                  | —                           | —   | —   | 12                  | —                          |
| Air conditioning . . . . .   | 7                    | 8                  | —                           | —   | —   | —                   | —                          |
| Vehicles available . . . . .   | —                    | 8                  | —                           | —   | —   | —                   | —                          |
| House heating fuel . . . . .   | 7                    | 8                  | —                           | —   | —   | —                   | —                          |
| Water heating fuel . . . . .   | —                    | 8                  | —                           | —   | —   | —                   | —                          |
| <b>FINANCIAL CHARACTERISTICS</b>   |                      |                    |                             |   |   |                     |                            |
| Value . . . . .  | —                    | —                  | 9                           | —   | —   | —                   | —                          |
| Price asked . . . . .  | —                    | —                  | —                           | —   | —   | 12                  | —                          |
| Mortgage status and selected monthly owner costs . . . . .                                   | —                    | —                  | —                           | —   | 11  | —                   | —                          |
| Selected monthly owner costs as percentage of household income . . . . .                     | —                    | —                  | 9                           | —   | 11  | —                   | —                          |
| Contract rent . . . . .  | —                    | —                  | —                           | —   | —   | —                   | —                          |
| Gross rent . . . . .   | —                    | —                  | 9                           | —   | 11  | —                   | —                          |
| Rent asked . . . . .   | —                    | —                  | —                           | —   | —   | 12                  | —                          |
| Gross rent as percentage of household income . . . . .                                       | —                    | —                  | 9                           | 10  | 11  | —                   | —                          |
| Mortgage status and selected monthly owner costs as percentage of household income . . . . . | —                    | —                  | —                           | 10  | —   | —                   | —                          |
| <b>HOUSEHOLD CHARACTERISTICS</b>   |                      |                    |                             |   |   |                     |                            |
| Household type by age of householder . . . . .   | 7                    | 8                  | —                           | —   | —   | —                   | —                          |
| Income . . . . .   | 7                    | 8                  | 9                           | —   | 11  | —                   | —                          |
| Income below poverty level . . . . .   | 7                    | 8                  | 9                           | —   | 11  | —                   | —                          |

The table numbers listed above show data for all households. Similar data are shown in the tables listed below when there are 10,000 or more persons of the race or Spanish origin group, or if the group comprises 10 percent of the area population. For further explanation, see the Introduction on page VII.

|  |    |    |    |    |    |   |   |
|--|----|----|----|----|----|---|---|
| White . . . . .                              | 20 | 21 | 22 | 23 | 24 | — | — |
| Black . . . . .                              | 31 | 32 | 33 | 34 | 35 | — | — |
| American Indian, Eskimo, and Aleut . . . . . | 42 | 43 | 44 | 45 | 46 | — | — |
| Asian and Pacific Islander . . . . .         | 53 | 54 | 55 | 56 | 57 | — | — |
| Spanish origin . . . . .                     | 64 | 65 | 66 | 67 | 68 | — | — |

# Standard Metropolitan Statistical Areas, Counties, and Selected Places





CORRECTION NOTE

Corrections to the 1980 census counts of the total population and total housing units have been made to some of the areas shown in this report. These corrections can be found in the correction note in PC80-1-A1, Number of Inhabitants, United States Summary; the PC80-1-B, General Population Characteristics; HC80-1-A, General Housing Characteristics individual State reports and the United States Summary.

NOTE TO USERS:

The "Not computed" line for Mortgage Status and Selected Monthly Owner Costs as Percentage of Household Income in 1979 for not mortgaged units includes households with zero or negative income and households reporting no housing costs; that is, not mortgaged units with no utility, fuel, tax, or insurance payments required. Households with no Selected Monthly Owner Costs are normally excluded from the "Not computed" category.



Table A - 1. Value of Owner-Occupied Housing Units: 1980

[Data are estimates based on a sample, see Introduction. For meaning of symbols, see Introduction. For definitions of terms, see appendixes A and B]

| The SMSA  | Total           | Less than       | \$10,000        | \$20,000        | \$30,000        | \$40,000        | \$50,000        | \$60,000        | \$80,000        | \$100,000       | \$150,000       | Median        | Mean          |
|---|-----------------|-----------------|-----------------|-----------------|-----------------|-----------------|-----------------|-----------------|-----------------|-----------------|-----------------|---------------|---------------|
|   |                 | \$10,000        | to \$19,999     | to \$29,999     | to \$39,999     | to \$49,999     | to \$59,999     | to \$79,999     | to \$99,999     | to \$149,999    | or more         | (dollars)     | (dollars)     |
| <b>Specified owner-occupied housing units</b>   | <b>307 362</b>  | <b>552</b>      | <b>3 025</b>    | <b>10 048</b>   | <b>19 356</b>   | <b>30 665</b>   | <b>37 681</b>   | <b>82 571</b>   | <b>52 709</b>   | <b>50 805</b>   | <b>19 950</b>   | <b>72 800</b> | <b>81 700</b> |
| <b>HOUSEHOLD TYPE AND AGE OF HOUSEHOLDER</b>  |                 |                 |                 |                 |                 |                 |                 |                 |                 |                 |                 |               |               |
| <b>Married-couple families</b>  | <b>244 864</b>  | <b>238</b>      | <b>1 604</b>    | <b>5 935</b>    | <b>12 869</b>   | <b>21 403</b>   | <b>27 906</b>   | <b>66 130</b>   | <b>45 109</b>   | <b>45 616</b>   | <b>18 054</b>   | <b>76 000</b> | <b>85 600</b> |
| 15 to 24 years  | 1 081           | -               | 12              | 51              | 74              | 157             | 225             | 373             | 123             | 66              | -               | 61 000        | 63 000        |
| 25 to 34 years  | 37 809          | 18              | 86              | 372             | 1 406           | 2 911           | 4 434           | 13 054          | 8 029           | 6 011           | 1 488           | 74 700        | 81 400        |
| 35 to 44 years  | 59 625          | 24              | 262             | 884             | 2 186           | 3 957           | 4 894           | 14 295          | 11 957          | 14 964          | 6 202           | 85 100        | 95 700        |
| 45 to 64 years  | 114 221         | 99              | 705             | 3 153           | 6 326           | 9 900           | 13 152          | 29 454          | 21 086          | 21 326          | 9 020           | 76 300        | 86 200        |
| 65 years and over   | 32 128          | 97              | 539             | 1 475           | 2 877           | 4 478           | 5 201           | 8 954           | 3 914           | 3 249           | 1 344           | 62 700        | 70 500        |
| <b>Male householder, no wife present</b>  | <b>17 748</b>   | <b>84</b>       | <b>329</b>      | <b>1 061</b>    | <b>1 920</b>    | <b>2 543</b>    | <b>2 576</b>    | <b>4 373</b>    | <b>2 394</b>    | <b>1 797</b>    | <b>671</b>      | <b>61 500</b> | <b>68 600</b> |
| 15 to 24 years  | 409             | 5               | 4               | 24              | 56              | 53              | 64              | 88              | 71              | 34              | 10              | 59 800        | 65 900        |
| 25 to 34 years  | 2 635           | 10              | 18              | 102             | 220             | 337             | 360             | 684             | 530             | 315             | 59              | 68 300        | 71 500        |
| 35 to 44 years  | 2 773           | 6               | 17              | 129             | 197             | 308             | 343             | 754             | 423             | 423             | 173             | 70 100        | 78 600        |
| 45 to 64 years  | 6 827           | 33              | 179             | 476             | 675             | 921             | 1 024           | 1 694           | 816             | 747             | 262             | 61 100        | 68 400        |
| 65 years and over   | 5 104           | 30              | 111             | 330             | 772             | 924             | 785             | 1 153           | 554             | 278             | 167             | 53 800        | 62 200        |
| <b>Female householder, no husband present</b>   | <b>44 750</b>   | <b>230</b>      | <b>1 092</b>    | <b>3 052</b>    | <b>4 567</b>    | <b>6 719</b>    | <b>7 199</b>    | <b>12 068</b>   | <b>5 206</b>    | <b>3 392</b>    | <b>1 225</b>    | <b>59 200</b> | <b>65 000</b> |
| 15 to 24 years  | 242             | -               | 11              | 6               | 6               | 53              | 46              | 79              | 8               | 27              | 6               | 59 800        | 66 600        |
| 25 to 34 years  | 2 325           | 9               | 39              | 91              | 220             | 321             | 359             | 723             | 253             | 244             | 66              | 63 000        | 68 500        |
| 35 to 44 years  | 5 996           | 10              | 171             | 439             | 546             | 670             | 646             | 1 566           | 1 030           | 650             | 268             | 66 600        | 72 200        |
| 45 to 64 years  | 17 776          | 116             | 352             | 1 069           | 1 646           | 2 768           | 2 882           | 4 683           | 2 331           | 1 404           | 525             | 60 200        | 66 500        |
| 65 years and over   | 18 411          | 95              | 519             | 1 447           | 2 149           | 2 907           | 3 266           | 5 017           | 1 584           | 1 067           | 360             | 55 200        | 60 900        |
| <b>Median age</b>   | <b>50.9</b>     | <b>61.5</b>     | <b>59.8</b>     | <b>57.9</b>     | <b>56.8</b>     | <b>55.5</b>     | <b>54.7</b>     | <b>51.0</b>     | <b>48.1</b>     | <b>46.9</b>     | <b>47.5</b>     | <b>...</b>    | <b>...</b>    |
| <b>YEAR HOUSEHOLDER MOVED INTO UNIT</b>   |                 |                 |                 |                 |                 |                 |                 |                 |                 |                 |                 |               |               |
| 1979 to March 1980  | 22 076          | 49              | 76              | 287             | 985             | 1 520           | 2 012           | 5 500           | 4 014           | 5 232           | 2 401           | 82 800        | 94 400        |
| 1975 to 1978  | 63 623          | 41              | 387             | 1 215           | 2 792           | 4 810           | 6 219           | 16 917          | 11 935          | 13 390          | 5 917           | 79 400        | 90 800        |
| 1970 to 1974  | 52 931          | 51              | 417             | 1 360           | 2 743           | 4 195           | 5 258           | 13 451          | 10 072          | 10 789          | 4 595           | 78 700        | 88 900        |
| 1960 to 1969  | 82 278          | 120             | 838             | 2 930           | 5 015           | 7 897           | 9 559           | 21 020          | 15 205          | 14 676          | 5 018           | 74 300        | 82 200        |
| 1959 or earlier   | 86 454          | 291             | 1 307           | 4 256           | 7 821           | 12 243          | 14 633          | 25 683          | 11 483          | 6 718           | 2 019           | 61 700        | 66 700        |
| <b>ROOMS</b>  |                 |                 |                 |                 |                 |                 |                 |                 |                 |                 |                 |               |               |
| 1 to 3 rooms  | 1 244           | 46              | 117             | 192             | 246             | 178             | 165             | 189             | 61              | 40              | 10              | 40 900        | 46 100        |
| 4 rooms   | 11 148          | 61              | 334             | 1 206           | 2 087           | 2 822           | 2 214           | 1 849           | 339             | 185             | 51              | 46 700        | 48 900        |
| 5 rooms   | 32 611          | 69              | 647             | 1 902           | 4 083           | 6 328           | 7 411           | 9 536           | 1 901           | 651             | 83              | 53 600        | 55 300        |
| 6 rooms   | 77 642          | 188             | 906             | 3 537           | 7 093           | 11 661          | 14 260          | 26 915          | 8 957           | 3 642           | 483             | 60 700        | 62 400        |
| 7 rooms   | 75 319          | 97              | 497             | 1 527           | 3 403           | 5 750           | 8 684           | 25 464          | 17 833          | 10 423          | 1 641           | 74 600        | 77 600        |
| 8 or more rooms   | 109 398         | 91              | 524             | 1 684           | 2 444           | 3 926           | 4 947           | 18 618          | 23 618          | 35 864          | 17 682          | 99 000        | 109 800       |
| <b>Median</b>   | <b>6.9</b>      | <b>6.0</b>      | <b>6.0</b>      | <b>6.0</b>      | <b>6.0</b>      | <b>6.0</b>      | <b>6.1</b>      | <b>6.6</b>      | <b>7.3</b>      | <b>8.0</b>      | <b>8.5+</b>     | <b>...</b>    | <b>...</b>    |
| <b>BEDROOMS</b>   |                 |                 |                 |                 |                 |                 |                 |                 |                 |                 |                 |               |               |
| None  | 83              | 7               | -               | 6               | -               | 22              | 11              | 13              | 15              | 9               | -               | 55 500        | 60 000        |
| 1   | 4 535           | 39              | 208             | 460             | 710             | 997             | 809             | 937             | 209             | 136             | 30              | 48 500        | 51 800        |
| 2   | 41 760          | 154             | 815             | 2 785           | 5 325           | 7 823           | 8 475           | 11 717          | 2 957           | 1 447           | 262             | 53 700        | 56 900        |
| 3   | 151 353         | 209             | 1 248           | 4 388           | 9 384           | 15 747          | 20 870          | 49 141          | 29 258          | 17 813          | 3 295           | 70 000        | 73 600        |
| 4   | 85 498          | 83              | 484             | 1 555           | 3 030           | 4 900           | 6 235           | 17 883          | 16 831          | 24 695          | 9 802           | 90 000        | 98 700        |
| 5 or more   | 24 133          | 60              | 270             | 854             | 907             | 1 176           | 1 281           | 2 880           | 3 439           | 6 705           | 6 561           | 108 500       | 120 600       |
| <b>YEAR STRUCTURE BUILT</b>   |                 |                 |                 |                 |                 |                 |                 |                 |                 |                 |                 |               |               |
| 1975 to March 1980  | 12 762          | -               | 13              | 26              | 50              | 126             | 233             | 1 500           | 2 243           | 5 414           | 3 157           | 118 100       | 128 700       |
| 1970 to 1974  | 15 410          | 5               | 21              | 54              | 150             | 274             | 479             | 2 497           | 3 239           | 5 695           | 2 996           | 107 700       | 118 000       |
| 1960 to 1969  | 56 777          | 17              | 84              | 339             | 1 054           | 1 972           | 3 428           | 13 155          | 14 114          | 16 854          | 5 760           | 91 700        | 100 800       |
| 1950 to 1959  | 79 555          | 23              | 171             | 1 076           | 3 156           | 6 780           | 10 380          | 26 397          | 16 631          | 11 798          | 3 143           | 73 800        | 80 300        |
| 1940 to 1949  | 40 752          | 67              | 438             | 1 451           | 3 512           | 5 798           | 6 925           | 13 472          | 5 462           | 2 782           | 815             | 62 700        | 67 000        |
| 1939 or earlier   | 102 136         | 440             | 2 998           | 7 102           | 11 434          | 15 715          | 16 236          | 25 550          | 11 020          | 8 262           | 4 079           | 58 300        | 66 600        |
| <b>HOUSEHOLD INCOME IN 1979</b>   |                 |                 |                 |                 |                 |                 |                 |                 |                 |                 |                 |               |               |
| Less than \$5,000   | 10 412          | 105             | 458             | 1 161           | 1 327           | 1 670           | 1 547           | 2 348           | 877             | 632             | 287             | 52 500        | 59 100        |
| \$5,000 to \$9,999  | 18 213          | 141             | 605             | 1 287           | 2 374           | 3 485           | 3 228           | 4 570           | 1 477           | 766             | 280             | 52 900        | 57 700        |
| \$10,000 to \$14,999  | 11 469          | 60              | 320             | 936             | 1 315           | 2 036           | 1 852           | 2 992           | 1 154           | 670             | 134             | 54 400        | 59 800        |
| \$12,500 to \$14,999  | 162,500         | 68              | 210             | 663             | 1 380           | 1 740           | 1 910           | 3 078           | 1 278           | 737             | 131             | 57 400        | 62 000        |
| \$15,000 to \$19,999  | 30 027          | 49              | 438             | 1 342           | 2 705           | 4 654           | 5 163           | 9 211           | 3 744           | 2 274           | 447             | 61 300        | 65 300        |
| \$20,000 to \$24,999  | 36 825          | 62              | 266             | 1 455           | 2 930           | 4 542           | 5 990           | 11 852          | 5 797           | 3 230           | 701             | 64 700        | 69 000        |
| \$25,000 to \$34,999  | 74 965          | 59              | 524             | 1 736           | 4 290           | 7 438           | 9 865           | 24 102          | 14 543          | 10 513          | 1 895           | 71 400        | 75 900        |
| \$35,000 to \$49,999  | 66 524          | 8               | 156             | 1 084           | 2 303           | 3 919           | 6 273           | 17 859          | 15 311          | 15 715          | 3 896           | 82 100        | 88 900        |
| \$50,000 or more  | 47 732          | -               | 48              | 384             | 732             | 1 181           | 1 853           | 6 559           | 8 528           | 16 268          | 12 179          | 113 300       | 124 600       |
| <b>Median</b>   | <b>\$29 493</b> | <b>\$11 250</b> | <b>\$14 042</b> | <b>\$18 717</b> | <b>\$20 883</b> | <b>\$21 804</b> | <b>\$24 178</b> | <b>\$27 514</b> | <b>\$33 087</b> | <b>\$40 430</b> | <b>\$56 598</b> | <b>...</b>    | <b>...</b>    |
| <b>Mean</b>   | <b>\$33 635</b> | <b>\$12 909</b> | <b>\$16 483</b> | <b>\$20 482</b> | <b>\$22 379</b> | <b>\$23 244</b> | <b>\$25 560</b> | <b>\$29 213</b> | <b>\$35 706</b> | <b>\$44 893</b> | <b>\$69 734</b> | <b>...</b>    | <b>...</b>    |
| <b>MORTGAGE STATUS AND SELECTED MONTHLY OWNER COSTS AS PERCENTAGE OF HOUSEHOLD INCOME IN 1979</b> |                 |                 |                 |                 |                 |                 |                 |                 |                 |                 |                 |               |               |
| <b>With a mortgage</b>  | <b>207 092</b>  | <b>212</b>      | <b>1 266</b>    | <b>5 015</b>    | <b>10 573</b>   | <b>17 135</b>   | <b>21 437</b>   | <b>54 397</b>   | <b>39 777</b>   | <b>41 121</b>   | <b>16 159</b>   | <b>77 700</b> | <b>87 300</b> |
| Less than 15 percent  | 58 019          | 59              | 214             | 1 350           | 2 801           | 4 234           | 5 479           | 13 984          | 11 569          | 12 771          | 5 558           | 81 400        | 91 900        |
| 15 to 19 percent  | 45 223          | 15              | 227             | 953             | 2 099           | 3 445           | 4 595           | 12 146          | 9 155           | 9 346           | 3 242           | 78 600        | 87 700        |
| 20 to 24 percent  | 36 881          | 45              | 160             | 611             | 1 559           | 2 930           | 3 987           | 9 962           | 7 529           | 7 492           | 2 606           | 78 500        | 87 500        |
| 25 to 29 percent  | 24 366          | 21              | 129             | 537             | 1 231           | 2 081           | 2 475           | 6 990           | 4 563           | 4 608           | 1 731           | 76 500        | 85 600        |
| 30 to 34 percent  | 14 057          | 17              | 106             | 450             | 819             | 1 291           | 1 491           | 4 024           | 2 463           | 2 403           | 993             | 74 000        | 83 100        |
| 35 percent or more  | 27 886          | 55              | 408             | 1 066           | 1 994           | 3 100           | 3 320           | 7 126           | 4 412           | 4 394           | 2 011           | 71 400        | 80 900        |
| Not computed  | 660             | -               | 22              | 48              | 70              | 54              | 90              | 165             | 86              | 107             | 18              | 65 300        | 71 000        |
| <b>Median</b>   | <b>20.0</b>     | <b>23.6</b>     | <b>25.8</b>     | <b>21.5</b>     | <b>21.1</b>     | <b>21.5</b>     | <b>20.8</b>     | <b>20.5</b>     | <b>19.5</b>     | <b>19.1</b>     | <b>18.9</b>     | <b>...</b>    | <b>...</b>    |
| <b>Not mortgaged</b>  | <b>100 270</b>  | <b>340</b>      | <b>1 759</b>    | <b>5 033</b>    | <b>8 783</b>    | <b>13 530</b>   | <b>16 244</b>   | <b>28 174</b>   | <b>12 932</b>   | <b>9 684</b>    | <b>3 791</b>    | <b>62 700</b> | <b>70 000</b> |
| Less than 10 percent  | 28 041          | 49              | 345             | 1 213           | 1 990           | 2 985           | 4 128           | 8 095           | 4 290           | 3 357           | 1 589           | 67 800        | 76 600        |
| 10 to 14 percent  | 24 762          | 58              | 303             | 955             | 1 861           | 2 926           | 4 089           | 7 090           | 3 701           | 2 907           | 872             | 65 500        | 72 700        |
| 15 to 19 percent  | 14 329          | 52              | 218             | 653             | 1 189           | 2 254           | 4 171           | 1 806           | 4 171           | 1 383           | 474             | 62 900        | 69 600        |
| 20 to 24 percent  | 9 141           | 51              | 248             | 511             | 941             | 1 376           | 1 579           | 2 511           | 954             | 668             | 302             | 58 700        | 65 500        |
| 25 to 29 percent  | 5 391           | 13              | 104             | 353             | 697             | 872             | 975             | 1 344           | 528             | 404             | 101             | 55 100        | 62 400        |
| 30 to 34 percent  | 4 136           | 19              | 93              | 212             | 414             | 706             | 695             | 1 273           | 386             | 233             | 105             | 58 600        | 63 400        |
| 35 percent or more  | 13 801          | 90              | 414             | 1 068           |                 |                 |                 |                 |                 |                 |                 |               |               |



Table A—2. Gross Rent of Renter-Occupied Housing Units: 1980

[Data are estimates based on a sample, see Introduction. For meaning of symbols, see Introduction. For definitions of terms, see appendixes A and B.]

| The SMSA  | Total   | Less than \$100 | \$100 to \$149 | \$150 to \$199 | \$200 to \$249 | \$250 to \$299 | \$300 to \$349 | \$350 to \$399 | \$400 to \$499 | \$500 or more | No cash rent | Median (dollars) |
|---|---------|-----------------|----------------|----------------|----------------|----------------|----------------|----------------|----------------|---------------|--------------|------------------|
| Specified renter-occupied housing units.....                              | 293 809 | 17 063          | 13 813         | 30 686         | 56 395         | 62 251         | 48 207         | 27 174         | 20 806         | 10 825        | 6 589        | 271              |
| <b>HOUSEHOLD TYPE AND AGE OF HOUSEHOLDER</b>                              |         |                 |                |                |                |                |                |                |                |               |              |                  |
| <b>Married-couple families</b> .....                                      | 105 092 | 1 696           | 2 764          | 8 245          | 18 047         | 22 570         | 19 716         | 12 596         | 10 166         | 5 880         | 3 412        | 295              |
| 15 to 24 years.....   | 8 440   | 117             | 122            | 640            | 1 387          | 2 231          | 1 913          | 1 049          | 726            | 145           | 110          | 294              |
| 25 to 34 years.....   | 32 997  | 269             | 435            | 2 096          | 5 092          | 7 418          | 7 440          | 4 762          | 3 288          | 1 579         | 618          | 306              |
| 35 to 44 years.....   | 18 288  | 237             | 400            | 1 489          | 3 014          | 3 893          | 3 364          | 2 150          | 1 855          | 1 311         | 575          | 298              |
| 45 to 64 years.....   | 29 124  | 458             | 772            | 2 475          | 5 400          | 5 843          | 4 658          | 3 191          | 2 895          | 2 037         | 1 395        | 291              |
| 65 years and over.....  | 16 243  | 615             | 1 035          | 1 545          | 3 154          | 3 185          | 2 341          | 1 444          | 1 402          | 808           | 714          | 273              |
| <b>Male householder, no wife present</b> .....                            | 58 115  | 2 616           | 4 087          | 7 680          | 11 586         | 11 343         | 9 185          | 4 659          | 3 505          | 2 141         | 1 313        | 261              |
| 15 to 24 years.....   | 7 543   | 201             | 422            | 878            | 1 387          | 1 639          | 1 331          | 793            | 478            | 345           | 69           | 275              |
| 25 to 34 years.....   | 17 971  | 179             | 590            | 1 537          | 3 448          | 4 006          | 3 707          | 1 782          | 1 474          | 995           | 253          | 289              |
| 35 to 44 years.....   | 9 417   | 164             | 678            | 1 345          | 1 977          | 1 820          | 1 500          | 773            | 602            | 322           | 236          | 262              |
| 45 to 64 years.....   | 14 959  | 853             | 1 370          | 2 445          | 3 293          | 2 727          | 1 869          | 949            | 686            | 330           | 437          | 239              |
| 65 years and over.....  | 8 225   | 1 219           | 1 027          | 1 475          | 1 481          | 1 151          | 778            | 362            | 265            | 149           | 318          | 208              |
| <b>Female householder, no husband present</b> .....                       | 130 602 | 12 751          | 6 962          | 14 761         | 26 762         | 28 338         | 19 306         | 9 919          | 7 135          | 2 804         | 1 864        | 255              |
| 15 to 24 years.....   | 13 184  | 1 216           | 591            | 1 529          | 3 219          | 3 176          | 1 787          | 848            | 576            | 187           | 55           | 250              |
| 25 to 34 years.....   | 31 751  | 1 687           | 938            | 2 831          | 6 898          | 8 180          | 5 774          | 2 796          | 1 792          | 686           | 169          | 271              |
| 35 to 44 years.....   | 20 286  | 1 070           | 884            | 1 811          | 3 788          | 4 744          | 3 524          | 2 097          | 1 573          | 637           | 158          | 274              |
| 45 to 64 years.....   | 32 167  | 2 762           | 1 862          | 4 173          | 6 703          | 6 699          | 4 508          | 2 411          | 1 826          | 763           | 460          | 253              |
| 65 years and over.....  | 33 214  | 6 016           | 2 687          | 4 417          | 6 154          | 5 539          | 3 713          | 1 767          | 1 368          | 531           | 1 022        | 226              |
| Median age.....   | 41.9    | 62.7            | 55.5           | 48.0           | 42.4           | 38.7           | 37.1           | 37.5           | 39.4           | 41.2          | 55.1         | ...              |
| <b>YEAR HOUSEHOLDER MOVED INTO UNIT</b>                                   |         |                 |                |                |                |                |                |                |                |               |              |                  |
| 1979 to March 1980.....   | 81 116  | 2 968           | 2 974          | 6 841          | 12 984         | 16 946         | 15 159         | 9 210          | 7 743          | 5 386         | 905          | 293              |
| 1975 to 1978.....   | 105 309 | 5 685           | 4 381          | 9 595          | 19 858         | 23 503         | 19 086         | 10 646         | 7 500          | 3 621         | 1 434        | 277              |
| 1970 to 1974.....   | 49 043  | 3 862           | 2 420          | 5 731          | 10 640         | 7 168          | 3 884          | 2 907          | 3 898          | 898           | 1 114        | 257              |
| 1960 to 1969.....   | 39 182  | 3 363           | 2 421          | 5 650          | 8 705          | 7 867          | 4 875          | 2 611          | 1 893          | 623           | 1 174        | 244              |
| 1959 or earlier.....  | 19 159  | 1 185           | 1 617          | 2 869          | 4 429          | 3 295          | 1 919          | 823            | 763            | 297           | 1 962        | 234              |
| <b>ROOMS</b>  |         |                 |                |                |                |                |                |                |                |               |              |                  |
| 1 room.....   | 12 201  | 2 574           | 1 941          | 2 857          | 2 831          | 1 227          | 420            | 166            | 34             | 47            | 104          | 176              |
| 2 rooms.....  | 19 021  | 2 424           | 2 303          | 3 651          | 4 897          | 3 333          | 1 442          | 450            | 190            | 76            | 255          | 210              |
| 3 rooms.....  | 82 997  | 5 272           | 4 526          | 11 155         | 19 731         | 20 477         | 13 144         | 5 261          | 2 308          | 464           | 659          | 251              |
| 4 rooms.....  | 86 207  | 4 520           | 2 774          | 7 742          | 16 363         | 19 275         | 17 227         | 9 172          | 6 292          | 1 633         | 1 209        | 280              |
| 5 rooms.....  | 60 008  | 1 913           | 1 624          | 4 115          | 9 436          | 12 945         | 10 995         | 8 245          | 7 038          | 2 280         | 1 417        | 297              |
| 6 rooms.....  | 22 221  | 290             | 531            | 932            | 2 514          | 4 085          | 3 825          | 2 717          | 3 320          | 2 931         | 1 076        | 329              |
| 7 or more rooms.....  | 11 154  | 70              | 114            | 234            | 623            | 909            | 1 154          | 1 163          | 1 624          | 3 394         | 1 869        | 423              |
| Median.....   | 3.9     | 3.2             | 3.1            | 3.3            | 3.5            | 3.8            | 4.0            | 4.3            | 4.7            | 5.8           | 5.3          | ...              |
| <b>PLUMBING FACILITIES BY PERSONS PER ROOM AND POVERTY STATUS IN 1979</b> |         |                 |                |                |                |                |                |                |                |               |              |                  |
| All income levels in 1979.....  | 293 809 | 17 063          | 13 813         | 30 686         | 56 395         | 62 251         | 48 207         | 27 174         | 20 806         | 10 825        | 6 589        | 271              |
| <b>Complete plumbing for exclusive use</b> .....                          | 284 668 | 16 320          | 12 158         | 29 211         | 54 539         | 60 915         | 47 275         | 26 629         | 20 474         | 10 770        | 6 377        | 272              |
| 0.50 or less.....   | 153 035 | 8 875           | 6 873          | 15 621         | 27 797         | 31 807         | 25 839         | 13 704         | 11 619         | 6 672         | 4 228        | 274              |
| 0.51 to 1.00.....   | 112 928 | 6 230           | 4 443          | 11 463         | 22 200         | 24 817         | 18 558         | 11 454         | 8 078          | 3 820         | 1 865        | 273              |
| 1.01 to 1.50.....   | 13 923  | 913             | 581            | 1 416          | 3 075          | 3 341          | 2 246          | 1 235          | 662            | 256           | 198          | 263              |
| 1.51 or more.....   | 4 782   | 302             | 261            | 711            | 1 467          | 950            | 632            | 236            | 115            | 22            | 86           | 239              |
| <b>Locking complete plumbing for exclusive use</b> .....                  | 9 141   | 743             | 1 655          | 1 475          | 1 856          | 1 336          | 932            | 545            | 332            | 55            | 212          | 217              |
| 0.50 or less.....   | 3 188   | 240             | 405            | 504            | 669            | 500            | 400            | 225            | 123            | 24            | 98           | 229              |
| 0.51 to 1.00.....   | 4 895   | 433             | 1 128          | 745            | 888            | 723            | 357            | 290            | 192            | 31            | 108          | 206              |
| 1.01 to 1.50.....   | 674     | 29              | 65             | 138            | 211            | 68             | 138            | 13             | 6              | —             | 6            | 226              |
| 1.51 or more.....   | 384     | 41              | 57             | 88             | 88             | 45             | 37             | 17             | 11             | —             | —            | 205              |
| <b>Income in 1979 below poverty level</b> .....                           | 60 770  | 10 650          | 4 598          | 8 254          | 12 914         | 11 397         | 6 539          | 3 137          | 1 730          | 692           | 859          | 228              |
| <b>Complete plumbing for exclusive use</b> .....                          | 57 815  | 10 219          | 3 945          | 7 833          | 12 265         | 11 052         | 6 380          | 2 972          | 1 679          | 681           | 789          | 229              |
| 1.01 or more persons per room.....  | 7 602   | 846             | 493            | 855            | 1 662          | 1 787          | 1 142          | 477            | 220            | 81            | 39           | 248              |
| <b>Locking complete plumbing for exclusive use</b> .....                  | 2 955   | 431             | 653            | 421            | 649            | 345            | 159            | 165            | 51             | 11            | 70           | 192              |
| 1.01 or more persons per room.....  | 569     | 42              | 73             | 130            | 143            | 62             | 77             | 30             | 12             | —             | —            | 212              |
| <b>BEDROOMS</b>   |         |                 |                |                |                |                |                |                |                |               |              |                  |
| None.....   | 14 158  | 2 809           | 2 132          | 3 232          | 3 463          | 1 595          | 505            | 194            | 53             | 53            | 122          | 182              |
| 1.....  | 123 115 | 7 471           | 6 914          | 15 757         | 26 588         | 29 141         | 21 256         | 9 095          | 4 509          | 1 125         | 1 259        | 257              |
| 2.....  | 104 001 | 4 870           | 3 101          | 8 575          | 19 358         | 21 704         | 18 257         | 12 072         | 10 461         | 3 497         | 2 106        | 285              |
| 3.....  | 42 607  | 1 617           | 1 301          | 2 715          | 6 237          | 8 439          | 7 039          | 4 956          | 4 565          | 3 855         | 1 983        | 300              |
| 4.....  | 7 630   | 253             | 306            | 636            | 1 180          | 982            | 650            | 891            | 1 643          | 809           | 338          | 338              |
| 5 or more.....  | 2 298   | 43              | 85             | 101            | 113            | 192            | 168            | 207            | 327            | 652           | 410          | 411              |
| <b>UNITS IN STRUCTURE</b>   |         |                 |                |                |                |                |                |                |                |               |              |                  |
| 1, detached or attached.....  | 20 837  | 169             | 341            | 808            | 1 477          | 1 943          | 2 363          | 2 146          | 3 207          | 5 055         | 3 328        | 389              |
| 2.....  | 54 796  | 272             | 1 555          | 4 733          | 10 102         | 12 550         | 10 682         | 6 458          | 5 513          | 1 656         | 1 275        | 290              |
| 3 and 4.....  | 60 404  | 483             | 2 274          | 7 719          | 14 616         | 15 975         | 10 254         | 5 031          | 2 678          | 733           | 641          | 264              |
| 5 to 9.....   | 30 412  | 2 318           | 2 223          | 4 563          | 7 121          | 6 443          | 3 943          | 2 049          | 1 129          | 350           | 273          | 242              |
| 10 to 49.....   | 73 869  | 2 941           | 2 944          | 6 667          | 14 607         | 17 603         | 14 551         | 7 302          | 4 960          | 1 475         | 819          | 278              |
| 50 or more.....   | 53 073  | 10 835          | 4 432          | 6 116          | 8 386          | 7 666          | 6 377          | 4 164          | 3 314          | 1 542         | 241          | 231              |
| Mobile home or trailer, etc.....  | 418     | 45              | 44             | 80             | 86             | 71             | 37             | 24             | 5              | 14            | 12           | 225              |
| <b>YEAR STRUCTURE BUILT</b>   |         |                 |                |                |                |                |                |                |                |               |              |                  |
| 1975 to March 1980.....   | 13 786  | 2 005           | 1 393          | 1 245          | 1 408          | 1 342          | 1 677          | 1 351          | 1 697          | 1 563         | 105          | 284              |
| 1970 to 1974.....   | 17 040  | 1 402           | 486            | 960            | 1 788          | 2 547          | 3 968          | 2 945          | 1 907          | 867           | 170          | 316              |
| 1960 to 1969.....   | 55 723  | 4 607           | 1 846          | 2 757          | 6 787          | 12 549         | 12 467         | 6 765          | 4 970          | 2 133         | 842          | 296              |
| 1950 to 1959.....   | 47 737  | 4 015           | 2 232          | 4 695          | 9 167          | 10 170         | 7 375          | 4 314          | 3 033          | 1 665         | 1 071        | 265              |
| 1940 to 1949.....   | 50 974  | 2 327           | 1 864          | 5 740          | 11 524         | 12 180         | 7 840          | 4 096          | 3 034          | 1 424         | 945          | 264              |
| 1939 or earlier.....  | 108 549 | 2 707           | 5 992          | 15 289         | 25 721         | 23 463         | 14 880         | 7 703          | 6 165          | 3 173         | 3 456        | 256              |
| <b>STORIES IN STRUCTURE</b>   |         |                 |                |                |                |                |                |                |                |               |              |                  |
| 1 to 3.....   | 228 114 | 5 035           | 7 908          | 21 179         | 41 517         | 52 128         | 42 718         | 23 775         | 18 276         | 9 497         | 6 081        | 284              |
| 4 or more.....  | 65 695  | 12 028          | 5 905          | 9 507          | 14 878         | 10 123         | 5 489          | 3 399          | 2 530          | 1 328         | 508          | 219              |
| With elevator.....  | 50 350  | 11 465          | 4 422          | 6 396          | 9 932          | 6 952          | 4 259          | 3 051          | 2 298          | 1 270         | 305          | 215              |
| <b>GROSS RENT AS PERCENTAGE OF HOUSEHOLD INCOME IN 1979</b>               |         |                 |                |                |                |                |                |                |                |               |              |                  |
| Less than 15 percent.....   | 56 285  | 4 401           | 3 698          | 7 943          | 12 026         | 11 616         | 8 140          | 4 063          | 2 682          | 1 716         | ...          | 250              |
| 15 to 19 percent.....   | 47 312  | 3 022           | 1 797          | 4 399          | 8 375          | 10 621         | 8 978          | 5 036          | 3 363          | 1 721         | ...          | 280              |
| 20 to 24 percent.....   | 39 996  | 3 786           | 1 418          | 3 053          | 6 985          | 8 376          | 7 241          | 4 223          | 3 325          | 1 589         | ...          | 279              |
| 25 to 29 percent.....   | 28 678  | 2 234           | 1 373          | 2 390          | 4 812          | 5 806          | 4 911          | 3 102          | 2 780          | 1 270         | ...          | 280              |
| 30 to 34 percent.....   | 20 158  | 892             | 1 008          | 1 671          | 3 464          | 4 414          | 3 673          | 2 143          | 1 890          | 1 003         | ...          | 284              |
| 35 to 49 percent.....   | 32 575  | 875             | 1 841          | 3 342          | 5 847          | 7 125          | 5 735          | 3 389          | 2 869          | 1 552         | ...          | 281              |
| 50 percent or more.....   | 56 002  | 1 075           | 2 146          | 7 005          |                |                |                |                |                |               |              |                  |

Table A—3. Income and Poverty Status in 1979 of Owner-Occupied Housing Units: 1980

[Data are estimates based on a sample, see Introduction. For meaning of symbols, see Introduction. For definitions of terms, see appendixes A and B.]

| The SMSA  | Household income in 1979 |                   |                    |                      |                      |                      |                      |                      |                      |                  |                  |                | Income in 1979 below poverty level |
|---|--------------------------|-------------------|--------------------|----------------------|----------------------|----------------------|----------------------|----------------------|----------------------|------------------|------------------|----------------|------------------------------------|
|   | Total                    | Less than \$5,000 | \$5,000 to \$9,999 | \$10,000 to \$12,499 | \$12,500 to \$14,999 | \$15,000 to \$19,999 | \$20,000 to \$24,999 | \$25,000 to \$34,999 | \$35,000 to \$49,999 | \$50,000 or more | Median (dollars) | Mean (dollars) |                                    |
| <b>Owner-occupied housing units</b> .....   | 381 168                  | 16 549            | 26 702             | 15 868               | 15 596               | 39 263               | 46 260               | 90 247               | 76 433               | 54 250           | 27 978           | 32 206         | 14 330                             |
| <b>HOUSEHOLD TYPE AND AGE OF HOUSEHOLDER</b>  |                          |                   |                    |                      |                      |                      |                      |                      |                      |                  |                  |                |                                    |
| <b>Married-couple families</b> .....  | 294 861                  | 3 968             | 11 929             | 8 666                | 9 171                | 27 567               | 36 225               | 77 679               | 69 186               | 50 470           | 31 080           | 35 983         | 5 108                              |
| 15 to 24 years .....  | 1 451                    | 19                | 58                 | 83                   | 120                  | 252                  | 325                  | 405                  | 159                  | 30               | 22 371           | 23 817         | 37                                 |
| 25 to 34 years .....  | 43 999                   | 562               | 602                | 843                  | 1 100                | 4 987                | 7 519                | 15 161               | 9 609                | 3 616            | 28 673           | 31 096         | 756                                |
| 35 to 44 years .....  | 70 107                   | 710               | 1 035              | 1 132                | 1 318                | 5 653                | 9 227                | 21 125               | 18 050               | 11 857           | 32 198           | 37 297         | 1 333                              |
| 45 to 64 years .....  | 138 571                  | 1 357             | 3 142              | 2 766                | 3 044                | 10 540               | 14 608               | 34 820               | 37 101               | 31 283           | 34 687           | 40 175         | 1 894                              |
| 65 years and over .....   | 40 733                   | 1 320             | 7 022              | 3 842                | 3 589                | 6 225                | 4 546                | 6 168                | 4 267                | 3 684            | 18 556           | 25 172         | 1 088                              |
| <b>Male householder, no wife present</b> .....  | 25 031                   | 2 104             | 2 764              | 1 700                | 1 539                | 3 301                | 3 357                | 4 903                | 3 327                | 2 036            | 21 474           | 24 795         | 1 488                              |
| 15 to 24 years .....  | 593                      | 53                | 73                 | 53                   | 74                   | 103                  | 80                   | 71                   | 61                   | 25               | 17 639           | 21 031         | 67                                 |
| 25 to 34 years .....  | 3 637                    | 161               | 122                | 164                  | 228                  | 535                  | 687                  | 947                  | 571                  | 222              | 24 337           | 26 527         | 168                                |
| 35 to 44 years .....  | 3 967                    | 114               | 92                 | 189                  | 111                  | 517                  | 609                  | 1 057                | 778                  | 500              | 27 489           | 31 439         | 153                                |
| 45 to 64 years .....  | 9 630                    | 569               | 662                | 561                  | 538                  | 1 386                | 1 486                | 1 993                | 1 472                | 963              | 23 527           | 27 372         | 519                                |
| 65 years and over .....   | 7 204                    | 1 207             | 1 815              | 733                  | 588                  | 760                  | 495                  | 835                  | 445                  | 326              | 11 978           | 17 256         | 581                                |
| <b>Female householder, no husband present</b> .....   | 61 276                   | 10 477            | 12 069             | 5 502                | 4 886                | 8 395                | 6 678                | 7 665                | 3 920                | 1 744            | 13 856           | 17 059         | 7 734                              |
| 15 to 24 years .....  | 420                      | 167               | 57                 | 38                   | 18                   | 26                   | 44                   | 45                   | 13                   | 12               | 8 409            | 13 164         | 169                                |
| 25 to 34 years .....  | 3 487                    | 551               | 429                | 384                  | 337                  | 673                  | 373                  | 460                  | 213                  | 67               | 15 299           | 17 007         | 689                                |
| 35 to 44 years .....  | 7 870                    | 740               | 1 125              | 644                  | 697                  | 1 664                | 998                  | 1 174                | 564                  | 264              | 16 865           | 19 219         | 1 241                              |
| 45 to 64 years .....  | 23 699                   | 2 337             | 3 264              | 2 189                | 2 265                | 3 659                | 3 659                | 3 868                | 1 952                | 796              | 17 201           | 19 854         | 2 243                              |
| 65 years and over .....   | 25 800                   | 6 682             | 7 134              | 2 247                | 1 569                | 2 373                | 1 894                | 2 118                | 1 178                | 605              | 9 250            | 13 903         | 3 392                              |
| <b>Median age</b> .....   | 51.5                     | 67.1              | 68.0               | 62.0                 | 59.3                 | 53.4                 | 48.7                 | 47.3                 | 48.6                 | 50.9             | ...              | ...            | 57.7                               |
| <b>YEAR HOUSEHOLDER MOVED INTO UNIT</b>   |                          |                   |                    |                      |                      |                      |                      |                      |                      |                  |                  |                |                                    |
| 1979 to March 1980 .....  | 28 088                   | 597               | 848                | 922                  | 1 032                | 2 853                | 3 811                | 7 712                | 6 275                | 4 038            | 30 072           | 33 960         | 770                                |
| 1975 to 1978 .....  | 77 955                   | 1 813             | 2 354              | 1 947                | 2 298                | 7 368                | 10 357               | 22 390               | 17 813               | 11 615           | 30 426           | 34 636         | 2 336                              |
| 1970 to 1974 .....  | 65 185                   | 1 864             | 2 889              | 1 958                | 1 988                | 6 820                | 8 587                | 16 253               | 13 990               | 10 836           | 29 773           | 35 087         | 2 331                              |
| 1960 to 1969 .....  | 99 797                   | 3 182             | 5 602              | 3 773                | 3 695                | 9 144                | 11 499               | 23 721               | 22 011               | 17 170           | 30 206           | 34 715         | 3 115                              |
| 1959 or earlier .....   | 110 143                  | 9 093             | 15 009             | 7 268                | 6 583                | 13 078               | 12 006               | 20 171               | 16 344               | 10 591           | 21 528           | 26 061         | 5 778                              |
| <b>SELECTED CHARACTERISTICS</b>   |                          |                   |                    |                      |                      |                      |                      |                      |                      |                  |                  |                |                                    |
| <b>Complete plumbing for exclusive use</b> .....  | 378 945                  | 16 266            | 26 391             | 15 756               | 15 452               | 38 895               | 45 947               | 89 866               | 76 161               | 54 211           | 28 046           | 32 278         | 14 081                             |
| 1.01 or more persons per room .....   | 6 420                    | 222               | 226                | 273                  | 320                  | 800                  | 1 037                | 1 784                | 1 071                | 687              | 26 537           | 29 070         | 563                                |
| <b>Lacking complete plumbing for exclusive use</b> .....  | 2 223                    | 283               | 311                | 112                  | 144                  | 366                  | 313                  | 381                  | 272                  | 39               | 18 847           | 19 883         | 249                                |
| 1.01 or more persons per room .....   | 225                      | 49                | 6                  | 8                    | 13                   | 24                   | 33                   | 51                   | 6                    | 6                | 21 509           | 21 922         | 49                                 |
| <b>Heating equipment</b> .....  | 381 048                  | 16 514            | 26 702             | 15 857               | 15 596               | 39 243               | 46 242               | 90 236               | 76 428               | 54 230           | 27 981           | 32 209         | 14 302                             |
| Central heating system .....  | 369 790                  | 15 465            | 25 354             | 15 108               | 14 932               | 37 779               | 44 695               | 87 786               | 74 997               | 53 674           | 28 231           | 32 497         | 13 208                             |
| <b>Air conditioning</b> .....   | 268 837                  | 8 497             | 14 963             | 9 299                | 9 630                | 25 758               | 32 303               | 66 115               | 58 364               | 43 908           | 23 838           | 34 584         | 7 979                              |
| Central system .....  | 74 661                   | 1 462             | 2 163              | 1 539                | 1 636                | 4 416                | 6 078                | 15 332               | 19 237               | 22 798           | 37 793           | 45 771         | 1 559                              |
| <b>Vehicles available</b> .....   | 361 056                  | 9 950             | 20 177             | 13 910               | 14 351               | 37 693               | 45 326               | 89 394               | 76 152               | 54 103           | 29 044           | 33 446         | 10 186                             |
| 1 .....   | 103 717                  | 6 896             | 14 465             | 8 894                | 8 300                | 16 844               | 15 402               | 18 605               | 9 632                | 4 679            | 18 886           | 21 518         | 6 050                              |
| 2 or more .....   | 257 339                  | 3 054             | 5 712              | 5 016                | 6 051                | 20 849               | 29 924               | 70 789               | 66 520               | 49 424           | 32 917           | 38 253         | 4 136                              |
| <b>House heating fuel</b> .....   | 381 048                  | 16 514            | 26 702             | 15 857               | 15 596               | 39 243               | 46 242               | 90 236               | 76 428               | 54 230           | 27 981           | 32 209         | 14 302                             |
| Utility gas .....   | 189 506                  | 6 520             | 10 732             | 6 667                | 7 123                | 17 314               | 21 572               | 45 269               | 41 358               | 32 951           | 30 293           | 34 904         | 5 700                              |
| Bottled, tank, or LP gas .....  | 1 824                    | 184               | 152                | 125                  | 137                  | 286                  | 258                  | 392                  | 176                  | 114              | 20 455           | 23 466         | 168                                |
| Electricity .....   | 8 677                    | 364               | 494                | 299                  | 329                  | 942                  | 1 073                | 2 094                | 1 654                | 1 428            | 28 593           | 33 987         | 365                                |
| Fuel oil, kerosene, etc. ....   | 178 414                  | 9 297             | 15 123             | 8 580                | 7 881                | 20 322               | 22 948               | 41 877               | 32 751               | 19 635           | 26 011           | 29 456         | 7 926                              |
| Other .....   | 2 627                    | 149               | 201                | 186                  | 126                  | 379                  | 391                  | 604                  | 489                  | 102              | 23 326           | 25 004         | 143                                |
| <b>Median rooms</b> .....   | 6.7                      | 5.6               | 5.7                | 5.9                  | 5.9                  | 6.1                  | 6.3                  | 6.7                  | 7.2                  | 8.1              | ...              | ...            | 5.9                                |
| <b>Specified owner-occupied housing units</b> .....   | 307 362                  | 10 412            | 18 213             | 11 469               | 11 195               | 30 027               | 36 825               | 74 965               | 66 524               | 47 732           | 29 493           | 33 635         | 8 884                              |
| <b>MORTGAGE STATUS AND SELECTED MONTHLY OWNER COSTS</b>   |                          |                   |                    |                      |                      |                      |                      |                      |                      |                  |                  |                |                                    |
| <b>With a mortgage</b> .....  | 207 092                  | 3 782             | 5 503              | 4 590                | 5 354                | 17 963               | 25 297               | 55 716               | 51 499               | 37 388           | 32 043           | 36 723         | 4 745                              |
| Less than \$200 .....   | 1 153                    | 124               | 174                | 89                   | 71                   | 126                  | 139                  | 254                  | 115                  | 61               | 18 750           | 21 634         | 123                                |
| \$200 to \$249 .....  | 2 627                    | 122               | 256                | 104                  | 144                  | 457                  | 405                  | 631                  | 364                  | 144              | 22 300           | 24 698         | 125                                |
| \$250 to \$299 .....  | 8 562                    | 314               | 528                | 339                  | 433                  | 1 319                | 1 342                | 2 351                | 1 376                | 560              | 24 780           | 26 590         | 302                                |
| \$300 to \$349 .....  | 17 417                   | 414               | 792                | 663                  | 834                  | 2 038                | 2 850                | 4 805                | 3 829                | 1 192            | 26 908           | 28 468         | 449                                |
| \$350 to \$399 .....  | 22 928                   | 577               | 711                | 692                  | 884                  | 2 629                | 3 531                | 6 771                | 5 137                | 1 996            | 27 798           | 30 089         | 634                                |
| \$400 to \$499 .....  | 47 719                   | 778               | 1 498              | 1 265                | 1 384                | 5 260                | 7 103                | 13 885               | 10 930               | 5 616            | 28 594           | 31 777         | 1 149                              |
| \$500 to \$599 .....  | 39 550                   | 632               | 776                | 791                  | 823                  | 3 445                | 5 426                | 12 112               | 9 562                | 5 983            | 30 185           | 34 886         | 876                                |
| \$600 to \$749 .....  | 35 569                   | 455               | 499                | 395                  | 491                  | 1 866                | 3 213                | 9 915                | 10 853               | 7 882            | 33 383           | 40 722         | 637                                |
| \$750 or more .....   | 31 567                   | 366               | 269                | 252                  | 290                  | 823                  | 1 288                | 4 992                | 9 333                | 13 954           | 37 296           | 55 666         | 450                                |
| <b>Median</b> .....   | \$508                    | \$447             | \$417              | \$437                | \$425                | \$444                | \$461                | \$494                | \$542                | \$660            | ...              | ...            | \$464                              |
| <b>Not mortgaged</b> .....  | 100 270                  | 6 630             | 12 710             | 6 879                | 5 841                | 12 064               | 11 528               | 19 249               | 15 025               | 10 344           | 22 374           | 27 257         | 4 139                              |
| Less than \$50 .....  | 101                      | 51                | —                  | 4                    | —                    | 19                   | 6                    | 12                   | 9                    | —                | 4 972            | 14 501         | 51                                 |
| \$50 to \$74 .....  | 111                      | 40                | 42                 | 4                    | 8                    | 13                   | —                    | —                    | 4                    | —                | 6 685            | 8 207          | 26                                 |
| \$75 to \$99 .....  | 412                      | 139               | 101                | 8                    | 56                   | 22                   | 32                   | 21                   | 33                   | —                | 7 875            | 12 266         | 61                                 |
| \$100 to \$124 .....  | 1 109                    | 247               | 333                | 82                   | 74                   | 141                  | 63                   | 53                   | 90                   | 20               | 9 387            | 13 920         | 184                                |
| \$125 to \$149 .....  | 2 586                    | 483               | 579                | 201                  | 163                  | 324                  | 309                  | 350                  | 118                  | 59               | 12 960           | 15 873         | 317                                |
| \$150 to \$199 .....  | 15 923                   | 1 798             | 3 110              | 1 669                | 1 345                | 2 265                | 1 722                | 2 414                | 1 214                | 386              | 15 086           | 18 141         | 1 005                              |
| \$200 to \$249 .....  | 28 348                   | 1 826             | 4 481              | 2 356                | 1 836                | 3 849                | 3 437                | 5 601                | 3 752                | 1 210            | 19 767           | 22 260         | 1 139                              |
| \$250 or more .....   | 51 680                   | 2 046             | 4 064              | 2 555                | 2 359                | 5 431                | 5 969                | 10 761               | 9 826                | 8 669            | 27 853           | 33 848         | 1 356                              |
| <b>Median</b> .....   | \$250+                   | \$215             | \$224              | \$231                | \$235                | \$242                | \$250+               | \$250+               | \$250+               | \$250+           | ...              | ...            | \$219                              |
| <b>MORTGAGE STATUS AND SELECTED MONTHLY OWNER COSTS AS PERCENTAGE OF HOUSEHOLD INCOME IN 1979</b> |                          |                   |                    |                      |                      |                      |                      |                      |                      |                  |                  |                |                                    |
| <b>With a mortgage</b> .....  | 207 092                  | 3 782             | 5 503              | 4 590                | 5 354                | 17 963               | 25 297               | 55 716               | 51 499               | 37 388           | 32 043           | 36 723         | 4 745                              |
| Less than 15 percent .....  | 58 019                   | —                 | —                  | 11                   | 24                   | 187                  | 988                  | 9 596                | 21 032               | 26 181           | 47 271           | 56 525         | 17                                 |
| 15 to 19 percent .....  | 45 223                   | —                 | 17                 | 49                   | 111                  | 1 252                | 4 759                | 16 465               | 15 576               | 6 994            | 34 969           | 37 790         | 15                                 |
| 20 to 24 percent .....  | 36 881                   | —                 | 36                 | 82                   | 347                  | 3 023                | 6 553                | 14 886               | 9 167                | 2 787            | 30 218           | 32 210         | 45                                 |
| 25 to 29 percent .....  | 24 366                   | 5                 | 63                 | 194                  | 870                  | 3 908                | 6 119                | 8 482                | 3 654                | 1 071            | 25 833           | 27 782         | 18                                 |
| 30 to 34 percent .....  | 14 057                   | 7                 | 178                | 517                  | 933                  | 3 591                | 3 529                | 3 734                | 1 330                | 238              | 22 181           | 23 883         | 62                                 |
| 35 percent or more .....  | 27 886                   | 3 117             | 5 209              | 3 737                | 3 069                | 6 002                | 3 349                | 2 553                | 733                  | 117              | 14 031           | 14 912         | 3 935                              |
| Not computed .....  | 660                      | 653               | —                  | —                    | —                    | —                    | —                    | —                    | 7                    | —                | 2500—            | 23             | 653                                |



Table A—4. Income and Poverty Status in 1979 of Renter-Occupied Housing Units: 1980

[Data are estimates based on a sample, see Introduction. For meaning of symbols, see Introduction. For definitions of terms, see appendixes A and B.]

| The SMSA   | Household income in 1979 |                   |                    |                      |                      |                      |                      |                      |                      |                  |                  |                | Income in 1979 below poverty level |
|--|--------------------------|-------------------|--------------------|----------------------|----------------------|----------------------|----------------------|----------------------|----------------------|------------------|------------------|----------------|------------------------------------|
|  | Total                    | Less than \$5,000 | \$5,000 to \$9,999 | \$10,000 to \$12,499 | \$12,500 to \$14,999 | \$15,000 to \$19,999 | \$20,000 to \$24,999 | \$25,000 to \$34,999 | \$35,000 to \$49,999 | \$50,000 or more | Median (dollars) | Mean (dollars) |                                    |
| Renter-occupied housing units                      | 296 296                  | 61 313            | 55 534             | 28 875               | 23 450               | 44 283               | 31 562               | 33 084               | 13 045               | 5 150            | 12 759           | 15 287         | 61 096                             |
| <b>HOUSEHOLD TYPE AND AGE OF HOUSEHOLDER</b>       |                          |                   |                    |                      |                      |                      |                      |                      |                      |                  |                  |                |                                    |
| <b>Married-couple families</b>                     | 106 465                  | 6 907             | 13 705             | 8 872                | 8 223                | 19 479               | 17 167               | 20 577               | 8 492                | 3 043            | 18 942           | 20 708         | 9 189                              |
| 15 to 24 years                                     | 8 495                    | 703               | 1 247              | 904                  | 894                  | 1 740                | 1 548                | 1 244                | 185                  | 30               | 16 704           | 16 881         | 951                                |
| 25 to 34 years                                     | 33 384                   | 1 729             | 3 052              | 2 662                | 2 578                | 6 964                | 6 373                | 7 309                | 2 195                | 522              | 19 771           | 20 567         | 2 684                              |
| 35 to 44 years                                     | 18 610                   | 991               | 1 548              | 1 360                | 1 405                | 3 674                | 3 427                | 4 032                | 1 706                | 467              | 20 447           | 21 707         | 1 720                              |
| 45 to 64 years                                     | 29 523                   | 1 849             | 2 767              | 1 967                | 1 990                | 4 710                | 4 562                | 6 442                | 3 605                | 1 631            | 21 431           | 24 004         | 2 451                              |
| 65 years and over                                  | 16 453                   | 1 635             | 5 091              | 1 979                | 1 356                | 2 391                | 1 257                | 1 550                | 801                  | 393              | 11 896           | 15 929         | 1 383                              |
| <b>Male householder, no wife present</b>           | 58 646                   | 10 121            | 9 891              | 6 054                | 4 782                | 10 144               | 6 867                | 6 648                | 2 612                | 1 527            | 14 203           | 16 513         | 8 442                              |
| 15 to 24 years                                     | 7 596                    | 1 342             | 1 662              | 1 113                | 791                  | 1 276                | 647                  | 511                  | 159                  | 95               | 11 783           | 13 372         | 1 424                              |
| 25 to 34 years                                     | 18 109                   | 1 592             | 2 369              | 2 108                | 1 495                | 4 063                | 2 705                | 2 450                | 898                  | 429              | 16 599           | 18 204         | 1 698                              |
| 35 to 44 years                                     | 9 534                    | 1 285             | 1 070              | 803                  | 794                  | 1 778                | 1 303                | 1 593                | 584                  | 324              | 17 138           | 19 606         | 1 282                              |
| 45 to 64 years                                     | 15 079                   | 2 845             | 2 262              | 1 365                | 1 212                | 2 479                | 1 830                | 1 741                | 826                  | 519              | 14 702           | 17 494         | 2 541                              |
| 65 years and over                                  | 8 328                    | 3 057             | 2 528              | 665                  | 490                  | 548                  | 382                  | 353                  | 145                  | 160              | 6 658            | 10 386         | 1 497                              |
| <b>Female householder, no husband present</b>      | 131 185                  | 44 285            | 31 938             | 13 949               | 10 445               | 14 660               | 7 528                | 5 859                | 1 941                | 580              | 8 133            | 10 340         | 43 465                             |
| 15 to 24 years                                     | 13 206                   | 5 604             | 3 209              | 1 210                | 922                  | 1 027                | 508                  | 517                  | 150                  | 59               | 6 366            | 8 883          | 6 670                              |
| 25 to 34 years                                     | 31 854                   | 8 731             | 6 852              | 4 431                | 3 142                | 4 772                | 1 992                | 1 473                | 371                  | 90               | 10 194           | 11 098         | 11 055                             |
| 35 to 44 years                                     | 20 455                   | 5 084             | 5 406              | 2 327                | 1 748                | 2 892                | 1 557                | 1 066                | 296                  | 79               | 9 752            | 11 499         | 7 527                              |
| 45 to 64 years                                     | 32 272                   | 8 623             | 7 008              | 3 802                | 3 084                | 4 241                | 2 576                | 1 988                | 723                  | 227              | 10 332           | 12 039         | 8 850                              |
| 65 years and over                                  | 33 398                   | 16 243            | 9 463              | 2 179                | 1 549                | 1 728                | 895                  | 815                  | 401                  | 125              | 5 191            | 7 842          | 9 363                              |
| Median age   | 41.9                     | 51.6              | 47.3               | 39.1                 | 39.3                 | 37.3                 | 37.8                 | 39.0                 | 44.9                 | 48.5             | ...              | ...            | 39.8                               |
| <b>YEAR HOUSEHOLDER MOVED INTO UNIT</b>            |                          |                   |                    |                      |                      |                      |                      |                      |                      |                  |                  |                |                                    |
| 1979 to March 1980                                 | 81 733                   | 16 708            | 15 370             | 8 445                | 6 636                | 12 742               | 8 648                | 8 501                | 3 260                | 1 423            | 12 629           | 14 992         | 18 744                             |
| 1975 to 1978                                       | 106 175                  | 20 358            | 18 282             | 10 558               | 8 582                | 16 801               | 12 475               | 12 668               | 4 222                | 1 829            | 13 633           | 15 853         | 21 264                             |
| 1970 to 1974                                       | 49 405                   | 10 435            | 9 521              | 4 562                | 3 898                | 7 488                | 5 040                | 5 513                | 2 528                | 690              | 12 618           | 15 022         | 9 673                              |
| 1960 to 1969                                       | 39 499                   | 8 939             | 8 195              | 3 677                | 2 913                | 4 929                | 3 725                | 4 489                | 1 822                | 810              | 11 778           | 15 021         | 7 613                              |
| 1959 or earlier                                    | 19 484                   | 4 873             | 4 166              | 1 633                | 1 421                | 2 323                | 1 674                | 1 913                | 1 083                | 398              | 11 076           | 14 653         | 3 802                              |
| <b>PLUMBING FACILITIES BY PERSONS PER ROOM</b>     |                          |                   |                    |                      |                      |                      |                      |                      |                      |                  |                  |                |                                    |
| <b>Complete plumbing for exclusive use</b>         | 287 137                  | 58 452            | 53 582             | 27 984               | 22 774               | 43 100               | 30 797               | 32 552               | 12 809               | 5 087            | 12 890           | 15 403         | 58 141                             |
| 0.50 or less                                       | 154 573                  | 34 414            | 29 813             | 15 913               | 12 655               | 22 857               | 15 031               | 14 975               | 6 087                | 2 828            | 12 052           | 14 768         | 25 226                             |
| 0.51 to 1.00                                       | 113 734                  | 20 683            | 19 569             | 10 269               | 8 597                | 17 325               | 13 831               | 15 561               | 6 006                | 1 893            | 14 345           | 16 321         | 25 282                             |
| 1.01 to 1.50                                       | 14 042                   | 2 489             | 3 182              | 1 328                | 1 137                | 2 089                | 1 520                | 1 554                | 492                  | 251              | 12 548           | 14 969         | 5 689                              |
| 1.51 or more                                       | 4 788                    | 866               | 1 018              | 474                  | 385                  | 829                  | 415                  | 462                  | 224                  | 115              | 12 734           | 15 355         | 1 944                              |
| <b>Locking complete plumbing for exclusive use</b> | 9 159                    | 2 861             | 1 952              | 891                  | 676                  | 1 183                | 765                  | 532                  | 236                  | 63               | 9 257            | 11 677         | 2 955                              |
| 0.50 or less                                       | 3 206                    | 969               | 756                | 347                  | 290                  | 349                  | 283                  | 164                  | 28                   | 20               | 8 952            | 10 987         | 840                                |
| 0.51 to 1.00                                       | 4 895                    | 1 631             | 911                | 434                  | 306                  | 723                  | 407                  | 315                  | 136                  | 32               | 9 431            | 11 908         | 1 546                              |
| 1.01 to 1.50                                       | 674                      | 202               | 194                | 55                   | 72                   | 55                   | 35                   | 8                    | 47                   | 6                | 7 344            | 11 003         | 398                                |
| 1.51 or more                                       | 384                      | 59                | 91                 | 55                   | 8                    | 56                   | 40                   | 45                   | 25                   | 5                | 11 909           | 15 688         | 171                                |
| <b>SELECTED CHARACTERISTICS</b>                    |                          |                   |                    |                      |                      |                      |                      |                      |                      |                  |                  |                |                                    |
| <b>Heating equipment</b>                           | 295 596                  | 61 090            | 55 392             | 28 813               | 23 409               | 44 173               | 31 493               | 33 042               | 13 034               | 5 150            | 12 767           | 15 297         | 60 799                             |
| Central heating system                             | 272 860                  | 55 078            | 51 024             | 26 470               | 21 469               | 40 953               | 29 431               | 31 093               | 12 428               | 4 914            | 12 949           | 15 480         | 54 245                             |
| <b>Air conditioning</b>                            | 156 562                  | 19 858            | 23 749             | 14 982               | 13 139               | 27 018               | 20 872               | 23 325               | 9 700                | 3 919            | 16 102           | 18 272         | 17 238                             |
| Central system                                     | 23 508                   | 4 158             | 3 698              | 1 995                | 1 611                | 3 163                | 2 555                | 3 294                | 1 818                | 1 216            | 15 437           | 19 692         | 3 264                              |
| <b>Vehicles available</b>                          | 199 850                  | 17 727            | 27 937             | 20 656               | 18 209               | 37 928               | 28 759               | 31 326               | 12 445               | 4 863            | 16 864           | 18 935         | 19 648                             |
| 1  | 135 292                  | 15 428            | 24 136             | 17 241               | 14 268               | 27 268               | 16 920               | 13 816               | 4 551                | 1 664            | 14 400           | 15 879         | 16 151                             |
| 2 or more  | 64 558                   | 2 299             | 3 801              | 3 415                | 3 941                | 10 660               | 11 839               | 17 510               | 7 894                | 3 199            | 23 249           | 25 341         | 3 497                              |
| <b>House heating fuel</b>                          | 295 596                  | 61 090            | 55 392             | 28 813               | 23 409               | 44 173               | 31 493               | 33 042               | 13 034               | 5 150            | 12 767           | 15 297         | 60 799                             |
| Utility gas  | 94 352                   | 18 467            | 16 975             | 9 069                | 7 141                | 14 857               | 10 328               | 11 203               | 4 392                | 1 920            | 13 433           | 15 737         | 19 365                             |
| Bottled, tank, or LP gas                           | 3 858                    | 912               | 794                | 426                  | 364                  | 494                  | 353                  | 348                  | 128                  | 39               | 11 309           | 13 740         | 1 015                              |
| Electricity  | 20 331                   | 4 432             | 3 671              | 2 071                | 1 423                | 2 892                | 2 119                | 2 287                | 1 012                | 424              | 12 490           | 15 738         | 3 853                              |
| Fuel oil, kerosene, etc.                           | 174 560                  | 36 684            | 33 462             | 17 015               | 14 278               | 25 575               | 18 485               | 18 919               | 7 397                | 2 745            | 12 521           | 15 060         | 35 919                             |
| Other  | 2 495                    | 595               | 490                | 232                  | 203                  | 355                  | 208                  | 285                  | 105                  | 22               | 11 751           | 14 069         | 647                                |
| Median rooms                                       | 3.9                      | 3.4               | 3.7                | 3.7                  | 3.8                  | 4.0                  | 4.1                  | 4.3                  | 4.6                  | 4.9              | ...              | ...            | 3.8                                |
| <b>Specified renter-occupied housing units</b>     | 293 809                  | 61 016            | 55 143             | 28 739               | 23 285               | 43 956               | 31 214               | 32 641               | 12 828               | 4 987            | 12 715           | 15 237         | 60 770                             |
| <b>CONTRACT RENT</b>                               |                          |                   |                    |                      |                      |                      |                      |                      |                      |                  |                  |                |                                    |
| Less than \$100                                    | 21 839                   | 14 263            | 4 233              | 860                  | 621                  | 827                  | 439                  | 429                  | 136                  | 31               | 4 195            | 6 071          | 12 284                             |
| \$100 to \$149                                     | 25 275                   | 7 806             | 7 163              | 2 254                | 1 632                | 2 627                | 1 700                | 1 497                | 478                  | 118              | 8 075            | 10 826         | 7 175                              |
| \$150 to \$199                                     | 56 819                   | 14 937            | 13 084             | 6 437                | 4 623                | 7 739                | 4 410                | 4 035                | 1 202                | 352              | 10 151           | 12 120         | 14 915                             |
| \$200 to \$249                                     | 68 380                   | 13 031            | 14 550             | 8 254                | 6 151                | 10 968               | 6 838                | 6 253                | 1 916                | 419              | 12 002           | 13 785         | 13 995                             |
| \$250 to \$299                                     | 54 932                   | 6 300             | 8 870              | 6 009                | 5 374                | 10 293               | 7 873                | 7 386                | 2 180                | 647              | 15 399           | 16 685         | 7 435                              |
| \$300 to \$349                                     | 30 620                   | 2 191             | 3 819              | 2 628                | 2 670                | 5 728                | 5 025                | 5 831                | 2 119                | 609              | 18 252           | 19 739         | 2 521                              |
| \$350 to \$399                                     | 14 357                   | 784               | 1 394              | 1 015                | 1 059                | 2 890                | 2 197                | 2 858                | 1 659                | 501              | 20 078           | 22 520         | 834                                |
| \$400 to \$499                                     | 9 293                    | 399               | 673                | 610                  | 443                  | 1 349                | 1 378                | 2 292                | 1 422                | 727              | 24 139           | 26 776         | 455                                |
| \$500 or more                                      | 5 705                    | 213               | 221                | 207                  | 123                  | 572                  | 638                  | 1 177                | 1 247                | 1 307            | 32 364           | 39 260         | 297                                |
| No cash rent                                       | 6 589                    | 1 092             | 1 136              | 465                  | 589                  | 963                  | 716                  | 883                  | 469                  | 276              | 15 060           | 18 542         | 859                                |
| Median   | \$228                    | \$178             | \$208              | \$227                | \$236                | \$247                | \$261                | \$272                | \$306                | \$368            | ...              | ...            | \$186                              |
| <b>GROSS RENT</b>                                  |                          |                   |                    |                      |                      |                      |                      |                      |                      |                  |                  |                |                                    |
| Less than \$100                                    | 17 063                   | 12 318            | 3 125              | 562                  | 327                  | 324                  | 195                  | 116                  | 77                   | 19               | 3 952            | 5 018          | 10 650                             |
| \$100 to \$149                                     | 13 813                   | 5 518             | 4 383              | 1 075                | 762                  | 1 036                | 457                  | 450                  | 111                  | 21               | 6 283            | 8 399          | 4 598                              |
| \$150 to \$199                                     | 30 686                   | 9 092             | 7 863              | 3 573                | 2 342                | 3 558                | 2 062                | 1 618                | 458                  | 120              | 8 864            | 10 835         | 8 254                              |
| \$200 to \$249                                     | 56 395                   | 13 456            | 12 505             | 6 865                | 5 115                | 8 107                | 4 648                | 4 178                | 1 258                | 263              | 10 814           | 12 523         | 12 914                             |
| \$250 to \$299                                     | 62 251                   | 10 074            | 12 253             | 7 142                | 5 796                | 11 028               | 7 069                | 6 503                | 1 887                | 499              | 13 215           | 14 696         | 11 397                             |
| \$300 to \$349                                     | 48 207                   | 5 211             | 7 653              | 4 659                | 4 398                | 8 934                | 7 194                | 7 267                | 2 212                | 679              | 16 126           | 17 405         | 6 539                              |
| \$350 to \$399                                     | 27 174                   | 2 397             | 3 572              | 2 269                | 2 141                | 4 939                | 4 244                | 5 011                | 2 051                | 550              | 18 025           | 19 597         | 3 137                              |
| \$400 to \$499                                     | 20 806                   | 1 419             | 2 097              | 1 468                | 1 475                | 3 664                | 3 321                | 4 271                | 2 285                | 806              | 20 368           | 22 542         | 1 730                              |
| \$500 or more                                      | 10 825                   | 439               | 556                | 661                  | 340                  | 1 403                | 1 308                | 2 344                | 2 020                | 1 754            | 27 342           | 33 148         | 692                                |
| No cash rent                                       | 6 589                    | 1 092             | 1 136              | 465                  | 589                  | 963                  | 716                  | 883                  | 469                  | 276              | 15 060           |                |                                    |



Table A—5. Selected Monthly Owner Costs for Mortgaged Housing Units: 1980

[Data are estimates based on a sample, see Introduction. For meaning of symbols, see Introduction. For definitions of terms, see appendixes A and B.]

| The SMSA  | Total          | Less than \$200 | \$200 to \$249 | \$250 to \$299 | \$300 to \$349 | \$350 to \$399 | \$400 to \$499 | \$500 to \$599 | \$600 to \$749 | \$750 or more | Median (dollars) |
|---|----------------|-----------------|----------------|----------------|----------------|----------------|----------------|----------------|----------------|---------------|------------------|
| <b>Specified owner-occupied housing units</b> -----                           | <b>207 092</b> | <b>1 153</b>    | <b>2 627</b>   | <b>8 562</b>   | <b>17 417</b>  | <b>22 928</b>  | <b>47 719</b>  | <b>39 550</b>  | <b>35 569</b>  | <b>31 567</b> | <b>508</b>       |
| <b>PERSONS IN UNIT</b>  |                |                 |                |                |                |                |                |                |                |               |                  |
| 1 person -----  | 8 997          | 231             | 327            | 871            | 1 242          | 1 175          | 2 012          | 1 446          | 901            | 792           | 428              |
| 2 persons -----   | 44 635         | 294             | 854            | 2 590          | 4 298          | 5 382          | 9 607          | 7 968          | 7 571          | 6 071         | 493              |
| 3 persons -----   | 44 351         | 276             | 602            | 1 850          | 4 150          | 4 877          | 10 499         | 8 223          | 7 867          | 6 007         | 499              |
| 4 persons -----   | 58 034         | 167             | 437            | 1 782          | 4 003          | 6 134          | 13 695         | 11 800         | 10 420         | 9 596         | 524              |
| 5 persons -----   | 31 439         | 93              | 226            | 880            | 2 264          | 3 246          | 7 191          | 6 185          | 5 388          | 5 966         | 529              |
| 6 persons -----   | 12 378         | 43              | 102            | 391            | 828            | 1 308          | 3 009          | 2 414          | 2 228          | 2 055         | 521              |
| 7 persons -----   | 5 089          | 30              | 38             | 167            | 452            | 581            | 1 174          | 1 079          | 858            | 710           | 509              |
| 8 or more persons -----   | 2 169          | 19              | 41             | 31             | 180            | 225            | 532            | 435            | 336            | 370           | 513              |
| Median -----  | 3.60           | 2.69            | 2.72           | 2.94           | 3.26           | 3.50           | 3.63           | 3.68           | 3.64           | 3.80          | ...              |
| <b>HOUSEHOLD TYPE AND AGE OF HOUSEHOLDER</b>                                  |                |                 |                |                |                |                |                |                |                |               |                  |
| <b>Married-couple families</b> -----  | <b>179 057</b> | <b>719</b>      | <b>1 882</b>   | <b>6 575</b>   | <b>14 212</b>  | <b>19 050</b>  | <b>40 818</b>  | <b>34 669</b>  | <b>32 109</b>  | <b>29 023</b> | <b>518</b>       |
| 15 to 24 years -----  | 1 025          | 13              | —              | 16             | 31             | 76             | 212            | 305            | 248            | 124           | 554              |
| 25 to 34 years -----  | 36 752         | 97              | 195            | 285            | 751            | 1 835          | 7 951          | 9 492          | 9 387          | 6 759         | 577              |
| 35 to 44 years -----  | 56 182         | 109             | 332            | 1 241          | 3 089          | 4 937          | 12 035         | 11 535         | 11 043         | 11 861        | 555              |
| 45 to 64 years -----  | 78 481         | 362             | 1 155          | 4 271          | 9 263          | 11 207         | 19 068         | 12 586         | 10 738         | 9 831         | 466              |
| 65 years and over -----   | 6 617          | 138             | 200            | 762            | 1 078          | 995            | 1 552          | 751            | 693            | 448           | 408              |
| <b>Male householder, no wife present</b> -----                                | <b>9 775</b>   | <b>134</b>      | <b>242</b>     | <b>562</b>     | <b>950</b>     | <b>1 277</b>   | <b>2 166</b>   | <b>1 751</b>   | <b>1 447</b>   | <b>1 246</b>  | <b>475</b>       |
| 15 to 24 years -----  | 311            | 5               | —              | 19             | 17             | 34             | 97             | 66             | 53             | 20            | 481              |
| 25 to 34 years -----  | 2 346          | 32              | 45             | 113            | 267            | 519            | 538            | 444            | 356            | 531           | 581              |
| 35 to 44 years -----  | 2 488          | 19              | 29             | 57             | 162            | 267            | 527            | 435            | 494            | 498           | 542              |
| 45 to 64 years -----  | 3 869          | 45              | 141            | 300            | 537            | 599            | 859            | 644            | 403            | 341           | 431              |
| 65 years and over -----   | 761            | 33              | 40             | 141            | 121            | 110            | 164            | 68             | 53             | 31            | 371              |
| <b>Female householder, no husband present</b> -----                           | <b>18 260</b>  | <b>300</b>      | <b>503</b>     | <b>1 425</b>   | <b>2 255</b>   | <b>2 601</b>   | <b>4 735</b>   | <b>3 130</b>   | <b>2 013</b>   | <b>1 298</b>  | <b>443</b>       |
| 15 to 24 years -----  | 188            | 6               | 5              | 27             | 12             | 41             | 44             | 20             | 14             | 19            | 406              |
| 25 to 34 years -----  | 2 063          | 6               | 3              | 55             | 136            | 185            | 586            | 567            | 337            | 188           | 511              |
| 35 to 44 years -----  | 5 230          | 31              | 75             | 262            | 421            | 759            | 1 338          | 998            | 824            | 522           | 480              |
| 45 to 64 years -----  | 8 435          | 123             | 283            | 762            | 1 370          | 1 270          | 2 194          | 1 230          | 724            | 479           | 417              |
| 65 years and over -----   | 2 344          | 134             | 137            | 319            | 316            | 346            | 573            | 315            | 114            | 90            | 388              |
| Median age -----  | 44.5           | 54.6            | 53.9           | 53.8           | 51.8           | 49.1           | 45.4           | 41.5           | 40.3           | 40.8          | ...              |
| <b>YEAR HOUSEHOLDER MOVED INTO UNIT</b>                                       |                |                 |                |                |                |                |                |                |                |               |                  |
| 1979 to March 1980 -----  | 20 484         | 56              | 123            | 140            | 259            | 412            | 1 941          | 3 160          | 5 535          | 8 858         | 712              |
| 1975 to 1978 -----  | 58 789         | 216             | 285            | 652            | 1 268          | 2 636          | 10 875         | 15 031         | 15 154         | 12 672        | 590              |
| 1970 to 1974 -----  | 46 157         | 150             | 281            | 775            | 2 374          | 4 506          | 13 418         | 10 776         | 8 016          | 5 861         | 515              |
| 1960 to 1969 -----  | 62 150         | 395             | 1 032          | 4 349          | 9 669          | 11 937         | 17 194         | 8 609          | 5 557          | 3 408         | 419              |
| 1959 or earlier -----   | 19 512         | 336             | 906            | 2 646          | 3 847          | 3 437          | 4 291          | 1 974          | 1 307          | 768           | 379              |
| <b>ROOMS</b>  |                |                 |                |                |                |                |                |                |                |               |                  |
| 1 to 3 rooms -----  | 655            | 18              | 48             | 85             | 57             | 104            | 143            | 89             | 83             | 28            | 412              |
| 4 rooms -----   | 4 560          | 169             | 305            | 581            | 747            | 774            | 1 114          | 494            | 296            | 80            | 381              |
| 5 rooms -----   | 16 517         | 212             | 615            | 1 824          | 2 795          | 2 631          | 4 170          | 2 416          | 1 401          | 453           | 404              |
| 6 rooms -----   | 44 579         | 401             | 911            | 3 130          | 6 092          | 6 597          | 12 205         | 8 074          | 5 103          | 2 066         | 440              |
| 7 rooms -----   | 52 766         | 241             | 389            | 1 996          | 4 727          | 7 062          | 13 942         | 11 027         | 8 568          | 4 814         | 486              |
| 8 or more rooms -----   | 88 015         | 112             | 359            | 946            | 2 999          | 5 760          | 16 145         | 17 450         | 20 118         | 24 126        | 602              |
| Median -----  | 7.2            | 5.9             | 5.9            | 6.1            | 6.3            | 6.7            | 6.9            | 7.3            | 7.7            | 8.4           | ...              |
| <b>YEAR STRUCTURE BUILT</b>   |                |                 |                |                |                |                |                |                |                |               |                  |
| 1975 to March 1980 -----  | 11 849         | 9               | 20             | 51             | 78             | 149            | 784            | 1 975          | 3 467          | 5 316         | 724              |
| 1970 to 1974 -----  | 13 771         | 27              | 11             | 36             | 295            | 699            | 2 307          | 3 040          | 3 559          | 3 797         | 620              |
| 1960 to 1969 -----  | 47 110         | 123             | 286            | 1 321          | 3 477          | 4 998          | 11 621         | 9 566          | 8 511          | 7 207         | 518              |
| 1950 to 1959 -----  | 50 008         | 318             | 851            | 2 845          | 5 251          | 6 349          | 12 231         | 9 330          | 7 317          | 5 516         | 477              |
| 1940 to 1949 -----  | 25 778         | 215             | 500            | 1 432          | 2 731          | 3 593          | 6 611          | 5 151          | 3 646          | 1 899         | 467              |
| 1939 or earlier -----   | 58 576         | 461             | 959            | 2 877          | 5 585          | 7 140          | 14 165         | 10 488         | 9 069          | 7 832         | 486              |
| <b>VALUE</b>  |                |                 |                |                |                |                |                |                |                |               |                  |
| Less than \$10,000 -----  | 212            | 77              | 52             | 25             | 28             | 21             | —              | 9              | —              | —             | 228              |
| \$10,000 to \$19,999 -----  | 1 266          | 99              | 101            | 177            | 158            | 250            | 304            | 153            | 24             | —             | 370              |
| \$20,000 to \$29,999 -----  | 5 015          | 205             | 366            | 655            | 1 003          | 932            | 1 062          | 581            | 201            | 10            | 365              |
| \$30,000 to \$39,999 -----  | 10 573         | 125             | 512            | 1 054          | 1 877          | 1 873          | 2 869          | 1 593          | 589            | 81            | 396              |
| \$40,000 to \$49,999 -----  | 17 135         | 179             | 445            | 1 660          | 2 527          | 2 825          | 4 935          | 2 945          | 1 438          | 181           | 417              |
| \$50,000 to \$59,999 -----  | 21 437         | 149             | 327            | 1 696          | 2 946          | 3 403          | 6 126          | 4 188          | 2 184          | 418           | 434              |
| \$60,000 to \$79,999 -----  | 54 397         | 174             | 529            | 2 558          | 5 645          | 7 417          | 14 858         | 11 672         | 8 674          | 2 870         | 473              |
| \$80,000 to \$99,999 -----  | 39 777         | 96              | 211            | 514            | 2 516          | 4 142          | 10 357         | 8 664          | 8 281          | 4 996         | 524              |
| \$100,000 to \$149,999 -----  | 41 121         | 42              | 84             | 223            | 626            | 1 970          | 6 672          | 8 276          | 11 147         | 12 081        | 636              |
| \$150,000 or more -----   | 16 159         | 7               | —              | —              | 91             | 95             | 536            | 1 469          | 3 031          | 10 930        | 750+             |
| Median -----  | \$77 700       | \$44 100        | \$46 700       | \$53 500       | \$60 500       | \$65 200       | \$71 800       | \$78 000       | \$90 900       | \$128 700     | ...              |
| <b>SELECTED MONTHLY OWNER COSTS AS PERCENTAGE OF HOUSEHOLD INCOME IN 1979</b> |                |                 |                |                |                |                |                |                |                |               |                  |
| Less than 15 percent -----  | 58 019         | 711             | 1 605          | 4 743          | 8 778          | 9 516          | 14 297         | 7 728          | 5 936          | 4 705         | 423              |
| 15 to 19 percent -----  | 45 223         | 125             | 453            | 1 645          | 3 750          | 5 645          | 11 767         | 9 230          | 7 276          | 5 332         | 493              |
| 20 to 24 percent -----  | 36 881         | 65              | 137            | 823            | 1 788          | 3 189          | 8 402          | 8 309          | 7 936          | 6 232         | 549              |
| 25 to 29 percent -----  | 24 366         | 47              | 75             | 313            | 1 042          | 1 587          | 5 020          | 5 458          | 5 411          | 5 413         | 575              |
| 30 to 34 percent -----  | 14 057         | 30              | 107            | 232            | 523            | 818            | 2 638          | 3 127          | 3 288          | 3 294         | 586              |
| 35 percent or more -----  | 27 886         | 153             | 233            | 768            | 1 464          | 2 101          | 5 463          | 5 593          | 5 575          | 6 536         | 567              |
| Not computed -----  | 660            | 17              | 38             | 72             | 72             | 72             | 132            | 105            | 147            | 55            | 480              |
| Median -----  | 20.0           | 10.7            | 12.9           | 14.2           | 14.9           | 16.7           | 19.0           | 21.7           | 22.8           | 24.6          | ...              |
| <b>SELECTED CHARACTERISTICS</b>   |                |                 |                |                |                |                |                |                |                |               |                  |
| <b>Heating equipment</b> -----  | <b>207 059</b> | <b>1 153</b>    | <b>2 627</b>   | <b>8 556</b>   | <b>17 414</b>  | <b>22 923</b>  | <b>47 712</b>  | <b>39 550</b>  | <b>35 562</b>  | <b>31 562</b> | <b>508</b>       |
| Steam or hot water system -----   | 109 124        | 649             | 1 322          | 4 210          | 9 411          | 12 662         | 26 347         | 21 208         | 18 674         | 14 641        | 500              |
| Central warm-air furnace or electric heat pump -----                          | 88 474         | 375             | 1 116          | 3 900          | 7 225          | 9 227          | 19 316         | 16 425         | 15 225         | 15 665        | 519              |
| Other built-in electric units -----   | 4 141          | 14              | 69             | 86             | 189            | 331            | 880            | 891            | 840            | 841           | 556              |
| Floor, wall, or pipeless furnace -----  | 945            | 18              | 46             | 83             | 97             | 124            | 231            | 123            | 171            | 52            | 442              |
| Other means -----   | 4 375          | 97              | 74             | 277            | 492            | 579            | 938            | 903            | 652            | 363           | 472              |
| <b>Air conditioning</b> -----   | <b>153 750</b> | <b>685</b>      | <b>1 671</b>   | <b>5 917</b>   | <b>12 138</b>  | <b>16 345</b>  | <b>35 478</b>  | <b>29 665</b>  | <b>27 100</b>  | <b>24 751</b> | <b>516</b>       |
| Central system -----  | 50 353         | 179             | 296            | 788            | 1 919          | 3 100          | 8 990          | 9 359          | 11 166         | 14 556        | 607              |
| 1 or more individual room units -----   | 103 397        | 506             | 1 375          | 5 129          | 10 219         | 13 245         | 26 488         | 20 306         | 15 934         | 10 195        | 480              |
| <b>House heating fuel</b> -----   | <b>207 059</b> | <b>1 153</b>    | <b>2 627</b>   | <b>8 556</b>   | <b>17 414</b>  | <b>22 923</b>  | <b>47 712</b>  | <b>39 550</b>  | <b>35 562</b>  | <b>31 562</b> | <b>508</b>       |
| Utility gas -----   | 112 961        | 611             | 1 458          | 4 759          | 9 488          | 12 184         | 25 884         | 21 252         | 19 308         | 18 017        | 510              |
| Bottled, tank, or LP gas -----  | 766            | 31              | 11             | 38             | 108            | 93             | 179            | 119            | 109            | 78            | 442              |
| Electricity -----   | 4 987          | 34              | 69             | 118            | 232            | 387            | 975            | 1 000          | 1 009          | 1 163         | 568              |
| Fuel oil, kerosene, etc. -----  | 86 995         | 467             | 1 065          | 3 510          | 7 427          | 10 071         | 20 344         | 16 902         | 15 006         | 12 203        | 504              |
| Other -----   | 1 350          | 10              | 24             | 131            | 159            | 188            | 330            | 277            | 130            | 101           | 451              |

Table A—6. Selected Monthly Owner Costs for Not Mortgaged Housing Units: 1980

[Data are estimates based on a sample, see Introduction. For meaning of symbols, see Introduction. For definitions of terms, see appendixes A and B.]

| The SMSA  | Total          | Less than \$50 | \$50 to \$74 | \$75 to \$99 | \$100 to \$124 | \$125 to \$149 | \$150 to \$199 | \$200 to \$249 | \$250 or more | Median (dollars) |
|---|----------------|----------------|--------------|--------------|----------------|----------------|----------------|----------------|---------------|------------------|
| <b>Specified owner-occupied housing units</b> .....                           | <b>100 270</b> | <b>101</b>     | <b>111</b>   | <b>412</b>   | <b>1 109</b>   | <b>2 586</b>   | <b>15 923</b>  | <b>28 348</b>  | <b>51 680</b> | <b>250+</b>      |
| <b>PERSONS IN UNIT</b>  |                |                |              |              |                |                |                |                |               |                  |
| 1 person .....  | 18 854         | 17             | 70           | 211          | 484            | 770            | 4 596          | 5 681          | 7 025         | 229              |
| 2 persons .....   | 44 305         | 22             | 33           | 139          | 384            | 1 174          | 7 462          | 13 330         | 21 761        | 249              |
| 3 persons .....   | 18 746         | 18             | —            | 24           | 135            | 367            | 2 350          | 5 324          | 10 528        | 250+             |
| 4 persons .....   | 10 331         | 16             | —            | 5            | 52             | 131            | 930            | 2 175          | 6 822         | 250+             |
| 5 persons .....   | 5 025          | 22             | 8            | 4            | 16             | 96             | 362            | 1 339          | 3 378         | 250+             |
| 6 persons .....   | 1 907          | 6              | —            | 6            | 9              | 44             | 134            | 368            | 1 340         | 250+             |
| 7 persons .....   | 813            | —              | —            | 23           | 17             | —              | 54             | 88             | 631           | 250+             |
| 8 or more persons .....   | 289            | —              | —            | —            | 12             | 4              | 35             | 43             | 195           | 250+             |
| Median .....  | 2.21           | 3.14           | 1.29         | 1.48         | 1.68           | 1.95           | 1.95           | 2.14           | 2.36          | ...              |
| <b>HOUSEHOLD TYPE AND AGE OF HOUSEHOLDER</b>                                  |                |                |              |              |                |                |                |                |               |                  |
| <b>Married-couple families</b> .....  | <b>65 807</b>  | <b>38</b>      | <b>24</b>    | <b>117</b>   | <b>417</b>     | <b>1 395</b>   | <b>8 757</b>   | <b>18 089</b>  | <b>36 970</b> | <b>250+</b>      |
| 15 to 24 years .....  | 56             | —              | —            | —            | 6              | 10             | 7              | 9              | 24            | 228              |
| 25 to 34 years .....  | 1 057          | —              | —            | —            | 6              | 38             | 102            | 309            | 602           | 250+             |
| 35 to 44 years .....  | 3 443          | —              | —            | 15           | 36             | 32             | 307            | 605            | 2 448         | 250+             |
| 45 to 64 years .....  | 35 740         | 23             | 5            | 36           | 177            | 537            | 4 142          | 9 677          | 21 143        | 250+             |
| 65 years and over .....   | 25 511         | 15             | 19           | 66           | 192            | 778            | 4 199          | 7 489          | 12 753        | 250              |
| <b>Male householder, no wife present</b> .....                                | <b>7 973</b>   | <b>13</b>      | <b>31</b>    | <b>55</b>    | <b>191</b>     | <b>255</b>     | <b>1 953</b>   | <b>2 152</b>   | <b>3 323</b>  | <b>235</b>       |
| 15 to 24 years .....  | 98             | —              | —            | —            | —              | 14             | 20             | 16             | 48            | 247              |
| 25 to 34 years .....  | 289            | —              | —            | 15           | 5              | 10             | 22             | 83             | 154           | 250+             |
| 35 to 44 years .....  | 285            | 5              | —            | —            | 12             | 13             | 83             | 43             | 129           | 234              |
| 45 to 64 years .....  | 2 958          | 8              | 16           | 15           | 47             | 75             | 715            | 889            | 1 193         | 234              |
| 65 years and over .....   | 4 343          | —              | 15           | 25           | 127            | 143            | 1 113          | 1 121          | 1 799         | 233              |
| <b>Female householder, no husband present</b> .....                           | <b>26 490</b>  | <b>50</b>      | <b>56</b>    | <b>240</b>   | <b>501</b>     | <b>936</b>     | <b>5 213</b>   | <b>8 107</b>   | <b>11 387</b> | <b>239</b>       |
| 15 to 24 years .....  | 54             | —              | 8            | —            | —              | 3              | 6              | 6              | 31            | 250+             |
| 25 to 34 years .....  | 262            | 15             | —            | —            | 9              | 4              | 29             | 65             | 140           | 250+             |
| 35 to 44 years .....  | 766            | 6              | —            | —            | 19             | 21             | 106            | 180            | 434           | 250+             |
| 45 to 64 years .....  | 9 341          | 24             | 8            | 54           | 169            | 288            | 1 553          | 2 856          | 4 389         | 245              |
| 65 years and over .....   | 16 067         | 5              | 40           | 186          | 304            | 620            | 3 519          | 5 000          | 6 393         | 234              |
| Median age .....  | 63.8           | 49.7           | 69.0         | 70.0         | 67.1           | 67.4           | 66.4           | 64.5           | 62.2          | ...              |
| <b>YEAR HOUSEHOLDER MOVED INTO UNIT</b>                                       |                |                |              |              |                |                |                |                |               |                  |
| 1979 to March 1980 .....  | 1 592          | 15             | 8            | 15           | 53             | 21             | 173            | 368            | 939           | 250+             |
| 1975 to 1978 .....  | 4 834          | 5              | 8            | 12           | 82             | 138            | 550            | 1 069          | 2 970         | 250+             |
| 1970 to 1974 .....  | 6 774          | 17             | —            | 25           | 89             | 176            | 778            | 1 436          | 4 253         | 250+             |
| 1960 to 1969 .....  | 20 128         | 15             | 25           | 34           | 121            | 349            | 2 350          | 5 131          | 12 103        | 250+             |
| 1959 or earlier .....   | 66 942         | 49             | 70           | 326          | 764            | 1 902          | 12 072         | 20 344         | 31 415        | 245              |
| <b>ROOMS</b>  |                |                |              |              |                |                |                |                |               |                  |
| 1 to 3 rooms .....  | 589            | 4              | 35           | 30           | 73             | 101            | 158            | 117            | 71            | 166              |
| 4 rooms .....   | 6 588          | —              | 8            | 85           | 300            | 532            | 2 413          | 2 054          | 1 196         | 199              |
| 5 rooms .....   | 16 094         | 6              | 22           | 99           | 282            | 657            | 4 455          | 6 072          | 4 501         | 221              |
| 6 rooms .....   | 33 063         | 24             | 20           | 140          | 278            | 813            | 5 711          | 11 280         | 14 797        | 242              |
| 7 rooms .....   | 22 553         | 21             | 18           | 34           | 97             | 275            | 2 246          | 6 029          | 13 833        | 250+             |
| 8 or more rooms .....   | 21 383         | 46             | 8            | 24           | 79             | 208            | 940            | 2 796          | 17 282        | 250+             |
| Median .....  | 6.3            | 7.3            | 5.1          | 5.4          | 5.1            | 5.5            | 5.7            | 6.0            | 6.9           | ...              |
| <b>YEAR STRUCTURE BUILT</b>   |                |                |              |              |                |                |                |                |               |                  |
| 1975 to March 1980 .....  | 913            | —              | —            | —            | 12             | 22             | 73             | 111            | 695           | 250+             |
| 1970 to 1974 .....  | 1 639          | —              | 8            | 5            | 4              | 18             | 50             | 247            | 1 307         | 250+             |
| 1960 to 1969 .....  | 9 667          | —              | 13           | 17           | 20             | 130            | 785            | 2 043          | 6 659         | 250+             |
| 1950 to 1959 .....  | 29 547         | 27             | 15           | 56           | 208            | 476            | 4 041          | 8 819          | 15 905        | 250+             |
| 1940 to 1949 .....  | 14 944         | 5              | 15           | 75           | 195            | 531            | 3 095          | 4 901          | 6 124         | 236              |
| 1939 or earlier .....   | 43 560         | 56             | 70           | 259          | 670            | 1 409          | 7 879          | 12 227         | 20 990        | 247              |
| <b>VALUE</b>  |                |                |              |              |                |                |                |                |               |                  |
| Less than \$10,000 .....  | 340            | 21             | 14           | 32           | 43             | 53             | 116            | 28             | 33            | 153              |
| \$10,000 to \$19,999 .....  | 1 759          | —              | 4            | 106          | 127            | 225            | 574            | 421            | 302           | 186              |
| \$20,000 to \$29,999 .....  | 5 033          | 17             | 34           | 73           | 266            | 441            | 1 662          | 1 313          | 1 227         | 201              |
| \$30,000 to \$39,999 .....  | 8 783          | 27             | 4            | 59           | 206            | 472            | 2 591          | 2 968          | 2 456         | 217              |
| \$40,000 to \$49,999 .....  | 13 530         | 18             | 12           | 36           | 174            | 490            | 3 401          | 4 863          | 4 536         | 227              |
| \$50,000 to \$59,999 .....  | 16 244         | —              | 14           | 30           | 120            | 372            | 3 144          | 5 975          | 6 589         | 237              |
| \$60,000 to \$79,999 .....  | 28 174         | —              | 29           | 43           | 127            | 396            | 3 440          | 9 141          | 14 998        | 250+             |
| \$80,000 to \$99,999 .....  | 12 932         | 18             | —            | 20           | 27             | 85             | 754            | 2 732          | 9 296         | 250+             |
| \$100,000 to \$149,999 .....  | 9 684          | —              | —            | 13           | 8              | 34             | 210            | 830            | 8 589         | 250+             |
| \$150,000 or more .....   | 3 791          | —              | —            | —            | 11             | 18             | 31             | 77             | 3 654         | 250+             |
| Median .....  | \$62 700       | \$32 300       | \$34 400     | \$27 500     | \$35 500       | \$42 000       | \$48 800       | \$56 900       | \$74 900      | ...              |
| <b>SELECTED MONTHLY OWNER COSTS AS PERCENTAGE OF HOUSEHOLD INCOME IN 1979</b> |                |                |              |              |                |                |                |                |               |                  |
| Less than 10 percent .....  | 28 041         | 28             | 43           | 172          | 388            | 986            | 4 775          | 8 291          | 13 358        | 246              |
| 10 to 14 percent .....  | 24 762         | 14             | 17           | 40           | 160            | 398            | 3 251          | 6 700          | 14 182        | 250+             |
| 15 to 19 percent .....  | 14 329         | —              | 11           | 39           | 116            | 293            | 2 236          | 3 673          | 7 961         | 250+             |
| 20 to 24 percent .....  | 9 141          | —              | 14           | 78           | 143            | 242            | 1 770          | 2 308          | 4 586         | 250+             |
| 25 to 29 percent .....  | 5 391          | —              | 4            | 29           | 67             | 179            | 799            | 1 773          | 2 590         | 247              |
| 30 to 34 percent .....  | 4 136          | —              | 6            | 19           | 36             | 87             | 548            | 1 515          | 1 925         | 245              |
| 35 percent or more .....  | 13 801         | —              | 16           | 25           | 181            | 439            | 2 419          | 3 904          | 6 817         | 249              |
| Not computed .....  | 669            | 59             | —            | 10           | 18             | 12             | 125            | 184            | 261           | 230              |
| Median .....  | 14.4           | 10             | 13.7         | 13.6         | 14.9           | 13.8           | 14.8           | 14.3           | 14.4          | ...              |
| <b>SELECTED CHARACTERISTICS</b>   |                |                |              |              |                |                |                |                |               |                  |
| <b>Heating equipment</b> .....  | <b>100 257</b> | <b>101</b>     | <b>111</b>   | <b>412</b>   | <b>1 109</b>   | <b>2 586</b>   | <b>15 923</b>  | <b>28 335</b>  | <b>51 680</b> | <b>250+</b>      |
| Steam or hot water system .....   | 64 255         | 84             | 53           | 205          | 642            | 1 425          | 9 910          | 18 223         | 33 713        | 250+             |
| Central warm-air furnace or electric heat pump .....                          | 31 869         | 6              | 34           | 99           | 288            | 883            | 5 126          | 9 066          | 16 367        | 250+             |
| Other built-in electric units .....   | 1 085          | —              | —            | 5            | 13             | 16             | 128            | 261            | 662           | 250+             |
| Floor, wall, or pipeless furnace .....  | 788            | —              | —            | 4            | 56             | 57             | 277            | 210            | 184           | 200              |
| Other means .....   | 2 260          | 11             | 24           | 99           | 110            | 205            | 482            | 575            | 754           | 217              |
| <b>Air conditioning</b> .....   | <b>64 760</b>  | <b>80</b>      | <b>38</b>    | <b>172</b>   | <b>484</b>     | <b>1 320</b>   | <b>8 785</b>   | <b>17 806</b>  | <b>36 075</b> | <b>250+</b>      |
| Central system .....  | 14 950         | 17             | —            | 6            | 46             | 177            | 983            | 2 650          | 11 071        | 250+             |
| 1 or more individual room units .....   | 49 810         | 63             | 38           | 166          | 438            | 1 143          | 7 802          | 15 156         | 25 004        | 250+             |
| <b>House heating fuel</b> .....   | <b>100 257</b> | <b>101</b>     | <b>111</b>   | <b>412</b>   | <b>1 109</b>   | <b>2 586</b>   | <b>15 923</b>  | <b>28 335</b>  | <b>51 680</b> | <b>250+</b>      |
| Utility gas .....   | 46 378         | 55             | 48           | 209          | 562            | 1 297          | 7 983          | 12 986         | 23 238        | 250+             |
| Bottled, tank, or LP gas .....  | 1 418          | 5              | 21           | 11           | 39             | 53             | 98             | 102            | 89            | 191              |
| Electricity .....   | 1 348          | —              | —            | 21           | 20             | 33             | 159            | 321            | 794           | 250+             |
| Fuel oil, kerosene, etc. .....  | 51 428         | 41             | 38           | 127          | 459            | 1 121          | 7 458          | 14 761         | 27 423        | 250+             |
| Other .....   | 685            | —              | 4            | 44           | 29             | 82             | 225            | 165            | 136           | 191              |



Table A-7. Year Structure Built for Owner- and Renter-Occupied Housing Units: 1980

[Data are estimates based on a sample, see Introduction. For meaning of symbols, see Introduction. For definitions of terms, see appendixes A and B.]

|  | Owner-occupied housing units |                    |              |              |              |                 | Renter-occupied housing units |                    |              |              |              |                 |
|--|------------------------------|--------------------|--------------|--------------|--------------|-----------------|-------------------------------|--------------------|--------------|--------------|--------------|-----------------|
|  | Total                        | 1975 to March 1980 | 1970 to 1974 | 1960 to 1969 | 1940 to 1959 | 1939 or earlier | Total                         | 1975 to March 1980 | 1970 to 1974 | 1960 to 1969 | 1940 to 1959 | 1939 or earlier |
| <b>The SMSA</b>                                |                              |                    |              |              |              |                 |                               |                    |              |              |              |                 |
| Occupied housing units                         | 381 168                      | 16 077             | 17 544       | 64 722       | 138 970      | 143 855         | 296 296                       | 13 958             | 17 112       | 56 026       | 99 288       | 109 912         |
| <b>HOUSEHOLD TYPE AND AGE OF HOUSEHOLDER</b>   |                              |                    |              |              |              |                 |                               |                    |              |              |              |                 |
| Married-couple families                        | 294 861                      | 14 154             | 15 680       | 55 575       | 109 369      | 100 083         | 106 465                       | 4 650              | 6 063        | 20 242       | 32 825       | 42 685          |
| 15 to 24 years                                 | 1 451                        | 134                | 29           | 148          | 619          | 521             | 8 495                         | 470                | 514          | 1 756        | 2 904        | 2 851           |
| 25 to 34 years                                 | 43 999                       | 4 252              | 2 687        | 6 164        | 16 765       | 14 131          | 33 384                        | 1 495              | 2 422        | 6 793        | 10 745       | 11 929          |
| 35 to 44 years                                 | 70 107                       | 6 082              | 6 487        | 15 680       | 21 265       | 20 593          | 18 610                        | 623                | 912          | 3 064        | 6 165        | 7 846           |
| 45 to 64 years                                 | 138 571                      | 3 351              | 6 051        | 29 807       | 54 236       | 45 126          | 29 523                        | 1 038              | 1 341        | 5 062        | 8 722        | 13 360          |
| 65 years and over                              | 40 733                       | 335                | 426          | 3 776        | 16 484       | 19 712          | 16 453                        | 1 024              | 874          | 3 567        | 4 289        | 6 699           |
| 25 031   | 706                          | 722                | 2 915        | 8 676        | 12 012       | 58 646          | 3 005                         | 3 976              | 11 779       | 19 845       | 20 041       |                 |
| Male householder, no wife present              | 25 031                       | 706                | 722          | 2 915        | 8 676        | 12 012          | 58 646                        | 3 005              | 3 976        | 11 779       | 19 845       | 20 041          |
| 15 to 24 years                                 | 593                          | 25                 | 42           | 84           | 217          | 225             | 7 596                         | 376                | 539          | 1 306        | 2 882        | 2 493           |
| 25 to 34 years                                 | 3 637                        | 237                | 113          | 535          | 1 419        | 1 333           | 18 109                        | 831                | 1 535        | 4 130        | 6 265        | 5 348           |
| 35 to 44 years                                 | 3 967                        | 249                | 176          | 626          | 1 291        | 1 625           | 9 534                         | 440                | 639          | 2 055        | 3 406        | 2 994           |
| 45 to 64 years                                 | 9 630                        | 165                | 279          | 1 274        | 3 511        | 4 625           | 15 079                        | 665                | 792          | 2 682        | 5 005        | 5 935           |
| 65 years and over                              | 7 204                        | 30                 | 396          | 2 238        | 4 428        | 8 328           | 8 328                         | 693                | 471          | 1 606        | 2 287        | 3 271           |
| 61 276   | 1 217                        | 1 142              | 6 232        | 20 925       | 31 760       | 131 185         | 6 303                         | 7 073              | 24 005       | 46 618       | 47 186       |                 |
| Female householder, no husband present         | 61 276                       | 1 217              | 1 142        | 6 232        | 20 925       | 31 760          | 131 185                       | 6 303              | 7 073        | 24 005       | 46 618       | 47 186          |
| 15 to 24 years                                 | 420                          | 28                 | 14           | 38           | 159          | 181             | 13 206                        | 446                | 588          | 2 161        | 5 891        | 4 120           |
| 25 to 34 years                                 | 3 487                        | 201                | 185          | 470          | 1 299        | 1 332           | 31 854                        | 1 113              | 1 888        | 6 300        | 12 295       | 10 258          |
| 35 to 44 years                                 | 7 870                        | 418                | 320          | 1 409        | 2 638        | 3 085           | 20 455                        | 697                | 1 093        | 3 053        | 7 948        | 7 664           |
| 45 to 64 years                                 | 23 699                       | 415                | 384          | 2 942        | 9 435        | 10 523          | 32 272                        | 1 291              | 1 263        | 5 654        | 10 952       | 13 112          |
| 65 years and over                              | 25 800                       | 155                | 239          | 1 373        | 7 394        | 16 639          | 33 398                        | 2 756              | 2 241        | 6 837        | 9 532        | 12 032          |
| Median age                                     | 51.5                         | 38.7               | 43.0         | 48.3         | 53.1         | 55.0            | 41.9                          | 48.6               | 38.3         | 41.2         | 39.2         | 44.7            |
| <b>YEAR HOUSEHOLDER MOVED INTO UNIT</b>        |                              |                    |              |              |              |                 |                               |                    |              |              |              |                 |
| 1979 to March 1980                             | 28 088                       | 5 219              | 1 354        | 4 138        | 9 100        | 8 277           | 81 733                        | 7 313              | 5 329        | 14 260       | 28 118       | 26 713          |
| 1975 to 1978                                   | 77 955                       | 10 858             | 4 744        | 13 273       | 26 042       | 23 038          | 106 175                       | 6 645              | 7 444        | 21 262       | 34 770       | 36 054          |
| 1970 to 1974                                   | 65 185                       | -                  | 11 446       | 11 217       | 20 930       | 21 592          | 49 405                        | -                  | 4 339        | 10 516       | 16 854       | 17 696          |
| 1960 to 1969                                   | 99 797                       | -                  | -            | 36 094       | 30 860       | 32 843          | 39 499                        | -                  | -            | 9 988        | 13 112       | 16 399          |
| 1959 or earlier                                | 110 143                      | -                  | -            | -            | 52 038       | 58 105          | 19 484                        | -                  | -            | -            | 6 434        | 13 050          |
| <b>ROOMS</b>                                   |                              |                    |              |              |              |                 |                               |                    |              |              |              |                 |
| 1 room   | 281                          | -                  | 13           | 28           | 89           | 151             | 12 240                        | 614                | 1 079        | 3 780        | 4 013        | 2 754           |
| 2 rooms  | 551                          | 20                 | 99           | 50           | 132          | 250             | 19 105                        | 1 425              | 1 607        | 4 926        | 5 378        | 5 769           |
| 3 rooms  | 4 305                        | 139                | 202          | 355          | 1 136        | 2 473           | 83 154                        | 5 198              | 6 046        | 18 788       | 26 916       | 26 206          |
| 4 rooms  | 22 345                       | 384                | 291          | 1 463        | 9 979        | 10 228          | 86 619                        | 3 681              | 5 129        | 17 091       | 30 024       | 30 694          |
| 5 rooms  | 53 909                       | 1 073              | 752          | 5 086        | 23 083       | 23 915          | 60 461                        | 1 793              | 2 216        | 7 361        | 22 262       | 26 829          |
| 6 rooms  | 95 187                       | 1 899              | 1 822        | 10 387       | 39 548       | 41 531          | 22 726                        | 827                | 726          | 2 679        | 7 031        | 11 463          |
| 7 or more rooms                                | 204 590                      | 12 562             | 14 365       | 47 353       | 65 003       | 65 307          | 11 991                        | 420                | 309          | 1 401        | 3 664        | 6 197           |
| Median   | 6.7                          | 7.9                | 7.9          | 7.5          | 6.4          | 6.3             | 3.9                           | 3.5                | 3.5          | 3.5          | 3.9          | 4.2             |
| <b>PLUMBING FACILITIES BY PERSONS PER ROOM</b> |                              |                    |              |              |              |                 |                               |                    |              |              |              |                 |
| Complete plumbing for exclusive use            | 378 945                      | 16 059             | 17 516       | 64 549       | 138 347      | 142 474         | 287 137                       | 13 622             | 16 803       | 54 784       | 96 132       | 105 796         |
| 0.50 or less                                   | 253 488                      | 11 784             | 11 927       | 43 708       | 91 551       | 94 518          | 154 573                       | 8 404              | 9 660        | 31 176       | 48 498       | 56 835          |
| 0.51 to 1.00                                   | 119 037                      | 4 173              | 5 380        | 20 296       | 44 470       | 44 718          | 113 734                       | 4 595              | 6 407        | 21 216       | 40 056       | 41 460          |
| 1.01 to 1.50                                   | 5 499                        | 64                 | 176          | 475          | 2 026        | 2 758           | 14 042                        | 473                | 505          | 1 627        | 5 520        | 5 917           |
| 1.51 or more                                   | 921                          | 38                 | 70           | 300          | 300          | 480             | 4 788                         | 150                | 231          | 765          | 2 058        | 1 584           |
| Lacking complete plumbing for exclusive use    | 2 223                        | 18                 | 28           | 173          | 623          | 1 381           | 9 159                         | 336                | 309          | 1 242        | 3 156        | 4 116           |
| 0.50 or less                                   | 1 056                        | 4                  | 19           | 97           | 204          | 732             | 3 206                         | 163                | 134          | 414          | 976          | 1 519           |
| 0.51 to 1.00                                   | 932                          | 14                 | 9            | 66           | 303          | 540             | 4 895                         | 165                | 147          | 597          | 1 800        | 2 186           |
| 1.01 to 1.50                                   | 213                          | -                  | -            | 10           | 106          | 97              | 674                           | -                  | 16           | 172          | 230          | 256             |
| 1.51 or more                                   | 22                           | -                  | -            | -            | 10           | 12              | 384                           | 8                  | 12           | 59           | 150          | 155             |
| <b>PERSONS IN UNIT</b>                         |                              |                    |              |              |              |                 |                               |                    |              |              |              |                 |
| 1 person                                       | 40 023                       | 950                | 826          | 3 504        | 13 719       | 21 024          | 105 418                       | 6 416              | 7 545        | 23 657       | 33 371       | 34 429          |
| 2 persons                                      | 110 462                      | 3 399              | 2 878        | 15 583       | 45 685       | 42 917          | 85 307                        | 4 062              | 5 441        | 18 022       | 26 826       | 30 956          |
| 3 persons                                      | 77 197                       | 3 105              | 3 323        | 13 727       | 29 517       | 27 525          | 45 625                        | 1 052              | 7 073        | 16 456       | 18 443       | 18 443          |
| 4 persons                                      | 81 007                       | 4 912              | 5 426        | 17 198       | 27 697       | 25 774          | 30 765                        | 1 032              | 1 113        | 4 155        | 11 364       | 13 101          |
| 5 persons                                      | 43 608                       | 2 554              | 3 291        | 9 245        | 13 672       | 14 846          | 15 806                        | 433                | 534          | 1 927        | 5 819        | 7 093           |
| 6 or more persons                              | 28 871                       | 1 157              | 1 800        | 5 465        | 8 680        | 11 769          | 13 375                        | 443                | 398          | 1 192        | 5 452        | 5 890           |
| Median   | 3.02                         | 3.62               | 3.82         | 3.67         | 2.84         | 2.79            | 2.00                          | 1.64               | 1.69         | 1.74         | 2.11         | 2.16            |
| Total persons                                  | 1 248 567                    | 58 451             | 67 272       | 229 063      | 433 896      | 459 885         | 686 410                       | 27 783             | 34 010       | 114 696      | 240 932      | 268 989         |
| <b>UNITS IN STRUCTURE</b>                      |                              |                    |              |              |              |                 |                               |                    |              |              |              |                 |
| 1, detached or attached                        | 326 184                      | 14 791             | 16 277       | 59 984       | 126 511      | 108 521         | 23 324                        | 970                | 550          | 2 489        | 8 355        | 10 960          |
| 2  | 35 455                       | 540                | 712          | 3 189        | 7 782        | 23 232          | 54 796                        | 1 015              | 1 268        | 5 383        | 17 143       | 29 987          |
| 3 and 4  | 13 298                       | 119                | 105          | 523          | 3 035        | 9 516           | 60 404                        | 1 177              | 1 115        | 4 841        | 22 774       | 30 497          |
| 5 to 9   | 2 463                        | 221                | 56           | 323          | 515          | 1 348           | 30 412                        | 1 065              | 1 460        | 4 653        | 9 894        | 13 340          |
| 10 to 49                                       | 2 229                        | 285                | 147          | 235          | 647          | 915             | 73 869                        | 4 161              | 7 103        | 21 140       | 23 003       | 18 462          |
| 50 or more                                     | 1 043                        | 47                 | 158          | 323          | 235          | 280             | 53 073                        | 5 491              | 5 574        | 17 445       | 18 030       | 6 533           |
| Mobile home or trailer, etc.                   | 496                          | 74                 | 89           | 145          | 145          | 43              | 418                           | 79                 | 42           | 75           | 89           | 133             |
| <b>SELECTED CHARACTERISTICS</b>                |                              |                    |              |              |              |                 |                               |                    |              |              |              |                 |
| Heating equipment                              | 381 048                      | 16 077             | 17 544       | 64 714       | 138 926      | 143 787         | 295 596                       | 13 949             | 17 107       | 55 982       | 99 097       | 109 461         |
| Steam or hot water system                      | 225 197                      | 6 704              | 6 594        | 25 496       | 67 115       | 119 288         | 209 547                       | 6 749              | 8 094        | 34 374       | 74 010       | 86 320          |
| Central warm-air furnace or electric heat pump | 135 587                      | 8 353              | 8 940        | 35 554       | 66 069       | 16 671          | 43 871                        | 3 521              | 4 661        | 13 762       | 13 215       | 8 712           |
| Other built-in electric units                  | 6 718                        | 715                | 1 625        | 2 272        | 1 142        | 964             | 14 844                        | 2 457              | 3 376        | 4 256        | 2 937        | 1 818           |
| Floor, wall, or pipeless furnace               | 2 288                        | 64                 | 68           | 173          | 901          | 1 082           | 4 598                         | 346                | 361          | 1 161        | 1 547        | 1 183           |
| Other means                                    | 11 258                       | 241                | 317          | 1 219        | 3 699        | 5 782           | 22 736                        | 876                | 615          | 2 429        | 7 388        | 11 428          |
| Air conditioning                               | 268 837                      | 11 514             | 13 715       | 50 956       | 101 414      | 91 238          | 156 562                       | 9 344              | 14 253       | 42 451       | 44 424       | 46 090          |
| Central system                                 | 74 661                       | 8 485              | 9 004        | 25 799       | 26 114       | 5 259           | 23 508                        | 2 816              | 3 703        | 9 804        | 4 979        | 2 206           |
| 1 or more individual room units                | 194 176                      | 3 029              | 4 711        | 25 157       | 75 300       | 85 979          | 133 054                       | 6 528              | 10 550       | 32 647       | 39 445       | 43 884          |
| House heating fuel                             | 381 048                      | 16 077             | 17 544       | 64 714       | 138 926      | 143 787         | 295 596                       | 13 949             | 17 107       | 55 982       | 99 097       | 109 461         |
| Utility gas                                    | 189 506                      | 7 373              | 11 653       | 47 477       | 71 260       | 51 743          | 94 352                        | 3 544              | 5 187        | 20 446       | 32 267       | 32 908          |
| Bottled, tank, or LP gas                       | 1 824                        | 53                 | 156          | 250          | 717          | 648             | 3 858                         | 189                | 170          | 802          | 1 276        | 1 421           |
| Electricity                                    | 8 677                        | 1 448              | 1 897        | 2 616        | 1 519        | 1 197           | 20 331                        | 3 617              | 4 672        | 5 814        | 3 848        | 2 380           |
| Fuel oil, kerosene, etc.                       | 178 414                      | 7 095              | 3 741        | 14 031       | 64 681       | 88 866          | 174 560                       | 6 483              | 7 051        | 28 670       | 60 875       | 71 481          |
| Other  | 2 627                        | 108                | 97           | 340          | 749          | 1 333           | 2 495                         | 116                | 27           | 250          | 831          | 1 271           |
| Income in 1979 below poverty level             | 14 330                       | 344                | 412          | 1 409        | 4 250        | 7 915           | 61 096                        | 2 810              | 2 426        | 8 582        | 23 431       | 23 847          |
| Percent below poverty level                    | 3.8                          | 2.1                | 2.3          | 2.2          | 3.1          | 5.5             | 20.6                          | 20.1               | 14.2         | 15.3         | 23.6         | 21.7            |
| <b>HOUSEHOLD INCOME IN 1979</b>                |                              |                    |              |              |              |                 |                               |                    |              |              |              |                 |
| Less than \$5,000                              | 16 549                       | 264                | 382          | 1 251        | 4 886        | 9 766           | 61 313                        | 3 599              | 3 089        | 9 579        | 21 800       | 23 246          |
| \$5,000 to \$9,999                             | 26 702                       | 304                | 449          | 2 347        | 8 963        | 14 639          | 55 534                        | 2 945              | 2 424        | 8 939        | 19 504       | 21 722          |
| \$10,000 to \$14,999                           | 15 868                       | 269                | 309          | 1 537        | 5 659        | 8 094           | 28 875                        | 1 144              | 1 508        | 5 403        | 9 834        | 10 986          |
| \$15,000 to \$19,999                           | 15 596                       | 329                | 345          | 1 694        | 5 640        | 7 588           | 23 450                        | 802                | 1 247        | 4 425        | 8 042        | 8 934           |
| \$20,000 to \$24,999                           | 39 263                       | 957                | 1 161        | 4 935        | 15 221       | 16 989          | 44 283                        | 1 608              | 2 640        | 8 948        | 14 884       | 16 203          |
| \$25,000 to \$29,999                           | 46 260                       | 1 363              | 1 594        | 6 616        | 18 724       | 17 963          | 31 562                        | 1 216              | 2 334        | 6 529        | 10 044       |                 |



Table A—8. Units in Structure for Owner- and Renter-Occupied Housing Units: 1980

(Data are estimates based on a sample, see Introduction. For meaning of symbols, see Introduction. For definitions of terms, see appendixes A and B)

The SMSA

|   | Owner-occupied housing units |                              |                 |                              | Renter-occupied housing units |                              |               |               |               |                |                  |                              |
|---|------------------------------|------------------------------|-----------------|------------------------------|-------------------------------|------------------------------|---------------|---------------|---------------|----------------|------------------|------------------------------|
|   | Total                        | 1 unit, detached or attached | 2 or more units | Mobile home or trailer, etc. | Total                         | 1 unit, detached or attached | 2 units       | 3 and 4 units | 5 to 9 units  | 10 to 49 units | 50 or more units | Mobile home or trailer, etc. |
| <b>Occupied housing units</b> .....                 | <b>381 168</b>               | <b>326 184</b>               | <b>54 488</b>   | <b>496</b>                   | <b>296 296</b>                | <b>23 324</b>                | <b>54 796</b> | <b>30 404</b> | <b>30 412</b> | <b>73 869</b>  | <b>53 073</b>    | <b>418</b>                   |
| Condominium housing units.....                      | 2 801                        | 1 479                        | 1 322           | —                            | 2 390                         | 167                          | 42            | 63            | 286           | 423            | 1 409            | —                            |
| <b>HOUSEHOLD TYPE AND AGE OF HOUSEHOLDER</b>        |                              |                              |                 |                              |                               |                              |               |               |               |                |                  |                              |
| <b>Married-couple families</b> .....                | <b>294 861</b>               | <b>259 552</b>               | <b>35 128</b>   | <b>181</b>                   | <b>106 465</b>                | <b>12 271</b>                | <b>25 695</b> | <b>22 990</b> | <b>10 035</b> | <b>21 987</b>  | <b>13 387</b>    | <b>100</b>                   |
| 15 to 24 years.....                                 | 1 451                        | 1 129                        | 309             | 13                           | 8 495                         | 611                          | 2 159         | 1 915         | 842           | 2 119          | 849              | —                            |
| 25 to 34 years.....                                 | 43 999                       | 39 647                       | 4 324           | 28                           | 33 384                        | 3 497                        | 8 155         | 7 100         | 3 051         | 8 077          | 3 481            | 23                           |
| 35 to 44 years.....                                 | 70 107                       | 62 762                       | 7 322           | 23                           | 18 610                        | 2 677                        | 4 421         | 4 403         | 1 931         | 3 114          | 2 047            | 17                           |
| 45 to 64 years.....                                 | 138 571                      | 121 756                      | 16 738          | 77                           | 29 523                        | 4 124                        | 7 634         | 6 568         | 2 879         | 5 035          | 3 276            | 7                            |
| 65 years and over.....                              | 40 733                       | 34 258                       | 6 435           | 40                           | 16 453                        | 1 362                        | 3 326         | 3 004         | 1 332         | 3 642          | 3 734            | 53                           |
| <b>Male householder, no wife present</b> .....      | <b>25 031</b>                | <b>19 283</b>                | <b>5 600</b>    | <b>148</b>                   | <b>58 646</b>                 | <b>4 585</b>                 | <b>8 300</b>  | <b>10 345</b> | <b>5 841</b>  | <b>17 897</b>  | <b>11 594</b>    | <b>84</b>                    |
| 15 to 24 years.....                                 | 593                          | 451                          | 142             | —                            | 7 596                         | 691                          | 1 201         | 1 501         | 807           | 2 397          | 988              | 11                           |
| 25 to 34 years.....                                 | 3 637                        | 2 899                        | 723             | 15                           | 18 109                        | 1 607                        | 2 673         | 3 046         | 1 576         | 6 119          | 3 048            | 40                           |
| 35 to 44 years.....                                 | 3 967                        | 3 115                        | 852             | —                            | 9 534                         | 637                          | 1 251         | 1 801         | 938           | 3 164          | 1 731            | 12                           |
| 45 to 64 years.....                                 | 9 630                        | 7 377                        | 2 190           | 63                           | 15 079                        | 1 075                        | 2 114         | 2 843         | 1 717         | 4 257          | 3 052            | 21                           |
| 65 years and over.....                              | 7 204                        | 5 441                        | 1 693           | 70                           | 8 328                         | 575                          | 1 061         | 1 154         | 803           | 1 960          | 2 775            | —                            |
| <b>Female householder, no husband present</b> ..... | <b>61 276</b>                | <b>47 349</b>                | <b>13 760</b>   | <b>167</b>                   | <b>131 185</b>                | <b>6 468</b>                 | <b>20 801</b> | <b>27 069</b> | <b>14 536</b> | <b>33 985</b>  | <b>28 092</b>    | <b>234</b>                   |
| 15 to 24 years.....                                 | 420                          | 270                          | 148             | 2                            | 13 206                        | 436                          | 1 802         | 2 976         | 1 702         | 3 999          | 2 265            | 26                           |
| 25 to 34 years.....                                 | 3 487                        | 2 505                        | 958             | 24                           | 31 854                        | 1 423                        | 4 918         | 3 680         | 3 680         | 9 312          | 5 392            | 55                           |
| 35 to 44 years.....                                 | 7 870                        | 6 347                        | 1 512           | 11                           | 20 455                        | 1 598                        | 3 669         | 5 006         | 2 521         | 4 570          | 3 054            | 37                           |
| 45 to 64 years.....                                 | 23 699                       | 18 789                       | 4 846           | 64                           | 32 272                        | 1 694                        | 5 815         | 7 145         | 3 693         | 7 840          | 6 062            | 23                           |
| 65 years and over.....                              | 25 800                       | 19 438                       | 6 296           | 66                           | 33 398                        | 1 317                        | 4 597         | 4 868         | 2 940         | 8 264          | 11 319           | 93                           |
| Median age.....                                     | 51.5                         | 51.0                         | 54.8            | 59.6                         | 41.9                          | 41.5                         | 41.4          | 40.0          | 41.3          | 39.0           | 51.7             | 41.3                         |
| <b>YEAR HOUSEHOLDER MOVED INTO UNIT</b>             |                              |                              |                 |                              |                               |                              |               |               |               |                |                  |                              |
| 1979 to March 1980.....                             | 28 088                       | 23 862                       | 4 164           | 62                           | 81 733                        | 7 328                        | 14 771        | 16 666        | 8 293         | 21 848         | 12 676           | 151                          |
| 1975 to 1978.....                                   | 77 955                       | 67 595                       | 10 149          | 211                          | 106 175                       | 7 188                        | 19 030        | 21 473        | 10 982        | 27 690         | 19 685           | 127                          |
| 1970 to 1974.....                                   | 65 185                       | 55 893                       | 9 179           | 113                          | 49 405                        | 3 176                        | 8 638         | 10 039        | 4 851         | 12 368         | 10 261           | 72                           |
| 1960 to 1969.....                                   | 99 797                       | 87 013                       | 12 718          | 66                           | 39 499                        | 2 865                        | 7 331         | 7 873         | 4 341         | 8 890          | 8 138            | 61                           |
| 1959 or earlier.....                                | 110 143                      | 91 821                       | 18 278          | 44                           | 19 484                        | 2 767                        | 5 026         | 4 353         | 1 945         | 3 073          | 2 313            | 7                            |
| <b>ROOMS</b>  |                              |                              |                 |                              |                               |                              |               |               |               |                |                  |                              |
| 1 room.....   | 281                          | 87                           | 182             | 12                           | 12 240                        | 203                          | 188           | 656           | 1 060         | 4 225          | 5 854            | 54                           |
| 2 rooms.....  | 551                          | 59                           | 438             | 54                           | 19 105                        | 396                          | 908           | 2 336         | 1 811         | 6 981          | 6 643            | 30                           |
| 3 rooms.....  | 4 305                        | 1 310                        | 2 878           | 117                          | 83 154                        | 1 443                        | 8 379         | 13 408        | 8 712         | 31 013         | 20 000           | 199                          |
| 4 rooms.....  | 22 345                       | 11 986                       | 10 148          | 211                          | 86 619                        | 3 433                        | 16 142        | 20 165        | 10 870        | 22 125         | 13 776           | 108                          |
| 5 rooms.....  | 53 909                       | 34 752                       | 19 091          | 66                           | 60 461                        | 4 593                        | 19 222        | 16 791        | 6 555         | 7 852          | 5 421            | 27                           |
| 6 rooms.....  | 95 187                       | 82 166                       | 12 998          | 23                           | 22 726                        | 5 645                        | 7 730         | 5 867         | 1 140         | 1 326          | 1 018            | —                            |
| 7 or more rooms.....                                | 204 590                      | 195 824                      | 8 753           | 13                           | 11 991                        | 7 611                        | 2 227         | 1 181         | 264           | 347            | 361              | —                            |
| Median.....   | 6.7                          | 6.9                          | 5.2             | 3.8                          | 3.9                           | 5.8                          | 4.6           | 4.2           | 3.8           | 3.3            | 3.2              | 3.1                          |
| <b>PLUMBING FACILITIES BY PERSONS PER ROOM</b>      |                              |                              |                 |                              |                               |                              |               |               |               |                |                  |                              |
| <b>Complete plumbing for exclusive use</b>          | <b>378 945</b>               | <b>326 037</b>               | <b>52 418</b>   | <b>490</b>                   | <b>287 137</b>                | <b>23 163</b>                | <b>53 299</b> | <b>58 466</b> | <b>28 919</b> | <b>71 649</b>  | <b>51 223</b>    | <b>418</b>                   |
| 0.50 or less.....                                   | 253 488                      | 224 429                      | 28 694          | 365                          | 154 573                       | 13 579                       | 28 584        | 29 844        | 13 674        | 40 156         | 28 515           | 221                          |
| 0.51 to 1.00.....                                   | 119 037                      | 98 202                       | 20 719          | 116                          | 113 734                       | 8 440                        | 21 917        | 24 089        | 12 206        | 27 443         | 19 476           | 163                          |
| 1.01 to 1.50.....                                   | 5 499                        | 3 048                        | 2 442           | 9                            | 14 042                        | 1 029                        | 2 214         | 3 673         | 2 276         | 2 736          | 2 087            | 27                           |
| 1.51 or more.....                                   | 921                          | 358                          | 563             | —                            | 4 788                         | 115                          | 584           | 860           | 763           | 1 314          | 1 145            | 7                            |
| <b>Lacking complete plumbing for exclusive use</b>  | <b>2 223</b>                 | <b>147</b>                   | <b>2 070</b>    | <b>6</b>                     | <b>9 159</b>                  | <b>161</b>                   | <b>1 497</b>  | <b>1 938</b>  | <b>1 493</b>  | <b>2 220</b>   | <b>1 850</b>     | <b>—</b>                     |
| 0.50 or less.....                                   | 1 056                        | 79                           | 977             | —                            | 3 206                         | 84                           | 603           | 733           | 445           | 754            | 587              | —                            |
| 0.51 to 1.00.....                                   | 932                          | 60                           | 866             | 6                            | 4 895                         | 55                           | 750           | 944           | 838           | 1 182          | 1 126            | —                            |
| 1.01 to 1.50.....                                   | 213                          | 8                            | 205             | —                            | 674                           | 16                           | 124           | 176           | 141           | 120            | 97               | —                            |
| 1.51 or more.....                                   | 22                           | —                            | 22              | —                            | 384                           | 6                            | 20            | 85            | 69            | 164            | 40               | —                            |
| <b>BEDROOMS</b>                                     |                              |                              |                 |                              |                               |                              |               |               |               |                |                  |                              |
| None.....   | 331                          | 109                          | 210             | 12                           | 14 208                        | 238                          | 298           | 800           | 1 194         | 4 814          | 6 799            | 65                           |
| 1.....  | 11 982                       | 5 058                        | 6 754           | 170                          | 123 461                       | 2 734                        | 13 641        | 20 555        | 12 094        | 45 423         | 28 803           | 211                          |
| 2.....  | 68 478                       | 45 049                       | 23 175          | 254                          | 104 656                       | 6 360                        | 26 240        | 26 184        | 12 010        | 20 093         | 13 660           | 109                          |
| 3.....  | 177 489                      | 159 332                      | 18 103          | 54                           | 43 491                        | 8 796                        | 12 818        | 11 071        | 4 465         | 3 127          | 3 181            | 33                           |
| 4.....  | 94 648                       | 90 483                       | 4 159           | 6                            | 8 003                         | 3 740                        | 1 409         | 1 514         | 552           | 328            | 460              | —                            |
| 5 or more.....                                      | 28 240                       | 26 153                       | 2 087           | —                            | 2 477                         | 1 456                        | 390           | 280           | 97            | 84             | 170              | —                            |
| <b>HOUSEHOLD INCOME IN 1979</b>                     |                              |                              |                 |                              |                               |                              |               |               |               |                |                  |                              |
| Less than \$5,000.....                              | 16 549                       | 11 182                       | 5 251           | 116                          | 61 313                        | 2 265                        | 8 122         | 13 043        | 7 653         | 14 572         | 15 534           | 124                          |
| \$5,000 to \$9,999.....                             | 26 702                       | 19 386                       | 7 217           | 99                           | 55 534                        | 3 268                        | 9 429         | 11 576        | 6 867         | 13 054         | 11 241           | 99                           |
| \$10,000 to \$14,999.....                           | 15 868                       | 12 183                       | 3 623           | 62                           | 28 875                        | 2 006                        | 5 228         | 5 979         | 3 089         | 7 544          | 4 965            | 64                           |
| \$15,000 to \$19,999.....                           | 15 596                       | 11 935                       | 3 606           | 55                           | 23 450                        | 1 633                        | 4 349         | 5 410         | 2 276         | 6 124          | 3 639            | 19                           |
| \$20,000 to \$24,999.....                           | 39 263                       | 31 667                       | 7 545           | 51                           | 44 283                        | 3 480                        | 9 348         | 9 177         | 4 230         | 11 675         | 6 352            | 21                           |
| \$25,000 to \$29,999.....                           | 40 260                       | 38 776                       | 7 434           | 50                           | 31 562                        | 3 014                        | 7 054         | 6 180         | 2 695         | 8 300          | 4 266            | 53                           |
| \$30,000 to \$34,999.....                           | 90 247                       | 79 083                       | 11 115          | 49                           | 33 084                        | 4 000                        | 7 845         | 6 219         | 2 521         | 8 184          | 4 292            | 23                           |
| \$35,000 to \$49,999.....                           | 76 433                       | 70 360                       | 6 064           | 9                            | 13 045                        | 2 372                        | 2 654         | 2 151         | 797           | 3 230          | 1 833            | 8                            |
| \$50,000 or more.....                               | 54 250                       | 51 612                       | 2 633           | 5                            | 5 150                         | 1 286                        | 767           | 669           | 284           | 1 186          | 951              | 7                            |
| Median.....   | \$27 978                     | \$29 562                     | \$20 001        | \$11 331                     | \$12 759                      | \$18 523                     | \$15 134      | \$12 334      | \$10 555      | \$13 220       | \$9 883          | \$8 704                      |
| Mean.....   | \$32 206                     | \$33 890                     | \$22 300        | \$13 234                     | \$15 287                      | \$21 573                     | \$16 713      | \$14 330      | \$12 917      | \$15 319       | \$13 472         | \$13 382                     |
| <b>SELECTED CHARACTERISTICS</b>                     |                              |                              |                 |                              |                               |                              |               |               |               |                |                  |                              |
| <b>Heating equipment</b> .....                      | <b>381 048</b>               | <b>326 132</b>               | <b>54 420</b>   | <b>496</b>                   | <b>295 596</b>                | <b>23 291</b>                | <b>54 701</b> | <b>60 172</b> | <b>30 190</b> | <b>73 765</b>  | <b>53 059</b>    | <b>418</b>                   |
| Steam or hot water system.....                      | 225 197                      | 183 551                      | 41 598          | 48                           | 209 547                       | 13 984                       | 40 354        | 45 517        | 20 711        | 53 565         | 35 152           | 264                          |
| Central warm-air furnace or electric heat pump..... | 135 587                      | 127 907                      | 7 340           | 340                          | 43 871                        | 6 275                        | 7 541         | 5 888         | 3 418         | 10 418         | 10 243           | 88                           |
| Other built-in electric units.....                  | 6 718                        | 5 737                        | 947             | 34                           | 14 844                        | 731                          | 1 288         | 1 615         | 1 575         | 4 939          | 4 672            | 24                           |
| Floor, wall, or pipeless furnace.....               | 2 288                        | 1 864                        | 421             | 3                            | 4 598                         | 392                          | 628           | 643           | 592           | 1 293          | 1 050            | —                            |
| Other means.....                                    | 11 258                       | 7 073                        | 4 114           | 71                           | 22 736                        | 1 909                        | 4 890         | 6 509         | 3 894         | 3 550          | 1 942            | 42                           |
| <b>Air conditioning</b> .....                       | <b>268 837</b>               | <b>232 335</b>               | <b>36 237</b>   | <b>265</b>                   | <b>156 562</b>                | <b>11 792</b>                | <b>28 520</b> | <b>26 830</b> | <b>13 431</b> | <b>45 928</b>  | <b>29 849</b>    | <b>212</b>                   |
| Central system.....                                 | 74 661                       | 70 925                       | 3 674           | 62                           | 23 508                        | 1 783                        | 1 842         | 2 002         | 1 576         | 5 761          | 10 481           | 63                           |
| <b>Vehicles available</b> .....                     | <b>361 056</b>               | <b>314 372</b>               | <b>46 283</b>   | <b>401</b>                   | <b>199 850</b>                | <b>20 457</b>                | <b>42 463</b> | <b>39 505</b> | <b>17 677</b> | <b>50 518</b>  | <b>28 957</b>    | <b>273</b>                   |
| 1.....  | 103 717                      | 81 675                       | 21 780          | 262                          | 135 292                       | 9 281                        | 25 899        | 27 441        | 13 121        | 36 633         | 22 696           | 221                          |
| 2 or more.....                                      | 257 339                      | 232 697                      | 24 503          | 139                          | 64 558                        | 11 176                       | 16 564        | 12 064        | 4 556         | 13 885         | 6 261            | 52                           |
| <b>House heating fuel</b> .....                     | <b>381 048</b>               | <b>326 132</b>               | <b>54 420</b>   | <b>496</b>                   | <b>295 596</b>                | <b>23 291</b>                | <b>54 701</b> | <b>60 172</b> | <b>30 190</b> | <b>73 765</b>  | <b>53 059</b>    | <b>418</b>                   |
| Utility gas.....                                    | 189 506                      | 168 285                      | 21 161          | 60                           | 94 352                        | 8 416                        | 21 778        | 20 166        | 10 488        | 20 380         |                  |                              |

**Table A—9. Owner- and Renter-Occupied Housing Units by Size of Household: 1980**

[Oto are estimates based on a sample, see Introduction. For meaning of symbols, see Introduction. For definitions of terms, see appendixes A and B]

**The SMSA**

|   | Total          | 1 person       | 2 persons      | 3 persons     | 4 persons     | 5 persons     | 6 persons     | 7 persons    | 8 or more persons | Median      | Total persons    |
|---|----------------|----------------|----------------|---------------|---------------|---------------|---------------|--------------|-------------------|-------------|------------------|
| <b>Owner-occupied housing units</b>                                   | <b>381 168</b> | <b>40 023</b>  | <b>110 462</b> | <b>77 197</b> | <b>81 007</b> | <b>43 608</b> | <b>17 817</b> | <b>7 782</b> | <b>3 272</b>      | <b>3.02</b> | <b>1 248 567</b> |
| Nonrelatives present  | 12 179         | —              | 3 367          | 2 619         | 2 098         | 1 776         | 1 169         | 743          | 407               | 3.55        | 49 521           |
| <b>ROOMS</b>  |                |                |                |               |               |               |               |              |                   |             |                  |
| 1 to 3 rooms  | 5 137          | 2 464          | 1 544          | 559           | 290           | 186           | 74            | 15           | 5                 | 1.57        | 10 729           |
| 4 rooms   | 22 345         | 5 919          | 9 397          | 3 811         | 2 097         | 700           | 243           | 109          | 69                | 2.06        | 53 682           |
| 5 rooms   | 53 909         | 9 558          | 20 751         | 10 717        | 7 501         | 3 253         | 1 412         | 545          | 172               | 2.34        | 149 117          |
| 6 rooms   | 95 187         | 11 283         | 31 212         | 20 615        | 18 302        | 8 667         | 3 356         | 1 252        | 500               | 2.75        | 288 965          |
| 7 rooms   | 83 326         | 5 927          | 23 639         | 18 302        | 19 798        | 9 968         | 3 586         | 1 630        | 476               | 3.16        | 277 534          |
| 8 or more rooms   | 121 264        | 4 872          | 23 919         | 23 193        | 33 019        | 20 834        | 9 146         | 4 231        | 2 050             | 3.76        | 468 540          |
| Median  | 6.7            | 5.7            | 6.3            | 6.7           | 7.1           | 7.4           | 7.6           | 7.7          | 8.2               | ...         | ...              |
| <b>PLUMBING FACILITIES BY PERSONS PER ROOM</b>                        |                |                |                |               |               |               |               |              |                   |             |                  |
| <b>Complete plumbing for exclusive use</b>                            | <b>378 945</b> | <b>39 684</b>  | <b>109 835</b> | <b>76 884</b> | <b>80 533</b> | <b>43 402</b> | <b>17 660</b> | <b>7 710</b> | <b>3 237</b>      | <b>3.02</b> | <b>1 240 350</b> |
| 1.00 or less  | 372 525        | 39 684         | 109 778        | 76 778        | 80 263        | 42 558        | 16 030        | 5 834        | 1 600             | 2.98        | 1 195 441        |
| 1.01 to 1.50  | 5 499          | —              | —              | 62            | 198           | 1 568         | 1 762         | 1 251        | 1 251             | 6.65        | 38 233           |
| 1.51 or more  | 921            | —              | 57             | 44            | 72            | 186           | 62            | 114          | 386               | 6.85        | 6 676            |
| <b>Lacking complete plumbing for exclusive use</b>                    | <b>2 223</b>   | <b>339</b>     | <b>627</b>     | <b>313</b>    | <b>474</b>    | <b>206</b>    | <b>157</b>    | <b>72</b>    | <b>35</b>         | <b>2.96</b> | <b>8 217</b>     |
| 1.00 or less  | 1 988          | 339            | 627            | 313           | 454           | 164           | 58            | 27           | 12                | 2.59        | 6 586            |
| 1.01 to 1.50  | 213            | —              | —              | —             | 20            | 42            | 87            | 35           | 23                | 5.94        | 1 492            |
| 1.51 or more  | 22             | —              | —              | 6             | —             | —             | 12            | 10           | —                 | 6.42        | 139              |
| <b>UNITS IN STRUCTURE</b>   |                |                |                |               |               |               |               |              |                   |             |                  |
| 1, detached or attached   | 326 184        | 29 943         | 95 025         | 66 896        | 71 819        | 38 565        | 15 121        | 6 218        | 2 597             | 3.07        | 1 062 784        |
| 2 or more   | 54 488         | 9 823          | 15 282         | 10 272        | 9 144         | 5 041         | 2 692         | 1 559        | 675               | 2.71        | 184 762          |
| Mobile home or trailer, etc.  | 496            | 257            | 155            | 29            | 44            | 2             | 4             | 5            | —                 | 1.46        | 1 021            |
| <b>VALUE</b>  |                |                |                |               |               |               |               |              |                   |             |                  |
| <b>Specified owner-occupied housing units</b>                         | <b>307 362</b> | <b>27 851</b>  | <b>88 940</b>  | <b>63 097</b> | <b>68 365</b> | <b>36 464</b> | <b>14 285</b> | <b>5 902</b> | <b>2 458</b>      | <b>3.08</b> | <b>997 275</b>   |
| Less than \$10,000  | 552            | 118            | 206            | 65            | 58            | 50            | 15            | 14           | 26                | 2.27        | 4 459            |
| \$10,000 to \$19,999  | 3 025          | 608            | 818            | 532           | 440           | 233           | 175           | 158          | 61                | 2.66        | 9 864            |
| \$20,000 to \$29,999  | 10 048         | 1 803          | 2 785          | 1 752         | 1 477         | 967           | 621           | 421          | 222               | 2.75        | 32 071           |
| \$30,000 to \$39,999  | 19 356         | 3 014          | 5 903          | 3 794         | 2 815         | 1 878         | 1 001         | 650          | 301               | 2.70        | 59 415           |
| \$40,000 to \$49,999  | 30 665         | 4 502          | 9 862          | 5 606         | 5 266         | 3 060         | 1 286         | 703          | 380               | 2.67        | 90 692           |
| \$50,000 to \$59,999  | 37 681         | 4 356          | 12 129         | 8 120         | 6 903         | 3 788         | 1 508         | 634          | 243               | 2.79        | 116 085          |
| \$60,000 to \$79,999  | 82 571         | 7 239          | 25 837         | 18 130        | 18 039        | 8 488         | 3 349         | 1 092        | 592               | 2.95        | 258 245          |
| \$80,000 to \$99,999  | 52 709         | 3 303          | 14 342         | 10 934        | 13 732        | 6 867         | 2 467         | 773          | 291               | 3.30        | 174 425          |
| \$100,000 to \$149,999  | 50 805         | 2 145          | 12 304         | 10 468        | 14 201        | 7 651         | 2 593         | 1 062        | 381               | 3.53        | 181 738          |
| \$150,000 or more   | 19 950         | 763            | 4 754          | 3 696         | 5 434         | 3 482         | 1 270         | 395          | 156               | 3.64        | 73 281           |
| Median  | \$72 800       | \$58 700       | \$69 700       | \$72 800      | \$79 200      | \$79 500      | \$75 100      | \$66 700     | \$59 800          | ...         | ...              |
| <b>SELECTED CHARACTERISTICS</b>                                       |                |                |                |               |               |               |               |              |                   |             |                  |
| <b>All income levels in 1979</b>                                      | <b>381 168</b> | <b>40 023</b>  | <b>110 462</b> | <b>77 197</b> | <b>81 007</b> | <b>43 608</b> | <b>17 817</b> | <b>7 782</b> | <b>3 272</b>      | <b>3.02</b> | <b>1 248 567</b> |
| Median income   | \$27 978       | \$10 090       | \$24 907       | \$30 047      | \$32 237      | \$33 440      | \$34 409      | \$34 388     | \$36 981          | ...         | ...              |
| Median selected monthly owner costs as percentage of household income | 18.5           | 31.2           | 17.8           | 17.0          | 18.6          | 18.3          | 17.5          | 17.0         | 16.2              | ...         | ...              |
| With a mortgage   | 20.0           | 31.2           | 19.8           | 19.8          | 20.1          | 19.6          | 18.6          | 18.0         | 17.4              | ...         | ...              |
| Not mortgaged   | 14.4           | 31.1           | 15.0           | 11.3          | 10.5          | 10.1          | 10.8          | 10.5         | 10.4              | ...         | ...              |
| <b>Income in 1979 below poverty level</b>                             | <b>14 330</b>  | <b>5 036</b>   | <b>3 165</b>   | <b>1 893</b>  | <b>1 685</b>  | <b>1 320</b>  | <b>612</b>    | <b>398</b>   | <b>221</b>        | <b>2.17</b> | <b>...</b>       |
| Median income   | \$2 996        | \$2500—        | \$2 857        | \$3 347       | \$3 924       | \$5 587       | \$5 581       | \$7 577      | \$10 858          | ...         | ...              |
| Median selected monthly owner costs as percentage of household income | 50+            | 50+            | 50+            | 50+           | 50+           | 50+           | 50+           | 50+          | 50+               | ...         | ...              |
| With a mortgage   | 50+            | 50+            | 50+            | 50+           | 50+           | 50+           | 50+           | 50+          | 50+               | ...         | ...              |
| Not mortgaged   | 50+            | 50+            | 50+            | 50+           | 50+           | 50+           | 27.1          | 23.3         | 30.0              | ...         | ...              |
| <b>Renter-occupied housing units</b>                                  | <b>296 296</b> | <b>105 418</b> | <b>85 307</b>  | <b>45 625</b> | <b>30 765</b> | <b>15 806</b> | <b>7 363</b>  | <b>4 058</b> | <b>1 954</b>      | <b>2.00</b> | <b>686 410</b>   |
| Nonrelatives present  | 23 412         | —              | 12 084         | 5 226         | 2 644         | 1 613         | 1 023         | 544          | 278               | 2.47        | 69 564           |
| <b>ROOMS</b>  |                |                |                |               |               |               |               |              |                   |             |                  |
| 1 room  | 12 240         | 10 790         | 1 097          | 196           | 99            | 16            | 29            | 7            | 6                 | 1.07        | 14 037           |
| 2 rooms   | 19 105         | 13 452         | 3 953          | 873           | 531           | 191           | 58            | 33           | 14                | 1.21        | 27 053           |
| 3 rooms   | 83 154         | 46 689         | 25 449         | 7 189         | 2 523         | 840           | 310           | 118          | 36                | 1.39        | 132 450          |
| 4 rooms   | 86 619         | 23 421         | 30 572         | 17 224        | 9 554         | 3 809         | 1 237         | 562          | 240               | 2.15        | 201 418          |
| 5 rooms   | 60 461         | 8 160          | 16 748         | 13 443        | 10 983        | 6 059         | 2 980         | 1 508        | 580               | 2.90        | 184 202          |
| 6 rooms   | 22 726         | 1 997          | 5 352          | 4 640         | 4 491         | 3 011         | 1 638         | 1 089        | 508               | 3.37        | 79 804           |
| 7 or more rooms   | 11 991         | 909            | 2 136          | 2 060         | 2 584         | 1 880         | 1 111         | 741          | 570               | 3.84        | 47 446           |
| Median  | 3.9            | 3.1            | 3.9            | 4.3           | 4.7           | 5.0           | 5.2           | 5.4          | 5.7               | ...         | ...              |
| <b>PLUMBING FACILITIES BY PERSONS PER ROOM</b>                        |                |                |                |               |               |               |               |              |                   |             |                  |
| <b>Complete plumbing for exclusive use</b>                            | <b>287 137</b> | <b>101 717</b> | <b>83 339</b>  | <b>44 336</b> | <b>29 745</b> | <b>15 220</b> | <b>7 092</b>  | <b>3 802</b> | <b>1 886</b>      | <b>2.00</b> | <b>664 812</b>   |
| 1.00 or less  | 268 307        | 101 717        | 82 355         | 43 338        | 26 788        | 10 615        | 2 648         | 674          | 172               | 1.89        | 564 712          |
| 1.01 to 1.50  | 14 042         | —              | —              | 830           | 2 388         | 3 597         | 4 072         | 2 467        | 688               | 5.55        | 75 317           |
| 1.51 or more  | 4 788          | —              | 984            | 168           | 569           | 1 008         | 372           | 661          | 1 026             | 5.17        | 24 783           |
| <b>Lacking complete plumbing for exclusive use</b>                    | <b>9 159</b>   | <b>3 701</b>   | <b>1 968</b>   | <b>1 289</b>  | <b>1 020</b>  | <b>586</b>    | <b>271</b>    | <b>256</b>   | <b>68</b>         | <b>1.95</b> | <b>21 598</b>    |
| 1.00 or less  | 8 101          | 3 701          | 1 855          | 1 218         | 824           | 335           | 101           | 67           | —                 | 1.69        | 16 406           |
| 1.01 to 1.50  | 674            | —              | —              | 43            | 135           | 212           | 145           | 130          | 9                 | 5.25        | 3 513            |
| 1.51 or more  | 384            | —              | 113            | 28            | 61            | 39            | 25            | 59           | 59                | 4.34        | 1 679            |
| <b>UNITS IN STRUCTURE</b>   |                |                |                |               |               |               |               |              |                   |             |                  |
| 1, detached or attached   | 23 324         | 4 258          | 5 999          | 4 534         | 4 107         | 2 419         | 1 036         | 576          | 395               | 2.81        | 71 020           |
| 2   | 54 796         | 12 910         | 16 946         | 10 775        | 7 748         | 3 869         | 1 466         | 771          | 311               | 2.35        | 141 265          |
| 3 and 4   | 60 404         | 17 289         | 17 115         | 10 867        | 7 443         | 3 998         | 2 080         | 1 106        | 506               | 2.25        | 152 569          |
| 5 to 9  | 30 412         | 9 931          | 8 042          | 5 045         | 3 603         | 1 840         | 1 073         | 665          | 213               | 2.16        | 75 072           |
| 10 to 49  | 73 869         | 33 378         | 23 126         | 9 140         | 4 716         | 1 895         | 931           | 448          | 235               | 1.65        | 143 062          |
| 50 or more  | 53 073         | 27 438         | 13 950         | 5 223         | 3 133         | 1 785         | 758           | 492          | 294               | 1.47        | 102 693          |
| Mobile home or trailer, etc.  | 418            | 214            | 129            | 41            | 15            | —             | 19            | —            | —                 | 1.48        | 729              |
| <b>GROSS RENT</b>   |                |                |                |               |               |               |               |              |                   |             |                  |
| <b>Specified renter-occupied housing units</b>                        | <b>293 809</b> | <b>104 897</b> | <b>84 524</b>  | <b>45 252</b> | <b>30 403</b> | <b>15 557</b> | <b>7 269</b>  | <b>4 023</b> | <b>1 884</b>      | <b>2.00</b> | <b>679 146</b>   |
| Less than \$100   | 17 063         | 9 902          | 2 730          | 1 705         | 1 085         | 889           | 336           | 267          | 149               | 1.36        | 34 320           |
| \$100 to \$149  | 13 813         | 7 660          | 3 073          | 1 314         | 791           | 385           | 273           | 174          | 143               | 1.40        | 26 901           |
| \$150 to \$199  | 30 686         | 14 781         | 7 856          | 3 708         | 2 221         | 1 150         | 553           | 252          | 165               | 1.57        | 60 800           |
| \$200 to \$249  | 56 395         | 22 188         | 15 268         | 8 646         | 5 575         | 2 763         | 1 058         | 641          | 256               | 1.89        | 121 933          |
| \$250 to \$299  | 62 251         | 21 185         | 18 596         | 9 992         | 6 572         | 3 185         | 1 557         | 884          | 280               | 2.03        | 143 212          |
| \$300 to \$349  | 48 207         | 15 030         | 15 681         | 7 271         | 5 051         | 2 729         | 1 339         | 731          | 375               | 2.08        | 115 083          |
| \$350 to \$399  | 27 174         | 6 462          | 9 031          | 5 124         | 3 472         | 1 603         | 861           | 433          | 188               | 2.29        | 69 991           |
| \$400 to \$499  | 20 806         | 4 168          | 7 171          | 4 213         | 2 835         | 1 327         | 631           | 328          | 133               | 2.37        | 55 851           |
| \$500 or more   | 10 825         | 1 697          | 3 216          | 2 172         | 1 897         | 1 038         | 445           | 199          | 161               | 2.73        | 32 703           |
| No cash rent  | 6 589          | 1 824          | 1 902          | 1 107         | 904           | 488           | 216           | 114          | 34                | 2.27        | 18 352           |
| Median  | \$271          | \$244          | \$284          | \$283         | \$289         | \$286         | \$293         | \$286        | \$291             | ...         | ...              |
| <b>SELECTED CHARACTERISTICS</b>                                       |                |                |                |               |               |               |               |              |                   |             |                  |
| <b>All income levels in 1979</b>                                      | <b>296 296</b> | <b>105 418</b> | <b>85 307</b>  | <b>45 625</b> | <b>30 765</b> | <b>15 806</b> | <b>7 363</b>  | <b>4 058</b> | <b>1 954</b>      | <b>2.00</b> | <b>686 410</b>   |
| Median income   | \$12 759       | \$9 052        | \$15 985       | \$15 430      | \$15 889      | \$15 305      | \$14 363      | \$14 186     | \$14 028          | ...         | ...              |
| Median gross rent as percentage of household income                   | 24.6           | 28.9           | 21.7           | 22.8          |               |               |               |              |                   |             |                  |



**Table A — 10. Household Composition and Age of Householder for Owner- and Renter-Occupied Housing Units: 1980**

(Data are estimates based on a sample, see Introduction. For meaning of symbols, see Introduction. For definitions of terms, see appendices A and B.)

| The SMSA  | Married-couple families |           |                |         |                |         |                |        |                |        | Male householder, no wife present |        |                |        |                | Female householder, no husband present |                |      |                |      | Median age |                   |      |
|---|-------------------------|-----------|----------------|---------|----------------|---------|----------------|--------|----------------|--------|-----------------------------------|--------|----------------|--------|----------------|--|----------------|------|----------------|------|------------|-------------------|------|
|   | Total                   |           | 15 to 24 years |         | 25 to 34 years |         | 35 to 44 years |        | 45 to 64 years |        | 65 years and over                 |        | 15 to 24 years |        | 25 to 34 years |  | 35 to 44 years |      | 45 to 64 years |      |            | 65 years and over |      |
|   | 1980                    | 1979      | 1980           | 1979    | 1980           | 1979    | 1980           | 1979   | 1980           | 1979   | 1980                              | 1979   | 1980           | 1979   | 1980           | 1979                                   | 1980           | 1979 | 1980           | 1979 |            | 1980              | 1979 |
| <b>Owner-occupied housing units</b>   | 381 168                 | 414 523   | 43 999         | 70 107  | 138 571        | 40 733  | 593            | 3 637  | 3 967          | 9 630  | 7 204                             | 420    | 3 487          | 7 870  | 23 699         | 25 800                                 | 51.5           |      |                |      |            |                   |      |
| <b>PERSONS IN UNIT</b>  | 40 023                  | 41 462    | 11 306         | 5 059   | 16 050         | 29 186  | 296            | 2 034  | 1 650          | 4 232  | 4 518                             | 172    | 844            | 1 075  | 8 770          | 16 432                                 | 65.8           |      |                |      |            |                   |      |
| 1 person  | 110 462                 | 110 462   | 9 270          | 35 926  | 70 926         | 29 186  | 144            | 840    | 709            | 2 709  | 1 727                             | 87     | 867            | 1 529  | 7 167          | 6 035                                  | 60.0           |      |                |      |            |                   |      |
| 2 persons   | 77 197                  | 77 197    | 14 545         | 27 136  | 30 850         | 2 246   | 405            | 700    | 829            | 1 454  | 512                               | 86     | 891            | 2 183  | 4 134          | 2 027                                  | 52.1           |      |                |      |            |                   |      |
| 3 persons   | 81 007                  | 81 007    | 14 887         | 17 804  | 16 902         | 888     | 81             | 176    | 294            | 367    | 149                               | 50     | 508            | 1 407  | 1 923          | 594                                    | 43.5           |      |                |      |            |                   |      |
| 4 persons   | 43 608                  | 43 608    | 1 988          | 10 838  | 12 843         | 584     | 28             | 1 988  | 1 866          | 236    | 72                                | 17     | 187            | 769    | 832            | 432                                    | 43.8           |      |                |      |            |                   |      |
| 5 persons   | 28 871                  | 28 871    | 3 45           | 4 26    | 3 26           | 2 20    | 23             | 57     | 186            | 186    | 194                               | 194    | 194            | 311    | 818            | 280                                    | 45.3           |      |                |      |            |                   |      |
| 6 or more persons   | 3 02                    | 3 02      | 154 588        | 310 530 | 494 123        | 100 967 | 1 300          | 6 851  | 9 335          | 20 627 | 11 943                            | 1 071  | 9 801          | 25 936 | 55 161         | 42 192                                 | ...            |      |                |      |            |                   |      |
| Median  | 2.41                    | 2.41      | 3.45           | 4.26    | 3.26           | 2.20    | 1.50           | 1.39   | 1.85           | 1.72   | 1.30                              | 1.94   | 2.54           | 3.11   | 3.18           | 2.90                                   | ...            |      |                |      |            |                   |      |
| Total persons   | 1 248 567               | 1 248 567 | 154 588        | 310 530 | 494 123        | 100 967 | 1 300          | 6 851  | 9 335          | 20 627 | 11 943                            | 1 071  | 9 801          | 25 936 | 55 161         | 42 192                                 | ...            |      |                |      |            |                   |      |
| <b>PLUMBING FACILITIES BY PERSONS PER ROOM</b>  | 378 945                 | 378 945   | 43 759         | 69 724  | 137 915        | 40 489  | 583            | 3 631  | 3 951          | 9 530  | 7 147                             | 420    | 3 426          | 7 850  | 23 522         | 25 558                                 | 51.5           |      |                |      |            |                   |      |
| Complete plumbing for exclusive use   | 6 420                   | 6 420     | 32             | 641     | 2 571          | 194     | 4              | 19     | 71             | 77     | 28                                | 17     | 50             | 237    | 221            | 62                                     | 44.8           |      |                |      |            |                   |      |
| 1.01 or more persons per room   | 2 223                   | 2 223     | 11             | 240     | 76             | 244     | 10             | 6      | 16             | 100    | 57                                | —      | 20             | —      | 177            | 242                                    | 53.5           |      |                |      |            |                   |      |
| Lacking complete plumbing for exclusive use   | 235                     | 235       | 51             | 79      | 656            | 2       | —              | —      | —              | —      | 7                                 | —      | —              | —      | —              | —                                      | 40.9           |      |                |      |            |                   |      |
| 1.01 or more persons per room   | —                       | —         | —              | —       | —              | —       | —              | —      | —              | —      | —                                 | —      | —              | —      | —              | —                                      | —              |      |                |      |            |                   |      |
| <b>MORTGAGE STATUS AND SELECTED MONTHLY OWNER COSTS AS PERCENTAGE OF HOUSEHOLD INCOME IN 1979</b> | 307 362                 | 307 362   | 37 809         | 59 625  | 114 221        | 32 128  | 409            | 2 635  | 2 773          | 6 827  | 5 104                             | 242    | 2 325          | 5 996  | 17 776         | 18 411                                 | 50.9           |      |                |      |            |                   |      |
| Specified owner-occupied housing units  | 207 092                 | 207 092   | 36 752         | 56 182  | 78 481         | 6 617   | 311            | 2 346  | 2 488          | 3 869  | 7 61                              | 188    | 2 063          | 5 230  | 8 435          | 2 344                                  | 44.5           |      |                |      |            |                   |      |
| With a mortgage   | 58 019                  | 58 019    | 3 006          | 36 587  | 47 4           | 1 212   | 50             | 396    | 592            | 1 117  | 126                               | 20     | 80             | 346    | 1 282          | 311                                    | 50.4           |      |                |      |            |                   |      |
| Less than 15 percent  | 45 223                  | 45 223    | 7 144          | 14 077  | 18 202         | 1 212   | 35             | 299    | 414            | 625    | 95                                | 15     | 131            | 610    | 1 298          | 262                                    | 44.7           |      |                |      |            |                   |      |
| 15 to 19 percent  | 36 881                  | 36 881    | 224            | 12 410  | 10 140         | 892     | 29             | 447    | 414            | 259    | 95                                | 12     | 300            | 608    | 1 282          | 193                                    | 40.4           |      |                |      |            |                   |      |
| 20 to 24 percent  | 24 366                  | 24 366    | 7 501          | 7 433   | 5 259          | 717     | 37             | 357    | 328            | 353    | 59                                | 20     | 245            | 209    | 100            | 38.5                                   |                |      |                |      |            |                   |      |
| 25 to 29 percent  | 14 057                  | 14 057    | 1 555          | 3 727   | 2 831          | 434     | 41             | 267    | 245            | 189    | 74                                | 12     | 200            | 84     | 190            | 38.5                                   |                |      |                |      |            |                   |      |
| 30 to 34 percent  | 27 886                  | 27 886    | 5 498          | 5 884   | 5 405          | 1 543   | 104            | 633    | 404            | 568    | 280                               | 108    | 998            | 2 311  | 2 222          | 42.0                                   |                |      |                |      |            |                   |      |
| 35 percent or more  | 660                     | 660       | 45             | 122     | 57             | 27      | 15             | 12     | 16             | 16     | —                                 | 13     | 91             | 55     | 57             | 42.5                                   |                |      |                |      |            |                   |      |
| Not computed  | 20.0                    | 20.0      | 24.4           | 20.6    | 15.7           | 21.6    | 29.6           | 26.3   | 21.8           | 19.0   | 27.8                              | 49.6   | 35.4           | 32.8   | 26.5           | 37.8                                   | ...            |      |                |      |            |                   |      |
| Median  | 100 270                 | 100 270   | 1 057          | 3 443   | 35 740         | 25 511  | 98             | 289    | 285            | 2 958  | 4 343                             | 54     | 262            | 766    | 9 341          | 16 067                                 | 63.8           |      |                |      |            |                   |      |
| Not mortgaged   | 28 041                  | 28 041    | 29             | 331     | 1 089          | 5 358   | —              | 82     | 73             | 952    | 681                               | 4      | 16             | 40     | 1 542          | 59.7                                   | ...            |      |                |      |            |                   |      |
| Less than 10 percent  | 24 762                  | 24 762    | 16             | 243     | 1 216          | 5 695   | —              | 55     | 74             | 806    | 681                               | 14     | 56             | 185    | 2 181          | 2 169                                  | 59.7           |      |                |      |            |                   |      |
| 10 to 14 percent  | 14 329                  | 14 329    | 5              | 564     | 4 068          | 4 672   | 26             | 66     | 66             | 433    | 633                               | 8      | 32             | 179    | 1 585          | 1 798                                  | 64.9           |      |                |      |            |                   |      |
| 15 to 19 percent  | 9 141                   | 9 141     | 61             | 277     | 1 611          | 3 381   | 14             | 43     | 23             | 258    | 471                               | 5      | 29             | 102    | 1 211          | 1 747                                  | 67.7           |      |                |      |            |                   |      |
| 20 to 24 percent  | 5 391                   | 5 391     | —              | 89      | 786            | 1 895   | 4              | 14     | 16             | 68     | 360                               | 5      | 5              | 86     | 745            | 1 259                                  | 69.2           |      |                |      |            |                   |      |
| 25 to 29 percent  | 4 136                   | 4 136     | 6              | 56      | 576            | 1 273   | —              | 5      | 5              | 105    | 317                               | —      | —              | 15     | 594            | 618                                    | 68.8           |      |                |      |            |                   |      |
| 30 to 34 percent  | 13 801                  | 13 801    | 6              | 107     | 995            | 3 095   | 18             | 24     | 27             | 302    | 1 169                             | 23     | 88             | 148    | 1 158          | 1 558                                  | 69.2           |      |                |      |            |                   |      |
| 35 percent or more  | 669                     | 669       | 14             | 18      | 66             | 142     | —              | —      | 5              | 34     | 31                                | —      | —              | 11     | 133            | 210                                    | 67.5           |      |                |      |            |                   |      |
| Not computed  | 14.4                    | 14.4      | 12.8           | 12.5    | 10.6           | 16.7    | 17.5           | 15.6   | 14.5           | 13.2   | 21.7                              | 26.0   | 23.2           | 19.3   | 18.2           | 27.7                                   | ...            |      |                |      |            |                   |      |
| Median  | 276 296                 | 276 296   | 33 364         | 18 610  | 29 523         | 16 453  | 7 596          | 18 109 | 9 534          | 15 079 | 8 328                             | 13 206 | 31 854         | 20 455 | 32 272         | 33 398                                 | 41.9           |      |                |      |            |                   |      |
| <b>Renter-occupied housing units</b>  | 105 418                 | 105 418   | 12 144         | 3 271   | 12 977         | 13 322  | 4 258          | 11 799 | 6 609          | 10 828 | 6 852                             | 3 866  | 11 371         | 4 825  | 17 154         | 27 856                                 | 53.7           |      |                |      |            |                   |      |
| PERSONS IN UNIT   | 85 307                  | 85 307    | 9 009          | 3 654   | 7 163          | 2 118   | 2 147          | 3 994  | 1 631          | 2 655  | 1 101                             | 3 866  | 7 161          | 3 954  | 7 646          | 4 349                                  | 44.3           |      |                |      |            |                   |      |
| 1 person  | 45 625                  | 45 625    | 7 306          | 5 590   | 4 603          | 508     | 2 14           | 1 409  | 586            | 877    | 238                               | 2 744  | 6 076          | 4 150  | 3 520          | 4 998                                  | 35.2           |      |                |      |            |                   |      |
| 2 persons   | 30 765                  | 30 765    | 3 236          | 3 244   | 2 579          | 246     | 214            | 532    | 458            | 408    | 80                                | 1 291  | 3 786          | 2 927  | 1 700          | 2 988                                  | 39.2           |      |                |      |            |                   |      |
| 3 persons   | 15 806                  | 15 806    | 2 66           | 1 689   | 2 201          | 159     | 111            | 210    | 136            | 171    | 40                                | 606    | 2 072          | 1 828  | 1 905          | 155                                    | 39.3           |      |                |      |            |                   |      |
| 4 persons   | 13 375                  | 13 375    | 1 689          | 2 851   | 2 201          | 159     | 48             | 165    | 114            | 140    | 17                                | 313    | 1 387          | 2 76   | 1 317          | 152                                    | 39.6           |      |                |      |            |                   |      |
| 5 persons   | 2 00                    | 2 00      | 3 00           | 3 93    | 2 25           | 212     | 1 39           | 1 27   | 1 22           | 1 20   | 1 11                              | 212    | 1 387          | 2 76   | 1 317          | 152                                    | 39.6           |      |                |      |            |                   |      |
| 6 or more persons   | 686 410                 | 686 410   | 106 089        | 72 498  | 90 901         | 36 256  | 12 483         | 28 263 | 14 543         | 21 720 | 9 944                             | 30 089 | 76 764         | 62 566 | 62 129         | 39 459                                 | ...            |      |                |      |            |                   |      |
| Median  | 287 137                 | 287 137   | 32 559         | 18 045  | 28 796         | 16 042  | 7 179          | 17 572 | 9 077          | 14 266 | 7 957                             | 12 578 | 30 950         | 19 832 | 31 411         | 32 669                                 | 41.9           |      |                |      |            |                   |      |
| Complete plumbing for exclusive use   | 18 830                  | 18 830    | 3 496          | 3 461   | 2 188          | 311     | 184            | 391    | 332            | 217    | 54                                | 1 047  | 2 403          | 2 772  | 1 272          | 1 771                                  | 36.8           |      |                |      |            |                   |      |
| 1.01 or more persons per room   | 9 159                   | 9 159     | 825            | 565     | 727            | 411     | 417            | 537    | 727            | 813    | 371                               | 628    | 904            | 623    | 861            | 729                                    | 40.4           |      |                |      |            |                   |      |
| Lacking complete plumbing for exclusive use   | 1 058                   | 1 058     | 201            | 134     | 133            | 30      | 21             | 7      | 31             | 35     | 5                                 | 65     | 157            | 121    | 22             | 22                                     | 36.4           |      |                |      |            |                   |      |
| 1.01 or more persons per room   | —                       | —         | —              | —       | —              | —       | —              | —      | —              | —      | —                                 | —      | —              | —      | —              | —                                      | —              |      |                |      |            |                   |      |
| <b>GROSS RENT AS PERCENTAGE OF HOUSEHOLD INCOME IN 1979</b>                                       | 293 809                 | 293 809   | 32 997         | 18 288  | 29 124         | 16 243  | 7 583          | 17 971 | 9 417          | 14 959 | 8 225                             | 13 184 | 31 751         | 20 286 | 32 167         | 33 214                                 | 41.9           |      |                |      |            |                   |      |
| Specified renter-occupied housing units   | 56 285                  | 56 285    | 9 306          | 5 987   | 11 026         | 2 875   | 868            | 3 638  | 2 948          | 4 447  | 1 067                             | 976    | 2 668          | 1 984  | 4 610          | 2 275                                  | 43.1           |      |                |      |            |                   |      |
| Less than 15 percent  | 47 312                  | 47 312    | 7 694          | 3 955   | 5 608          | 2 266   | 1 420          | 4 256  | 2 140          | 2 804  | 1 042                             | 1 140  | 3 531          | 2 511  | 4 406          | 2 335                                  | 38.4           |      |                |      |            |                   |      |
| 15 to 19 percent  | 39 996                  | 39 996    | 5 274          | 2 668   | 3 426          | 2 271   | 1 143          | 3 007  | 1 086          | 1 710  | 700                               | 1 344  | 4 831          | 2 717  | 4 061          | 3 902                                  | 39.5           |      |                |      |            |                   |      |
| 20 to 24 percent  | 28 678                  | 28 678    | 3 123          | 1 351   | 1 666          | 1 849   | 858            | 1 980  | 743            | 1 185  | 765                               | 3 009  | 3 652          | 1 974  | 3 452          | 3 471                                  | 40.3           |      |                |      |            |                   |      |
| 25 to 29 percent  | 20 158                  | 20 158    | 1 967          | 1 085   | 1 354          | 1 316   | 779            | 1 229  | 482            | 578    | 578                               | 1 944  | 2 388          | 1 647  | 2 660          | 2 422                                  | 41.4           |      |                |      |            |                   |      |
| 30 to 34 percent  | 32 575                  | 32 575    | 2 251          | 1 148   | 1 255          | 2 533   | 1 049          | 1 501  | 517            | 1 090  | 1 090                             | 1 944  | 2 388          | 1 647  | 2 298          | 1 467                                  | 45.0           |      |                |      |            |                   |      |
| 35 to 49 percent  | 56 002                  | 56 002    | 2 426          | 1 314   | 2 055          | 2 208   | 1 415          | 1 769  | 1 012          | 2 085  | 2 002                             | 4 943  | 8 922          | 5 974  | 7 393          | 5 467                                  | 45.0           |      |                |      |            |                   |      |
| 50 percent or more  | 12 803                  | 12 803    | 956            | 780     | 1 754          | 905     | 591            | 1 591  | 485            | 511    | 511                               | 621    | 1 591          | 626    | 1 287          | 1 830                                  | 48.9           |      |                |      |            |                   |      |
| Not computed  | 24.6                    | 24.6      | 19.4           | 18.5    | 17.4           | 25.6    | 27.8           | 21.3   | 18.5           | 19.7   | 29.4                              | 38.8   | 30.4           | 31.9   | 28.4           | 38.2                                   | ...            |      |                |      |            |                   |      |



**Table A—11. Age and Sex of Householder in One-Person Households for Owner- and Renter-Occupied Housing Units: 1980**

[Data are estimates based on a sample, see Introduction. For meaning of symbols, see Introduction. For definitions of terms, see appendixes A and B]

| The SMSA  | Total    | Male householder |                |                |                |                |                   | Female householder |                |                |                |                |                   |
|---|----------|------------------|----------------|----------------|----------------|----------------|-------------------|--------------------|----------------|----------------|----------------|----------------|-------------------|
|   |          | Total            | 15 to 24 years | 25 to 34 years | 35 to 44 years | 45 to 64 years | 65 years and over | Total              | 15 to 24 years | 25 to 34 years | 35 to 44 years | 45 to 64 years | 65 years and over |
| <b>Owner-occupied housing units</b> .....   | 40 023   | 12 730           | 296            | 2 034          | 1 650          | 4 232          | 4 518             | 27 293             | 172            | 844            | 1 075          | 8 770          | 16 432            |
| <b>PLUMBING FACILITIES</b>  |          |                  |                |                |                |                |                   |                    |                |                |                |                |                   |
| Complete plumbing for exclusive use .....   | 39 684   | 12 658           | 296            | 2 034          | 1 644          | 4 190          | 4 494             | 27 026             | 172            | 844            | 1 069          | 8 682          | 16 259            |
| Lacking complete plumbing for exclusive use .....                                   | 339      | 72               | —              | —              | 6              | 42             | 24                | 267                | —              | —              | 6              | 88             | 173               |
| <b>UNITS IN STRUCTURE</b>   |          |                  |                |                |                |                |                   |                    |                |                |                |                |                   |
| 1, detached or attached .....   | 29 943   | 9 567            | 209            | 1 594          | 1 274          | 3 089          | 3 401             | 20 376             | 102            | 570            | 745            | 6 767          | 12 192            |
| 2 or more .....   | 9 823    | 3 037            | 87             | 428            | 376            | 1 089          | 1 057             | 6 786              | 68             | 264            | 325            | 1 943          | 4 185             |
| Mobile home or trailer, etc. ....   | 257      | 126              | —              | 12             | —              | 54             | 60                | 131                | 2              | 10             | 5              | 60             | 54                |
| <b>HOUSEHOLD INCOME IN 1979</b>   |          |                  |                |                |                |                |                   |                    |                |                |                |                |                   |
| Less than \$5,000 .....   | 9 741    | 1 674            | 38             | 88             | 49             | 430            | 1 069             | 8 067              | 91             | 85             | 102            | 1 649          | 6 140             |
| \$5,000 to \$9,999 .....  | 10 128   | 2 193            | 54             | 99             | 51             | 476            | 1 513             | 7 935              | 44             | 91             | 110            | 2 005          | 5 685             |
| \$10,000 to \$12,499 .....  | 3 980    | 1 166            | 26             | 110            | 130            | 351            | 549               | 2 814              | 19             | 117            | 76             | 1 107          | 1 495             |
| \$12,500 to \$14,999 .....  | 2 939    | 943              | 38             | 165            | 46             | 340            | 354               | 1 996              | —              | 101            | 117            | 965            | 813               |
| \$15,000 to \$19,999 .....  | 4 526    | 1 832            | 61             | 372            | 276            | 766            | 358               | 2 693              | 6              | 226            | 222            | 1 260          | 979               |
| \$20,000 to \$24,999 .....  | 3 535    | 1 707            | 43             | 497            | 292            | 657            | 218               | 1 828              | 12             | 119            | 169            | 997            | 531               |
| \$25,000 to \$34,999 .....  | 2 934    | 1 712            | 19             | 474            | 455            | 557            | 207               | 1 222              | —              | 60             | 194            | 564            | 404               |
| \$35,000 to \$49,999 .....  | 1 346    | 851              | —              | 174            | 210            | 344            | 123               | 495                | —              | 38             | 71             | 130            | 256               |
| \$50,000 or more .....  | 894      | 651              | 17             | 55             | 141            | 311            | 127               | 243                | —              | 7              | 14             | 93             | 129               |
| Median .....  | \$10 090 | \$16 020         | \$14 474       | \$21 546       | \$24 543       | \$18 289       | \$8 805           | \$8 299            | \$4 554        | \$15 530       | \$16 926       | \$11 651       | \$6 514           |
| Mean .....  | \$13 648 | \$19 364         | \$16 448       | \$22 644       | \$27 190       | \$22 053       | \$12 702          | \$10 982           | \$5 949        | \$16 158       | \$18 939       | \$13 177       | \$9 077           |
| <b>MORTGAGE STATUS AND SELECTED MONTHLY OWNER COSTS</b>                             |          |                  |                |                |                |                |                   |                    |                |                |                |                |                   |
| <b>Specified owner-occupied housing units</b> .....                                 | 27 851   | 8 730            | 193            | 1 450          | 1 098          | 2 816          | 3 173             | 19 121             | 85             | 502            | 667            | 6 347          | 11 520            |
| <b>With a mortgage</b> .....  | 8 997    | 4 408            | 158            | 1 329          | 1 012          | 1 540          | 369               | 4 589              | 62             | 438            | 526            | 2 401          | 1 162             |
| Less than \$200 .....   | 231      | 86               | —              | 14             | 15             | 29             | 28                | 145                | —              | —              | —              | 58             | 87                |
| \$200 to \$249 .....  | 327      | 142              | —              | 19             | 10             | 91             | 22                | 185                | 5              | —              | —              | 105            | 75                |
| \$250 to \$299 .....  | 871      | 336              | 13             | 34             | 24             | 175            | 90                | 535                | —              | 31             | 30             | 303            | 171               |
| \$300 to \$349 .....  | 1 242    | 433              | 6              | 68             | 71             | 242            | 46                | 809                | 6              | 40             | 58             | 529            | 176               |
| \$350 to \$399 .....  | 1 175    | 577              | 6              | 152            | 118            | 241            | 60                | 598                | 7              | 37             | 69             | 292            | 193               |
| \$400 to \$499 .....  | 2 012    | 972              | 58             | 305            | 195            | 347            | 67                | 1 040              | 26             | 108            | 159            | 554            | 193               |
| \$500 to \$599 .....  | 1 446    | 773              | 43             | 326            | 175            | 199            | 30                | 673                | 12             | 134            | 89             | 291            | 147               |
| \$600 to \$749 .....  | 901      | 557              | 15             | 207            | 200            | 109            | 26                | 344                | —              | 37             | 75             | 173            | 59                |
| \$750 or more .....   | 792      | 532              | 17             | 204            | 204            | 107            | —                 | 260                | 6              | 51             | 46             | 96             | 61                |
| Median .....  | \$428    | \$457            | \$494          | \$522          | \$542          | \$398          | \$348             | \$402              | \$464          | \$502          | \$465          | \$385          | \$369             |
| <b>Not mortgaged</b> .....  | 18 854   | 4 322            | 35             | 121            | 86             | 1 276          | 2 804             | 14 532             | 23             | 64             | 141            | 3 946          | 10 358            |
| Less than \$50 .....  | 17       | —                | —              | —              | —              | —              | —                 | 17                 | —              | —              | 6              | 6              | 5                 |
| \$50 to \$74 .....  | 70       | 31               | —              | —              | —              | 16             | 15                | 39                 | 8              | —              | —              | —              | 31                |
| \$75 to \$99 .....  | 211      | 23               | —              | —              | —              | 7              | 16                | 188                | —              | —              | —              | 44             | 144               |
| \$100 to \$124 .....  | 484      | 135              | —              | —              | 12             | 21             | 102               | 349                | —              | 9              | —              | 98             | 242               |
| \$125 to \$149 .....  | 770      | 182              | 5              | 6              | 13             | 50             | 108               | 588                | 3              | —              | —              | 137            | 448               |
| \$150 to \$199 .....  | 4 596    | 1 241            | 15             | 11             | 23             | 409            | 783               | 3 355              | —              | 7              | 40             | 831            | 2 477             |
| \$200 to \$249 .....  | 5 681    | 1 176            | —              | 33             | 12             | 416            | 715               | 4 505              | 6              | 26             | 40             | 1 344          | 3 089             |
| \$250 or more .....   | 7 025    | 1 534            | 15             | 71             | 26             | 357            | 1 065             | 5 491              | 6              | 22             | 55             | 1 486          | 3 922             |
| Median .....  | \$229    | \$223            | \$192          | \$250+         | \$189          | \$216          | \$226             | \$230              | \$204          | \$231          | \$231          | \$232          | \$230             |
| <b>SELECTED CHARACTERISTICS</b>   |          |                  |                |                |                |                |                   |                    |                |                |                |                |                   |
| Median selected monthly owner costs as percentage of household income in 1979 ..... | 31.2     | 24.7             | 36.3           | 28.1           | 24.0           | 19.2           | 29.8              | 34.3               | 50+            | 32.6           | 28.0           | 28.1           | 39.0              |
| With a mortgage .....   | 31.2     | 26.0             | 40.2           | 28.8           | 24.6           | 21.8           | 39.6              | 36.6               | 50+            | 31.9           | 30.3           | 34.2           | 50+               |
| Not mortgaged .....   | 31.1     | 23.2             | 20.9           | 18.4           | 15.8           | 15.9           | 28.8              | 33.5               | 50+            | 50+            | 19.6           | 23.8           | 37.8              |
| <b>Income in 1979 below poverty level</b> .....                                     | 5 036    | 872              | 38             | 78             | 37             | 290            | 429               | 4 164              | 79             | 79             | 84             | 1 239          | 2 683             |
| Percent below poverty level .....   | 12.6     | 6.8              | 12.8           | 3.8            | 2.2            | 6.9            | 9.5               | 15.3               | 45.9           | 9.4            | 7.8            | 14.1           | 16.3              |
| <b>Renter-occupied housing units</b> .....  | 105 418  | 40 346           | 4 258          | 11 799         | 6 609          | 10 828         | 6 852             | 65 072             | 3 866          | 11 371         | 4 825          | 17 154         | 27 856            |
| <b>PLUMBING FACILITIES</b>  |          |                  |                |                |                |                |                   |                    |                |                |                |                |                   |
| Complete plumbing for exclusive use .....   | 101 717  | 38 158           | 3 912          | 11 338         | 6 238          | 10 178         | 6 492             | 63 559             | 3 670          | 11 118         | 4 710          | 16 779         | 27 282            |
| Lacking complete plumbing for exclusive use .....                                   | 3 701    | 2 188            | 346            | 461            | 371            | 650            | 360               | 1 513              | 196            | 253            | 115            | 375            | 574               |
| <b>UNITS IN STRUCTURE</b>   |          |                  |                |                |                |                |                   |                    |                |                |                |                |                   |
| 1, detached or attached .....   | 4 258    | 2 174            | 249            | 644            | 372            | 565            | 344               | 2 084              | 112            | 337            | 192            | 579            | 864               |
| 2 .....   | 12 910   | 4 685            | 587            | 1 397          | 783            | 1 194          | 724               | 8 225              | 531            | 1 440          | 580            | 2 523          | 3 151             |
| 3 and 4 .....   | 17 289   | 6 767            | 871            | 1 946          | 1 238          | 1 816          | 896               | 10 522             | 757            | 1 953          | 841            | 3 222          | 3 749             |
| 5 to 9 .....  | 9 931    | 3 886            | 462            | 994            | 554            | 1 238          | 638               | 6 045              | 370            | 980            | 457            | 1 880          | 2 358             |
| 10 to 49 .....  | 33 378   | 13 354           | 1 459          | 4 410          | 2 370          | 3 417          | 1 698             | 20 024             | 1 342          | 4 498          | 1 880          | 5 090          | 7 214             |
| 50 or more .....  | 27 438   | 9 421            | 619            | 2 387          | 1 286          | 2 577          | 2 552             | 18 017             | 736            | 2 142          | 838            | 3 849          | 10 452            |
| Mobile home or trailer, etc. ....   | 214      | 59               | 11             | 21             | 6              | 21             | —                 | 155                | 18             | 21             | 37             | 11             | 68                |
| <b>HOUSEHOLD INCOME IN 1979</b>   |          |                  |                |                |                |                |                   |                    |                |                |                |                |                   |
| Less than \$5,000 .....   | 33 198   | 8 629            | 978            | 1 196          | 1 043          | 2 473          | 2 939             | 24 569             | 910            | 1 319          | 1 087          | 5 826          | 15 427            |
| \$5,000 to \$9,999 .....  | 23 629   | 7 546            | 1 193          | 1 819          | 797            | 1 642          | 2 095             | 16 083             | 1 419          | 1 948          | 901            | 4 066          | 7 749             |
| \$10,000 to \$12,499 .....  | 12 144   | 4 715            | 751            | 1 680          | 639            | 1 119          | 526               | 7 429              | 717            | 2 287          | 668            | 2 202          | 1 555             |
| \$12,500 to \$14,999 .....  | 8 982    | 3 447            | 454            | 1 129          | 583            | 963            | 318               | 5 535              | 436            | 1 890          | 512            | 1 633          | 1 064             |
| \$15,000 to \$19,999 .....  | 13 948   | 6 967            | 627            | 2 944          | 1 282          | 1 765          | 349               | 6 981              | 306            | 2 824          | 935            | 1 829          | 1 087             |
| \$20,000 to \$24,999 .....  | 6 760    | 4 074            | 156            | 1 691          | 857            | 1 153          | 217               | 2 686              | 59             | 787            | 499            | 953            | 388               |
| \$25,000 to \$34,999 .....  | 4 442    | 3 155            | 77             | 1 008          | 961            | 895            | 214               | 1 287              | 19             | 269            | 182            | 490            | 327               |
| \$35,000 to \$49,999 .....  | 1 451    | 1 073            | 8              | 195            | 286            | 486            | 98                | 378                | —              | 35             | 41             | 117            | 185               |
| \$50,000 or more .....  | 864      | 740              | 14             | 137            | 161            | 332            | 96                | 124                | —              | 12             | —              | 38             | 74                |
| Median .....  | \$9 052  | \$12 120         | \$9 831        | \$15 103       | \$15 837       | \$12 967       | \$5 851           | \$7 245            | \$8 563        | \$12 674       | \$11 589       | \$8 407        | \$4 697           |
| Mean .....  | \$11 010 | \$14 352         | \$10 026       | \$15 534       | \$17 985       | \$15 937       | \$8 999           | \$8 938            | \$8 563        | \$12 587       | \$11 957       | \$9 583        | \$6 580           |
| <b>GROSS RENT</b>   |          |                  |                |                |                |                |                   |                    |                |                |                |                |                   |
| <b>Specified renter-occupied housing units</b> .....                                | 104 897  | 40 049           | 4 228          | 11 727         | 6 535          | 10 768         | 6 791             | 64 848             | 3 856          | 11 345         | 4 807          | 17 094         | 27 746            |
| Less than \$100 .....   | 9 902    | 2 234            | 109            | 117            | 135            | 752            | 1 121             | 7 668              | 27             | 64             | 141            | 1 832          | 5 604             |
| \$100 to \$149 .....  | 7 660    | 3 419            | 317            | 438            | 582            | 1 147          | 935               | 4 241              | 283            | 274            | 217            | 1 202          | 2 265             |
| \$150 to \$199 .....  | 14 781   | 6 031            | 605            | 1 176          | 1 091          | 1 864          | 1 295             | 8 750              | 621            | 1 071          | 657            | 2 584          | 3 817             |
| \$200 to \$249 .....  | 22 188   | 8 478            | 901            | 2 479          | 1 442          | 2 396          | 1 260             | 13 710             | 920            | 2 544          | 1 181          | 3 833          | 5 232             |
| \$250 to \$299 .....  | 21 185   | 7 844            | 908            | 2 863          | 1 257          | 1 936          | 880               | 13 341             | 999            | 3 379          | 1 161          | 3 417          | 4 385             |
| \$300 to \$349 .....  | 15 030   | 5 976            | 762            | 2 434          | 890            | 1 315          | 575               | 9 054              | 656            | 2 477          | 752            | 2 205          | 2 964             |
| \$350 to \$399 .....  | 6 462    | 2 744            | 416            | 1 036          | 480            | 562            | 250               | 3 718              | 198            | 846            | 410            | 959            | 1 305             |
| \$400 to \$499 .....  | 4 168    | 1 738            | 146            | 720            | 315            | 369            | 188               | 2 430              | 111            | 463            | 205            | 621            | 1 030             |
| \$500 or more .....   | 1 697    | 820              | 26             | 276            | 214            | 179            | 125               | 877                | 10             | 151            | 67             | 232            | 417               |
| No cash rent .....  | 1 824    | 765              | 38             | 188            | 129            | 248            | 162               | 1 059              | 31             | 76             | 16             | 209            | 727               |
| Median .....  | \$244    | \$247            | \$259          | \$278          | \$248          | \$230          | \$198             |                    |                |                |                |                |                   |

Table A-12. Duration of Vacancy for Year-Round Vacant for Sale and Vacant for Rent Housing Units: 1980

[Data are estimates based on a sample, see Introduction. For meaning of symbols, see Introduction. For definitions of terms, see appendixes A and 8]

| The SMSA   |          |                    |                  |                  | The SMSA  |        |                    |                  |                  |
|--|----------|--------------------|------------------|------------------|---|--------|--------------------|------------------|------------------|
|  | Total    | Less than 2 months | 2 up to 6 months | 6 or more months |   | Total  | Less than 2 months | 2 up to 6 months | 6 or more months |
| <b>Vacant for sale only housing units</b> -----    |          |                    |                  |                  | <b>Vacant for rent housing units</b> -----        |        |                    |                  |                  |
|  | 3 729    | 1 039              | 1 525            | 1 165            |   | 12 945 | 6 295              | 3 604            | 3 046            |
| <b>ROOMS</b>                                       |          |                    |                  |                  | <b>ROOMS</b>                                      |        |                    |                  |                  |
| 1 to 3 rooms -----                                 | 190      | 76                 | 66               | 48               | 1 room -----                                      | 434    | 234                | 107              | 93               |
| 4 rooms -----                                      | 361      | 122                | 146              | 93               | 2 rooms -----                                     | 713    | 402                | 187              | 124              |
| 5 rooms -----                                      | 578      | 99                 | 254              | 225              | 3 rooms -----                                     | 3 404  | 1 830              | 1 013            | 561              |
| 6 rooms -----                                      | 884      | 257                | 396              | 231              | 4 rooms -----                                     | 4 078  | 2 063              | 1 002            | 1 013            |
| 7 rooms -----                                      | 524      | 117                | 250              | 157              | 5 rooms -----                                     | 2 876  | 1 253              | 772              | 851              |
| 8 or more rooms -----                              | 1 192    | 368                | 413              | 411              | 6 rooms -----                                     | 946    | 361                | 329              | 256              |
| Median -----                                       | 6.3      | 6.4                | 6.2              | 6.4              | 7 or more rooms -----                             | 494    | 152                | 194              | 148              |
|  |          |                    |                  |                  | Median -----                                      | 4.0    | 3.8                | 4.0              | 4.2              |
| <b>PLUMBING FACILITIES</b>                         |          |                    |                  |                  | <b>PLUMBING FACILITIES</b>                        |        |                    |                  |                  |
| Complete plumbing for exclusive use -----          | 3 655    | 1 023              | 1 494            | 1 138            | Complete plumbing for exclusive use -----         | 12 513 | 5 984              | 3 533            | 2 996            |
| Locking complete plumbing for exclusive use -----  | 74       | 16                 | 31               | 27               | Locking complete plumbing for exclusive use ----- | 432    | 311                | 71               | 50               |
| <b>BEDROOMS</b>                                    |          |                    |                  |                  | <b>BEDROOMS</b>                                   |        |                    |                  |                  |
| None -----   | 21       | 17                 | —                | 4                | None -----  | 496    | 281                | 113              | 102              |
| 1 -----  | 281      | 62                 | 141              | 78               | 1 -----   | 5 082  | 2 862              | 1 349            | 871              |
| 2 -----  | 982      | 274                | 442              | 266              | 2 -----   | 4 812  | 2 157              | 1 389            | 1 266            |
| 3 -----  | 1 269    | 322                | 502              | 445              | 3 -----   | 2 114  | 853                | 614              | 647              |
| 4 -----  | 994      | 308                | 390              | 296              | 4 -----   | 344    | 102                | 110              | 132              |
| 5 or more -----                                    | 182      | 56                 | 50               | 76               | 5 or more -----                                   | 97     | 40                 | 29               | 28               |
| <b>YEAR STRUCTURE BUILT</b>                        |          |                    |                  |                  | <b>YEAR STRUCTURE BUILT</b>                       |        |                    |                  |                  |
| 1975 to March 1980 -----                           | 1 015    | 383                | 413              | 219              | 1975 to March 1980 -----                          | 891    | 656                | 101              | 134              |
| 1970 to 1974 -----                                 | 157      | 14                 | 71               | 72               | 1970 to 1974 -----                                | 646    | 406                | 113              | 127              |
| 1960 to 1969 -----                                 | 490      | 118                | 207              | 165              | 1960 to 1969 -----                                | 1 958  | 1 199              | 423              | 336              |
| 1950 to 1959 -----                                 | 381      | 99                 | 175              | 107              | 1950 to 1959 -----                                | 2 658  | 1 013              | 746              | 899              |
| 1940 to 1949 -----                                 | 422      | 104                | 164              | 154              | 1940 to 1949 -----                                | 2 572  | 1 172              | 894              | 506              |
| 1939 or earlier -----                              | 1 264    | 321                | 495              | 448              | 1939 or earlier -----                             | 4 220  | 1 849              | 1 327            | 1 044            |
| <b>UNITS IN STRUCTURE</b>                          |          |                    |                  |                  | <b>UNITS IN STRUCTURE</b>                         |        |                    |                  |                  |
| 1, detached or attached -----                      | 2 478    | 726                | 945              | 807              | 1, detached or attached -----                     | 1 155  | 536                | 322              | 297              |
| 2 or more -----                                    | 1 251    | 313                | 580              | 358              | 2 -----   | 1 859  | 695                | 709              | 455              |
| Mobile home or trailer -----                       | —        | —                  | —                | —                | 3 and 4 -----                                     | 2 375  | 1 143              | 792              | 440              |
|  |          |                    |                  |                  | 5 to 9 -----                                      | 1 310  | 683                | 400              | 227              |
| <b>HEATING EQUIPMENT</b>                           |          |                    |                  |                  | <b>HEATING EQUIPMENT</b>                          |        |                    |                  |                  |
| Central heating system -----                       | 3 509    | 980                | 1 427            | 1 102            | 10 to 49 -----                                    | 3 557  | 2 152              | 843              | 562              |
| Other means -----                                  | 207      | 59                 | 98               | 50               | 50 or more -----                                  | 2 665  | 1 062              | 538              | 1 065            |
| None -----   | 13       | —                  | —                | 13               | Mobile home or trailer -----                      | 24     | 24                 | —                | —                |
| <b>PRICE ASKED</b>                                 |          |                    |                  |                  | <b>RENT ASKED</b>                                 |        |                    |                  |                  |
| Specified vacant for sale only housing units ----- | 2 271    | 639                | 844              | 788              | Specified vacant for rent housing units -----     | 12 939 | 6 295              | 3 598            | 3 046            |
| Less than \$10,000 -----                           | 22       | —                  | 4                | 18               | Less than \$100 -----                             | 1 814  | 960                | 361              | 493              |
| \$10,000 to \$19,999 -----                         | 15       | 6                  | 3                | 6                | \$100 to \$149 -----                              | 1 405  | 731                | 253              | 421              |
| \$20,000 to \$29,999 -----                         | 85       | 18                 | 46               | 21               | \$150 to \$199 -----                              | 2 513  | 1 212              | 789              | 512              |
| \$30,000 to \$39,999 -----                         | 105      | 56                 | 32               | 17               | \$200 to \$249 -----                              | 3 011  | 1 438              | 950              | 623              |
| \$40,000 to \$49,999 -----                         | 252      | 58                 | 91               | 103              | \$250 to \$299 -----                              | 1 753  | 639                | 751              | 363              |
| \$50,000 to \$59,999 -----                         | 183      | 34                 | 65               | 84               | \$300 to \$399 -----                              | 1 695  | 937                | 362              | 396              |
| \$60,000 to \$79,999 -----                         | 444      | 126                | 156              | 162              | \$400 or more -----                               | 748    | 378                | 132              | 238              |
| \$80,000 to \$99,999 -----                         | 272      | 103                | 76               | 93               | Median -----                                      | \$213  | \$208              | \$224            | \$208            |
| \$100,000 or more -----                            | 893      | 238                | 371              | 284              |   |        |                    |                  |                  |
| Median -----                                       | \$82 000 | \$84 100           | \$86 300         | \$77 500         |   |        |                    |                  |                  |

Table A-13. Price Asked and Rent Asked for Year-Round Vacant Housing Units: 1980

[Data are estimates based on a sample, see Introduction. For meaning of symbols, see Introduction. For definitions of terms, see appendixes A and 8]

| The SMSA  | Price asked—Specified vacant for sale only housing units |                    |                      |                      |                      |                   |                  | Rent asked—Specified vacant for rent housing units |                 |                |                |                |               |                  |  |
|---|--|--------------------|----------------------|----------------------|----------------------|-------------------|------------------|--|-----------------|----------------|----------------|----------------|---------------|------------------|--|
|   | Total  | Less than \$10,000 | \$10,000 to \$29,999 | \$30,000 to \$49,999 | \$50,000 to \$99,999 | \$100,000 or more | Median (dollars) | Total  | Less than \$100 | \$100 to \$199 | \$200 to \$299 | \$300 to \$399 | \$400 or more | Median (dollars) |  |
|   |  |                    |                      |                      |                      |                   |                  |  |                 |                |                |                |               |                  |  |
| <b>Total</b> -----                                | 2 271  | 22                 | 100                  | 357                  | 899                  | 893               | 82 000           | 12 939   | 1 814           | 3 918          | 4 764          | 1 695          | 748           | 213              |  |
| <b>PLUMBING FACILITIES</b>                        |  |                    |                      |                      |                      |                   |                  |  |                 |                |                |                |               |                  |  |
| Complete plumbing for exclusive use -----         | 2 249  | 18                 | 92                   | 353                  | 899                  | 887               | 82 300           | 12 507   | 1 734           | 3 687          | 4 660          | 1 682          | 744           | 215              |  |
| Locking complete plumbing for exclusive use ----- | 22   | 4                  | 8                    | 4                    | —                    | 6                 | 24 700           | 432  | 80              | 231            | 104            | 13             | 4             | 147              |  |
| <b>BEDROOMS</b>                                   |  |                    |                      |                      |                      |                   |                  |  |                 |                |                |                |               |                  |  |
| None -----  | —  | —                  | —                    | —                    | —                    | —                 | —                | 496  | 41              | 236            | 162            | 57             | —             | 187              |  |
| 1 -----   | 22   | —                  | —                    | 15                   | 7                    | —                 | 38 700           | 5 082  | 663             | 1 498          | 1 895          | 759            | 267           | 217              |  |
| 2 -----   | 333  | —                  | 24                   | 70                   | 213                  | 26                | 61 200           | 4 812  | 695             | 1 438          | 1 683          | 643            | 353           | 212              |  |
| 3 -----   | 887  | 16                 | 61                   | 152                  | 426                  | 232               | 72 600           | 2 108  | 325             | 597            | 892            | 194            | 100           | 214              |  |
| 4 -----   | 888  | 6                  | 12                   | 111                  | 212                  | 547               | 117 500          | 344  | 67              | 115            | 105            | 42             | 15            | 185              |  |
| 5 or more -----                                   | 141  | —                  | 3                    | 9                    | 41                   | 88                | 148 200          | 97   | 23              | 34             | 27             | —              | 13            | 173              |  |
| <b>YEAR STRUCTURE BUILT</b>                       |  |                    |                      |                      |                      |                   |                  |  |                 |                |                |                |               |                  |  |
| 1975 to March 1980 -----                          | 632  | —                  | —                    | 26                   | 158                  | 448               | 126 700          | 891  | 133             | 90             | 185            | 230            | 253           | 312              |  |
| 1970 to 1974 -----                                | 148  | —                  | —                    | —                    | 38                   | 110               | 115 500          | 646  | 96              | 68             | 186            | 214            | 82            | 288              |  |
| 1960 to 1969 -----                                | 357  | —                  | 12                   | 32                   | 174                  | 139               | 79 500           | 1 958  | 481             | 396            | 685            | 272            | 124           | 215              |  |
| 1950 to 1959 -----                                | 289  | —                  | 16                   | 65                   | 165                  | 43                | 66 100           | 2 658  | 534             | 956            | 945            | 153            | 70            | 184              |  |
| 1940 to 1949 -----                                | 274  | 16                 | 27                   | 55                   | 134                  | 42                | 62 600           | 2 572  | 168             | 837            | 1 272          | 252            | 43            | 218              |  |
| 1939 or earlier -----                             | 571  | 6                  | 45                   | 179                  | 230                  | 111               | 57 600           | 4 214  | 402             | 1 571          | 1 491          | 574            | 176           | 206              |  |
| <b>UNITS IN STRUCTURE</b>                         |  |                    |                      |                      |                      |                   |                  |  |                 |                |                |                |               |                  |  |
| 1, detached or attached -----                     | 2 271  | 22                 | 100                  | 357                  | 899                  | 893               | 82 000           | 1 149  | 99              | 334            | 347            | 254            | 115           | 240              |  |
| 2 or more -----                                   | —  | —                  | —                    | —                    | —                    | —                 | —                | 11 766   | 1 715           | 3 584          | 4 406          | 1 428          | 633           | 211              |  |
| Mobile home or trailer -----                      | —  | —                  | —                    | —                    | —                    | —                 | —                | 24   | —               | —              | 11             | 13             | —             | 304              |  |



Table A-14. Value of Owner-Occupied Housing Units With a White Householder: 1980

(Data are estimates based on a sample, see introduction. For meaning of symbols, see introduction. For definitions of terms, see appendixes A and B)

| The SMSA  | Total           | Less than \$10,000 | \$10,000 to \$19,999 | \$20,000 to \$29,999 | \$30,000 to \$39,999 | \$40,000 to \$49,999 | \$50,000 to \$59,999 | \$60,000 to \$79,999 | \$80,000 to \$99,999 | \$100,000 to \$149,999 | \$150,000 or more | Median (dollars) | Mean (dollars) |
|---|-----------------|--------------------|----------------------|----------------------|----------------------|----------------------|----------------------|----------------------|----------------------|------------------------|-------------------|------------------|----------------|
| <b>Specified owner-occupied housing units</b> -----   | <b>281 001</b>  | <b>250</b>         | <b>1 631</b>         | <b>6 383</b>         | <b>14 508</b>        | <b>25 533</b>        | <b>34 455</b>        | <b>78 520</b>        | <b>50 792</b>        | <b>49 413</b>          | <b>19 516</b>     | <b>74 800</b>    | <b>84 300</b>  |
| <b>HOUSEHOLD TYPE AND AGE OF HOUSEHOLDER</b>  |                 |                    |                      |                      |                      |                      |                      |                      |                      |                        |                   |                  |                |
| <b>Married-couple families</b> -----  | <b>225 343</b>  | <b>117</b>         | <b>837</b>           | <b>3 637</b>         | <b>9 399</b>         | <b>17 575</b>        | <b>25 412</b>        | <b>62 833</b>        | <b>43 482</b>        | <b>44 374</b>          | <b>17 677</b>     | <b>77 800</b>    | <b>88 200</b>  |
| 15 to 24 years -----  | 1 013           | -                  | 46                   | 43                   | 61                   | 139                  | 219                  | 362                  | 123                  | 66                     | -                 | 62 300           | 64 400         |
| 25 to 34 years -----  | 34 459          | 12                 | 46                   | 165                  | 834                  | 2 278                | 3 912                | 12 318               | 7 651                | 5 805                  | 1 438             | 76 100           | 83 500         |
| 35 to 44 years -----  | 55 174          | 18                 | 48                   | 368                  | 1 214                | 2 812                | 4 114                | 13 055               | 11 239               | 14 284                 | 6 022             | 88 200           | 99 600         |
| 45 to 64 years -----  | 106 238         | 33                 | 376                  | 1 916                | 4 748                | 8 229                | 12 114               | 28 355               | 20 593               | 21 001                 | 8 873             | 78 200           | 88 800         |
| 65 years and over -----   | 30 459          | 54                 | 367                  | 1 145                | 2 542                | 4 117                | 5 053                | 8 743                | 3 876                | 3 218                  | 1 344             | 63 800           | 72 100         |
| <b>Male householder, no wife present</b> -----  | <b>16 068</b>   | <b>47</b>          | <b>227</b>           | <b>739</b>           | <b>1 550</b>         | <b>2 187</b>         | <b>2 454</b>         | <b>4 191</b>         | <b>2 273</b>         | <b>1 747</b>           | <b>653</b>        | <b>63 500</b>    | <b>71 000</b>  |
| 15 to 24 years -----  | 336             | 5                  | 4                    | 6                    | 40                   | 32                   | 55                   | 86                   | 64                   | 34                     | 10                | 67 600           | 70 900         |
| 25 to 34 years -----  | 2 318           | 10                 | 8                    | 27                   | 142                  | 271                  | 355                  | 668                  | 482                  | 296                    | 59                | 71 000           | 74 500         |
| 35 to 44 years -----  | 2 337           | -                  | -                    | 87                   | 105                  | 209                  | 280                  | 679                  | 400                  | 404                    | 173               | 74 300           | 83 900         |
| 45 to 64 years -----  | 6 229           | 8                  | 128                  | 321                  | 548                  | 813                  | 998                  | 1 633                | 801                  | 735                    | 244               | 63 100           | 70 800         |
| 65 years and over -----   | 4 848           | 24                 | 87                   | 298                  | 715                  | 862                  | 766                  | 1 125                | 526                  | 278                    | 167               | 54 400           | 63 200         |
| <b>Female householder, no husband present</b> -----   | <b>39 590</b>   | <b>86</b>          | <b>567</b>           | <b>2 007</b>         | <b>3 559</b>         | <b>5 771</b>         | <b>6 589</b>         | <b>11 496</b>        | <b>5 037</b>         | <b>3 292</b>           | <b>1 186</b>      | <b>61 900</b>    | <b>67 900</b>  |
| 15 to 24 years -----  | 190             | -                  | 3                    | -                    | 6                    | 39                   | 41                   | 68                   | -                    | 27                     | 6                 | 61 200           | 70 800         |
| 25 to 34 years -----  | 1 856           | -                  | 18                   | 13                   | 125                  | 232                  | 287                  | 653                  | 232                  | 230                    | 66                | 66 800           | 73 900         |
| 35 to 44 years -----  | 4 732           | -                  | 21                   | 127                  | 300                  | 417                  | 551                  | 1 452                | 982                  | 638                    | 244               | 72 500           | 80 100         |
| 45 to 64 years -----  | 15 747          | 49                 | 191                  | 661                  | 1 236                | 2 404                | 2 621                | 4 457                | 2 261                | 1 357                  | 510               | 63 000           | 69 300         |
| 65 years and over -----   | 17 065          | 37                 | 334                  | 1 206                | 1 892                | 2 679                | 3 089                | 4 866                | 1 562                | 1 040                  | 360               | 57 000           | 62 600         |
| <b>Median age</b> -----   | <b>51.4</b>     | <b>63.9</b>        | <b>64.4</b>          | <b>62.1</b>          | <b>59.7</b>          | <b>57.2</b>          | <b>55.5</b>          | <b>51.4</b>          | <b>48.4</b>          | <b>47.1</b>            | <b>47.6</b>       | ...              | ...            |
| <b>YEAR HOUSEHOLDER MOVED INTO UNIT</b>   |                 |                    |                      |                      |                      |                      |                      |                      |                      |                        |                   |                  |                |
| 1979 to March 1980 -----  | 18 992          | 13                 | 28                   | 119                  | 494                  | 938                  | 1 605                | 5 010                | 3 652                | 4 872                  | 2 261             | 86 400           | 98 700         |
| 1975 to 1978 -----  | 56 392          | 6                  | 124                  | 523                  | 1 593                | 3 475                | 5 380                | 15 562               | 11 115               | 12 862                 | 5 752             | 82 500           | 94 800         |
| 1970 to 1974 -----  | 47 130          | 22                 | 119                  | 601                  | 1 657                | 3 116                | 4 412                | 12 468               | 9 725                | 10 484                 | 4 526             | 82 100           | 93 400         |
| 1960 to 1969 -----  | 76 273          | 49                 | 398                  | 1 666                | 3 847                | 6 679                | 8 919                | 20 263               | 14 933               | 14 551                 | 4 968             | 76 500           | 85 100         |
| 1959 or earlier -----   | 82 214          | 160                | 962                  | 3 474                | 6 917                | 11 325               | 14 139               | 25 217               | 11 367               | 6 644                  | 2 009             | 62 700           | 68 000         |
| <b>ROOMS</b>  |                 |                    |                      |                      |                      |                      |                      |                      |                      |                        |                   |                  |                |
| 1 to 3 rooms -----  | 1 069           | 46                 | 109                  | 149                  | 211                  | 157                  | 141                  | 169                  | 49                   | 28                     | 10                | 41 100           | 45 700         |
| 4 rooms -----   | 10 405          | 53                 | 274                  | 1 023                | 1 936                | 2 658                | 2 147                | 1 777                | 308                  | 178                    | 51                | 47 300           | 49 500         |
| 5 rooms -----   | 30 058          | 46                 | 448                  | 1 405                | 3 407                | 5 888                | 6 980                | 9 330                | 1 853                | 628                    | 73                | 54 500           | 56 500         |
| 6 rooms -----   | 70 785          | 60                 | 505                  | 2 369                | 5 428                | 10 132               | 13 357               | 26 151               | 8 741                | 3 570                  | 472               | 62 300           | 64 200         |
| 7 rooms -----   | 68 912          | 16                 | 166                  | 851                  | 2 289                | 4 382                | 7 820                | 24 294               | 17 270               | 10 223                 | 1 601             | 76 200           | 79 900         |
| 8 or more rooms -----   | 99 772          | 29                 | 129                  | 586                  | 1 237                | 2 316                | 4 010                | 16 799               | 22 571               | 34 786                 | 17 309            | 102 700          | 114 100        |
| <b>Median</b> -----   | <b>6.9</b>      | <b>5.1</b>         | <b>5.5</b>           | <b>5.8</b>           | <b>5.8</b>           | <b>5.9</b>           | <b>6.1</b>           | <b>6.6</b>           | <b>7.3</b>           | <b>8.0</b>             | <b>8.5+</b>       | ...              | ...            |
| <b>BEDROOMS</b>   |                 |                    |                      |                      |                      |                      |                      |                      |                      |                        |                   |                  |                |
| None -----  | 77              | 7                  | -                    | 6                    | -                    | 16                   | 11                   | 13                   | 15                   | 9                      | -                 | 58 500           | 61 300         |
| 1 -----   | 4 275           | 39                 | 193                  | 386                  | 658                  | 959                  | 782                  | 907                  | 204                  | 117                    | 30                | 49 000           | 52 300         |
| 2 -----   | 38 864          | 91                 | 629                  | 2 214                | 4 515                | 7 271                | 8 053                | 11 499               | 2 889                | 1 441                  | 262               | 54 700           | 58 100         |
| 3 -----   | 139 045         | 94                 | 637                  | 2 832                | 7 081                | 13 169               | 19 098               | 47 032               | 28 421               | 17 467                 | 3 214             | 71 700           | 75 700         |
| 4 -----   | 77 844          | 11                 | 123                  | 767                  | 1 874                | 3 479                | 5 571                | 16 515               | 16 023               | 23 855                 | 9 626             | 93 100           | 102 300        |
| 5 or more -----   | 20 896          | 8                  | 49                   | 178                  | 380                  | 639                  | 940                  | 2 554                | 3 240                | 6 524                  | 6 384             | 117 900          | 130 500        |
| <b>YEAR STRUCTURE BUILT</b>   |                 |                    |                      |                      |                      |                      |                      |                      |                      |                        |                   |                  |                |
| 1975 to March 1980 -----  | 11 639          | -                  | -                    | 19                   | 17                   | 80                   | 155                  | 1 314                | 1 988                | 5 072                  | 2 994             | 119 900          | 130 800        |
| 1970 to 1974 -----  | 14 141          | 5                  | 11                   | 22                   | 64                   | 174                  | 332                  | 2 164                | 2 997                | 5 441                  | 2 931             | 110 800          | 121 000        |
| 1960 to 1969 -----  | 53 049          | 5                  | 41                   | 172                  | 646                  | 1 374                | 2 920                | 12 172               | 13 496               | 16 521                 | 5 702             | 93 600           | 103 200        |
| 1950 to 1959 -----  | 74 642          | 8                  | 52                   | 653                  | 2 282                | 5 780                | 9 684                | 25 378               | 16 190               | 11 546                 | 3 069             | 74 900           | 81 800         |
| 1940 to 1949 -----  | 36 359          | 54                 | 231                  | 770                  | 2 422                | 4 747                | 6 326                | 12 904               | 5 359                | 2 500                  | 796               | 64 800           | 69 600         |
| 1939 or earlier -----   | 91 171          | 178                | 1 296                | 4 747                | 9 077                | 13 378               | 15 038               | 24 588               | 10 762               | 8 083                  | 4 024             | 61 300           | 69 700         |
| <b>HOUSEHOLD INCOME IN 1979</b>   |                 |                    |                      |                      |                      |                      |                      |                      |                      |                        |                   |                  |                |
| Less than \$5,000 -----   | 9 010           | 50                 | 265                  | 899                  | 1 093                | 1 423                | 1 459                | 2 174                | 789                  | 586                    | 272               | 54 200           | 61 600         |
| \$5,000 to \$9,999 -----  | 16 427          | 69                 | 375                  | 930                  | 2 048                | 3 053                | 3 045                | 4 448                | 1 433                | 753                    | 273               | 54 500           | 59 800         |
| \$10,000 to \$14,999 -----  | 20 227          | 19                 | 646                  | 1 038                | 1 766                | 1 746                | 2 901                | 1 130                | 670                  | 534                    | 134               | 57 600           | 62 600         |
| \$15,000 to \$19,999 -----  | 9 977           | 6                  | 128                  | 439                  | 1 038                | 1 520                | 1 749                | 2 989                | 1 258                | 723                    | 127               | 60 700           | 64 800         |
| \$20,000 to \$24,999 -----  | 27 167          | 16                 | 209                  | 813                  | 2 098                | 4 058                | 4 793                | 8 862                | 3 658                | 2 226                  | 434               | 63 200           | 67 500         |
| \$25,000 to \$29,999 -----  | 33 344          | 37                 | 150                  | 826                  | 2 107                | 3 764                | 5 566                | 11 383               | 5 681                | 3 141                  | 689               | 66 900           | 71 400         |
| \$30,000 to \$34,999 -----  | 68 373          | 35                 | 250                  | 991                  | 3 010                | 6 033                | 8 980                | 22 826               | 14 107               | 10 297                 | 1 844             | 73 200           | 78 200         |
| \$35,000 to \$49,999 -----  | 60 997          | 8                  | 72                   | 610                  | 1 545                | 2 992                | 5 475                | 16 704               | 14 579               | 15 204                 | 3 808             | 84 000           | 91 200         |
| \$50,000 or more -----  | 45 479          | -                  | 15                   | 229                  | 531                  | 924                  | 1 642                | 6 233                | 8 157                | 15 813                 | 11 953            | 115 000          | 126 400        |
| <b>Median</b> -----   | <b>\$29 787</b> | <b>\$10 517</b>    | <b>\$12 666</b>      | <b>\$16 830</b>      | <b>\$19 836</b>      | <b>\$21 174</b>      | <b>\$23 822</b>      | <b>\$27 356</b>      | <b>\$32 929</b>      | <b>\$40 427</b>        | <b>\$56 674</b>   | ...              | ...            |
| <b>Mean</b> -----   | <b>\$34 131</b> | <b>\$13 527</b>    | <b>\$15 307</b>      | <b>\$19 258</b>      | <b>\$21 523</b>      | <b>\$22 721</b>      | <b>\$25 282</b>      | <b>\$29 117</b>      | <b>\$35 628</b>      | <b>\$44 857</b>        | <b>\$69 876</b>   | ...              | ...            |
| <b>MORTGAGE STATUS AND SELECTED MONTHLY OWNER COSTS AS PERCENTAGE OF HOUSEHOLD INCOME IN 1979</b> |                 |                    |                      |                      |                      |                      |                      |                      |                      |                        |                   |                  |                |
| <b>With a mortgage</b> -----  | <b>185 730</b>  | <b>95</b>          | <b>385</b>           | <b>2 353</b>         | <b>6 727</b>         | <b>12 947</b>        | <b>18 734</b>        | <b>50 872</b>        | <b>38 014</b>        | <b>39 826</b>          | <b>15 777</b>     | <b>80 400</b>    | <b>91 000</b>  |
| Less than 15 percent -----  | 53 993          | 52                 | 72                   | 664                  | 2 000                | 3 471                | 5 025                | 13 438               | 11 282               | 12 519                 | 5 470             | 83 800           | 94 800         |
| 15 to 19 percent -----  | 40 904          | 3                  | 60                   | 477                  | 1 350                | 2 688                | 4 020                | 11 301               | 8 734                | 9 097                  | 3 174             | 81 100           | 90 900         |
| 20 to 24 percent -----  | 33 124          | 3                  | 43                   | 279                  | 909                  | 2 192                | 3 483                | 9 289                | 7 140                | 7 222                  | 2 564             | 80 900           | 90 800         |
| 25 to 29 percent -----  | 21 535          | -                  | 47                   | 196                  | 769                  | 1 540                | 2 144                | 6 456                | 4 286                | 4 409                  | 1 688             | 78 900           | 89 300         |
| 30 to 34 percent -----  | 12 195          | 7                  | 55                   | 190                  | 451                  | 925                  | 1 282                | 3 734                | 2 315                | 2 280                  | 956               | 77 100           | 87 300         |
| 35 percent or more -----  | 23 472          | 30                 | 97                   | 507                  | 1 223                | 2 105                | 2 721                | 6 508                | 4 177                | 4 197                  | 1 907             | 75 700           | 86 200         |
| Not computed -----  | 507             | -                  | 11                   | 40                   | 25                   | 26                   | 59                   | 146                  | 80                   | 102                    | 18                | 72 900           | 78 500         |
| <b>Median</b> -----   | <b>19.7</b>     | <b>10-</b>         | <b>26.3</b>          | <b>20.3</b>          | <b>20.0</b>          | <b>20.7</b>          | <b>20.4</b>          | <b>20.3</b>          | <b>19.4</b>          | <b>19.0</b>            | <b>18.8</b>       | ...              | ...            |
| <b>Not mortgaged</b> -----  | <b>95 271</b>   | <b>155</b>         | <b>1 246</b>         | <b>4 030</b>         | <b>7 781</b>         | <b>12 586</b>        | <b>15 721</b>        | <b>27 648</b>        | <b>12 778</b>        | <b>9 587</b>           | <b>3 739</b>      | <b>63 800</b>    | <b>71 400</b>  |
| Less than 10 percent -----  | 27 016          | 40                 | 274                  | 1 004                | 1 798                | 2 777                | 4 007                | 7 960                | 4 264                | 3 333                  | 1 559             | 68 900           | 77 700         |
| 10 to 14 percent -----  | 23 609          | 4                  | 195                  | 719                  | 1 606                | 2 758                | 3 946                | 6 973                | 3 675                | 2 861                  | 872               | 66 800           | 74 200         |
| 15 to 19 percent -----  | 13 675          | 14                 | 148                  | 523                  | 1 066                | 2 012                | 2 174                | 4 116                | 1 780                | 1 368                  | 474               | 63 900           | 70 900         |
| 20 to 24 percent -----  | 8 620           | 37                 | 148                  | 404                  | 842                  | 1 272                | 1 531                | 2 468                | 948                  | 668                    | 302               | 60 500           | 67 300         |
| 25 to 29 percent -----  | 5 103           |                    |                      |                      |                      |                      |                      |                      |                      |                        |                   |                  |                |



Table A-15. Gross Rent of Renter-Occupied Housing Units With a White Householder: 1980

[Data are estimates based on a sample, see Introduction. For meaning of symbols, see Introduction. For definitions of terms, see appendixes A and B.]

| The SMSA  | Total   | Less than \$100 | \$100 to \$149 | \$150 to \$199 | \$200 to \$249 | \$250 to \$299 | \$300 to \$349 | \$350 to \$399 | \$400 to \$499 | \$500 or more | No cash rent | Median (dollars) |
|---|---------|-----------------|----------------|----------------|----------------|----------------|----------------|----------------|----------------|---------------|--------------|------------------|
| Specified renter-occupied housing units.....                              | 182 493 | 5 515           | 6 268          | 16 672         | 31 269         | 37 990         | 33 502         | 19 745         | 16 381         | 9 635         | 5 516        | 288              |
| <b>HOUSEHOLD TYPE AND AGE OF HOUSEHOLDER</b>                              |         |                 |                |                |                |                |                |                |                |               |              |                  |
| <b>Married-couple families</b> .....                                      | 73 391  | 451             | 1 417          | 5 119          | 11 688         | 14 675         | 14 109         | 9 480          | 8 293          | 5 204         | 2 955        | 307              |
| 15 to 24 years.....   | 6 116   | 6               | 39             | 335            | 902            | 1 457          | 1 642          | 864            | 635            | 145           | 91           | 308              |
| 25 to 34 years.....   | 22 470  | 58              | 128            | 1 281          | 2 981          | 4 717          | 5 266          | 3 499          | 2 618          | 1 396         | 526          | 317              |
| 35 to 44 years.....   | 10 384  | 32              | 167            | 780            | 1 755          | 1 953          | 1 658          | 1 194          | 1 291          | 1 051         | 503          | 308              |
| 45 to 64 years.....   | 21 094  | 105             | 460            | 1 531          | 3 632          | 3 920          | 3 406          | 2 580          | 2 433          | 1 837         | 1 190        | 304              |
| 65 years and over.....  | 13 327  | 250             | 623            | 1 192          | 2 418          | 2 628          | 2 137          | 1 343          | 1 316          | 775           | 645          | 286              |
| <b>Male householder, no wife present</b> .....                            | 37 300  | 1 002           | 1 798          | 3 897          | 6 257          | 7 607          | 6 997          | 3 738          | 2 950          | 2 033         | 1 021        | 285              |
| 15 to 24 years.....   | 4 919   | 62              | 191            | 354            | 656            | 1 119          | 1 076          | 664            | 404            | 336           | 57           | 302              |
| 25 to 34 years.....   | 11 976  | 76              | 151            | 705            | 1 759          | 2 685          | 2 799          | 1 451          | 1 236          | 930           | 184          | 309              |
| 35 to 44 years.....   | 5 057   | 28              | 190            | 488            | 815            | 1 122          | 924            | 525            | 465            | 322           | 178          | 291              |
| 45 to 64 years.....   | 9 178   | 217             | 645            | 1 249          | 1 810          | 1 742          | 1 500          | 770            | 589            | 306           | 350          | 263              |
| 65 years and over.....  | 6 170   | 619             | 621            | 1 101          | 1 217          | 939            | 698            | 328            | 256            | 139           | 252          | 226              |
| <b>Female householder, no husband present</b> .....                       | 71 802  | 4 062           | 3 053          | 7 656          | 13 324         | 15 708         | 12 396         | 6 527          | 5 138          | 2 938         | 1 540        | 272              |
| 15 to 24 years.....   | 5 361   | 65              | 179            | 471            | 1 396          | 1 396          | 1 144          | 519            | 413            | 156           | 42           | 285              |
| 25 to 34 years.....   | 14 389  | 120             | 210            | 907            | 2 326          | 3 925          | 3 355          | 1 712          | 1 132          | 580           | 122          | 296              |
| 35 to 44 years.....   | 7 682   | 100             | 124            | 526            | 1 263          | 1 545          | 1 500          | 1 043          | 936            | 518           | 127          | 307              |
| 45 to 64 years.....   | 17 920  | 565             | 729            | 2 157          | 3 640          | 3 922          | 2 917          | 1 656          | 1 347          | 632           | 355          | 272              |
| 65 years and over.....  | 26 450  | 3 212           | 1 811          | 3 595          | 5 119          | 4 920          | 3 480          | 1 597          | 1 310          | 512           | 894          | 241              |
| Median age.....   | 46.5    | 72.7            | 64.5           | 57.1           | 50.8           | 42.6           | 38.0           | 38.4           | 40.7           | 41.6          | 55.8         | ...              |
| <b>YEAR HOUSEHOLDER MOVED INTO UNIT</b>                                   |         |                 |                |                |                |                |                |                |                |               |              |                  |
| 1979 to March 1980.....   | 49 025  | 914             | 1 274          | 3 315          | 6 062          | 9 253          | 10 138         | 6 457          | 6 139          | 4 790         | 683          | 317              |
| 1975 to 1978.....   | 63 110  | 1 602           | 1 884          | 4 922          | 10 254         | 13 665         | 13 009         | 7 587          | 5 851          | 3 199         | 1 137        | 295              |
| 1970 to 1974.....   | 29 690  | 1 302           | 1 039          | 3 131          | 5 827          | 6 704          | 4 918          | 2 856          | 2 229          | 778           | 906          | 274              |
| 1960 to 1969.....   | 26 359  | 1 275           | 1 174          | 3 271          | 5 598          | 5 728          | 3 865          | 2 198          | 1 609          | 587           | 1 054        | 261              |
| 1959 or earlier.....  | 14 309  | 422             | 897            | 2 033          | 3 528          | 2 640          | 1 572          | 647            | 553            | 281           | 1 736        | 242              |
| <b>ROOMS</b>  |         |                 |                |                |                |                |                |                |                |               |              |                  |
| 1 room.....   | 6 948   | 1 455           | 965            | 1 711          | 1 378          | 867            | 295            | 122            | 20             | 47            | 88           | 177              |
| 2 rooms.....  | 12 237  | 1 334           | 1 357          | 2 375          | 3 092          | 2 279          | 1 079          | 328            | 118            | 57            | 218          | 216              |
| 3 rooms.....  | 54 458  | 1 776           | 2 199          | 6 448          | 11 760         | 14 412         | 10 618         | 4 330          | 2 007          | 423           | 485          | 267              |
| 4 rooms.....  | 54 769  | 746             | 1 057          | 3 825          | 9 021          | 12 169         | 13 003         | 7 361          | 5 119          | 1 476         | 992          | 300              |
| 5 rooms.....  | 33 025  | 145             | 448            | 1 811          | 4 499          | 6 054          | 5 987          | 5 325          | 5 555          | 2 030         | 1 171        | 325              |
| 6 rooms.....  | 13 402  | 31              | 193            | 420            | 1 268          | 1 794          | 1 990          | 1 722          | 2 465          | 2 629         | 890          | 366              |
| 7 or more rooms.....  | 7 654   | 28              | 49             | 82             | 251            | 415            | 530            | 557            | 1 097          | 2 973         | 1 672        | 498              |
| Median.....   | 3.8     | 2.5             | 2.9            | 3.2            | 3.4            | 3.6            | 3.9            | 4.2            | 4.7            | 5.8           | 5.3          | ...              |
| <b>PLUMBING FACILITIES BY PERSONS PER ROOM AND POVERTY STATUS IN 1979</b> |         |                 |                |                |                |                |                |                |                |               |              |                  |
| All income levels in 1979.....  | 182 493 | 5 515           | 6 268          | 16 672         | 31 269         | 37 990         | 33 502         | 19 745         | 16 381         | 9 635         | 5 516        | 288              |
| Complete plumbing for exclusive use.....                                  | 178 039 | 5 192           | 5 558          | 15 908         | 30 362         | 37 389         | 33 028         | 19 439         | 16 201         | 9 597         | 5 365        | 290              |
| 0.50 or less.....   | 109 210 | 3 330           | 3 587          | 9 237          | 17 401         | 22 850         | 21 013         | 11 557         | 10 201         | 6 372         | 3 647        | 293              |
| 0.51 to 1.00.....   | 62 591  | 1 781           | 1 818          | 5 997          | 11 166         | 13 090         | 11 045         | 7 445          | 5 651          | 3 094         | 1 504        | 288              |
| 1.01 to 1.50.....   | 4 737   | 51              | 88             | 497            | 1 256          | 1 132          | 785            | 348            | 309            | 125           | 146          | 266              |
| 1.51 or more.....   | 1 501   | 30              | 65             | 177            | 539            | 317            | 185            | 89             | 25             | 6             | 68           | 242              |
| Locking complete plumbing for exclusive use.....                          | 4 454   | 323             | 710            | 764            | 907            | 601            | 474            | 306            | 180            | 38            | 151          | 224              |
| 0.50 or less.....   | 1 842   | 97              | 216            | 272            | 369            | 293            | 238            | 168            | 91             | 18            | 80           | 240              |
| 0.51 to 1.00.....   | 2 315   | 200             | 484            | 425            | 449            | 274            | 186            | 129            | 83             | 20            | 65           | 203              |
| 1.01 to 1.50.....   | 197     | 13              | 5              | 52             | 70             | 13             | 28             | 4              | 6              | —             | 6            | 215              |
| 1.51 or more.....   | 100     | 13              | 5              | 15             | 19             | 21             | 22             | 5              | —              | —             | —            | 246              |
| Income in 1979 below poverty level.....                                   | 23 036  | 2 788           | 1 296          | 3 402          | 5 020          | 4 359          | 2 778          | 1 390          | 925            | 488           | 590          | 239              |
| Complete plumbing for exclusive use.....                                  | 21 991  | 2 621           | 1 080          | 3 225          | 4 802          | 4 248          | 2 741          | 1 342          | 908            | 488           | 536          | 241              |
| 1.01 or more persons per room.....  | 1 628   | 30              | 60             | 259            | 408            | 489            | 230            | 72             | 48             | 17            | 15           | 255              |
| Locking complete plumbing for exclusive use.....                          | 1 045   | 167             | 216            | 177            | 218            | 111            | 37             | 48             | 17             | —             | 54           | 177              |
| 1.01 or more persons per room.....  | 134     | 21              | —              | 30             | 30             | 21             | 17             | 9              | 6              | —             | —            | 213              |
| <b>BEDROOMS</b>   |         |                 |                |                |                |                |                |                |                |               |              |                  |
| None.....   | 8 328   | 1 544           | 1 084          | 1 962          | 1 847          | 1 198          | 380            | 144            | 20             | 53            | 96           | 186              |
| 1.....  | 85 414  | 3 023           | 3 638          | 9 603          | 16 301         | 20 921         | 18 041         | 7 847          | 4 012          | 1 034         | 994          | 274              |
| 2.....  | 62 125  | 807             | 1 227          | 4 126          | 10 060         | 12 141         | 11 560         | 8 796          | 8 487          | 3 190         | 1 731        | 308              |
| 3.....  | 21 302  | 102             | 243            | 901            | 2 777          | 3 325          | 3 058          | 2 620          | 3 205          | 3 434         | 1 637        | 341              |
| 4.....  | 4 170   | 25              | 52             | 69             | 254            | 349            | 414            | 318            | 529            | 1 433         | 727          | 445              |
| 5 or more.....  | 1 154   | 14              | 24             | 11             | 30             | 56             | 49             | 20             | 128            | 491           | 331          | 500+             |
| <b>UNITS IN STRUCTURE</b>   |         |                 |                |                |                |                |                |                |                |               |              |                  |
| 1, detached or attached.....  | 16 905  | 78              | 235            | 509            | 1 020          | 1 503          | 1 820          | 1 613          | 2 569          | 4 505         | 3 053        | 406              |
| 2.....  | 38 496  | 209             | 1 076          | 3 244          | 6 844          | 8 514          | 7 130          | 4 644          | 4 323          | 1 431         | 1 081        | 293              |
| 3 and 4.....  | 33 663  | 234             | 4 277          | 7 680          | 8 591          | 5 731          | 3 088          | 1 729          | 613            | 453           | 268          | 688              |
| 5 to 9.....   | 16 985  | 681             | 949            | 2 217          | 3 820          | 3 633          | 2 703          | 1 525          | 945            | 309           | 203          | 260              |
| 10 to 49.....   | 47 968  | 868             | 976            | 3 461          | 7 910          | 11 304         | 11 600         | 5 795          | 4 136          | 1 372         | 546          | 297              |
| 50 or more.....   | 28 223  | 3 429           | 1 731          | 2 899          | 3 968          | 4 401          | 4 498          | 3 064          | 2 674          | 1 391         | 168          | 274              |
| Mobile home or trailer, etc.....  | 253     | 16              | 34             | 65             | 27             | 44             | 20             | 16             | 5              | 14            | 12           | 211              |
| <b>YEAR STRUCTURE BUILT</b>   |         |                 |                |                |                |                |                |                |                |               |              |                  |
| 1975 to March 1980.....   | 8 637   | 815             | 778            | 707            | 628            | 522            | 1 214          | 1 039          | 1 408          | 1 440         | 86           | 334              |
| 1970 to 1974.....   | 11 861  | 700             | 230            | 627            | 750            | 1 555          | 3 188          | 2 310          | 1 595          | 759           | 147          | 331              |
| 1960 to 1969.....   | 38 710  | 1 895           | 716            | 1 035          | 3 440          | 8 967          | 10 122         | 5 561          | 4 212          | 2 016         | 746          | 314              |
| 1950 to 1959.....   | 25 773  | 494             | 615            | 1 949          | 4 484          | 5 771          | 4 828          | 2 966          | 2 265          | 1 513         | 888          | 293              |
| 1940 to 1949.....   | 27 550  | 625             | 668            | 2 694          | 5 726          | 6 706          | 4 469          | 2 493          | 2 264          | 1 188         | 717          | 277              |
| 1939 or earlier.....  | 69 962  | 986             | 3 261          | 9 660          | 16 241         | 14 469         | 9 681          | 5 376          | 4 637          | 2 719         | 2 932        | 261              |
| <b>STORIES IN STRUCTURE</b>   |         |                 |                |                |                |                |                |                |                |               |              |                  |
| 1 to 3.....   | 153 707 | 2 001           | 4 253          | 12 342         | 24 541         | 33 992         | 30 571         | 17 698         | 14 603         | 8 465         | 5 241        | 296              |
| 4 or more.....  | 28 786  | 3 514           | 2 015          | 4 330          | 6 728          | 3 998          | 2 931          | 2 047          | 1 778          | 1 170         | 275          | 234              |
| With elevator.....  | 21 947  | 3 410           | 1 620          | 2 896          | 4 295          | 2 669          | 2 280          | 1 854          | 1 630          | 1 134         | 159          | 236              |
| <b>GROSS RENT AS PERCENTAGE OF HOUSEHOLD INCOME IN 1979</b>               |         |                 |                |                |                |                |                |                |                |               |              |                  |
| Less than 15 percent.....   | 36 618  | 1 074           | 1 797          | 4 870          | 7 684          | 7 976          | 6 061          | 3 163          | 2 371          | 1 622         | ...          | 269              |
| 15 to 19 percent.....   | 30 383  | 775             | 733            | 2 314          | 4 834          | 7 035          | 6 534          | 3 895          | 2 726          | 1 537         | ...          | 297              |
| 20 to 24 percent.....   | 26 038  | 1 582           | 735            | 1 548          | 3 991          | 5 496          | 5 376          | 3 208          | 2 640          | 1 462         | ...          | 297              |
| 25 to 29 percent.....   | 18 472  | 1 033           | 709            | 1 181          | 2 497          | 3 754          | 3 548          | 2 450          | 2 169          | 1 131         | ...          | 301              |
| 30 to 34 percent.....   | 12 919  | 303             | 505            | 947            | 1 838          | 2 659          | 2 644          | 1 575          | 1 540          | 908           | ...          | 304              |
| 35 to 49 percent.....   | 19 887  | 309             | 918            | 1 800          | 3 189          | 4 023          | 3 696          | 2 318          | 2 225          | 1 409         | ...          | 296              |
| 50 percent or more.....   | 30 025  | 247             | 722            | 3 596          | 6 600          | 6 574          | 5 318          | 2 921          | 2 615          | 1 432         | ...          | 280              |
| Not computed.....   | 8 151   | 192             | 149            | 416            | 636            | 473            | 325            | 215            | 95             | 134           | 5 516        | 245              |
| Median.....   | 23.9    | 22.6            | 23.6           | 23.0           | 23.5           | 23.4           | 23.7           | 24.2           | 25.9           | 25.6          | ...          | ...              |
| <b>SELECTED CHARACTERISTICS</b>   |         |                 |                |                |                |                |                |                |                |               |              |                  |

**Table A-16. Income and Poverty Status in 1979 of Owner-Occupied Housing Units With a White Householder: 1980**

[Data are estimates based on a sample, see Introduction. For meaning of symbols, see Introduction. For definitions of terms, see appendixes A and B]

| The SMSA  | Household income in 1979 |                   |                    |                      |                      |                      |                      |                      |                  |                  |                | Income in 1979 below poverty level |               |
|---|--------------------------|-------------------|--------------------|----------------------|----------------------|----------------------|----------------------|----------------------|------------------|------------------|----------------|------------------------------------|---------------|
|   | Total                    | Less than \$5,000 | \$5,000 to \$9,999 | \$10,000 to \$14,999 | \$15,000 to \$19,999 | \$20,000 to \$24,999 | \$25,000 to \$34,999 | \$35,000 to \$49,999 | \$50,000 or more | Median (dollars) | Mean (dollars) |                                    |               |
| <b>Owner-occupied housing units</b> .....   | <b>336 056</b>           | <b>13 288</b>     | <b>22 583</b>      | <b>13 305</b>        | <b>12 987</b>        | <b>33 671</b>        | <b>40 144</b>        | <b>79 806</b>        | <b>69 026</b>    | <b>51 246</b>    | <b>28 667</b>  | <b>33 117</b>                      | <b>10 422</b> |
| <b>HOUSEHOLD TYPE AND AGE OF HOUSEHOLDER</b>  |                          |                   |                    |                      |                      |                      |                      |                      |                  |                  |                |                                    |               |
| <b>Married-couple families</b> .....  | <b>263 931</b>           | <b>3 031</b>      | <b>10 074</b>      | <b>7 498</b>         | <b>7 855</b>         | <b>24 004</b>        | <b>31 880</b>        | <b>69 110</b>        | <b>62 655</b>    | <b>47 824</b>    | <b>31 536</b>  | <b>36 771</b>                      | <b>3 700</b>  |
| 15 to 24 years .....  | 1 301                    | 13                | 46                 | 80                   | 94                   | 220                  | 292                  | 381                  | 145              | 30               | 22 728         | 24 276                             | 19            |
| 25 to 34 years .....  | 39 295                   | 446               | 524                | 726                  | 971                  | 4 536                | 6 672                | 13 452               | 8 626            | 3 372            | 28 794         | 31 329                             | 580           |
| 35 to 44 years .....  | 60 430                   | 446               | 736                | 844                  | 1 030                | 4 677                | 7 909                | 18 287               | 15 584           | 10 917           | 32 623         | 38 199                             | 848           |
| 45 to 64 years .....  | 124 994                  | 1 007             | 2 432              | 2 321                | 2 030                | 8 744                | 12 778               | 31 146               | 34 216           | 29 919           | 35 479         | 41 276                             | 1 337         |
| 65 years and over .....   | 37 911                   | 1 149             | 6 336              | 3 527                | 3 329                | 5 827                | 4 229                | 5 844                | 4 084            | 3 586            | 18 925         | 25 711                             | 916           |
| <b>Male householder, no wife present</b> .....  | <b>21 211</b>            | <b>1 665</b>      | <b>2 302</b>       | <b>1 408</b>         | <b>1 264</b>         | <b>2 763</b>         | <b>4 176</b>         | <b>4 176</b>         | <b>3 015</b>     | <b>1 905</b>     | <b>22 013</b>  | <b>25 461</b>                      | <b>1 055</b>  |
| 15 to 24 years .....  | 1 425                    | 33                | 32                 | 36                   | 51                   | 83                   | 65                   | 48                   | 52               | 25               | 19 030         | 23 881                             | 37            |
| 25 to 34 years .....  | 3 002                    | 104               | 62                 | 114                  | 176                  | 434                  | 579                  | 812                  | 521              | 200              | 25 252         | 27 881                             | 104           |
| 35 to 44 years .....  | 3 123                    | 92                | 70                 | 148                  | 54                   | 367                  | 388                  | 836                  | 694              | 474              | 29 368         | 33 318                             | 103           |
| 45 to 64 years .....  | 8 124                    | 440               | 483                | 440                  | 431                  | 1 148                | 1 219                | 1 716                | 1 353            | 894              | 24 532         | 28 626                             | 370           |
| 65 years and over .....   | 6 537                    | 996               | 1 655              | 670                  | 552                  | 731                  | 462                  | 764                  | 395              | 312              | 12 304         | 17 455                             | 441           |
| <b>Female householder, no husband present</b> .....   | <b>50 914</b>            | <b>8 592</b>      | <b>10 207</b>      | <b>4 399</b>         | <b>3 868</b>         | <b>6 904</b>         | <b>5 551</b>         | <b>6 520</b>         | <b>3 356</b>     | <b>1 517</b>     | <b>13 960</b>  | <b>17 279</b>                      | <b>5 667</b>  |
| 15 to 24 years .....  | 280                      | 109               | 42                 | 24                   | 10                   | 18                   | 27                   | 33                   | 13               | 4                | 8 036          | 12 593                             | 104           |
| 25 to 34 years .....  | 2 477                    | 434               | 283                | 269                  | 220                  | 463                  | 261                  | 329                  | 157              | 61               | 15 316         | 17 100                             | 521           |
| 35 to 44 years .....  | 5 595                    | 535               | 747                | 405                  | 402                  | 1 212                | 718                  | 890                  | 459              | 227              | 17 491         | 20 134                             | 778           |
| 45 to 64 years .....  | 19 512                   | 1 825             | 2 629              | 1 718                | 1 825                | 3 060                | 2 818                | 3 326                | 1 650            | 661              | 17 575         | 20 233                             | 1 588         |
| 65 years and over .....   | 23 050                   | 5 689             | 6 506              | 1 983                | 1 411                | 2 151                | 1 727                | 1 942                | 1 077            | 564              | 9 399          | 14 162                             | 2 676         |
| <b>Median age</b> .....   | <b>52.0</b>              | <b>68.2</b>       | <b>69.0</b>        | <b>63.5</b>          | <b>61.0</b>          | <b>54.8</b>          | <b>49.4</b>          | <b>47.8</b>          | <b>49.1</b>      | <b>51.0</b>      | <b>...</b>     | <b>...</b>                         | <b>59.8</b>   |
| <b>YEAR HOUSEHOLDER MOVED INTO UNIT</b>   |                          |                   |                    |                      |                      |                      |                      |                      |                  |                  |                |                                    |               |
| 1979 to March 1980 .....  | 22 895                   | 331               | 532                | 645                  | 710                  | 2 234                | 2 935                | 6 426                | 5 403            | 3 679            | 31 122         | 35 681                             | 374           |
| 1975 to 1978 .....  | 66 778                   | 1 315             | 1 800              | 1 435                | 1 750                | 6 179                | 8 713                | 19 110               | 15 661           | 10 815           | 31 038         | 35 710                             | 1 535         |
| 1970 to 1974 .....  | 55 449                   | 1 308             | 2 128              | 1 463                | 1 488                | 5 534                | 7 298                | 13 926               | 12 181           | 10 123           | 30 577         | 36 499                             | 1 575         |
| 1960 to 1969 .....  | 88 494                   | 2 387             | 4 509              | 3 117                | 2 997                | 7 666                | 10 082               | 21 262               | 20 109           | 16 365           | 30 996         | 35 921                             | 2 180         |
| 1959 or earlier .....   | 102 440                  | 7 947             | 13 614             | 6 645                | 6 042                | 12 058               | 11 116               | 19 082               | 15 672           | 10 264           | 21 992         | 26 599                             | 4 758         |
| <b>SELECTED CHARACTERISTICS</b>   |                          |                   |                    |                      |                      |                      |                      |                      |                  |                  |                |                                    |               |
| <b>Complete plumbing for exclusive use</b> .....  | <b>334 564</b>           | <b>13 131</b>     | <b>22 360</b>      | <b>13 230</b>        | <b>12 896</b>        | <b>33 403</b>        | <b>39 957</b>        | <b>79 565</b>        | <b>68 801</b>    | <b>51 221</b>    | <b>28 718</b>  | <b>33 173</b>                      | <b>10 299</b> |
| 1.01 or more persons per room .....   | 3 684                    | 78                | 98                 | 114                  | 97                   | 439                  | 572                  | 1 112                | 712              | 462              | 28 315         | 31 390                             | 198           |
| <b>Lacking complete plumbing for exclusive use</b> .....  | <b>1 492</b>             | <b>157</b>        | <b>223</b>         | <b>75</b>            | <b>91</b>            | <b>268</b>           | <b>187</b>           | <b>241</b>           | <b>225</b>       | <b>25</b>        | <b>18 957</b>  | <b>20 497</b>                      | <b>123</b>    |
| 1.01 or more persons per room .....   | 80                       | 16                | -                  | -                    | -                    | 3                    | 16                   | 25                   | 20               | -                | 26 250         | 24 361                             | 16            |
| <b>Heating equipment</b> .....  | <b>335 965</b>           | <b>13 257</b>     | <b>22 583</b>      | <b>13 300</b>        | <b>12 987</b>        | <b>33 663</b>        | <b>40 133</b>        | <b>79 795</b>        | <b>69 021</b>    | <b>51 226</b>    | <b>28 668</b>  | <b>33 119</b>                      | <b>10 398</b> |
| Central heating system .....  | 328 493                  | 12 587            | 21 703             | 12 829               | 12 624               | 32 727               | 39 171               | 78 104               | 67 984           | 50 764           | 28 845         | 33 329                             | 9 827         |
| <b>Air conditioning</b> .....   | <b>240 972</b>           | <b>7 027</b>      | <b>13 143</b>      | <b>8 084</b>         | <b>8 242</b>         | <b>22 471</b>        | <b>28 494</b>        | <b>59 154</b>        | <b>52 744</b>    | <b>41 613</b>    | <b>30 256</b>  | <b>35 333</b>                      | <b>6 129</b>  |
| Central system .....  | 70 015                   | 1 191             | 1 965              | 1 437                | 1 497                | 4 017                | 5 683                | 14 351               | 17 926           | 21 948           | 38 185         | 46 403                             | 1 253         |
| <b>Vehicles available</b> .....   | <b>320 549</b>           | <b>8 073</b>      | <b>17 154</b>      | <b>11 886</b>        | <b>12 152</b>        | <b>32 490</b>        | <b>39 516</b>        | <b>79 290</b>        | <b>68 851</b>    | <b>51 137</b>    | <b>29 619</b>  | <b>34 260</b>                      | <b>7 650</b>  |
| 1 .....   | 87 627                   | 5 714             | 12 449             | 7 578                | 7 048                | 14 013               | 12 785               | 15 486               | 8 301            | 4 253            | 18 879         | 21 716                             | 4 475         |
| 2 or more .....   | 232 922                  | 2 359             | 4 705              | 4 308                | 5 104                | 18 477               | 26 731               | 63 804               | 60 550           | 46 884           | 33 338         | 38 980                             | 3 175         |
| <b>House heating fuel</b> .....   | <b>335 965</b>           | <b>13 257</b>     | <b>22 583</b>      | <b>13 300</b>        | <b>12 987</b>        | <b>33 663</b>        | <b>40 133</b>        | <b>79 795</b>        | <b>69 021</b>    | <b>51 226</b>    | <b>28 668</b>  | <b>33 119</b>                      | <b>10 398</b> |
| Utility gas .....   | 170 439                  | 5 286             | 9 370              | 5 656                | 6 028                | 15 240               | 19 064               | 40 620               | 37 691           | 31 484           | 30 779         | 35 754                             | 4 307         |
| Bottled, tank, or LP gas .....  | 1 431                    | 152               | 124                | 97                   | 88                   | 246                  | 181                  | 301                  | 128              | 114              | 20 206         | 24 078                             | 134           |
| Electricity .....   | 7 640                    | 265               | 423                | 253                  | 262                  | 825                  | 944                  | 1 872                | 1 478            | 1 318            | 29 135         | 34 767                             | 256           |
| Fuel oil, kerosene, etc. ....   | 154 145                  | 7 438             | 12 498             | 7 152                | 6 499                | 17 032               | 19 588               | 36 442               | 29 281           | 18 215           | 26 599         | 30 321                             | 5 609         |
| Other .....   | 2 310                    | 116               | 168                | 142                  | 110                  | 320                  | 356                  | 560                  | 443              | 95               | 24 075         | 25 579                             | 92            |
| <b>Median rooms</b> .....   | <b>6.7</b>               | <b>5.6</b>        | <b>5.7</b>         | <b>5.9</b>           | <b>6.0</b>           | <b>6.1</b>           | <b>6.4</b>           | <b>6.7</b>           | <b>7.2</b>       | <b>8.1</b>       | <b>...</b>     | <b>...</b>                         | <b>5.9</b>    |
| <b>Specified owner-occupied housing units</b> .....   | <b>281 001</b>           | <b>9 010</b>      | <b>16 427</b>      | <b>10 227</b>        | <b>9 977</b>         | <b>27 167</b>        | <b>33 344</b>        | <b>68 373</b>        | <b>60 997</b>    | <b>45 479</b>    | <b>29 787</b>  | <b>34 131</b>                      | <b>7 157</b>  |
| <b>MORTGAGE STATUS AND SELECTED MONTHLY OWNER COSTS</b>   |                          |                   |                    |                      |                      |                      |                      |                      |                  |                  |                |                                    |               |
| <b>With a mortgage</b> .....  | <b>185 730</b>           | <b>3 022</b>      | <b>4 476</b>       | <b>3 834</b>         | <b>4 453</b>         | <b>15 656</b>        | <b>22 466</b>        | <b>49 964</b>        | <b>46 424</b>    | <b>35 435</b>    | <b>32 483</b>  | <b>37 490</b>                      | <b>3 605</b>  |
| Less than \$200 .....   | 825                      | 90                | 128                | 48                   | 59                   | 96                   | 89                   | 175                  | 89               | 51               | 18 536         | 22 290                             | 73            |
| \$200 to \$249 .....  | 2 193                    | 96                | 178                | 91                   | 108                  | 379                  | 335                  | 559                  | 313              | 134              | 23 133         | 25 598                             | 80            |
| \$250 to \$299 .....  | 7 754                    | 267               | 434                | 321                  | 397                  | 1 193                | 1 206                | 2 164                | 1 256            | 516              | 24 982         | 26 842                             | 227           |
| \$300 to \$349 .....  | 15 921                   | 323               | 633                | 586                  | 652                  | 1 802                | 2 637                | 4 582                | 3 560            | 1 141            | 27 380         | 28 980                             | 314           |
| \$350 to \$399 .....  | 20 992                   | 472               | 606                | 588                  | 815                  | 2 345                | 3 191                | 6 305                | 4 772            | 1 898            | 28 156         | 30 471                             | 506           |
| \$400 to \$499 .....  | 42 800                   | 630               | 1 196              | 1 065                | 1 152                | 4 636                | 6 419                | 12 540               | 9 960            | 5 202            | 28 799         | 32 186                             | 865           |
| \$500 to \$599 .....  | 34 491                   | 444               | 650                | 557                  | 622                  | 2 925                | 4 694                | 10 671               | 8 293            | 5 635            | 30 407         | 35 689                             | 625           |
| \$600 to \$749 .....  | 31 576                   | 384               | 413                | 345                  | 401                  | 1 526                | 2 754                | 8 479                | 9 718            | 7 556            | 33 869         | 41 766                             | 540           |
| \$750 or more .....   | 29 178                   | 311               | 238                | 233                  | 247                  | 754                  | 1 141                | 4 489                | 8 463            | 13 302           | 37 356         | 56 615                             | 375           |
| <b>Median</b> .....   | <b>\$507</b>             | <b>\$440</b>      | <b>\$419</b>       | <b>\$430</b>         | <b>\$418</b>         | <b>\$442</b>         | <b>\$458</b>         | <b>\$489</b>         | <b>\$539</b>     | <b>\$662</b>     | <b>...</b>     | <b>...</b>                         | <b>\$467</b>  |
| <b>Not mortgaged</b> .....  | <b>95 271</b>            | <b>5 988</b>      | <b>11 951</b>      | <b>6 393</b>         | <b>5 524</b>         | <b>11 511</b>        | <b>10 878</b>        | <b>18 409</b>        | <b>14 573</b>    | <b>10 044</b>    | <b>22 642</b>  | <b>27 584</b>                      | <b>3 552</b>  |
| Less than \$50 .....  | 41                       | 13                | -                  | 4                    | -                    | 8                    | -                    | 7                    | 9                | -                | 16 094         | 20 998                             | 13            |
| \$50 to \$74 .....  | 94                       | 40                | 25                 | 4                    | -                    | 13                   | -                    | 4                    | -                | -                | 5 921          | 8 316                              | 26            |
| \$75 to \$99 .....  | 331                      | 120               | 86                 | -                    | 37                   | 13                   | 32                   | 21                   | 22               | -                | 7 473          | 11 997                             | 51            |
| \$100 to \$124 .....  | 964                      | 229               | 262                | 76                   | 62                   | 124                  | 53                   | 81                   | 62               | 15               | 9 741          | 14 013                             | 127           |
| \$125 to \$149 .....  | 2 304                    | 426               | 528                | 181                  | 151                  | 285                  | 272                  | 300                  | 114              | 47               | 12 781         | 15 840                             | 260           |
| \$150 to \$199 .....  | 15 013                   | 1 629             | 3 004              | 1 504                | 1 281                | 2 130                | 1 626                | 2 303                | 1 164            | 372              | 15 207         | 18 267                             | 881           |
| \$200 to \$249 .....  | 27 276                   | 1 709             | 4 267              | 2 257                | 1 729                | 3 739                | 3 302                | 5 405                | 3 674            | 1 194            | 19 194         | 22 435                             | 1 037         |
| \$250 or more .....   | 49 248                   | 1 822             | 3 779              | 2 367                | 2 256                | 5 199                | 5 593                | 10 292               | 9 524            | 8 416            | 28 185         | 34 239                             | 1 157         |
| <b>Median</b> .....   | <b>\$250+</b>            | <b>\$216</b>      | <b>\$224</b>       | <b>\$232</b>         | <b>\$235</b>         | <b>\$243</b>         | <b>\$250+</b>        | <b>\$250+</b>        | <b>\$250+</b>    | <b>\$250+</b>    | <b>...</b>     | <b>...</b>                         | <b>\$220</b>  |
| <b>MORTGAGE STATUS AND SELECTED MONTHLY OWNER COSTS AS PERCENTAGE OF HOUSEHOLD INCOME IN 1979</b> |                          |                   |                    |                      |                      |                      |                      |                      |                  |                  |                |                                    |               |
| <b>With a mortgage</b> .....  | <b>185 730</b>           | <b>3 022</b>      | <b>4 476</b>       | <b>3 834</b>         | <b>4 453</b>         | <b>15 656</b>        | <b>22 466</b>        | <b>49 964</b>        | <b>46 424</b>    | <b>35 435</b>    | <b>32 483</b>  | <b>37 490</b>                      | <b>3 605</b>  |
| Less than 15 percent .....  | 53 993                   | -                 | -                  | -                    | 12                   | 149                  | 784                  | 8 885                | 19 348           |                  |                |                                    |               |



Table A-17. Income and Poverty Status in 1979 of Renter-Occupied Housing Units With a White Householder: 1980

[Data are estimates based on a sample, see Introduction. For meaning of symbols, see Introduction. For definitions of terms, see appendixes A and B]

| The SMSA   | Household income in 1979 |                   |                    |                      |                      |                      |                      |                      |                      |                  |                  | Income in 1979 below poverty level |                |
|--|--------------------------|-------------------|--------------------|----------------------|----------------------|----------------------|----------------------|----------------------|----------------------|------------------|------------------|------------------------------------|----------------|
|  | Total                    | Less than \$5,000 | \$5,000 to \$9,999 | \$10,000 to \$12,499 | \$12,500 to \$14,999 | \$15,000 to \$19,999 | \$20,000 to \$24,999 | \$25,000 to \$34,999 | \$35,000 to \$49,999 | \$50,000 or more | Median (dollars) |                                    | Mean (dollars) |
| <b>Renter-occupied housing units</b> .....               | <b>184 581</b>           | <b>29 065</b>     | <b>30 915</b>      | <b>17 327</b>        | <b>15 148</b>        | <b>30 479</b>        | <b>22 518</b>        | <b>24 394</b>        | <b>10 400</b>        | <b>4 335</b>     | <b>14 973</b>    | <b>17 243</b>                      | <b>23 231</b>  |
| <b>HOUSEHOLD TYPE AND AGE OF HOUSEHOLDER</b>             |                          |                   |                    |                      |                      |                      |                      |                      |                      |                  |                  |                                    |                |
| <b>Married-couple families</b> .....                     | <b>74 553</b>            | <b>3 720</b>      | <b>8 508</b>       | <b>5 704</b>         | <b>5 636</b>         | <b>14 085</b>        | <b>12 247</b>        | <b>15 277</b>        | <b>6 794</b>         | <b>2 582</b>     | <b>19 863</b>    | <b>21 950</b>                      | <b>4 500</b>   |
| 15 to 24 years .....                                     | 6 171                    | 397               | 642                | 587                  | 648                  | 1 395                | 1 268                | 1 054                | 162                  | 18               | 18 304           | 18 140                             | 459            |
| 25 to 34 years .....                                     | 22 777                   | 901               | 1 570              | 1 668                | 1 695                | 4 870                | 4 591                | 5 043                | 1 689                | 390              | 20 632           | 21 620                             | 1 325          |
| 35 to 44 years .....                                     | 10 629                   | 439               | 727                | 620                  | 795                  | 2 246                | 1 914                | 2 417                | 1 136                | 335              | 21 085           | 22 937                             | 705            |
| 45 to 64 years .....                                     | 21 451                   | 943               | 1 598              | 1 228                | 1 306                | 3 459                | 3 409                | 4 967                | 3 089                | 1 452            | 23 050           | 26 068                             | 1 200          |
| 65 years and over .....                                  | 13 525                   | 1 040             | 3 971              | 1 601                | 1 192                | 2 115                | 1 065                | 1 436                | 718                  | 387              | 12 816           | 16 935                             | 811            |
| <b>Male householder, no wife present</b> .....           | <b>37 802</b>            | <b>4 843</b>      | <b>5 757</b>       | <b>3 632</b>         | <b>3 172</b>         | <b>6 701</b>         | <b>5 194</b>         | <b>5 089</b>         | <b>2 061</b>         | <b>1 353</b>     | <b>16 038</b>    | <b>18 626</b>                      | <b>3 542</b>   |
| 15 to 24 years .....                                     | 4 972                    | 592               | 994                | 704                  | 607                  | 877                  | 506                  | 449                  | 159                  | 84               | 13 307           | 15 259                             | 647            |
| 25 to 34 years .....                                     | 12 114                   | 670               | 1 261              | 1 235                | 1 057                | 2 848                | 2 072                | 1 903                | 732                  | 336              | 17 967           | 19 932                             | 749            |
| 35 to 44 years .....                                     | 5 161                    | 420               | 437                | 409                  | 316                  | 908                  | 904                  | 1 089                | 381                  | 297              | 20 404           | 23 493                             | 419            |
| 45 to 64 years .....                                     | 9 285                    | 1 162             | 1 198              | 757                  | 782                  | 1 573                | 1 374                | 1 300                | 654                  | 485              | 17 210           | 20 721                             | 872            |
| 65 years and over .....                                  | 6 270                    | 1 999             | 1 867              | 527                  | 410                  | 495                  | 338                  | 348                  | 135                  | 151              | 7 397            | 11 667                             | 855            |
| <b>Female householder, no husband present</b> .....      | <b>72 226</b>            | <b>20 502</b>     | <b>16 650</b>      | <b>7 991</b>         | <b>6 340</b>         | <b>9 693</b>         | <b>5 077</b>         | <b>4 028</b>         | <b>1 545</b>         | <b>4 000</b>     | <b>9 644</b>     | <b>11 662</b>                      | <b>15 189</b>  |
| 15 to 24 years .....                                     | 5 371                    | 1 291             | 1 252              | 681                  | 583                  | 667                  | 356                  | 394                  | 100                  | 47               | 10 523           | 12 175                             | 1 506          |
| 25 to 34 years .....                                     | 14 441                   | 2 488             | 2 394              | 2 228                | 1 765                | 2 988                | 1 255                | 962                  | 305                  | 56               | 12 657           | 13 542                             | 2 904          |
| 35 to 44 years .....                                     | 7 791                    | 1 498             | 1 468              | 828                  | 752                  | 1 549                | 852                  | 576                  | 223                  | 45               | 12 837           | 13 991                             | 1 855          |
| 45 to 64 years .....                                     | 18 007                   | 3 361             | 3 532              | 2 364                | 1 934                | 2 931                | 1 794                | 1 382                | 573                  | 136              | 12 232           | 13 877                             | 2 986          |
| 65 years and over .....                                  | 26 616                   | 11 864            | 8 004              | 1 890                | 1 306                | 1 558                | 820                  | 714                  | 344                  | 116              | 5 717            | 8 358                              | 5 938          |
| <b>Median age</b> .....                                  | <b>46.5</b>              | <b>65.5</b>       | <b>61.7</b>        | <b>43.0</b>          | <b>41.3</b>          | <b>37.9</b>          | <b>37.9</b>          | <b>39.3</b>          | <b>46.6</b>          | <b>49.9</b>      | <b>...</b>       | <b>...</b>                         | <b>50.8</b>    |
| <b>YEAR HOUSEHOLDER MOVED INTO UNIT</b>                  |                          |                   |                    |                      |                      |                      |                      |                      |                      |                  |                  |                                    |                |
| 1979 to March 1980 .....                                 | 49 526                   | 7 067             | 7 818              | 5 007                | 4 290                | 8 937                | 6 281                | 6 388                | 2 559                | 1 179            | 15 305           | 17 274                             | 6 950          |
| 1975 to 1978 .....                                       | 63 767                   | 8 501             | 9 487              | 6 051                | 5 355                | 11 035               | 8 986                | 9 200                | 3 591                | 1 561            | 16 020           | 18 196                             | 7 218          |
| 1970 to 1974 .....                                       | 29 999                   | 5 351             | 5 027              | 2 653                | 2 401                | 5 033                | 3 414                | 3 824                | 1 716                | 580              | 14 550           | 16 634                             | 3 769          |
| 1960 to 1969 .....                                       | 26 661                   | 5 141             | 5 358              | 2 429                | 1 991                | 3 624                | 2 515                | 3 342                | 1 576                | 685              | 13 005           | 16 376                             | 3 290          |
| 1959 or earlier .....                                    | 14 628                   | 3 005             | 3 225              | 1 187                | 1 111                | 1 850                | 1 322                | 1 640                | 958                  | 330              | 12 283           | 15 815                             | 2 004          |
| <b>PLUMBING FACILITIES BY PERSONS PER ROOM</b>           |                          |                   |                    |                      |                      |                      |                      |                      |                      |                  |                  |                                    |                |
| <b>Complete plumbing for exclusive use</b> .....         | <b>180 109</b>           | <b>27 891</b>     | <b>30 007</b>      | <b>16 894</b>        | <b>14 778</b>        | <b>29 865</b>        | <b>22 054</b>        | <b>24 063</b>        | <b>10 264</b>        | <b>4 293</b>     | <b>15 075</b>    | <b>17 346</b>                      | <b>22 186</b>  |
| 0.50 or less .....                                       | 110 660                  | 19 318            | 20 127             | 11 086               | 9 347                | 17 617               | 12 315               | 12 624               | 5 512                | 2 714            | 13 784           | 16 533                             | 12 104         |
| 0.51 to 1.00 .....                                       | 63 182                   | 7 738             | 8 948              | 5 265                | 4 830                | 11 044               | 8 976                | 10 635               | 4 341                | 1 405            | 17 092           | 18 705                             | 8 454          |
| 1.01 to 1.50 .....                                       | 4 760                    | 612               | 693                | 390                  | 485                  | 912                  | 608                  | 616                  | 299                  | 145              | 16 174           | 18 108                             | 1 197          |
| 1.51 or more .....                                       | 1 507                    | 223               | 239                | 153                  | 116                  | 292                  | 155                  | 188                  | 112                  | 29               | 15 385           | 17 601                             | 431            |
| <b>Lacking complete plumbing for exclusive use</b> ..... | <b>4 472</b>             | <b>1 174</b>      | <b>908</b>         | <b>433</b>           | <b>370</b>           | <b>614</b>           | <b>462</b>           | <b>331</b>           | <b>136</b>           | <b>42</b>        | <b>10 889</b>    | <b>13 112</b>                      | <b>1 045</b>   |
| 0.50 or less .....                                       | 1 860                    | 422               | 465                | 213                  | 188                  | 212                  | 188                  | 135                  | 17                   | 20               | 10 505           | 12 653                             | 357            |
| 0.51 to 1.00 .....                                       | 2 315                    | 705               | 357                | 201                  | 152                  | 382                  | 241                  | 178                  | 88                   | 11               | 11 188           | 13 105                             | 554            |
| 1.01 to 1.50 .....                                       | 197                      | 42                | 59                 | 7                    | 30                   | 13                   | 17                   | —                    | 23                   | 6                | 9 728            | 14 229                             | 93             |
| 1.51 or more .....                                       | 100                      | 5                 | 27                 | 12                   | —                    | 7                    | 18                   | 18                   | 8                    | 5                | 19 643           | 19 617                             | 41             |
| <b>SELECTED CHARACTERISTICS</b>                          |                          |                   |                    |                      |                      |                      |                      |                      |                      |                  |                  |                                    |                |
| <b>Heating equipment</b> .....                           | <b>184 143</b>           | <b>28 939</b>     | <b>30 858</b>      | <b>17 274</b>        | <b>15 118</b>        | <b>30 407</b>        | <b>22 456</b>        | <b>24 367</b>        | <b>10 389</b>        | <b>4 335</b>     | <b>14 981</b>    | <b>17 254</b>                      | <b>23 104</b>  |
| Central heating system .....                             | 172 030                  | 26 414            | 28 651             | 16 094               | 14 073               | 28 466               | 21 068               | 23 114               | 9 960                | 4 190            | 15 127           | 17 428                             | 20 720         |
| <b>Air conditioning</b> .....                            | <b>119 748</b>           | <b>13 488</b>     | <b>17 428</b>      | <b>11 071</b>        | <b>10 136</b>        | <b>20 959</b>        | <b>16 382</b>        | <b>18 624</b>        | <b>8 194</b>         | <b>3 466</b>     | <b>16 710</b>    | <b>19 086</b>                      | <b>10 366</b>  |
| Central system .....                                     | 16 245                   | 2 229             | 2 348              | 1 289                | 1 065                | 2 168                | 1 943                | 2 525                | 1 521                | 1 157            | 17 750           | 22 395                             | 1 533          |
| <b>Vehicles available</b> .....                          | <b>142 526</b>           | <b>10 276</b>     | <b>18 400</b>      | <b>13 950</b>        | <b>13 073</b>        | <b>27 780</b>        | <b>21 188</b>        | <b>23 539</b>        | <b>10 106</b>        | <b>4 214</b>     | <b>17 631</b>    | <b>20 002</b>                      | <b>10 333</b>  |
| 1 .....  | 90 510                   | 8 885             | 15 687             | 11 353               | 9 937                | 19 046               | 11 539               | 9 295                | 3 348                | 1 420            | 14 847           | 16 496                             | 8 120          |
| 2 or more .....  | 52 016                   | 1 391             | 2 713              | 2 597                | 3 136                | 8 734                | 9 649                | 14 244               | 6 758                | 2 794            | 23 667           | 26 103                             | 2 213          |
| <b>House heating fuel</b> .....                          | <b>184 143</b>           | <b>28 939</b>     | <b>30 858</b>      | <b>17 274</b>        | <b>15 118</b>        | <b>30 407</b>        | <b>22 456</b>        | <b>24 367</b>        | <b>10 389</b>        | <b>4 335</b>     | <b>14 981</b>    | <b>17 254</b>                      | <b>23 104</b>  |
| Utility gas .....  | 60 434                   | 8 516             | 9 530              | 5 639                | 4 708                | 10 609               | 7 661                | 8 584                | 3 582                | 1 605            | 15 794           | 17 814                             | 7 462          |
| Bottled, tank, or LP gas .....                           | 2 144                    | 379               | 396                | 268                  | 192                  | 297                  | 257                  | 56                   | 39                   | —                | 12 878           | 15 651                             | 381            |
| Electricity .....  | 12 930                   | 2 279             | 2 058              | 1 258                | 932                  | 2 035                | 1 509                | 1 260                | 769                  | 395              | 14 834           | 17 808                             | 1 603          |
| Fuel oil, kerosene, etc. ....                            | 107 373                  | 17 523            | 18 687             | 10 024               | 9 137                | 17 265               | 12 897               | 13 645               | 5 921                | 2 274            | 14 539           | 16 916                             | 13 436         |
| Other .....  | 1 262                    | 242               | 187                | 85                   | 149                  | 201                  | 132                  | 183                  | 61                   | 22               | 14 463           | 16 303                             | 222            |
| <b>Median rooms</b> .....                                | <b>3.8</b>               | <b>3.2</b>        | <b>3.5</b>         | <b>3.6</b>           | <b>3.7</b>           | <b>4.0</b>           | <b>4.1</b>           | <b>4.3</b>           | <b>4.6</b>           | <b>4.9</b>       | <b>...</b>       | <b>...</b>                         | <b>3.5</b>     |
| <b>Specified renter-occupied housing units</b> .....     | <b>182 493</b>           | <b>28 826</b>     | <b>30 633</b>      | <b>17 224</b>        | <b>15 052</b>        | <b>30 184</b>        | <b>22 204</b>        | <b>23 992</b>        | <b>10 206</b>        | <b>4 172</b>     | <b>14 919</b>    | <b>17 182</b>                      | <b>23 036</b>  |
| <b>CONTRACT RENT</b>                                     |                          |                   |                    |                      |                      |                      |                      |                      |                      |                  |                  |                                    |                |
| Less than \$100 .....                                    | 7 893                    | 5 036             | 1 313              | 255                  | 270                  | 416                  | 203                  | 306                  | 77                   | 17               | 4 337            | 7 077                              | 3 232          |
| \$100 to \$149 .....                                     | 13 978                   | 3 477             | 3 721              | 1 259                | 1 022                | 1 770                | 1 587                | 1 082                | 351                  | 99               | 9 674            | 12 502                             | 2 440          |
| \$150 to \$199 .....                                     | 29 563                   | 7 121             | 6 477              | 3 102                | 2 504                | 4 295                | 2 586                | 2 459                | 785                  | 234              | 10 954           | 13 039                             | 5 719          |
| \$200 to \$249 .....                                     | 38 552                   | 6 269             | 7 755              | 4 666                | 3 486                | 6 601                | 4 351                | 3 880                | 1 325                | 219              | 12 920           | 14 651                             | 5 276          |
| \$250 to \$299 .....                                     | 36 946                   | 3 425             | 5 627              | 3 974                | 3 696                | 7 422                | 5 446                | 5 237                | 1 690                | 429              | 16 059           | 17 411                             | 3 235          |
| \$300 to \$349 .....                                     | 24 176                   | 1 511             | 2 842              | 2 066                | 2 090                | 4 654                | 4 118                | 4 697                | 1 688                | 510              | 18 685           | 20 136                             | 1 379          |
| \$350 to \$399 .....                                     | 12 238                   | 595               | 1 154              | 850                  | 967                  | 2 463                | 1 876                | 2 414                | 1 450                | 469              | 20 214           | 22 874                             | 538            |
| \$400 to \$499 .....                                     | 8 309                    | 376               | 609                | 508                  | 394                  | 1 217                | 1 260                | 1 985                | 1 246                | 714              | 24 030           | 27 111                             | 383            |
| \$500 or more .....                                      | 5 322                    | 174               | 180                | 196                  | 118                  | 546                  | 599                  | 1 105                | 1 155                | 1 249            | 32 583           | 39 995                             | 244            |
| No cash rent .....                                       | 5 516                    | 842               | 955                | 348                  | 505                  | 800                  | 568                  | 827                  | 439                  | 232              | 15 647           | 19 309                             | 590            |
| <b>Median</b> .....                                      | <b>\$248</b>             | <b>\$188</b>      | <b>\$221</b>       | <b>\$241</b>         | <b>\$250</b>         | <b>\$260</b>         | <b>\$273</b>         | <b>\$286</b>         | <b>\$319</b>         | <b>\$399</b>     | <b>...</b>       | <b>...</b>                         | <b>\$198</b>   |
| <b>GROSS RENT</b>  |                          |                   |                    |                      |                      |                      |                      |                      |                      |                  |                  |                                    |                |
| Less than \$100 .....                                    | 5 515                    | 4 328             | 774                | 124                  | 95                   | 101                  | 18                   | 42                   | 28                   | 5                | 3 891            | 4 760                              | 2 788          |
| \$100 to \$149 .....                                     | 6 268                    | 2 278             | 2 080              | 481                  | 338                  | 437                  | 294                  | 280                  | 59                   | 21               | 6 577            | 9 228                              | 1 296          |
| \$150 to \$199 .....                                     | 16 672                   | 4 718             | 4 053              | 1 721                | 1 365                | 2 180                | 1 272                | 1 025                | 266                  | 72               | 9 352            | 11 462                             | 3 402          |
| \$200 to \$249 .....                                     | 31 269                   | 6 550             | 6 688              | 3 702                | 2 883                | 4 846                | 2 936                | 2 590                | 887                  | 187              | 11 618           | 13 444                             | 5 020          |
| \$250 to \$299 .....                                     | 37 990                   | 4 751             | 6 889              | 4 387                | 3 724                | 7 284                | 4 827                | 4 438                | 1 366                | 324              | 14 492           | 15 762                             | 4 359          |
| \$300 to \$349 .....                                     | 33 502                   | 2 808             | 4 956              | 3 266                | 3 102                | 6 558                | 5 235                | 5 379                | 1 727                | 471              | 16 869           |                                    |                |



Table A—18. Selected Monthly Owner Costs for Mortgaged Housing Units With a White Householder: 1980

(Data are estimates based on a sample, see Introduction. For meaning of symbols, see Introduction. For definitions of terms, see appendixes A and B)

| The SMSA  | Total          | Less than \$200 | \$200 to \$249 | \$250 to \$299 | \$300 to \$349 | \$350 to \$399 | \$400 to \$499 | \$500 to \$599 | \$600 to \$749 | \$750 or more | Median (dollars) |
|---|----------------|-----------------|----------------|----------------|----------------|----------------|----------------|----------------|----------------|---------------|------------------|
| <b>Specified owner-occupied housing units</b> -----                           | <b>185 730</b> | <b>825</b>      | <b>2 193</b>   | <b>7 754</b>   | <b>15 921</b>  | <b>20 992</b>  | <b>42 800</b>  | <b>34 491</b>  | <b>31 576</b>  | <b>29 178</b> | <b>507</b>       |
| <b>PERSONS IN UNIT</b>  |                |                 |                |                |                |                |                |                |                |               |                  |
| 1 person -----  | 7 968          | 180             | 265            | 795            | 1 104          | 1 064          | 1 748          | 1 271          | 824            | 717           | 430              |
| 2 persons -----   | 41 326         | 240             | 732            | 2 423          | 4 003          | 5 006          | 8 768          | 7 371          | 7 014          | 5 769         | 494              |
| 3 persons -----   | 40 335         | 202             | 539            | 1 705          | 3 850          | 4 481          | 9 577          | 7 412          | 7 027          | 5 542         | 498              |
| 4 persons -----   | 52 543         | 127             | 364            | 1 624          | 3 780          | 5 710          | 12 514         | 10 339         | 9 242          | 8 843         | 521              |
| 5 persons -----   | 27 762         | 45              | 198            | 759            | 2 055          | 2 974          | 6 370          | 5 254          | 4 661          | 5 446         | 528              |
| 6 persons -----   | 10 523         | 6               | 68             | 316            | 717            | 1 123          | 2 574          | 1 878          | 1 914          | 1 927         | 524              |
| 7 persons -----   | 3 793          | 19              | 14             | 113            | 283            | 491            | 873            | 741            | 639            | 620           | 514              |
| 8 or more persons -----   | 1 480          | 6               | 13             | 19             | 129            | 143            | 376            | 225            | 255            | 314           | 524              |
| Median -----  | 3.56           | 2.47            | 2.68           | 2.89           | 3.24           | 3.49           | 3.60           | 3.62           | 3.60           | 3.79          | ...              |
| <b>HOUSEHOLD TYPE AND AGE OF HOUSEHOLDER</b>                                  |                |                 |                |                |                |                |                |                |                |               |                  |
| <b>Married-couple families</b> -----  | <b>162 233</b> | <b>535</b>      | <b>1 657</b>   | <b>5 985</b>   | <b>13 133</b>  | <b>17 629</b>  | <b>37 155</b>  | <b>30 546</b>  | <b>28 670</b>  | <b>26 923</b> | <b>516</b>       |
| 15 to 24 years -----  | 33 520         | 13              | —              | 16             | 27             | 76             | 193            | 274            | 240            | 118           | 556              |
| 25 to 34 years -----  | 33 520         | 48              | 190            | 260            | 689            | 1 725          | 7 355          | 8 587          | 8 375          | 6 291         | 576              |
| 35 to 44 years -----  | 50 100         | 86              | 285            | 1 097          | 2 839          | 4 528          | 10 810         | 9 959          | 9 607          | 10 889        | 554              |
| 45 to 64 years -----  | 71 684         | 268             | 998            | 3 933          | 8 613          | 10 405         | 17 417         | 11 055         | 9 807          | 9 188         | 464              |
| 65 years and over -----   | 5 972          | 120             | 184            | 679            | 965            | 895            | 1 380          | 671            | 641            | 437           | 410              |
| <b>Male householder, no wife present</b> -----                                | <b>8 534</b>   | <b>80</b>       | <b>176</b>     | <b>502</b>     | <b>837</b>     | <b>1 141</b>   | <b>1 901</b>   | <b>1 509</b>   | <b>1 267</b>   | <b>1 119</b>  | <b>476</b>       |
| 15 to 24 years -----  | 2 070          | 5               | —              | 19             | 17             | 22             | 91             | 45             | 51             | 20            | 478              |
| 25 to 34 years -----  | 2 039          | 13              | 26             | 32             | 101            | 232            | 463            | 452            | 396            | 324           | 534              |
| 35 to 44 years -----  | 2 101          | 11              | 16             | 57             | 141            | 216            | 432            | 364            | 422            | 442           | 549              |
| 45 to 64 years -----  | 3 458          | 24              | 104            | 274            | 487            | 561            | 757            | 593            | 356            | 302           | 431              |
| 65 years and over -----   | 666            | 27              | 30             | 120            | 91             | 110            | 158            | 55             | 44             | 31            | 380              |
| <b>Female householder, no husband present</b> -----                           | <b>14 963</b>  | <b>210</b>      | <b>360</b>     | <b>1 267</b>   | <b>1 951</b>   | <b>2 222</b>   | <b>3 744</b>   | <b>2 436</b>   | <b>1 637</b>   | <b>1 136</b>  | <b>439</b>       |
| 15 to 24 years -----  | 1 444          | —               | 5              | 21             | 12             | 27             | 37             | 12             | 5              | 19            | 402              |
| 25 to 34 years -----  | 1 665          | —               | 3              | 45             | 123            | 166            | 447            | 438            | 265            | 178           | 511              |
| 35 to 44 years -----  | 4 134          | 12              | 48             | 213            | 314            | 636            | 1 026          | 739            | 674            | 472           | 482              |
| 45 to 64 years -----  | 7 087          | 86              | 205            | 701            | 1 233          | 1 091          | 1 755          | 991            | 624            | 401           | 412              |
| 65 years and over -----   | 1 933          | 106             | 99             | 287            | 269            | 302            | 479            | 256            | 69             | 66            | 384              |
| Median age -----  | 44.6           | 58.4            | 54.4           | 54.1           | 51.9           | 49.2           | 45.5           | 41.4           | 40.5           | 40.8          | ...              |
| <b>YEAR HOUSEHOLDER MOVED INTO UNIT</b>                                       |                |                 |                |                |                |                |                |                |                |               |                  |
| 1979 to March 1980 -----  | 17 584         | 33              | 106            | 121            | 195            | 338            | 1 566          | 2 594          | 4 680          | 7 951         | 723              |
| 1975 to 1978 -----  | 51 969         | 113             | 218            | 522            | 1 127          | 2 282          | 9 699          | 12 971         | 13 266         | 11 771        | 593              |
| 1970 to 1974 -----  | 40 910         | 116             | 220            | 661            | 1 977          | 4 079          | 11 856         | 9 257          | 7 289          | 5 455         | 517              |
| 1960 to 1969 -----  | 57 214         | 299             | 859            | 3 968          | 9 020          | 11 028         | 15 761         | 7 855          | 5 144          | 3 280         | 419              |
| 1959 or earlier -----   | 18 053         | 264             | 790            | 2 482          | 3 620          | 3 265          | 3 918          | 1 814          | 1 197          | 721           | 379              |
| <b>ROOMS</b>  |                |                 |                |                |                |                |                |                |                |               |                  |
| 1 to 3 rooms -----  | 525            | 12              | 42             | 78             | 50             | 98             | 119            | 56             | 55             | 15            | 391              |
| 4 rooms -----   | 4 080          | 144             | 263            | 553            | 702            | 692            | 999            | 435            | 224            | 68            | 377              |
| 5 rooms -----   | 14 547         | 154             | 549            | 1 688          | 2 534          | 2 305          | 3 601          | 2 081          | 1 240          | 395           | 401              |
| 6 rooms -----   | 39 304         | 261             | 752            | 2 827          | 5 669          | 5 935          | 10 809         | 6 804          | 4 395          | 1 852         | 436              |
| 7 rooms -----   | 47 395         | 180             | 351            | 1 795          | 4 339          | 6 628          | 12 647         | 9 587          | 7 463          | 4 405         | 482              |
| 8 or more rooms -----   | 79 879         | 74              | 236            | 813            | 2 627          | 5 334          | 14 625         | 15 528         | 18 199         | 22 443        | 606              |
| Median -----  | 7.2            | 5.9             | 5.8            | 6.1            | 6.3            | 6.7            | 7.0            | 7.3            | 7.7            | 8.4           | ...              |
| <b>YEAR STRUCTURE BUILT</b>   |                |                 |                |                |                |                |                |                |                |               |                  |
| 1975 to March 1980 -----  | 10 763         | 3               | 20             | 51             | 65             | 141            | 762            | 1 756          | 3 119          | 4 846         | 724              |
| 1970 to 1974 -----  | 12 546         | 16              | 11             | 21             | 251            | 626            | 2 142          | 2 751          | 3 263          | 3 465         | 621              |
| 1960 to 1969 -----  | 43 796         | 101             | 251            | 1 248          | 3 296          | 4 719          | 10 852         | 8 786          | 7 807          | 6 736         | 516              |
| 1950 to 1959 -----  | 45 784         | 207             | 730            | 2 677          | 4 980          | 6 027          | 11 240         | 8 239          | 6 564          | 5 120         | 473              |
| 1940 to 1949 -----  | 21 999         | 169             | 419            | 1 304          | 2 438          | 3 158          | 5 673          | 4 102          | 3 029          | 1 707         | 461              |
| 1939 or earlier -----   | 50 842         | 329             | 762            | 2 453          | 4 891          | 6 321          | 12 131         | 8 857          | 7 794          | 7 304         | 488              |
| <b>VALUE</b>  |                |                 |                |                |                |                |                |                |                |               |                  |
| Less than \$10,000 -----  | 95             | 52              | 32             | 11             | —              | —              | —              | —              | —              | —             | 168              |
| \$10,000 to \$19,999 -----  | 385            | 17              | 44             | 74             | 77             | 93             | 58             | 10             | 12             | —             | 337              |
| \$20,000 to \$29,999 -----  | 2 353          | 128             | 203            | 414            | 544            | 513            | 647            | 148            | 56             | —             | 340              |
| \$30,000 to \$39,999 -----  | 6 727          | 98              | 403            | 850            | 1 521          | 1 363          | 1 691          | 614            | 164            | 23            | 368              |
| \$40,000 to \$49,999 -----  | 12 947         | 137             | 409            | 1 520          | 2 262          | 2 426          | 3 767          | 1 830          | 551            | 45            | 394              |
| \$50,000 to \$59,999 -----  | 18 734         | 106             | 293            | 1 649          | 2 798          | 3 209          | 5 456          | 3 384          | 1 590          | 249           | 422              |
| \$60,000 to \$79,999 -----  | 50 872         | 149             | 522            | 2 514          | 5 528          | 7 270          | 14 179         | 10 674         | 7 618          | 2 418         | 466              |
| \$80,000 to \$99,999 -----  | 38 014         | 96              | 203            | 514            | 2 474          | 4 090          | 10 179         | 8 284          | 7 771          | 4 403         | 518              |
| \$100,000 to \$149,999 -----  | 39 826         | 35              | 84             | 208            | 626            | 1 944          | 6 587          | 8 084          | 10 836         | 11 422        | 632              |
| \$150,000 or more -----   | 15 777         | 7               | —              | —              | 91             | 84             | 536            | 1 463          | 2 978          | 10 618        | 750+             |
| Median -----  | \$80 400       | \$48 800        | \$50 200       | \$55 200       | \$62 300       | \$67 500       | \$74 500       | \$81 300       | \$94 700       | \$131 700     | ...              |
| <b>SELECTED MONTHLY OWNER COSTS AS PERCENTAGE OF HOUSEHOLD INCOME IN 1979</b> |                |                 |                |                |                |                |                |                |                |               |                  |
| Less than 15 percent -----  | 53 993         | 506             | 1 388          | 4 308          | 8 272          | 8 877          | 13 170         | 7 234          | 5 682          | 4 556         | 425              |
| 15 to 19 percent -----  | 40 904         | 99              | 374            | 1 502          | 3 476          | 5 250          | 10 577         | 7 914          | 6 648          | 5 064         | 492              |
| 20 to 24 percent -----  | 33 124         | 41              | 103            | 779            | 1 626          | 2 872          | 7 602          | 7 401          | 6 940          | 5 760         | 548              |
| 25 to 29 percent -----  | 21 535         | 37              | 68             | 274            | 844            | 1 405          | 4 526          | 4 744          | 4 703          | 4 934         | 576              |
| 30 to 34 percent -----  | 12 195         | 20              | 75             | 222            | 449            | 752            | 2 261          | 2 627          | 2 826          | 2 963         | 588              |
| 35 percent or more -----  | 23 472         | 114             | 168            | 631            | 1 203          | 1 781          | 4 566          | 4 505          | 4 658          | 5 846         | 573              |
| Not computed -----  | 507            | 8               | 17             | 38             | 57             | 98             | 66             | 66             | 119            | 55            | 486              |
| Median -----  | 19.7           | 11.1            | 12.6           | 14.1           | 14.7           | 16.5           | 18.9           | 21.4           | 22.4           | 24.3          | ...              |
| <b>SELECTED CHARACTERISTICS</b>   |                |                 |                |                |                |                |                |                |                |               |                  |
| <b>Heating equipment</b> -----  | <b>185 697</b> | <b>825</b>      | <b>2 193</b>   | <b>7 748</b>   | <b>15 918</b>  | <b>20 987</b>  | <b>42 793</b>  | <b>34 491</b>  | <b>31 569</b>  | <b>29 173</b> | <b>507</b>       |
| Steam or hot water system -----   | 96 606         | 450             | 1 043          | 3 704          | 8 516          | 11 518         | 23 345         | 18 156         | 16 420         | 13 454        | 499              |
| Central warm-air furnace or electric heat pump -----                          | 81 567         | 306             | 1 017          | 3 684          | 6 812          | 8 642          | 17 763         | 14 880         | 13 867         | 14 596        | 517              |
| Other built-in electric units -----   | 3 749          | 14              | 59             | 72             | 159            | 302            | 834            | 785            | 719            | 801           | 555              |
| Floor, wall, or pipeless furnace -----  | 752            | 18              | 23             | 76             | 77             | 117            | 185            | 95             | 124            | 41            | 438              |
| Other means -----   | 3 023          | 37              | 51             | 212            | 354            | 408            | 666            | 575            | 439            | 281           | 470              |
| <b>Air conditioning</b> -----   | <b>139 312</b> | <b>554</b>      | <b>1 467</b>   | <b>5 461</b>   | <b>11 273</b>  | <b>15 176</b>  | <b>32 142</b>  | <b>26 148</b>  | <b>24 260</b>  | <b>22 831</b> | <b>514</b>       |
| Central system -----  | 47 199         | 139             | 261            | 710            | 1 820          | 2 967          | 8 549          | 8 751          | 10 490         | 13 512        | 606              |
| 1 or more individual room units -----   | 92 113         | 415             | 1 206          | 4 751          | 9 453          | 12 209         | 23 593         | 17 397         | 13 770         | 9 319         | 476              |
| <b>House heating fuel</b> -----   | <b>185 697</b> | <b>825</b>      | <b>2 193</b>   | <b>7 748</b>   | <b>15 918</b>  | <b>20 987</b>  | <b>42 793</b>  | <b>34 491</b>  | <b>31 569</b>  | <b>29 173</b> | <b>507</b>       |
| Utility gas -----   | 102 381        | 439             | 1 258          | 4 400          | 8 796          | 11 258         | 23 509         | 18 792         | 17 285         | 16 444        | 508              |
| Bottled, tank, or LP gas -----  | 648            | 24              | 11             | 38             | 83             | 70             | 164            | 88             | 92             | 78            | 445              |
| Electricity -----   | 4 464          | 19              | 59             | 104            | 197            | 342            | 897            | 880            | 855            | 1 111         | 570              |
| Fuel oil, kerosene, etc. -----  | 76 929         | 343             | 841            | 3 089          | 6 699          | 9 129          | 17 906         | 14 469         | 13 207         | 11 246        | 503              |
| Other -----   | 1 275          | —               | 24             | 117            | 143            | 188            | 317            | 262            | 130            | 94            | 456              |

Table A-19. Selected Monthly Owner Costs for Not Mortgaged Housing Units With a White Householder: 1980

[Oto ore estimates based on a sample, see Introduction. For meaning of symbols, see Introduction. For definitions of terms, see appendixes A and B]

The SMSA

|   | Total         | Less than \$50 | \$50 to \$74 | \$75 to \$99 | \$100 to \$124 | \$125 to \$149 | \$150 to \$199 | \$200 to \$249 | \$250 or more | Median (dollars) |
|---|---------------|----------------|--------------|--------------|----------------|----------------|----------------|----------------|---------------|------------------|
| <b>Specified owner-occupied housing units</b> -----                           | <b>95 271</b> | <b>41</b>      | <b>94</b>    | <b>331</b>   | <b>964</b>     | <b>2 304</b>   | <b>15 013</b>  | <b>27 276</b>  | <b>49 248</b> | <b>250+</b>      |
| <b>PERSONS IN UNIT</b>  |               |                |              |              |                |                |                |                |               |                  |
| 1 person -----  | 18 138        | 6              | 70           | 202          | 460            | 690            | 4 416          | 5 497          | 6 797         | 229              |
| 2 persons -----   | 42 637        | 11             | 16           | 105          | 336            | 1 095          | 7 179          | 13 009         | 20 886        | 248              |
| 3 persons -----   | 17 806        | —              | —            | 16           | 122            | 335            | 2 175          | 5 125          | 10 033        | 250+             |
| 4 persons -----   | 9 684         | 7              | —            | —            | 32             | 122            | 820            | 2 256          | 6 447         | 250+             |
| 5 persons -----   | 4 615         | 17             | 8            | —            | 7              | 58             | 283            | 1 029          | 3 213         | 250+             |
| 6 persons -----   | 1 550         | —              | —            | —            | 2              | 4              | 86             | 283            | 1 175         | 250+             |
| 7 persons -----   | 646           | —              | —            | 8            | 5              | —              | 30             | 60             | 543           | 250+             |
| 8 or more persons -----   | 195           | —              | —            | —            | —              | —              | 24             | 17             | 154           | 250+             |
| Median -----  | 2.19          | 4.00           | 1.17         | 1.32         | 1.57           | 1.92           | 1.93           | 2.13           | 2.35          | ...              |
| <b>HOUSEHOLD TYPE AND AGE OF HOUSEHOLDER</b>                                  |               |                |              |              |                |                |                |                |               |                  |
| <b>Married-couple families</b> -----  | <b>63 110</b> | <b>27</b>      | <b>16</b>    | <b>54</b>    | <b>365</b>     | <b>1 291</b>   | <b>8 303</b>   | <b>17 480</b>  | <b>35 574</b> | <b>250+</b>      |
| 15 to 24 years -----  | 56            | —              | —            | —            | 6              | 10             | 7              | 9              | 24            | 228              |
| 25 to 34 years -----  | 939           | —              | —            | —            | 6              | 38             | 95             | 262            | 538           | 250+             |
| 35 to 44 years -----  | 3 074         | —              | —            | —            | 20             | 26             | 227            | 532            | 2 269         | 250+             |
| 45 to 64 years -----  | 34 554        | 23             | 5            | 30           | 159            | 474            | 3 964          | 9 393          | 20 506        | 250+             |
| 65 years and over -----   | 24 487        | 4              | 11           | 24           | 174            | 743            | 4 010          | 7 284          | 12 237        | 250              |
| <b>Male householder, no wife present</b> -----                                | <b>7 534</b>  | <b>8</b>       | <b>31</b>    | <b>50</b>    | <b>179</b>     | <b>225</b>     | <b>1 866</b>   | <b>2 102</b>   | <b>3 073</b>  | <b>233</b>       |
| 15 to 24 years -----  | 66            | —              | —            | —            | —              | 5              | 20             | 16             | 25            | 225              |
| 25 to 34 years -----  | 279           | —              | —            | 15           | 5              | 10             | 17             | 83             | 149           | 250+             |
| 35 to 44 years -----  | 236           | —              | —            | —            | 6              | 13             | 69             | 43             | 105           | 235              |
| 45 to 64 years -----  | 2 771         | 8              | 16           | 15           | 41             | 54             | 695            | 855            | 1 087         | 233              |
| 65 years and over -----   | 4 182         | —              | 15           | 20           | 127            | 143            | 1 065          | 1 105          | 1 707         | 233              |
| <b>Female householder, no husband present</b> -----                           | <b>24 627</b> | <b>6</b>       | <b>47</b>    | <b>227</b>   | <b>420</b>     | <b>788</b>     | <b>4 844</b>   | <b>7 694</b>   | <b>10 601</b> | <b>239</b>       |
| 15 to 24 years -----  | 46            | —              | 8            | —            | —              | 3              | 6              | 6              | 23            | 250              |
| 25 to 34 years -----  | 191           | —              | —            | —            | 9              | 4              | 12             | 50             | 116           | 250+             |
| 35 to 44 years -----  | 598           | —              | —            | —            | 8              | 5              | 97             | 155            | 333           | 250+             |
| 45 to 64 years -----  | 8 660         | 6              | 8            | 50           | 133            | 240            | 1 471          | 2 703          | 4 049         | 245              |
| 65 years and over -----   | 15 132        | —              | 31           | 177          | 270            | 536            | 3 258          | 4 780          | 6 080         | 234              |
| Median age -----  | 63.9          | 54.2           | 68.3         | 70.9         | 67.8           | 67.9           | 66.4           | 64.6           | 62.3          | ...              |
| <b>YEAR HOUSEHOLDER MOVED INTO UNIT</b>                                       |               |                |              |              |                |                |                |                |               |                  |
| 1979 to March 1980 -----  | 1 408         | —              | 8            | —            | 32             | 21             | 169            | 295            | 883           | 250+             |
| 1975 to 1978 -----  | 4 423         | —              | 8            | 12           | 76             | 121            | 463            | 1 005          | 2 738         | 250+             |
| 1970 to 1974 -----  | 6 220         | —              | —            | 19           | 61             | 123            | 669            | 1 342          | 4 006         | 250+             |
| 1960 to 1969 -----  | 19 059        | 15             | 25           | 15           | 121            | 263            | 2 170          | 4 916          | 11 534        | 250+             |
| 1959 or earlier -----   | 64 161        | 26             | 53           | 285          | 674            | 1 776          | 11 542         | 19 718         | 30 087        | 245              |
| <b>ROOMS</b>  |               |                |              |              |                |                |                |                |               |                  |
| 1 to 3 rooms -----  | 544           | 4              | 35           | 30           | 68             | 77             | 146            | 113            | 71            | 170              |
| 4 rooms -----   | 6 325         | —              | 4            | 85           | 300            | 519            | 2 341          | 1 991          | 1 085         | 198              |
| 5 rooms -----   | 15 511        | 6              | 17           | 90           | 260            | 607            | 4 327          | 5 917          | 4 287         | 221              |
| 6 rooms -----   | 31 481        | —              | 12           | 89           | 229            | 720            | 5 355          | 10 899         | 14 177        | 243              |
| 7 rooms -----   | 21 517        | 7              | 18           | 24           | 81             | 242            | 2 049          | 5 784          | 13 312        | 250+             |
| 8 or more rooms -----   | 19 893        | 24             | 8            | 13           | 26             | 139            | 795            | 2 572          | 16 316        | 250+             |
| Median -----  | 6.3           | 7.7            | 5.0          | 5.1          | 4.9            | 5.4            | 5.6            | 6.0            | 6.9           | ...              |
| <b>YEAR STRUCTURE BUILT</b>   |               |                |              |              |                |                |                |                |               |                  |
| 1975 to March 1980 -----  | 876           | —              | —            | —            | —              | 16             | 67             | 104            | 689           | 250+             |
| 1970 to 1974 -----  | 1 595         | —              | 8            | 5            | 4              | 12             | 38             | 237            | 1 291         | 250+             |
| 1960 to 1969 -----  | 9 253         | —              | 13           | 8            | 17             | 98             | 706            | 1 949          | 6 462         | 250+             |
| 1950 to 1959 -----  | 28 858        | 10             | 15           | 48           | 177            | 445            | 3 944          | 8 645          | 15 574        | 250+             |
| 1940 to 1949 -----  | 14 360        | —              | 5            | 65           | 179            | 490            | 2 998          | 4 782          | 5 841         | 236              |
| 1939 or earlier -----   | 40 329        | 31             | 53           | 205          | 587            | 1 243          | 7 260          | 11 559         | 19 391        | 247              |
| <b>VALUE</b>  |               |                |              |              |                |                |                |                |               |                  |
| Less than \$10,000 -----  | 155           | 12             | 14           | 17           | 17             | 20             | 68             | 7              | —             | 147              |
| \$10,000 to \$19,999 -----  | 1 246         | —              | 4            | 78           | 93             | 172            | 422            | 316            | 161           | 183              |
| \$20,000 to \$29,999 -----  | 4 030         | —              | 26           | 53           | 246            | 362            | 1 403          | 1 112          | 828           | 197              |
| \$30,000 to \$39,999 -----  | 7 781         | 22             | 4            | 47           | 200            | 410            | 2 451          | 2 659          | 1 988         | 214              |
| \$40,000 to \$49,999 -----  | 12 586        | 7              | 12           | 36           | 125            | 462            | 3 239          | 4 649          | 4 056         | 226              |
| \$50,000 to \$59,999 -----  | 15 721        | —              | 5            | 30           | 113            | 366            | 3 067          | 5 864          | 6 276         | 236              |
| \$60,000 to \$79,999 -----  | 27 648        | —              | 29           | 43           | 124            | 375            | 3 381          | 9 055          | 14 641        | 250+             |
| \$80,000 to \$99,999 -----  | 12 778        | —              | —            | 20           | 27             | 85             | 754            | 2 720          | 9 172         | 250+             |
| \$100,000 to \$149,999 -----  | 9 587         | —              | —            | 7            | 8              | 34             | 197            | 817            | 8 524         | 250+             |
| \$150,000 or more -----   | 3 739         | —              | —            | —            | 11             | 18             | 31             | 77             | 3 602         | 250+             |
| Median -----  | \$63 800      | \$31 900       | \$33 800     | \$34 200     | \$36 000       | \$44 000       | \$49 800       | \$57 800       | \$76 000      | ...              |
| <b>SELECTED MONTHLY OWNER COSTS AS PERCENTAGE OF HOUSEHOLD INCOME IN 1979</b> |               |                |              |              |                |                |                |                |               |                  |
| Less than 10 percent -----  | 27 016        | 11             | 35           | 125          | 350            | 864            | 4 548          | 8 091          | 12 992        | 247              |
| 10 to 14 percent -----  | 23 609        | —              | 8            | 40           | 137            | 355            | 3 054          | 6 444          | 13 571        | 250+             |
| 15 to 19 percent -----  | 13 675        | —              | 11           | 24           | 97             | 276            | 2 101          | 3 586          | 7 580         | 250+             |
| 20 to 24 percent -----  | 8 620         | —              | 14           | 69           | 112            | 218            | 1 677          | 2 168          | 4 362         | 250+             |
| 25 to 29 percent -----  | 5 103         | —              | 4            | 29           | 51             | 127            | 767            | 1 676          | 2 449         | 247              |
| 30 to 34 percent -----  | 3 935         | —              | 6            | 19           | 36             | 70             | 505            | 1 473          | 1 826         | 245              |
| 35 percent or more -----  | 12 746        | —              | 16           | 25           | 170            | 382            | 2 264          | 3 665          | 6 224         | 248              |
| Not computed -----  | 567           | 30             | —            | —            | 11             | 12             | 97             | 173            | 244           | 239              |
| Median -----  | 14.3          | 10             | 16.8         | 15.1         | 14.6           | 14.0           | 14.8           | 14.2           | 14.2          | ...              |
| <b>SELECTED CHARACTERISTICS</b>   |               |                |              |              |                |                |                |                |               |                  |
| <b>Heating equipment</b> -----  | <b>95 265</b> | <b>41</b>      | <b>94</b>    | <b>331</b>   | <b>964</b>     | <b>2 304</b>   | <b>15 013</b>  | <b>27 270</b>  | <b>49 248</b> | <b>250+</b>      |
| Steam or hot water system -----   | 60 654        | 35             | 44           | 149          | 536            | 1 276          | 9 226          | 17 501         | 31 887        | 250+             |
| Central worm-air furnace or electric heat pump -----                          | 30 973        | 6              | 26           | 89           | 269            | 821            | 4 968          | 8 848          | 15 946        | 250+             |
| Other built-in electric units -----   | 1 048         | —              | —            | 5            | 13             | 16             | 121            | 252            | 641           | 250+             |
| Floor, wall, or pipeless furnace -----  | 1 739         | —              | —            | 4            | 56             | 57             | 267            | 202            | 153           | 197              |
| Other means -----   | 1 851         | —              | 24           | 84           | 90             | 134            | 431            | 17 197         | 34 621        | 217              |
| <b>Air conditioning</b> -----   | <b>62 041</b> | <b>25</b>      | <b>25</b>    | <b>138</b>   | <b>454</b>     | <b>1 195</b>   | <b>8 413</b>   | <b>17 197</b>  | <b>34 594</b> | <b>250+</b>      |
| Central system -----  | 14 632        | —              | —            | 6            | 46             | 168            | 955            | 2 580          | 10 871        | 250+             |
| 1 or more individual room units -----   | 47 409        | 19             | 25           | 132          | 408            | 1 027          | 7 458          | 14 617         | 23 723        | 250+             |
| <b>House heating fuel</b> -----   | <b>95 265</b> | <b>41</b>      | <b>94</b>    | <b>331</b>   | <b>964</b>     | <b>2 304</b>   | <b>15 013</b>  | <b>27 270</b>  | <b>49 248</b> | <b>250+</b>      |
| Utility gas -----   | 44 284        | 20             | 39           | 172          | 517            | 1 166          | 7 568          | 12 522         | 22 280        | 250+             |
| Bottled, tank, or LP gas -----  | 1 366         | —              | 21           | 11           | 33             | 44             | 86             | 95             | 76            | 193              |
| Electricity -----   | 1 284         | —              | —            | 11           | 20             | 22             | 152            | 312            | 767           | 250+             |
| Fuel oil, kerosene, etc. -----  | 48 724        | 21             | 30           | 108          | 365            | 1 009          | 7 006          | 14 187         | 25 998        | 250+             |
| Other -----   | 607           | —              | 4            | 29           | 29             | 63             | 201            | 154            | 127           | 194              |



Table A—20. Year Structure Built for Owner- and Renter-Occupied Housing Units With a White Householder: 1980

[Data are estimates based on a sample, see Introduction. For meaning of symbols, see Introduction. For definitions of terms, see appendixes A and B.]

| The SMSA                                       | Owner-occupied housing units |                    |              |              |              |                 | Renter-occupied housing units |                    |              |              |              |                 |
|--|------------------------------|--------------------|--------------|--------------|--------------|-----------------|-------------------------------|--------------------|--------------|--------------|--------------|-----------------|
|  | Total                        | 1975 to March 1980 | 1970 to 1974 | 1960 to 1969 | 1940 to 1959 | 1939 or earlier | Total                         | 1975 to March 1980 | 1970 to 1974 | 1960 to 1969 | 1940 to 1959 | 1939 or earlier |
| Occupied housing units                         | 336 056                      | 14 572             | 15 920       | 59 460       | 124 309      | 121 795         | 184 581                       | 8 727              | 11 933       | 38 940       | 53 785       | 71 196          |
| <b>HOUSEHOLD TYPE AND AGE OF HOUSEHOLDER</b>   |                              |                    |              |              |              |                 |                               |                    |              |              |              |                 |
| Married-couple families                        | 263 931                      | 12 900             | 14 333       | 51 625       | 98 885       | 86 188          | 74 553                        | 3 203              | 4 557        | 15 061       | 20 689       | 31 043          |
| 15 to 24 years                                 | 1 301                        | 128                | 29           | 117          | 553          | 474             | 6 171                         | 375                | 420          | 1 430        | 1 825        | 2 121           |
| 25 to 34 years                                 | 39 295                       | 3 938              | 2 415        | 5 465        | 14 820       | 12 657          | 22 777                        | 1 011              | 1 824        | 4 665        | 6 493        | 8 784           |
| 35 to 44 years                                 | 60 430                       | 5 398              | 5 875        | 14 160       | 17 875       | 17 122          | 10 629                        | 397                | 543          | 1 794        | 3 027        | 4 868           |
| 45 to 64 years                                 | 124 994                      | 3 128              | 5 619        | 28 282       | 49 838       | 38 127          | 21 451                        | 745                | 1 048        | 4 065        | 5 716        | 9 877           |
| 65 years and over                              | 37 911                       | 308                | 395          | 3 601        | 15 799       | 17 808          | 13 525                        | 675                | 722          | 3 107        | 3 628        | 5 393           |
| Male householder, no wife present              | 21 211                       | 633                | 634          | 2 544        | 7 482        | 9 918           | 37 802                        | 2 109              | 2 980        | 8 255        | 11 327       | 13 131          |
| 15 to 24 years                                 | 425                          | 10                 | 33           | 71           | 180          | 131             | 4 972                         | 277                | 401          | 951          | 1 580        | 1 763           |
| 25 to 34 years                                 | 3 002                        | 215                | 90           | 479          | 1 162        | 1 056           | 12 114                        | 635                | 1 198        | 2 914        | 3 595        | 3 772           |
| 35 to 44 years                                 | 3 123                        | 235                | 165          | 529          | 985          | 1 209           | 5 161                         | 284                | 418          | 1 334        | 1 600        | 1 525           |
| 45 to 64 years                                 | 8 124                        | 17                 | 89           | 349          | 3 041        | 3 554           | 9 285                         | 461                | 613          | 1 798        | 2 766        | 3 647           |
| 65 years and over                              | 6 537                        | 19                 | 89           | 349          | 2 114        | 3 968           | 6 270                         | 452                | 350          | 1 258        | 1 786        | 2 424           |
| Female householder, no husband present         | 50 914                       | 1 039              | 953          | 5 291        | 17 942       | 25 689          | 72 226                        | 3 415              | 4 396        | 15 624       | 21 769       | 27 022          |
| 15 to 24 years                                 | 280                          | 19                 | 14           | 28           | 93           | 126             | 5 371                         | 226                | 358          | 1 070        | 1 805        | 1 912           |
| 25 to 34 years                                 | 2 477                        | 161                | 139          | 306          | 945          | 926             | 14 441                        | 508                | 1 035        | 3 614        | 4 297        | 4 987           |
| 35 to 44 years                                 | 5 595                        | 338                | 281          | 1 203        | 1 816        | 1 957           | 7 791                         | 290                | 562          | 1 520        | 2 428        | 2 991           |
| 45 to 64 years                                 | 19 512                       | 383                | 309          | 2 576        | 8 201        | 8 043           | 18 007                        | 554                | 755          | 3 724        | 5 410        | 7 564           |
| 65 years and over                              | 23 050                       | 138                | 210          | 1 178        | 6 887        | 14 637          | 26 616                        | 1 837              | 1 686        | 5 696        | 7 829        | 9 568           |
| Median age                                     | 52.0                         | 38.8               | 43.2         | 48.6         | 54.1         | 55.7            | 46.5                          | 49.5               | 39.0         | 45.4         | 45.4         | 48.6            |
| <b>YEAR HOUSEHOLDER MOVED INTO UNIT</b>        |                              |                    |              |              |              |                 |                               |                    |              |              |              |                 |
| 1979 to March 1980                             | 22 895                       | 4 618              | 1 133        | 3 438        | 7 161        | 6 545           | 49 526                        | 4 784              | 4 089        | 9 821        | 14 408       | 16 424          |
| 1975 to 1978                                   | 66 778                       | 9 954              | 4 254        | 11 606       | 21 839       | 19 125          | 63 767                        | 3 943              | 5 015        | 14 391       | 17 827       | 22 591          |
| 1970 to 1974                                   | 55 449                       | —                  | 10 533       | 10 122       | 17 628       | 17 166          | 29 999                        | —                  | 2 829        | 7 218        | 8 779        | 11 173          |
| 1960 to 1969                                   | 88 494                       | —                  | —            | 34 294       | 27 539       | 26 661          | 26 661                        | —                  | —            | 7 510        | 8 244        | 10 907          |
| 1959 or earlier                                | 102 440                      | —                  | —            | —            | 50 142       | 52 298          | 14 628                        | —                  | —            | —            | 4 527        | 10 101          |
| <b>ROOMS</b>                                   |                              |                    |              |              |              |                 |                               |                    |              |              |              |                 |
| 1 room   | 201                          | —                  | 7            | 24           | 67           | 103             | 6 978                         | 384                | 688          | 2 272        | 1 985        | 1 649           |
| 2 rooms  | 366                          | 4                  | 99           | 27           | 89           | 147             | 12 321                        | 935                | 1 017        | 3 417        | 3 241        | 3 711           |
| 3 rooms  | 3 327                        | 120                | 147          | 259          | 833          | 1 968           | 54 573                        | 3 119              | 4 453        | 13 497       | 15 883       | 17 621          |
| 4 rooms  | 19 327                       | 334                | 229          | 1 149        | 8 967        | 8 648           | 55 114                        | 2 464              | 3 750        | 12 141       | 16 550       | 20 209          |
| 5 rooms  | 44 838                       | 885                | 590          | 4 209        | 20 135       | 19 019          | 33 362                        | 1 020              | 1 325        | 4 674        | 10 159       | 16 184          |
| 6 rooms  | 83 399                       | 1 726              | 1 539        | 9 237        | 35 325       | 35 572          | 13 853                        | 518                | 449          | 1 792        | 3 680        | 7 414           |
| 7 or more rooms                                | 184 598                      | 11 503             | 13 309       | 44 555       | 58 893       | 56 338          | 8 380                         | 287                | 251          | 1 147        | 2 287        | 4 408           |
| Median   | 6.7                          | 7.9                | 8.0          | 7.6          | 6.4          | 6.4             | 3.8                           | 3.5                | 3.5          | 3.5          | 3.8          | 4.1             |
| <b>PLUMBING FACILITIES BY PERSONS PER ROOM</b> |                              |                    |              |              |              |                 |                               |                    |              |              |              |                 |
| Complete plumbing for exclusive use            | 334 564                      | 14 562             | 15 901       | 59 329       | 123 944      | 120 828         | 180 109                       | 8 570              | 11 789       | 38 331       | 52 511       | 68 908          |
| 0.50 or less                                   | 231 057                      | 10 869             | 11 097       | 40 901       | 84 975       | 83 215          | 110 660                       | 5 863              | 7 522        | 24 321       | 31 593       | 41 361          |
| 0.51 to 1.00                                   | 99 823                       | 3 621              | 4 719        | 18 081       | 37 589       | 35 813          | 63 182                        | 2 490              | 4 081        | 13 261       | 18 834       | 24 516          |
| 1.01 to 1.50                                   | 3 260                        | 61                 | 78           | 320          | 1 248        | 1 563           | 4 760                         | 176                | 115          | 545          | 1 501        | 2 423           |
| 1.51 or more                                   | 4 224                        | 11                 | 7            | 27           | 132          | 247             | 1 507                         | 41                 | 71           | 204          | 583          | 608             |
| Lacking complete plumbing for exclusive use    | 1 492                        | 10                 | 19           | 131          | 365          | 967             | 4 472                         | 157                | 144          | 609          | 1 274        | 2 288           |
| 0.50 or less                                   | 754                          | 4                  | 13           | 78           | 129          | 530             | 1 860                         | 113                | 66           | 254          | 482          | 945             |
| 0.51 to 1.00                                   | 658                          | 6                  | 6            | 53           | 197          | 396             | 2 315                         | 44                 | 65           | 289          | 707          | 1 210           |
| 1.01 to 1.50                                   | 65                           | —                  | —            | —            | 29           | 36              | 197                           | —                  | 8            | 45           | 80           | 64              |
| 1.51 or more                                   | 15                           | —                  | —            | —            | 10           | 5               | 100                           | —                  | 5            | 21           | 5            | 69              |
| <b>PERSONS IN UNIT</b>                         |                              |                    |              |              |              |                 |                               |                    |              |              |              |                 |
| 1 person                                       | 35 611                       | 847                | 732          | 3 113        | 12 498       | 18 421          | 73 508                        | 4 309              | 5 676        | 17 828       | 21 495       | 24 200          |
| 2 persons                                      | 101 327                      | 3 189              | 2 664        | 14 584       | 43 052       | 37 838          | 58 961                        | 2 785              | 4 210        | 13 514       | 16 190       | 22 262          |
| 3 persons                                      | 68 632                       | 2 826              | 3 057        | 12 544       | 26 648       | 23 557          | 25 540                        | 852                | 1 250        | 4 243        | 7 790        | 11 405          |
| 4 persons                                      | 71 525                       | 4 425              | 4 957        | 15 912       | 24 498       | 21 733          | 15 857                        | 480                | 514          | 2 249        | 4 892        | 7 722           |
| 5 persons                                      | 37 431                       | 2 289              | 2 969        | 8 429        | 11 503       | 12 241          | 6 864                         | 205                | 205          | 807          | 2 131        | 3 516           |
| 6 or more persons                              | 21 530                       | 996                | 1 541        | 4 878        | 6 110        | 8 005           | 3 851                         | 96                 | 78           | 299          | 1 287        | 2 091           |
| Median   | 2.95                         | 3.60               | 3.80         | 3.46         | 2.75         | 2.70            | 1.82                          | 1.52               | 1.57         | 1.62         | 1.83         | 2.01            |
| Total persons                                  | 1 072 084                    | 52 563             | 60 599       | 209 086      | 375 957      | 373 879         | 380 316                       | 15 420             | 21 317       | 71 773       | 112 922      | 158 884         |
| <b>UNITS IN STRUCTURE</b>                      |                              |                    |              |              |              |                 |                               |                    |              |              |              |                 |
| 1, detached or attached                        | 298 254                      | 13 535             | 14 938       | 56 055       | 116 826      | 96 900          | 18 993                        | 597                | 417          | 2 052        | 6 835        | 9 092           |
| 2  | 25 843                       | 396                | 509          | 2 354        | 5 107        | 17 477          | 38 496                        | 733                | 947          | 3 929        | 10 681       | 22 206          |
| 3 and 4  | 7 382                        | 81                 | 61           | 308          | 1 371        | 5 561           | 33 663                        | 696                | 717          | 2 898        | 11 229       | 18 123          |
| 5 to 9   | 1 719                        | 198                | 43           | 157          | 290          | 1 031           | 16 985                        | 614                | 972          | 2 876        | 4 739        | 7 784           |
| 10 to 49                                       | 1 670                        | 266                | 129          | 209          | 442          | 624             | 47 968                        | 3 005              | 5 713        | 16 675       | 11 991       | 10 584          |
| 50 or more                                     | 702                          | 28                 | 151          | 232          | 132          | 159             | 28 223                        | 3 013              | 3 133        | 10 446       | 8 274        | 3 357           |
| Mobile home or trailer, etc.                   | 486                          | 68                 | 89           | 145          | 141          | 43              | 253                           | 69                 | 34           | 64           | 36           | 50              |
| <b>SELECTED CHARACTERISTICS</b>                |                              |                    |              |              |              |                 |                               |                    |              |              |              |                 |
| Heating equipment                              | 335 965                      | 14 572             | 15 920       | 59 452       | 124 279      | 121 742         | 184 143                       | 8 727              | 11 928       | 38 913       | 53 680       | 70 895          |
| Steam or hot water system                      | 195 517                      | 6 111              | 6 100        | 23 396       | 58 055       | 101 855         | 130 265                       | 4 485              | 6 008        | 24 128       | 39 223       | 56 421          |
| Central warm-air furnace or electric heat pump | 125 185                      | 7 575              | 8 054        | 32 963       | 62 138       | 14 455          | 30 016                        | 2 314              | 2 889        | 9 723        | 9 093        | 5 997           |
| Other built-in electric units                  | 6 023                        | 633                | 1 472        | 2 084        | 991          | 843             | 9 456                         | 1 372              | 2 482        | 3 127        | 1 323        | 1 152           |
| Floor, wall, or pipeless furnace               | 1 768                        | 64                 | 57           | 121          | 687          | 839             | 2 293                         | 192                | 168          | 663          | 671          | 599             |
| Other means                                    | 7 472                        | 189                | 237          | 888          | 2 408        | 3 750           | 12 113                        | 364                | 381          | 1 272        | 3 370        | 6 726           |
| Air conditioning                               | 240 972                      | 10 508             | 12 547       | 46 846       | 91 958       | 79 113          | 119 748                       | 6 829              | 10 747       | 33 957       | 32 357       | 35 858          |
| Central system                                 | 70 015                       | 7 837              | 8 350        | 24 328       | 24 794       | 4 706           | 16 245                        | 1 902              | 2 218        | 7 538        | 3 207        | 1 380           |
| 1 or more individual room units                | 170 957                      | 2 671              | 4 197        | 22 518       | 67 164       | 74 407          | 103 503                       | 4 927              | 8 529        | 26 419       | 29 150       | 34 478          |
| House heating fuel                             | 335 965                      | 14 572             | 15 920       | 59 452       | 124 279      | 121 742         | 184 143                       | 8 727              | 11 928       | 38 913       | 53 680       | 70 895          |
| Utility gas                                    | 170 439                      | 6 649              | 10 552       | 43 603       | 64 991       | 44 644          | 60 434                        | 2 279              | 3 500        | 14 806       | 18 001       | 21 848          |
| Battled, tank, or LP gas                       | 1 431                        | 47                 | 144          | 195          | 593          | 452             | 2 144                         | 90                 | 81           | 432          | 706          | 835             |
| Electricity                                    | 7 640                        | 1 311              | 1 692        | 2 388        | 1 264        | 985             | 12 930                        | 2 206              | 3 384        | 4 163        | 1 707        | 1 470           |
| Fuel oil, kerosene, etc.                       | 154 145                      | 6 457              | 3 441        | 12 945       | 56 774       | 74 528          | 107 373                       | 4 119              | 4 951        | 19 368       | 32 921       | 46 014          |
| Other  | 2 310                        | 108                | 91           | 321          | 657          | 1 133           | 1 262                         | 33                 | 12           | 144          | 345          | 728             |
| Income in 1979 below poverty level             | 10 422                       | 255                | 339          | 1 070        | 3 120        | 5 638           | 23 231                        | 1 091              | 1 169        | 3 674        | 7 155        | 10 142          |
| Percent below poverty level                    | 3.1                          | 1.7                | 2.1          | 1.8          | 2.5          | 4.6             | 12.6                          | 12.5               | 9.8          | 9.4          | 13.3         | 14.2            |
| <b>HOUSEHOLD INCOME IN 1979</b>                |                              |                    |              |              |              |                 |                               |                    |              |              |              |                 |
| Less than \$5,000                              | 13 288                       | 216                | 320          | 1 002        | 3 971        | 7 779           | 29 065                        | 1 806              | 1 811        | 5 018        | 8 576        | 11 854          |
| \$5,000 to \$9,999                             | 22 583                       | 252                | 403          | 2 041        | 7 853        | 12 034          | 30 915                        | 1 616              | 1 384        | 5 723        | 9 305        | 12 887          |
| \$10,000 to \$14,999                           | 13 305                       | 207                | 276          | 1 304        | 4 967        |                 |                               |                    |              |              |              |                 |



Table A-21. Units in Structure for Owner- and Renter-Occupied Housing Units With a White Householder: 1980

[Data are estimates based on a sample, see Introduction. For meaning of symbols, see Introduction. For definitions of terms, see appendixes A and B]

The SMSA

|   | Owner-occupied housing units |                              |                 |                              | Renter-occupied housing units |                              |                 |                 |                 |                 |                  |                              |
|---|------------------------------|------------------------------|-----------------|------------------------------|-------------------------------|------------------------------|-----------------|-----------------|-----------------|-----------------|------------------|------------------------------|
|   | Total                        | 1 unit, detached or attached | 2 or more units | Mobile home or trailer, etc. | Total                         | 1 unit, detached or attached | 2 units         | 3 and 4 units   | 5 to 9 units    | 10 to 49 units  | 50 or more units | Mobile home or trailer, etc. |
| <b>Occupied housing units</b> .....                 | <b>336 056</b>               | <b>298 254</b>               | <b>37 316</b>   | <b>486</b>                   | <b>184 581</b>                | <b>18 993</b>                | <b>38 496</b>   | <b>33 663</b>   | <b>16 985</b>   | <b>47 968</b>   | <b>28 223</b>    | <b>253</b>                   |
| Condominium housing units.....                      | 2 506                        | 1 413                        | 1 093           | -                            | 746                           | 120                          | 35              | 14              | 43              | 172             | 362              | -                            |
| <b>HOUSEHOLD TYPE AND AGE OF HOUSEHOLDER</b>        |                              |                              |                 |                              |                               |                              |                 |                 |                 |                 |                  |                              |
| <b>Married-couple families</b> .....                | <b>263 931</b>               | <b>238 890</b>               | <b>24 864</b>   | <b>177</b>                   | <b>74 553</b>                 | <b>10 404</b>                | <b>19 495</b>   | <b>15 099</b>   | <b>6 431</b>    | <b>15 170</b>   | <b>7 885</b>     | <b>69</b>                    |
| 15 to 24 years.....                                 | 1 301                        | 1 046                        | 242             | 13                           | 6 171                         | 556                          | 1 847           | 1 342           | 523             | 1 477           | 426              | -                            |
| 25 to 34 years.....                                 | 39 295                       | 36 111                       | 3 156           | 28                           | 22 777                        | 2 962                        | 6 207           | 4 589           | 1 993           | 5 360           | 1 654            | 12                           |
| 35 to 44 years.....                                 | 60 430                       | 55 939                       | 4 468           | 23                           | 10 629                        | 2 099                        | 2 936           | 2 261           | 1 069           | 1 530           | 727              | 7                            |
| 45 to 64 years.....                                 | 124 994                      | 113 290                      | 11 631          | 73                           | 21 451                        | 3 532                        | 5 788           | 4 525           | 1 860           | 3 646           | 2 093            | 7                            |
| 65 years and over.....                              | 37 911                       | 32 504                       | 5 367           | 40                           | 13 525                        | 1 255                        | 2 717           | 2 382           | 986             | 3 157           | 2 985            | 43                           |
| <b>Male householder, no wife present</b> .....      | <b>21 211</b>                | <b>17 481</b>                | <b>3 582</b>    | <b>148</b>                   | <b>37 802</b>                 | <b>4 028</b>                 | <b>5 948</b>    | <b>5 950</b>    | <b>3 727</b>    | <b>12 082</b>   | <b>6 005</b>     | <b>62</b>                    |
| 15 to 24 years.....                                 | 425                          | 368                          | 57              | -                            | 4 972                         | 673                          | 869             | 895             | 498             | 1 618           | 408              | 11                           |
| 25 to 34 years.....                                 | 3 002                        | 2 542                        | 445             | 15                           | 12 114                        | 1 472                        | 2 068           | 1 926           | 1 106           | 4 204           | 1 314            | 24                           |
| 35 to 44 years.....                                 | 3 123                        | 2 647                        | 476             | -                            | 5 161                         | 547                          | 759             | 791             | 519             | 1 872           | 667              | 6                            |
| 45 to 64 years.....                                 | 8 124                        | 6 762                        | 1 299           | 63                           | 9 285                         | 851                          | 1 420           | 1 443           | 1 024           | 2 800           | 1 726            | 21                           |
| 65 years and over.....                              | 6 537                        | 5 162                        | 1 305           | 70                           | 6 270                         | 485                          | 832             | 895             | 580             | 1 588           | 1 890            | -                            |
| <b>Female householder, no husband present</b> ..... | <b>50 914</b>                | <b>41 883</b>                | <b>8 870</b>    | <b>161</b>                   | <b>72 226</b>                 | <b>4 561</b>                 | <b>13 053</b>   | <b>12 614</b>   | <b>6 827</b>    | <b>20 716</b>   | <b>14 333</b>    | <b>122</b>                   |
| 15 to 24 years.....                                 | 280                          | 212                          | 66              | 2                            | 5 371                         | 304                          | 988             | 1 156           | 644             | 1 686           | 593              | -                            |
| 25 to 34 years.....                                 | 2 477                        | 1 990                        | 463             | 24                           | 14 441                        | 987                          | 2 792           | 2 765           | 1 634           | 4 781           | 1 462            | 20                           |
| 35 to 44 years.....                                 | 5 595                        | 4 996                        | 594             | 5                            | 7 791                         | 1 700                        | 1 403           | 1 403           | 759             | 2 140           | 837              | 5                            |
| 45 to 64 years.....                                 | 19 512                       | 16 677                       | 2 771           | 64                           | 18 007                        | 1 143                        | 3 880           | 3 537           | 1 639           | 4 985           | 2 808            | 15                           |
| 65 years and over.....                              | 23 050                       | 18 008                       | 4 976           | 66                           | 26 616                        | 1 180                        | 3 693           | 3 553           | 2 151           | 7 124           | 8 633            | 82                           |
| <b>Median age</b> .....                             | <b>52.0</b>                  | <b>51.5</b>                  | <b>57.0</b>     | <b>60.0</b>                  | <b>46.5</b>                   | <b>41.9</b>                  | <b>42.9</b>     | <b>44.2</b>     | <b>43.8</b>     | <b>43.5</b>     | <b>63.7</b>      | <b>63.8</b>                  |
| <b>YEAR HOUSEHOLDER MOVED INTO UNIT</b>             |                              |                              |                 |                              |                               |                              |                 |                 |                 |                 |                  |                              |
| 1979 to March 1980.....                             | 22 895                       | 20 555                       | 2 282           | 58                           | 49 526                        | 5 900                        | 10 147          | 8 928           | 4 594           | 13 380          | 6 496            | 81                           |
| 1975 to 1978.....                                   | 66 778                       | 59 911                       | 6 662           | 205                          | 63 767                        | 5 672                        | 13 352          | 11 322          | 6 403           | 17 518          | 9 435            | 66                           |
| 1970 to 1974.....                                   | 55 449                       | 49 803                       | 5 533           | 113                          | 29 999                        | 2 518                        | 5 783           | 5 593           | 2 453           | 8 050           | 5 546            | 56                           |
| 1960 to 1969.....                                   | 88 494                       | 80 655                       | 7 773           | 66                           | 26 661                        | 2 421                        | 5 123           | 4 740           | 2 325           | 6 679           | 5 323            | 50                           |
| 1959 or earlier.....                                | 102 440                      | 87 330                       | 15 066          | 44                           | 14 628                        | 2 482                        | 4 091           | 3 081           | 1 210           | 2 341           | 1 423            | -                            |
| <b>ROOMS</b>  |                              |                              |                 |                              |                               |                              |                 |                 |                 |                 |                  |                              |
| 1 room.....   | 201                          | 77                           | 112             | 12                           | 6 978                         | 153                          | 110             | 392             | 634             | 2 674           | 2 986            | 29                           |
| 2 rooms.....  | 366                          | 52                           | 260             | 54                           | 12 321                        | 339                          | 706             | 1 541           | 1 180           | 4 483           | 4 052            | 20                           |
| 3 rooms.....  | 3 327                        | 1 111                        | 2 099           | 117                          | 54 573                        | 1 169                        | 6 710           | 9 177           | 5 655           | 20 343          | 11 406           | 113                          |
| 4 rooms.....  | 19 327                       | 11 200                       | 7 916           | 211                          | 55 114                        | 2 831                        | 11 993          | 12 589          | 5 929           | 14 729          | 6 971            | 72                           |
| 5 rooms.....  | 44 838                       | 31 966                       | 12 806          | 66                           | 33 362                        | 3 614                        | 12 246          | 7 472           | 2 953           | 4 794           | 2 264            | 19                           |
| 6 rooms.....  | 83 399                       | 74 953                       | 8 423           | 23                           | 13 853                        | 4 607                        | 5 478           | 2 123           | 487             | 751             | 407              | -                            |
| 7 or more rooms.....                                | 184 598                      | 178 895                      | 5 700           | 3                            | 8 380                         | 6 280                        | 1 253           | 369             | 147             | 194             | 137              | -                            |
| <b>Median</b> .....                                 | <b>6.7</b>                   | <b>6.9</b>                   | <b>5.1</b>      | <b>3.8</b>                   | <b>3.8</b>                    | <b>5.8</b>                   | <b>4.5</b>      | <b>4.0</b>      | <b>3.7</b>      | <b>3.3</b>      | <b>3.1</b>       | <b>3.2</b>                   |
| <b>PLUMBING FACILITIES BY PERSONS PER ROOM</b>      |                              |                              |                 |                              |                               |                              |                 |                 |                 |                 |                  |                              |
| <b>Complete plumbing for exclusive use</b>          | <b>334 564</b>               | <b>298 130</b>               | <b>35 954</b>   | <b>480</b>                   | <b>180 109</b>                | <b>18 921</b>                | <b>37 568</b>   | <b>32 773</b>   | <b>16 219</b>   | <b>46 822</b>   | <b>27 553</b>    | <b>253</b>                   |
| 0.50 or less.....                                   | 231 057                      | 209 562                      | 21 136          | 359                          | 110 660                       | 12 034                       | 22 097          | 19 148          | 8 882           | 30 080          | 18 268           | 151                          |
| 0.51 to 1.00.....                                   | 99 823                       | 86 318                       | 13 393          | 112                          | 63 182                        | 6 384                        | 14 198          | 12 031          | 6 324           | 15 471          | 8 681            | 93                           |
| 1.01 to 1.50.....                                   | 3 260                        | 2 070                        | 1 181           | 9                            | 4 760                         | 469                          | 1 027           | 1 274           | 709             | 904             | 368              | 9                            |
| 1.51 or more.....                                   | 424                          | 180                          | 244             | -                            | 1 507                         | 34                           | 246             | 320             | 304             | 367             | 236              | -                            |
| <b>Lacking complete plumbing for exclusive use</b>  | <b>1 492</b>                 | <b>124</b>                   | <b>1 368</b>    | <b>6</b>                     | <b>4 472</b>                  | <b>72</b>                    | <b>928</b>      | <b>890</b>      | <b>766</b>      | <b>1 146</b>    | <b>670</b>       | <b>-</b>                     |
| 0.50 or less.....                                   | 754                          | 66                           | 688             | -                            | 1 860                         | 59                           | 425             | 379             | 269             | 450             | 278              | -                            |
| 0.51 to 1.00.....                                   | 658                          | 50                           | 608             | 6                            | 2 315                         | 13                           | 437             | 429             | 459             | 609             | 368              | -                            |
| 1.01 to 1.50.....                                   | 65                           | 8                            | 57              | -                            | 197                           | -                            | 66              | 45              | 31              | 41              | 14               | -                            |
| 1.51 or more.....                                   | 15                           | -                            | 15              | -                            | 100                           | -                            | -               | 37              | 7               | 46              | 10               | -                            |
| <b>BEDROOMS</b>                                     |                              |                              |                 |                              |                               |                              |                 |                 |                 |                 |                  |                              |
| None.....   | 246                          | 99                           | 135             | 12                           | 8 369                         | 175                          | 213             | 489             | 745             | 3 125           | 3 582            | 40                           |
| 1.....  | 10 128                       | 4 724                        | 5 234           | 170                          | 85 729                        | 2 352                        | 11 116          | 14 523          | 8 207           | 31 728          | 17 680           | 123                          |
| 2.....  | 58 864                       | 42 001                       | 16 609          | 254                          | 62 657                        | 5 258                        | 18 447          | 14 329          | 6 230           | 11 971          | 6 357            | 65                           |
| 3.....  | 158 098                      | 146 314                      | 11 736          | 48                           | 22 076                        | 7 191                        | 7 885           | 3 859           | 1 546           | 1 022           | 548              | 25                           |
| 4.....  | 84 942                       | 82 443                       | 2 497           | 2                            | 4 467                         | 3 003                        | 732             | 397             | 205             | 86              | 44               | -                            |
| 5 or more.....                                      | 23 778                       | 22 673                       | 1 105           | -                            | 1 283                         | 1 014                        | 103             | 66              | 52              | 36              | 12               | -                            |
| <b>HOUSEHOLD INCOME IN 1979</b>                     |                              |                              |                 |                              |                               |                              |                 |                 |                 |                 |                  |                              |
| Less than \$5,000.....                              | 13 288                       | 9 687                        | 3 485           | 116                          | 29 065                        | 1 535                        | 4 790           | 5 491           | 3 146           | 6 959           | 7 076            | 68                           |
| \$5,000 to \$9,999.....                             | 22 583                       | 17 509                       | 4 975           | 99                           | 30 915                        | 2 357                        | 5 937           | 5 814           | 3 342           | 7 723           | 5 679            | 63                           |
| \$10,000 to \$14,999.....                           | 13 305                       | 10 852                       | 2 391           | 62                           | 17 327                        | 1 513                        | 3 599           | 3 344           | 1 694           | 4 736           | 2 417            | 24                           |
| \$12,500 to \$14,999.....                           | 12 987                       | 10 656                       | 2 282           | 49                           | 15 148                        | 1 375                        | 3 084           | 3 274           | 1 321           | 4 126           | 1 960            | 8                            |
| \$15,000 to \$19,999.....                           | 33 671                       | 28 637                       | 4 987           | 47                           | 30 479                        | 2 907                        | 7 055           | 5 766           | 2 956           | 8 348           | 3 426            | 21                           |
| \$20,000 to \$24,999.....                           | 40 144                       | 35 126                       | 4 968           | 50                           | 22 518                        | 2 495                        | 5 200           | 3 949           | 1 897           | 6 169           | 2 771            | 37                           |
| \$25,000 to \$34,999.....                           | 79 806                       | 72 045                       | 7 712           | 49                           | 24 394                        | 3 498                        | 6 091           | 4 031           | 1 764           | 6 238           | 2 755            | 17                           |
| \$35,000 to \$49,999.....                           | 69 026                       | 64 564                       | 4 453           | 9                            | 10 400                        | 2 144                        | 2 129           | 1 563           | 639             | 2 632           | 1 285            | 8                            |
| \$50,000 or more.....                               | 51 246                       | 49 178                       | 2 063           | 5                            | 4 335                         | 1 169                        | 611             | 431             | 226             | 1 037           | 854              | 7                            |
| <b>Median</b> .....                                 | <b>\$28 667</b>              | <b>\$29 866</b>              | <b>\$20 488</b> | <b>\$11 129</b>              | <b>\$14 973</b>               | <b>\$19 661</b>              | <b>\$16 219</b> | <b>\$14 167</b> | <b>\$13 088</b> | <b>\$15 231</b> | <b>\$11 403</b>  | <b>\$9 583</b>               |
| <b>Mean</b> .....                                   | <b>\$33 117</b>              | <b>\$34 398</b>              | <b>\$23 138</b> | <b>\$13 169</b>              | <b>\$17 243</b>               | <b>\$22 832</b>              | <b>\$17 770</b> | <b>\$15 999</b> | <b>\$15 052</b> | <b>\$17 160</b> | <b>\$15 720</b>  | <b>\$15 984</b>              |
| <b>SELECTED CHARACTERISTICS</b>                     |                              |                              |                 |                              |                               |                              |                 |                 |                 |                 |                  |                              |
| <b>Heating equipment</b> .....                      | <b>335 965</b>               | <b>298 209</b>               | <b>37 270</b>   | <b>486</b>                   | <b>184 143</b>                | <b>18 974</b>                | <b>38 452</b>   | <b>33 522</b>   | <b>16 829</b>   | <b>47 890</b>   | <b>28 223</b>    | <b>253</b>                   |
| Steam or hot water system.....                      | 195 517                      | 166 556                      | 28 913          | 48                           | 130 265                       | 11 293                       | 28 810          | 25 266          | 11 477          | 34 343          | 18 945           | 131                          |
| Central warm-air furnace or electric heat pump..... | 125 185                      | 119 615                      | 5 240           | 330                          | 30 016                        | 5 534                        | 5 657           | 3 639           | 2 126           | 7 411           | 5 561            | 88                           |
| Other built-in electric units.....                  | 6 023                        | 5 269                        | 720             | 34                           | 9 456                         | 561                          | 849             | 955             | 937             | 3 603           | 2 537            | 14                           |
| Floor, wall, or pipeless furnace.....               | 1 768                        | 1 581                        | 184             | 3                            | 2 293                         | 300                          | 321             | 293             | 221             | 711             | 447              | -                            |
| Other means.....                                    | 7 472                        | 5 188                        | 2 213           | 71                           | 12 113                        | 1 286                        | 2 815           | 3 369           | 2 068           | 1 822           | 733              | 20                           |
| <b>Air conditioning</b> .....                       | <b>240 972</b>               | <b>214 079</b>               | <b>26 628</b>   | <b>265</b>                   | <b>119 748</b>                | <b>10 325</b>                | <b>23 022</b>   | <b>19 303</b>   | <b>10 007</b>   | <b>36 363</b>   | <b>20 570</b>    | <b>158</b>                   |
| Central system.....                                 | 70 015                       | 67 170                       | 2 783           | 62                           | 16 245                        | 1 662                        | 1 402           | 1 233           | 1 165           | 4 273           | 6 455            | 55                           |
| <b>Vehicles available</b> .....                     | <b>320 549</b>               | <b>288 350</b>               | <b>31 808</b>   | <b>391</b>                   | <b>142 526</b>                | <b>17 440</b>                | <b>32 166</b>   | <b>25 640</b>   | <b>12 069</b>   | <b>37 224</b>   | <b>17 821</b>    | <b>166</b>                   |
| 1.....  | 87 627                       | 72 961                       | 14 410          | 256                          | 90 510                        | 7 385                        | 18 470          | 16 645          | 8 509           | 25 972          | 13 415           | 114                          |
| 2 or more.....                                      | 232 922                      | 215 389                      | 17 398          | 135                          | 52 016                        | 10 055                       | 13 696          | 8 995           | 3 560           | 11 252          | 4 406            | 52                           |
| <b>House heating fuel</b> .....                     | <b>335 965</b>               | <b>298 209</b>               | <b>37 270</b>   | <b>486</b>                   | <b>184 143</b>                | <b>18 974</b>                | <b>38 452</b>   | <b>33 522</b>   | <b>16 829</b>   | <b>47 890</b>   | <b>28 223</b>    | <b>253</b>                   |
| Utility gas.....                                    | 170 439                      | 154 787                      | 15 592          | 60                           | 60 434                        | 6 793                        | 15 626          | 12 384          | 6 189           | 13 545          | 5                |                              |

Table A—22. Owner- and Renter-Occupied Housing Units With a White Householder by Size of Household: 1980

[Data are estimates based on a sample, see Introduction. For meaning of symbols, see Introduction. For definitions of terms, see appendixes A and B]

| The SMSA  | Total          | 1 person      | 2 persons      | 3 persons     | 4 persons     | 5 persons     | 6 persons     | 7 persons    | 8 or more persons | Median      | Total persons    |
|---|----------------|---------------|----------------|---------------|---------------|---------------|---------------|--------------|-------------------|-------------|------------------|
| <b>Owner-occupied housing units</b> .....                                   | <b>336 056</b> | <b>35 611</b> | <b>101 327</b> | <b>68 632</b> | <b>71 525</b> | <b>37 431</b> | <b>14 176</b> | <b>5 372</b> | <b>1 982</b>      | <b>2.95</b> | <b>1 072 084</b> |
| Nonrelatives present .....  | 8 915          | —             | 2 702          | 1 968         | 1 540         | 1 225         | 808           | 471          | 201               | 3.39        | 34 164           |
| <b>ROOMS</b>  |                |               |                |               |               |               |               |              |                   |             |                  |
| 1 to 3 rooms .....  | 3 894          | 1 932         | 1 283          | 371           | 160           | 119           | 29            | —            | —                 | 1.51        | 7 659            |
| 4 rooms .....   | 19 327         | 5 229         | 8 502          | 3 175         | 1 723         | 472           | 157           | 44           | 25                | 2.02        | 44 669           |
| 5 rooms .....   | 44 838         | 8 275         | 18 214         | 8 786         | 5 997         | 2 470         | 753           | 256          | 87                | 2.28        | 118 035          |
| 6 rooms .....   | 83 399         | 10 260        | 28 813         | 18 173        | 15 643        | 7 074         | 2 366         | 804          | 266               | 2.64        | 244 711          |
| 7 rooms .....   | 75 109         | 5 568         | 22 268         | 16 807        | 17 581        | 8 506         | 2 981         | 1 124        | 274               | 3.08        | 242 888          |
| 8 or more rooms .....   | 109 489        | 4 347         | 22 247         | 21 320        | 30 421        | 18 790        | 7 890         | 3 144        | 1 330             | 3.72        | 414 122          |
| Median .....  | 6.7            | 5.7           | 6.3            | 6.7           | 7.2           | 7.5           | 7.7           | 7.9          | 8.4               | ...         | ...              |
| <b>PLUMBING FACILITIES BY PERSONS PER ROOM</b>                              |                |               |                |               |               |               |               |              |                   |             |                  |
| <b>Complete plumbing for exclusive use</b> .....                            | <b>334 564</b> | <b>35 348</b> | <b>100 862</b> | <b>68 411</b> | <b>71 180</b> | <b>37 315</b> | <b>14 114</b> | <b>5 356</b> | <b>1 978</b>      | <b>2.95</b> | <b>1 067 168</b> |
| 1.00 or less .....  | 330 880        | 35 348        | 100 819        | 68 357        | 71 034        | 36 748        | 13 201        | 4 262        | 1 111             | 2.93        | 1 042 634        |
| 1.01 to 1.50 .....  | 3 260          | —             | —              | 29            | 108           | 448           | 889           | 1 060        | 726               | 6.65        | 21 719           |
| 1.51 or more .....  | 424            | —             | 43             | 25            | 38            | 119           | 24            | 34           | 141               | 5.39        | 2 815            |
| <b>Lacking complete plumbing for exclusive use</b> .....                    | <b>1 492</b>   | <b>263</b>    | <b>465</b>     | <b>221</b>    | <b>345</b>    | <b>116</b>    | <b>62</b>     | <b>16</b>    | <b>4</b>          | <b>2.58</b> | <b>4 916</b>     |
| 1.00 or less .....  | 1 412          | 263           | 465            | 215           | 331           | 92            | 36            | 6            | 4                 | 2.45        | 4 417            |
| 1.01 to 1.50 .....  | 65             | —             | —              | 6             | 14            | 24            | 21            | —            | —                 | 5.02        | 400              |
| 1.51 or more .....  | 15             | —             | —              | —             | —             | —             | 5             | 10           | —                 | 6.75        | 99               |
| <b>UNITS IN STRUCTURE</b>   |                |               |                |               |               |               |               |              |                   |             |                  |
| 1, detached or attached .....   | 298 254        | 28 039        | 89 749         | 61 536        | 65 403        | 34 249        | 12 809        | 4 702        | 1 767             | 3.01        | 952 528          |
| 2 or more .....   | 37 316         | 7 315         | 11 423         | 7 067         | 6 088         | 3 180         | 1 363         | 665          | 215               | 2.49        | 118 577          |
| Mobile home or trailer, etc. ....   | 486            | 257           | 155            | 29            | 34            | 2             | 4             | 5            | —                 | 1.45        | 979              |
| <b>VALUE</b>  |                |               |                |               |               |               |               |              |                   |             |                  |
| <b>Specified owner-occupied housing units</b> .....                         | <b>281 001</b> | <b>26 106</b> | <b>83 963</b>  | <b>58 141</b> | <b>62 227</b> | <b>32 377</b> | <b>12 073</b> | <b>4 439</b> | <b>1 675</b>      | <b>3.02</b> | <b>893 624</b>   |
| Less than \$10,000 .....  | 250            | 75            | 90             | 39            | 21            | 25            | —             | —            | —                 | 2.06        | 503              |
| \$10,000 to \$19,999 .....  | 1 631          | 420           | 600            | 342           | 129           | 85            | 26            | 25           | 4                 | 2.16        | 4 081            |
| \$20,000 to \$29,999 .....  | 6 383          | 1 438         | 2 143          | 1 228         | 800           | 419           | 233           | 84           | 38                | 2.32        | 17 224           |
| \$30,000 to \$39,999 .....  | 14 508         | 2 670         | 4 959          | 2 832         | 1 898         | 1 155         | 569           | 293          | 132               | 2.42        | 40 568           |
| \$40,000 to \$49,999 .....  | 25 533         | 4 236         | 8 881          | 4 627         | 4 098         | 2 225         | 821           | 444          | 201               | 2.46        | 70 027           |
| \$50,000 to \$59,999 .....  | 34 455         | 4 192         | 11 400         | 7 476         | 6 222         | 3 307         | 1 192         | 504          | 162               | 2.72        | 102 985          |
| \$60,000 to \$79,999 .....  | 78 520         | 7 031         | 25 130         | 17 208        | 16 927        | 7 876         | 3 044         | 963          | 341               | 2.91        | 242 814          |
| \$80,000 to \$99,999 .....  | 50 792         | 3 214         | 13 992         | 10 587        | 13 070        | 6 525         | 2 407         | 718          | 279               | 3.27        | 167 334          |
| \$100,000 to \$149,999 .....  | 49 413         | 2 076         | 12 048         | 10 204        | 13 745        | 7 396         | 2 537         | 1 039        | 368               | 3.53        | 176 654          |
| \$150,000 or more .....   | 19 516         | 754           | 4 720          | 3 598         | 5 317         | 3 364         | 1 244         | 369          | 150               | 3.63        | 71 434           |
| Median .....  | \$74 800       | \$60 100      | \$71 000       | \$74 500      | \$81 400      | \$83 200      | \$81 200      | \$78 400     | \$77 000          | ...         | ...              |
| <b>SELECTED CHARACTERISTICS</b>   |                |               |                |               |               |               |               |              |                   |             |                  |
| <b>All income levels in 1979</b> .....                                      | <b>336 056</b> | <b>35 611</b> | <b>101 327</b> | <b>68 632</b> | <b>71 525</b> | <b>37 431</b> | <b>14 176</b> | <b>5 372</b> | <b>1 982</b>      | <b>2.95</b> | <b>1 072 084</b> |
| Median income .....   | \$28 667       | \$10 215      | \$25 504       | \$30 795      | \$32 812      | \$34 358      | \$36 632      | \$38 423     | \$42 628          | ...         | ...              |
| Median selected monthly owner costs as percentage of household income ..... | 18.2           | 30.7          | 17.6           | 16.6          | 18.3          | 17.9          | 16.9          | 16.0         | 15.4              | ...         | ...              |
| With a mortgage .....   | 19.7           | 30.6          | 19.6           | 19.6          | 19.9          | 19.2          | 18.0          | 17.0         | 16.6              | ...         | ...              |
| Not mortgaged .....   | 14.3           | 30.8          | 14.9           | 11.2          | 10.3          | 10.4          | 10.1          | 10.1         | 10.1              | ...         | ...              |
| <b>Income in 1979 below poverty level</b> .....                             | <b>10 422</b>  | <b>4 075</b>  | <b>2 467</b>   | <b>1 339</b>  | <b>1 240</b>  | <b>823</b>    | <b>316</b>    | <b>104</b>   | <b>58</b>         | <b>1.96</b> | <b>...</b>       |
| Median income .....   | \$2 878        | \$2500—       | \$2 847        | \$3 303       | \$3 850       | \$5 303       | \$5 992       | \$9 231      | \$11 286          | ...         | ...              |
| Median selected monthly owner costs as percentage of household income ..... | 50+            | 50+           | 50+            | 50+           | 50+           | 50+           | 50+           | 50+          | 50+               | 39.6        | ...              |
| With a mortgage .....   | 50+            | 50+           | 50+            | 50+           | 50+           | 50+           | 50+           | 50+          | 50+               | ...         | ...              |
| Not mortgaged .....   | 50+            | 50+           | 50+            | 50+           | 50+           | 50+           | 31.0          | 22.5         | 30.0              | ...         | ...              |
| <b>Renter-occupied housing units</b> .....                                  | <b>184 581</b> | <b>73 508</b> | <b>58 961</b>  | <b>25 540</b> | <b>15 857</b> | <b>6 864</b>  | <b>2 425</b>  | <b>1 058</b> | <b>368</b>        | <b>1.82</b> | <b>380 316</b>   |
| Nonrelatives present .....  | 12 854         | —             | 8 158          | 2 559         | 1 072         | 574           | 304           | 108          | 79                | 2.29        | 33 879           |
| <b>ROOMS</b>  |                |               |                |               |               |               |               |              |                   |             |                  |
| 1 room .....  | 6 978          | 6 465         | 390            | 51            | 56            | —             | 10            | —            | 6                 | 1.04        | 7 453            |
| 2 rooms .....   | 12 321         | 9 278         | 2 299          | 437           | 219           | 61            | 14            | 13           | —                 | 1.16        | 16 143           |
| 3 rooms .....   | 54 573         | 32 370        | 16 981         | 3 643         | 1 147         | 276           | 78            | 75           | 3                 | 1.34        | 82 017           |
| 4 rooms .....   | 55 114         | 17 453        | 21 773         | 9 211         | 4 574         | 1 490         | 409           | 166          | 38                | 1.96        | 114 850          |
| 5 rooms .....   | 33 362         | 5 609         | 11 748         | 7 435         | 5 141         | 2 210         | 800           | 297          | 122               | 2.44        | 88 020           |
| 6 rooms .....   | 13 853         | 1 606         | 3 991          | 3 147         | 2 693         | 1 511         | 573           | 256          | 76                | 2.92        | 42 215           |
| 7 or more rooms .....   | 8 380          | 727           | 1 779          | 1 616         | 2 027         | 1 316         | 541           | 251          | 123               | 3.53        | 29 618           |
| Median .....  | 3.8            | 3.1           | 4.0            | 4.4           | 4.9           | 5.2           | 5.4           | 5.4          | 5.7               | ...         | ...              |
| <b>PLUMBING FACILITIES BY PERSONS PER ROOM</b>                              |                |               |                |               |               |               |               |              |                   |             |                  |
| <b>Complete plumbing for exclusive use</b> .....                            | <b>180 109</b> | <b>71 447</b> | <b>57 925</b>  | <b>24 973</b> | <b>15 379</b> | <b>6 654</b>  | <b>2 375</b>  | <b>1 013</b> | <b>343</b>        | <b>1.82</b> | <b>371 204</b>   |
| 1.00 or less .....  | 173 842        | 71 447        | 57 560         | 24 518        | 14 031        | 4 903         | 1 091         | 243          | 49                | 1.77        | 340 850          |
| 1.01 to 1.50 .....  | 4 760          | —             | —              | 412           | 1 110         | 1 414         | 1 182         | 521          | 121               | 5.11        | 23 365           |
| 1.51 or more .....  | 1 507          | —             | 365            | 43            | 238           | 337           | 102           | 249          | 173               | 4.82        | 6 989            |
| <b>Lacking complete plumbing for exclusive use</b> .....                    | <b>4 472</b>   | <b>2 061</b>  | <b>1 036</b>   | <b>567</b>    | <b>478</b>    | <b>210</b>    | <b>50</b>     | <b>45</b>    | <b>25</b>         | <b>1.67</b> | <b>9 112</b>     |
| 1.00 or less .....  | 4 175          | 2 061         | 1 011          | 534           | 404           | 134           | 23            | 8            | —                 | 1.53        | 7 686            |
| 1.01 to 1.50 .....  | 197            | —             | —              | 25            | 37            | 76            | 27            | 32           | —                 | 4.98        | 1 027            |
| 1.51 or more .....  | 100            | —             | 25             | 8             | 37            | —             | —             | 5            | 25                | 3.96        | 399              |
| <b>UNITS IN STRUCTURE</b>   |                |               |                |               |               |               |               |              |                   |             |                  |
| 1, detached or attached .....   | 18 993         | 3 762         | 5 301          | 3 781         | 3 280         | 1 801         | 673           | 276          | 119               | 2.61        | 54 083           |
| 2 .....   | 38 496         | 10 049        | 13 228         | 7 214         | 4 798         | 2 213         | 687           | 253          | 54                | 2.20        | 91 214           |
| 3 and 4 .....   | 33 663         | 11 441        | 11 121         | 5 497         | 3 378         | 1 391         | 458           | 259          | 118               | 1.98        | 73 465           |
| 5 to 9 .....  | 16 985         | 6 681         | 4 919          | 2 634         | 1 627         | 644           | 300           | 144          | 36                | 1.87        | 35 382           |
| 10 to 49 .....  | 47 968         | 24 519        | 16 023         | 4 507         | 2 030         | 543           | 212           | 118          | 16                | 1.48        | 81 544           |
| 50 or more .....  | 28 223         | 16 902        | 8 310          | 1 883         | 737           | 272           | 86            | 8            | 25                | 1.33        | 44 211           |
| Mobile home or trailer, etc. ....   | 253            | 154           | 59             | 24            | 7             | —             | 9             | —            | —                 | 1.32        | 417              |
| <b>GROSS RENT</b>   |                |               |                |               |               |               |               |              |                   |             |                  |
| <b>Specified renter-occupied housing units</b> .....                        | <b>182 493</b> | <b>73 014</b> | <b>58 237</b>  | <b>25 213</b> | <b>15 590</b> | <b>6 694</b>  | <b>2 358</b>  | <b>1 041</b> | <b>346</b>        | <b>1.81</b> | <b>374 850</b>   |
| Less than \$100 .....   | 5 515          | 4 573         | 562            | 192           | 73            | 63            | 37            | 6            | 9                 | 1.10        | 7 390            |
| \$100 to \$149 .....  | 6 268          | 4 124         | 1 365          | 495           | 177           | 57            | 28            | 6            | 16                | 1.26        | 9 257            |
| \$150 to \$199 .....  | 16 672         | 8 971         | 4 427          | 1 801         | 948           | 410           | 73            | 32           | 10                | 1.43        | 28 025           |
| \$200 to \$249 .....  | 31 269         | 14 060        | 8 648          | 4 051         | 2 760         | 1 188         | 313           | 169          | 80                | 1.68        | 61 481           |
| \$250 to \$299 .....  | 37 990         | 15 958        | 12 408         | 4 999         | 2 836         | 1 037         | 484           | 238          | 30                | 1.74        | 74 698           |
| \$300 to \$349 .....  | 33 502         | 12 729        | 12 367         | 4 327         | 2 393         | 1 071         | 391           | 172          | 52                | 1.83        | 67 792           |
| \$350 to \$399 .....  | 19 745         | 5 690         | 7 403          | 3 436         | 2 069         | 751           | 274           | 60           | 62                | 2.06        | 44 150           |
| \$400 to \$499 .....  | 16 381         | 3 728         | 6 340          | 3 129         | 1 906         | 831           | 280           | 155          | 12                | 2.20        | 39 574           |
| \$500 or more .....   | 9 635          | 1 655         | 3 081          | 1 877         | 1 654         | 889           | 283           | 132          | 64                | 2.54        | 27 248           |
| No cash rent .....  | 5 516          | 1 636         | 1 636          | 906           | 774           | 397           | 195           | 71           | 11                | 2.25        | 15 235           |
| Median .....  | \$288          | \$263         | \$304          | \$307         | \$313         | \$318         | \$319         | \$310        | \$322             | ...         | ...              |
| <b>SELECTED CHARACTERISTICS</b>   |                |               |                |               |               |               |               |              |                   |             |                  |
| <b>All income levels in 1979</b> .....                                      | <b>184 581</b> | <b>73 508</b> | <b>58 961</b>  | <b>25 540</b> | <b>15 857</b> | <b>6 864</b>  | <b>2 425</b>  | <b>1 058</b> | <b>368</b>        | <b>1.82</b> | <b>380 316</b>   |
| Median income .....   | \$14 973       | \$10 093      | \$18 408       | \$18 574      | \$18 960      | \$20 276      | \$19 017      | \$18 185     | \$20 806          | ...         | ...              |
| Median gross rent as percentage of household income .....                   | 23.9           | 29.1          | 20.4           | 20.9          | 21.6          | 20.8          | 22.2          | 24.3         | 21.2              | ...         | ...              |
| <b>Income in 1979 below poverty level</b> .....                             | <b>23 231</b>  | <b>11 326</b> | <b>4 211</b>   | <b>3 311</b>  | <b>2 265</b>  | <b>1 140</b>  | <b></b>       |              |                   |             |                  |



Table A - 23. Household Composition and Age of Householder for Owner- and Renter-Occupied Housing Units With a White Householder: 1980

[Data are estimates based on a sample, see Introduction. For meaning of symbols, see Introduction. For definitions of terms, see appendices A and B.]

|   | Married-couple families |                |                |                |                |                |                |                |                   |                | Male householder, no wife present |                |                |                |                | Female householder, no husband present |                |                |                   |                | Median age |  |
|---|-------------------------|----------------|----------------|----------------|----------------|----------------|----------------|----------------|-------------------|----------------|-----------------------------------|----------------|----------------|----------------|----------------|--|----------------|----------------|-------------------|----------------|------------|--|
|   | 15 to 24 years          |                | 25 to 34 years |                | 35 to 44 years |                | 45 to 64 years |                | 65 years and over |                | 15 to 24 years                    |                | 25 to 34 years |                | 35 to 44 years |  | 45 to 64 years |                | 65 years and over |                |            |  |
|   | Total                   | 15 to 24 years | Total          | 15 to 24 years | Total          | 15 to 24 years | Total          | 15 to 24 years | Total             | 15 to 24 years | Total                             | 15 to 24 years | Total          | 15 to 24 years | Total          | 15 to 24 years                         | Total          | 15 to 24 years | Total             | 15 to 24 years |            |  |
| <b>Owner-occupied housing units</b>   |                         |                |                |                |                |                |                |                |                   |                |                                   |                |                |                |                |  |                |                |                   |                |            |  |
| <b>PERSONS IN UNIT</b>  |                         |                |                |                |                |                |                |                |                   |                |                                   |                |                |                |                |  |                |                |                   |                |            |  |
| 1 person  | 35 611                  | 1 301          | 39 295         | 60 430         | 124 994        | 37 911         | 425            | 3 002          | 3 123             | 8 124          | 6 537                             | 280            | 2 477          | 5 595          | 19 512         | 23 050                                 | 52.0           |                |                   |                |            |  |
| 2 persons   | 101 327                 | 757            | 10 720         | 4 460          | 39 069         | 27 664         | 218            | 1 735          | 1 336             | 3 635          | 4 183                             | 142            | 691            | 814            | 7 672          | 15 185                                 | 66.5           |                |                   |                |            |  |
| 3 persons   | 68 632                  | 407            | 10 215         | 7 865          | 32 854         | 7 193          | 1 018          | 726            | 822               | 2 333          | 1 543                             | 64             | 580            | 1 130          | 6 061          | 5 290                                  | 66.3           |                |                   |                |            |  |
| 4 persons   | 71 525                  | 81             | 12 988         | 24 084         | 27 831         | 1 975          | 25             | 1 272          | 562               | 1 242          | 467                               | 53             | 715            | 1 721          | 3 362          | 1 602                                  | 52.4           |                |                   |                |            |  |
| 5 persons   | 37 431                  | 42             | 4 006          | 15 541         | 15 029         | 1 708          | 289            | 107            | 226               | 492            | 184                               | 21             | 115            | 1 180          | 1 523          | 465                                    | 43.5           |                |                   |                |            |  |
| 6 or more persons   | 21 530                  | 14             | 1 366          | 8 480          | 10 211         | 371            | 147            | 46             | 70                | 133            | 117                               | 20             | 53             | 502            | 574            | 347                                    | 44.0           |                |                   |                |            |  |
| Median  | 2.95                    | 2.36           | 3.37           | 4.24           | 3.21           | 2.19           | 1.47           | 1.37           | 1.77              | 1.68           | 1.28                              | 1.49           | 2.44           | 3.00           | 1.84           | 1.26                                   | 45.5           |                |                   |                |            |  |
| Total persons   | 1 072 084               | 3 488          | 134 874        | 263 491        | 436 117        | 92 179         | 819            | 5 365          | 6 677             | 16 677         | 10 449                            | 557            | 6 325          | 17 002         | 41 663         | 36 341                                 | ...            |                |                   |                |            |  |
| <b>PLUMBING FACILITIES BY PERSONS PER ROOM</b>  |                         |                |                |                |                |                |                |                |                   |                |                                   |                |                |                |                |  |                |                |                   |                |            |  |
| Complete plumbing for exclusive use   | 334 564                 | 1 290          | 39 132         | 60 251         | 124 525        | 37 704         | 425            | 2 996          | 3 112             | 8 044          | 6 499                             | 280            | 2 447          | 5 589          | 19 414         | 22 856                                 | 52.0           |                |                   |                |            |  |
| 1.01 or more persons per room   | 3 684                   | 17             | 345            | 1 321          | 1 625          | 122            | —              | 19             | 30                | 32             | 28                                | —              | 14             | 34             | 46             | 51                                     | 45.4           |                |                   |                |            |  |
| Locking complete plumbing for exclusive use   | 1 492                   | 11             | 163            | 179            | 469            | 207            | —              | 6              | 11                | 80             | 38                                | —              | 30             | 6              | 98             | 194                                    | 56.6           |                |                   |                |            |  |
| 1.01 or more persons per room   | 80                      | —              | 9              | 34             | 30             | 2              | —              | —              | —                 | —              | —                                 | —              | 5              | —              | —              | —                                      | 41.9           |                |                   |                |            |  |
| <b>MORTGAGE STATUS AND SELECTED MONTHLY OWNER COSTS AS PERCENTAGE OF HOUSEHOLD INCOME IN 1979</b> |                         |                |                |                |                |                |                |                |                   |                |                                   |                |                |                |                |  |                |                |                   |                |            |  |
| <b>Specified owner-occupied housing units</b>   |                         |                |                |                |                |                |                |                |                   |                |                                   |                |                |                |                |  |                |                |                   |                |            |  |
| With a mortgage   | 281 001                 | 1 013          | 34 459         | 53 174         | 106 238        | 30 459         | 336            | 2 318          | 2 337             | 6 229          | 4 848                             | 190            | 1 856          | 4 732          | 15 747         | 17 065                                 | 51.4           |                |                   |                |            |  |
| Less than 15 percent  | 185 730                 | 957            | 33 520         | 50 100         | 71 684         | 5 972          | 270            | 2 039          | 2 101             | 3 458          | 6 666                             | 144            | 1 665          | 4 134          | 7 087          | 1 933                                  | 44.6           |                |                   |                |            |  |
| 15 to 19 percent  | 53 993                  | 69             | 2 727          | 11 467         | 34 518         | 1 669          | 50             | 210            | 445               | 1 007          | 288                               | 20             | 59             | 288            | 1 088          | 288                                    | 50.6           |                |                   |                |            |  |
| 20 to 24 percent  | 40 904                  | 44             | 6 539          | 12 568         | 16 593         | 1 140          | 29             | 409            | 346               | 564            | 83                                | 4              | 113            | 139            | 233            | 44.8                                   | 48.2           |                |                   |                |            |  |
| 25 to 29 percent  | 33 124                  | 215            | 8 518          | 11 115         | 9 133          | 845            | 59             | 317            | 252               | 314            | 52                                | 6              | 250            | 478            | 766            | 160                                    | 38.2           |                |                   |                |            |  |
| 30 to 34 percent  | 21 535                  | 238            | 6 816          | 6 686          | 4 541          | 630            | 12             | 165            | 220               | 16             | 74                                | 20             | 189            | 520            | 670            | 97                                     | 38.2           |                |                   |                |            |  |
| 35 percent or more  | 12 195                  | 149            | 3 922          | 3 152          | 2 389          | 1 285          | 81             | 220            | 216               | 464            | 235                               | 81             | 798            | 1 771          | 2 257          | 951                                    | 41.5           |                |                   |                |            |  |
| Not computed  | 23 472                  | 242            | 4 973          | 5 039          | 4 467          | 1 285          | 81             | 503            | 315               | 16             | 235                               | 13             | 91             | 55             | 104            | 44                                     | 43.0           |                |                   |                |            |  |
| Median  | 507                     | —              | 25             | 73             | 43             | 27             | 9              | 7              | —                 | —              | —                                 | —              | —              | —              | —              | —                                      | —              |                |                   |                |            |  |
| 1979  | 19 7                    | 28.2           | 24.4           | 20.4           | 15.4           | 21.0           | 29.4           | 25.4           | 21.1              | 18.8           | 27.7                              | 48.8           | 35.4           | 32.4           | 26.3           | 35.3                                   | —              |                |                   |                |            |  |
| <b>Not mortgaged</b>  | 95 271                  | 56             | 939            | 3 074          | 34 554         | 24 487         | 66             | 279            | 236               | 2 771          | 4 182                             | 46             | 191            | 598            | 8 660          | 15 132                                 | 63.9           |                |                   |                |            |  |
| 10 to 14 percent  | 27 016                  | 29             | 325            | 922            | 16 003         | 5 194          | 16             | 77             | 40                | 909            | 654                               | 14             | 10             | 134            | 4 444          | 1 444                                  | 59.8           |                |                   |                |            |  |
| 15 to 19 percent  | 23 609                  | 16             | 269            | 1 174          | 10 875         | 5 151          | 17             | 55             | 743               | 63             | 743                               | 14             | 39             | 743            | 2 012          | 2 007                                  | 61.2           |                |                   |                |            |  |
| 20 to 24 percent  | 13 675                  | 5              | 166            | 518            | 3 920          | 4 528          | 42             | 66             | 45                | 425            | 603                               | 521            | 152            | 156            | 1 674          | 64.9                                   | 64.9           |                |                   |                |            |  |
| 25 to 29 percent  | 8 620                   | —              | 5              | 247            | 1 511          | 3 230          | 5              | 38             | 16                | 239            | 365                               | 5              | 13             | 93             | 1 055          | 1 652                                  | 67.9           |                |                   |                |            |  |
| 30 to 34 percent  | 5 103                   | —              | 35             | 69             | 760            | 1 821          | 4              | 14             | 16                | 63             | 347                               | —              | 11             | 66             | 679            | 2 113                                  | 69.3           |                |                   |                |            |  |
| 35 percent or more  | 3 935                   | —              | 25             | 56             | 531            | 1 240          | 5              | 5              | 6                 | 91             | 311                               | —              | —              | 15             | 537            | 1 118                                  | 70.2           |                |                   |                |            |  |
| Not computed  | 12 746                  | 6              | 55             | 75             | 888            | 2 834          | 18             | 24             | 19                | 22             | 110                               | 23             | 82             | 279            | 84             | 5 835                                  | 72.0           |                |                   |                |            |  |
| Median  | 567                     | —              | 8              | 13             | 66             | 125            | 18.2           | 15.6           | 13.7              | 13.1           | 31                                | —              | 5              | 108            | 189            | 68.6                                   |                |                |                   |                |            |  |
| 14.3  | 10—                     | 12.6           | 12.6           | 10.6           | 16.6           | 16.6           | —              | —              | —                 | —              | —                                 | 40.0           | 25.0           | 18.7           | 18.1           | 27.9                                   | —              |                |                   |                |            |  |
| <b>Renter-occupied housing units</b>  |                         |                |                |                |                |                |                |                |                   |                |                                   |                |                |                |                |  |                |                |                   |                |            |  |
| <b>PERSONS IN UNIT</b>  |                         |                |                |                |                |                |                |                |                   |                |                                   |                |                |                |                |  |                |                |                   |                |            |  |
| 1 person  | 73 508                  | 6 171          | 22 777         | 10 629         | 21 451         | 13 525         | 4 972          | 12 114         | 5 161             | 9 285          | 6 270                             | 5 371          | 14 441         | 7 791          | 18 007         | 26 616                                 | 46.5           |                |                   |                |            |  |
| 2 persons   | 58 961                  | 3 833          | 9 865          | 2 041          | 10 088         | 11 309         | 2 813          | 8 120          | 3 715             | 6 944          | 5 268                             | 2 504          | 7 670          | 2 624          | 11 048         | 22 762                                 | 57.4           |                |                   |                |            |  |
| 3 persons   | 25 540                  | 1 697          | 6 142          | 2 175          | 5 330          | 6 558          | 1 418          | 2 788          | 937               | 1 676          | 763                               | 1 789          | 3 197          | 1 698          | 4 288          | 3 201                                  | 48.8           |                |                   |                |            |  |
| 4 persons   | 15 857                  | 471            | 4 541          | 3 477          | 3 397          | 3 886          | 441            | 788            | 277               | 402            | 162                               | 669            | 2 035          | 1 736          | 1 589          | 1 220                                  | 37.1           |                |                   |                |            |  |
| 5 persons   | 6 864                   | 109            | 1 683          | 1 810          | 1 683          | 1 126          | 101            | 243            | 163               | 138            | 30                                | 317            | 952            | 627            | 829            | 37.5                                   |                |                |                   |                |            |  |
| 6 or more persons   | 3 851                   | 61             | 583            | 1 126          | 953            | 46             | 97             | 111            | 44                | 74             | 30                                | 30             | 367            | 405            | 231            | 73                                     | 39.4           |                |                   |                |            |  |
| Median  | 1.82                    | 2.30           | 2.83           | 3.82           | 2.62           | 2.10           | 1.37           | 1.25           | 1.19              | 1.17           | 1.17                              | 1.40           | 2.20           | 2.25           | 2.24           | 2.1                                    | 40.8           |                |                   |                |            |  |
| Total persons   | 380 316                 | 15 335         | 67 234         | 39 467         | 62 464         | 28 932         | 7 819          | 17 873         | 7 174             | 12 499         | 7 308                             | 9 495          | 26 260         | 18 869         | 28 657         | 30 880                                 | ...            |                |                   |                |            |  |
| <b>PLUMBING FACILITIES BY PERSONS PER ROOM</b>  |                         |                |                |                |                |                |                |                |                   |                |                                   |                |                |                |                |  |                |                |                   |                |            |  |
| Complete plumbing for exclusive use   | 180 109                 | 6 004          | 22 307         | 10 355         | 21 028         | 13 203         | 4 715          | 11 906         | 4 992             | 8 835          | 5 994                             | 5 223          | 14 139         | 7 605          | 17 675         | 26 098                                 | 46.4           |                |                   |                |            |  |
| 1.01 or more persons per room   | 4 267                   | 22             | 150            | 1 492          | 1 076          | 167            | 9              | 165            | 167               | 67             | 40                                | 148            | 460            | 487            | 252            | 86                                     | 37.6           |                |                   |                |            |  |
| Locking complete plumbing for exclusive use   | 4 472                   | 167            | 470            | 274            | 423            | 322            | 227            | 206            | 169               | 450            | 276                               | 148            | 302            | 186            | 332            | 518                                    | 46.6           |                |                   |                |            |  |
| 1.01 or more persons per room   | 297                     | 21             | 72             | 47             | 56             | 6              | 14             | 7              | —                 | 4              | 5                                 | —              | 10             | 37             | 5              | 13                                     | 37.6           |                |                   |                |            |  |
| <b>GROSS RENT AS PERCENTAGE OF HOUSEHOLD INCOME IN 1979</b>                                       |                         |                |                |                |                |                |                |                |                   |                |                                   |                |                |                |                |  |                |                |                   |                |            |  |
| <b>Specified renter-occupied housing units</b>  |                         |                |                |                |                |                |                |                |                   |                |                                   |                |                |                |                |  |                |                |                   |                |            |  |
| Less than 15 percent  | 182 493                 | 6 116          | 22 470         | 10 384         | 21 094         | 13 327         | 4 919          | 11 976         | 5 057             | 9 178          | 6 170                             | 5 361          | 14 389         | 7 682          | 17 920         | 26 450                                 | 46.5           |                |                   |                |            |  |
| 15 to 19 percent  | 36 618                  | 1 172          | 6 334          | 3 303          | 8 337          | 2 898          | 614            | 2 471          | 1 759             | 3 135          | 896                               | 430            | 1 155          | 708            | 2 599          | 1 407                                  | 45.6           |                |                   |                |            |  |
| 20 to 24 percent  | 30 383                  | 1 586          | 5 342          | 2 206          | 4 032          | 1 654          | 619            | 2 091          | 1 203             | 1 708          | 758                               | 579            | 2 026          | 1 699          | 2 699          | 1 657                                  | 39.1           |                |                   |                |            |  |
| 25 to 29 percent  | 26 038                  | 1 073          | 3 803          | 1 590          | 2 633          | 1 553          | 807            | 2 209          | 584               | 1 058          | 657                               | 657            | 2 494          | 1 668          | 2 434          | 2 945                                  | 40.6           |                |                   |                |            |  |
| 30 to 34 percent  | 18 472                  | 580            | 2 049          | 786            | 3 401          | 1 585          | 635            | 330            | 331               | 740            | 566                               | 672            | 2 105          | 828            | 1 959          | 2 753                                  | 44.4           |                |                   |                |            |  |
| 35 to 49 percent  | 12 919                  | 362            | 1 396          | 633            | 854            | 1 146          | 519            | 826            | 259               | 465            | 664                               | 515            | 1 229          | 664            | 1 653          | 1 925                                  | 45.1           |                |                   |                |            |  |
| 50 percent or more  | 19 887                  | 602            | 1 391          | 672            | 1 043          | 2 132          | 616            | 826            | 273               | 559            | 865                               | 881            | 1 862          | 981            | 2 320          | 4 683                                  | 55.9           |                |                   |                |            |  |
| Not computed  | 30 025                  | 610            | 1 456          | 1 298          | 1 714          | 1 714          | 740            | 1 000          | 419               | 625            | 1 534                             | 411            | 3 056          | 959            | 3 550          | 9 610                                  | 55.4           |                |                   |                |            |  |
| Median  | 8 151                   | 131            | 699            | 569            | 1 344          | 763            | 159            | 272            | 229               | 520            | 360                               | 216            | 462            | 275            | 712            | 1 610                                  | 55.4           |                |                   |                |            |  |
| 23.9  | 21.1                    | 19.3           | 18.6           | 16.9           | 25.9           | 25.9           | 27.2           | 21.0           | 17.7              | 18.5           | 29.4                              | 32.3           | 28.1           | 29.4           | 27.2           | 40.4                                   | ...            |                |                   |                |            |  |

**Table A—24. Age and Sex of Householder in One-Person Households for Owner- and Renter-Occupied Housing Units With a White Householder: 1980**

[Data are estimates based on a sample, see Introduction. For meaning of symbols, see Introduction. For definitions of terms, see appendixes A and B.]

| The SMSA  | Male householder |                |                |                |                |                   |              | Female householder |                |                |                |                   |               |
|---|------------------|----------------|----------------|----------------|----------------|-------------------|--------------|--------------------|----------------|----------------|----------------|-------------------|---------------|
|   | Total            | 15 to 24 years | 25 to 34 years | 35 to 44 years | 45 to 64 years | 65 years and over | Total        | 15 to 24 years     | 25 to 34 years | 35 to 44 years | 45 to 64 years | 65 years and over |               |
| <b>Owner-occupied housing units</b> .....   | <b>35 611</b>    | <b>11 107</b>  | <b>218</b>     | <b>1 735</b>   | <b>1 336</b>   | <b>3 635</b>      | <b>4 183</b> | <b>24 504</b>      | <b>142</b>     | <b>691</b>     | <b>814</b>     | <b>7 672</b>      | <b>15 185</b> |
| <b>PLUMBING FACILITIES</b>  |                  |                |                |                |                |                   |              |                    |                |                |                |                   |               |
| Complete plumbing for exclusive use .....   | 35 348           | 11 045         | 218            | 1 735          | 1 330          | 3 597             | 4 165        | 24 303             | 142            | 691            | 814            | 7 619             | 15 037        |
| Locking complete plumbing for exclusive use .....                                   | 263              | 62             | —              | —              | 6              | 38                | 18           | 201                | —              | —              | —              | 53                | 148           |
| <b>UNITS IN STRUCTURE</b>   |                  |                |                |                |                |                   |              |                    |                |                |                |                   |               |
| 1, detached or attached .....   | 28 039           | 8 858          | 176            | 1 442          | 1 109          | 2 857             | 3 274        | 19 181             | 95             | 487            | 630            | 6 348             | 11 621        |
| 2 or more .....   | 7 315            | 2 123          | 42             | 281            | 227            | 724               | 849          | 5 192              | 45             | 194            | 179            | 1 264             | 3 510         |
| Mobile home or trailer, etc. ....   | 257              | 126            | —              | 12             | —              | 54                | 60           | 131                | 2              | 10             | 5              | 60                | 54            |
| <b>HOUSEHOLD INCOME IN 1979</b>   |                  |                |                |                |                |                   |              |                    |                |                |                |                   |               |
| Less than \$5,000 .....   | 8 302            | 1 387          | 18             | 53             | 35             | 347               | 934          | 6 915              | 76             | 69             | 68             | 1 381             | 5 321         |
| \$5,000 to \$9,999 .....  | 9 197            | 1 906          | 28             | 52             | 40             | 381               | 1 405        | 7 291              | 29             | 72             | 71             | 1 712             | 5 407         |
| \$10,000 to \$12,499 .....  | 3 556            | 1 033          | 26             | 94             | 101            | 278               | 534          | 2 523              | 19             | 96             | 62             | 920               | 1 426         |
| \$12,500 to \$14,999 .....  | 2 632            | 814            | 38             | 131            | 24             | 288               | 333          | 1 818              | —              | 87             | 69             | 867               | 795           |
| \$15,000 to \$19,999 .....  | 3 957            | 1 578          | 47             | 328            | 226            | 642               | 335          | 2 379              | 6              | 162            | 158            | 1 108             | 945           |
| \$20,000 to \$24,999 .....  | 3 136            | 1 461          | 32             | 421            | 207            | 592               | 209          | 1 675              | 12             | 112            | 125            | 909               | 517           |
| \$25,000 to \$34,999 .....  | 2 704            | 1 518          | 12             | 441            | 372            | 500               | 193          | 1 186              | —              | 48             | 176            | 558               | 404           |
| \$35,000 to \$49,999 .....  | 1 277            | 782            | —              | 174            | 190            | 305               | 113          | 495                | —              | 38             | 71             | 130               | 256           |
| \$50,000 or more .....  | 850              | 628            | 17             | 41             | 141            | 302               | 127          | 222                | —              | 7              | 14             | 87                | 114           |
| Median .....  | \$10 215         | \$16 317       | \$14 934       | \$22 129       | \$25 521       | \$19 068          | \$9 068      | \$8 459            | \$4 375        | \$15 493       | \$17 446       | \$12 019          | \$6 755       |
| Mean .....  | \$13 951         | \$19 936       | \$18 182       | \$23 605       | \$28 703       | \$23 038          | \$13 010     | \$11 238           | \$6 127        | \$16 480       | \$20 380       | \$13 614          | \$9 357       |
| <b>MORTGAGE STATUS AND SELECTED MONTHLY OWNER COSTS</b>                             |                  |                |                |                |                |                   |              |                    |                |                |                |                   |               |
| <b>Specified owner-occupied housing units</b> .....                                 | <b>26 106</b>    | <b>8 080</b>   | <b>166</b>     | <b>1 322</b>   | <b>945</b>     | <b>2 584</b>      | <b>3 063</b> | <b>18 026</b>      | <b>78</b>      | <b>429</b>     | <b>585</b>     | <b>5 953</b>      | <b>10 981</b> |
| With a mortgage .....   | 7 968            | 3 898          | 140            | 1 206          | 865            | 1 357             | 330          | 4 070              | 55             | 380            | 457            | 2 140             | 1 038         |
| Less than \$200 .....   | 180              | 62             | —              | 9              | 7              | 24                | 22           | 118                | —              | —              | —              | 46                | 72            |
| \$200 to \$249 .....  | 265              | 110            | —              | 19             | 6              | 67                | 18           | 155                | 5              | —              | —              | 92                | 58            |
| \$250 to \$299 .....  | 795              | 297            | 13             | 24             | 24             | 160               | 76           | 498                | —              | 31             | 24             | 295               | 148           |
| \$300 to \$349 .....  | 1 104            | 376            | 6              | 56             | 54             | 214               | 46           | 728                | 6              | 40             | 46             | 474               | 162           |
| \$350 to \$399 .....  | 1 064            | 527            | 6              | 140            | 107            | 214               | 60           | 537                | 7              | 27             | 57             | 272               | 174           |
| \$400 to \$499 .....  | 1 748            | 856            | 52             | 262            | 176            | 305               | 61           | 892                | 19             | 81             | 140            | 466               | 186           |
| \$500 to \$599 .....  | 1 271            | 680            | 31             | 305            | 141            | 173               | 30           | 591                | 12             | 119            | 75             | 242               | 143           |
| \$600 to \$749 .....  | 824              | 515            | 15             | 207            | 174            | 102               | 17           | 309                | —              | 31             | 69             | 167               | 42            |
| \$750 or more .....   | 717              | 475            | 17             | 184            | 176            | 98                | —            | 242                | 6              | 51             | 46             | 86                | 53            |
| Median .....  | \$430            | \$461          | \$490          | \$530          | \$541          | \$400             | \$352        | \$400              | \$457          | \$509          | \$474          | \$380             | \$373         |
| Not mortgaged .....   | 18 138           | 4 182          | 26             | 116            | 80             | 1 227             | 2 733        | 13 956             | 23             | 49             | 128            | 3 813             | 9 943         |
| Less than \$50 .....  | 6                | —              | —              | —              | —              | —                 | —            | 6                  | —              | —              | —              | 6                 | —             |
| \$50 to \$74 .....  | 70               | 31             | —              | —              | —              | 16                | 15           | 39                 | 8              | —              | —              | —                 | 31            |
| \$75 to \$99 .....  | 202              | 23             | —              | —              | —              | 7                 | 16           | 179                | —              | —              | —              | 44                | 135           |
| \$100 to \$124 .....  | 460              | 129            | —              | —              | 6              | 21                | 102          | 331                | —              | 9              | —              | 98                | 224           |
| \$125 to \$149 .....  | 690              | 174            | 5              | 6              | 13             | 42                | 108          | 516                | 3              | —              | —              | 121               | 392           |
| \$150 to \$199 .....  | 4 416            | 1 208          | 15             | 11             | 23             | 394               | 765          | 3 208              | —              | 7              | 40             | 824               | 2 337         |
| \$200 to \$249 .....  | 5 477            | 1 154          | —              | 33             | 12             | 405               | 704          | 4 343              | 6              | 11             | 40             | 1 304             | 2 982         |
| \$250 or more .....   | 6 797            | 1 463          | 6              | 66             | 26             | 342               | 1 023        | 5 334              | 6              | 22             | 48             | 1 416             | 3 842         |
| Median .....  | \$229            | \$223          | \$177          | \$250+         | \$196          | \$216             | \$226        | \$231              | \$204          | \$239          | \$230          | \$231             | \$231         |
| <b>SELECTED CHARACTERISTICS</b>   |                  |                |                |                |                |                   |              |                    |                |                |                |                   |               |
| Median selected monthly owner costs as percentage of household income in 1979 ..... | 30.7             | 24.3           | 37.5           | 27.6           | 23.2           | 18.8              | 29.4         | 33.9               | 50+            | 32.5           | 27.2           | 27.6              | 38.4          |
| With a mortgage .....   | 30.6             | 25.4           | 39.8           | 28.3           | 23.8           | 21.4              | 37.5         | 36.2               | 50+            | 31.1           | 29.0           | 34.4              | 50+           |
| Not mortgaged .....   | 30.8             | 22.9           | 18.0           | 18.1           | 15.3           | 15.8              | 28.5         | 33.2               | 50+            | 50+            | 20.3           | 23.5              | 37.4          |
| Income in 1979 below poverty level .....  | 4 075            | 690            | 18             | 49             | 27             | 236               | 360          | 3 385              | 64             | 63             | 60             | 1 007             | 2 191         |
| Percent below poverty level .....   | 11.4             | 6.2            | 8.3            | 2.8            | 2.0            | 6.5               | 8.6          | 13.8               | 45.1           | 9.1            | 7.4            | 13.1              | 14.4          |
| <b>Renter-occupied housing units</b> .....  | <b>73 508</b>    | <b>26 900</b>  | <b>2 853</b>   | <b>8 120</b>   | <b>3 715</b>   | <b>6 944</b>      | <b>5 268</b> | <b>46 608</b>      | <b>2 504</b>   | <b>7 670</b>   | <b>2 624</b>   | <b>11 048</b>     | <b>22 762</b> |
| <b>PLUMBING FACILITIES</b>  |                  |                |                |                |                |                   |              |                    |                |                |                |                   |               |
| Complete plumbing for exclusive use .....   | 71 447           | 25 789         | 2 671          | 7 964          | 3 577          | 6 580             | 4 997        | 45 658             | 2 428          | 7 492          | 2 590          | 10 842            | 22 306        |
| Locking complete plumbing for exclusive use .....                                   | 2 061            | 1 111          | 182            | 156            | 138            | 364               | 271          | 950                | 76             | 178            | 34             | 206               | 456           |
| <b>UNITS IN STRUCTURE</b>   |                  |                |                |                |                |                   |              |                    |                |                |                |                   |               |
| 1, detached or attached .....   | 3 762            | 1 990          | 249            | 623            | 348            | 474               | 296          | 1 772              | 74             | 304            | 131            | 472               | 791           |
| 2 .....   | 10 049           | 3 421          | 436            | 1 109          | 462            | 825               | 589          | 6 628              | 418            | 1 196          | 325            | 1 978             | 2 711         |
| 3 and 4 .....   | 11 441           | 4 199          | 523            | 1 340          | 604            | 998               | 734          | 7 242              | 539            | 1 310          | 378            | 1 972             | 3 043         |
| 5 to 9 .....  | 6 681            | 2 643          | 306            | 764            | 305            | 787               | 481          | 4 038              | 278            | 757            | 253            | 938               | 1 812         |
| 10 to 49 .....  | 24 519           | 9 468          | 1 079          | 3 183          | 1 478          | 2 330             | 1 398        | 15 051             | 863            | 3 158          | 1 144          | 3 573             | 6 313         |
| 50 or more .....  | 16 902           | 5 120          | 249            | 1 080          | 512            | 1 509             | 1 770        | 11 782             | 332            | 934            | 388            | 2 104             | 8 024         |
| Mobile home or trailer, etc. ....   | 154              | 59             | 11             | 21             | 6              | 21                | —            | 95                 | —              | 11             | 5              | 11                | 68            |
| <b>HOUSEHOLD INCOME IN 1979</b>   |                  |                |                |                |                |                   |              |                    |                |                |                |                   |               |
| Less than \$5,000 .....   | 20 034           | 4 375          | 505            | 520            | 369            | 1 038             | 1 943        | 15 659             | 477            | 692            | 373            | 2 675             | 11 442        |
| \$5,000 to \$9,999 .....  | 16 402           | 4 740          | 777            | 1 025          | 332            | 961               | 1 645        | 11 662             | 849            | 1 023          | 393            | 2 516             | 6 881         |
| \$10,000 to \$12,499 .....  | 8 568            | 3 044          | 328            | 1 060          | 344            | 672               | 440          | 5 524              | 482            | 1 592          | 335            | 1 646             | 1 469         |
| \$12,500 to \$14,999 .....  | 6 632            | 2 353          | 349            | 809            | 250            | 645               | 300          | 4 279              | 384            | 1 366          | 300            | 1 246             | 983           |
| \$15,000 to \$19,999 .....  | 10 404           | 4 772          | 465            | 2 148          | 666            | 1 171             | 322          | 5 632              | 241            | 2 133          | 665            | 1 560             | 1 033         |
| \$20,000 to \$24,999 .....  | 5 556            | 3 326          | 138            | 1 390          | 636            | 952               | 210          | 2 230              | 52             | 609            | 366            | 825               | 378           |
| \$25,000 to \$34,999 .....  | 3 789            | 2 655          | 69             | 881            | 733            | 758               | 214          | 1 134              | 19             | 208            | 157            | 433               | 317           |
| \$35,000 to \$49,999 .....  | 1 291            | 919            | 8              | 174            | 224            | 415               | 98           | 372                | —              | 35             | 35             | 117               | 185           |
| \$50,000 or more .....  | 832              | 716            | 14             | 113            | 161            | 332               | 96           | 116                | —              | 12             | —              | 30                | 74            |
| Median .....  | \$10 093         | \$13 872       | \$10 684       | \$16 263       | \$19 285       | \$15 566          | \$6 601      | \$7 990            | \$9 537        | \$13 466       | \$14 258       | \$10 506          | \$4 984       |
| Mean .....  | \$12 116         | \$16 364       | \$11 017       | \$17 142       | \$22 134       | \$19 241          | \$10 202     | \$9 664            | \$9 378        | \$13 389       | \$14 205       | \$11 277          | \$7 134       |
| <b>GROSS RENT</b>   |                  |                |                |                |                |                   |              |                    |                |                |                |                   |               |
| <b>Specified renter-occupied housing units</b> .....                                | <b>73 014</b>    | <b>26 603</b>  | <b>2 823</b>   | <b>8 048</b>   | <b>3 641</b>   | <b>6 884</b>      | <b>5 207</b> | <b>46 411</b>      | <b>2 494</b>   | <b>7 644</b>   | <b>2 606</b>   | <b>11 006</b>     | <b>22 661</b> |
| Less than \$100 .....   | 4 573            | 946            | 43             | 67             | 22             | 209               | 605          | 3 627              | 9              | 14             | 37             | 473               | 3 094         |
| \$100 to \$149 .....  | 4 124            | 1 600          | 176            | 140            | 164            | 551               | 569          | 2 524              | 137            | 111            | 77             | 590               | 1 609         |
| \$150 to \$199 .....  | 8 971            | 3 195          | 263            | 548            | 402            | 1 004             | 978          | 5 776              | 263            | 516            | 222            | 1 551             | 3 224         |
| \$200 to \$249 .....  | 14 060           | 4 916          | 473            | 1 307          | 613            | 1 465             | 1 058        | 9 144              | 521            | 1 285          | 543            | 2 324             | 4 471         |
| \$250 to \$299 .....  | 15 958           | 5 643          | 668            | 2 055          | 852            | 1 312             | 756          | 10 315             | 709            | 2 417          | 649            | 2 443             | 4 097         |
| \$300 to \$349 .....  | 12 729           | 4 929          | 638            | 1 970          | 638            | 1 137             | 546          | 7 800              | 584            | 1 985          | 517            | 1 843             | 2 871         |
| \$350 to \$399 .....  | 5 690            | 2 424          | 385            | 920            | 372            | 499               | 248          | 3 266              | 159            | 720            | 303            | 860               | 1 224         |
| \$400 to \$499 .....  | 3 728            | 1 545          | 125            | 631            | 262            | 339               | 188          | 2 183              | 77             | 404            | 175            | 510               | 1 017         |
| \$500 or more .....   | 1 655            | 804            | 26             | 260            | 214            | 179               | 125          | 851                | 10             | 131            | 67             | 232               | 411           |
| No cash rent .....  | 1 526            | 601            | 26             | 150            | 102            | 189               | 134          | 925                | 25             | 61             | 16             | 180               | 643           |
| Median .....  | \$263            | \$27           |                |                |                |                   |              |                    |                |                |                |                   |               |



Table A—25. Value of Owner-Occupied Housing Units With a Black Householder: 1980

(Data are estimates based on a sample, see Introduction. For meaning of symbols, see Introduction. For definitions of terms, see appendixes A and B)

The SMSA

|   | Total           | Less than \$10,000 | \$10,000 to \$19,999 | \$20,000 to \$29,999 | \$30,000 to \$39,999 | \$40,000 to \$49,999 | \$50,000 to \$59,999 | \$60,000 to \$79,999 | \$80,000 to \$99,999 | \$100,000 to \$149,999 | \$150,000 or more | Median (dollars) | Mean (dollars) |
|---|-----------------|--------------------|----------------------|----------------------|----------------------|----------------------|----------------------|----------------------|----------------------|------------------------|-------------------|------------------|----------------|
| <b>Specified owner-occupied housing units</b> -----   | <b>21 707</b>   | <b>273</b>         | <b>1 280</b>         | <b>3 456</b>         | <b>4 565</b>         | <b>4 764</b>         | <b>2 826</b>         | <b>3 026</b>         | <b>989</b>           | <b>445</b>             | <b>83</b>         | <b>42 400</b>    | <b>46 100</b>  |
| <b>HOUSEHOLD TYPE AND AGE OF HOUSEHOLDER</b>  |                 |                    |                      |                      |                      |                      |                      |                      |                      |                        |                   |                  |                |
| <b>Married-couple families</b> -----  | <b>15 392</b>   | <b>115</b>         | <b>676</b>           | <b>2 163</b>         | <b>3 205</b>         | <b>3 543</b>         | <b>2 151</b>         | <b>2 340</b>         | <b>786</b>           | <b>348</b>             | <b>65</b>         | <b>43 900</b>    | <b>48 100</b>  |
| 15 to 24 years -----  | 53              | —                  | 12                   | 8                    | 9                    | 18                   | —                    | 6                    | —                    | —                      | —                 | 33 600           | 37 300         |
| 25 to 34 years -----  | 2 328           | —                  | 34                   | 202                  | 519                  | 572                  | 398                  | 444                  | 98                   | 56                     | 5                 | 46 800           | 50 900         |
| 35 to 44 years -----  | 4 595           | 6                  | 176                  | 476                  | 868                  | 1 071                | 664                  | 832                  | 331                  | 146                    | 25                | 46 800           | 52 000         |
| 45 to 64 years -----  | 6 857           | 66                 | 291                  | 1 163                | 1 484                | 1 536                | 946                  | 885                  | 330                  | 121                    | 35                | 42 400           | 46 200         |
| 65 years and over -----   | 1 559           | 43                 | 163                  | 314                  | 325                  | 346                  | 143                  | 173                  | 27                   | 25                     | —                 | 37 800           | 40 400         |
| <b>Male householder, no wife present</b> -----  | <b>1 496</b>    | <b>26</b>          | <b>90</b>            | <b>286</b>           | <b>365</b>           | <b>338</b>           | <b>104</b>           | <b>155</b>           | <b>83</b>            | <b>31</b>              | <b>18</b>         | <b>39 400</b>    | <b>44 800</b>  |
| 15 to 24 years -----  | 64              | —                  | —                    | 9                    | 16                   | 21                   | 9                    | 2                    | 7                    | —                      | —                 | 42 200           | 44 900         |
| 25 to 34 years -----  | 254             | —                  | 10                   | 67                   | 78                   | 57                   | 5                    | 9                    | 16                   | 12                     | —                 | 36 600           | 42 500         |
| 35 to 44 years -----  | 404             | 6                  | 17                   | 35                   | 92                   | 99                   | 57                   | 62                   | 23                   | 13                     | —                 | 43 900           | 49 000         |
| 45 to 64 years -----  | 541             | 14                 | 39                   | 148                  | 122                  | 99                   | 26                   | 54                   | 15                   | 6                      | 18                | 35 300           | 43 100         |
| 65 years and over -----   | 233             | 6                  | 24                   | 27                   | 57                   | 62                   | 7                    | 28                   | 22                   | —                      | —                 | 40 300           | 43 700         |
| <b>Female householder, no husband present</b> -----   | <b>4 819</b>    | <b>132</b>         | <b>514</b>           | <b>1 007</b>         | <b>995</b>           | <b>883</b>           | <b>571</b>           | <b>531</b>           | <b>120</b>           | <b>66</b>              | <b>—</b>          | <b>37 800</b>    | <b>40 500</b>  |
| 15 to 24 years -----  | 44              | —                  | 8                    | 6                    | —                    | 14                   | 5                    | 11                   | —                    | —                      | —                 | 47 900           | 45 200         |
| 25 to 34 years -----  | 414             | 9                  | 21                   | 65                   | 95                   | 82                   | 64                   | 58                   | 14                   | 6                      | —                 | 42 200           | 44 400         |
| 35 to 44 years -----  | 1 177           | 10                 | 144                  | 312                  | 246                  | 236                  | 95                   | 96                   | 26                   | 12                     | —                 | 36 600           | 38 300         |
| 45 to 64 years -----  | 1 902           | 60                 | 156                  | 389                  | 404                  | 345                  | 230                  | 226                  | 58                   | 34                     | —                 | 38 800           | 42 100         |
| 65 years and over -----   | 1 282           | 53                 | 185                  | 235                  | 250                  | 206                  | 177                  | 140                  | 22                   | 14                     | —                 | 37 000           | 38 600         |
| <b>Median age</b> -----   | <b>47.6</b>     | <b>59.3</b>        | <b>51.4</b>          | <b>50.5</b>          | <b>47.6</b>          | <b>47.0</b>          | <b>46.7</b>          | <b>44.9</b>          | <b>44.4</b>          | <b>43.5</b>            | <b>50.4</b>       | ...              | ...            |
| <b>YEAR HOUSEHOLDER MOVED INTO UNIT</b>   |                 |                    |                      |                      |                      |                      |                      |                      |                      |                        |                   |                  |                |
| 1979 to March 1980 -----  | 1 990           | 30                 | 43                   | 140                  | 409                  | 513                  | 318                  | 332                  | 121                  | 77                     | 7                 | 47 200           | 52 000         |
| 1975 to 1978 -----  | 5 346           | 35                 | 222                  | 621                  | 1 116                | 1 208                | 712                  | 886                  | 337                  | 175                    | 34                | 44 900           | 50 500         |
| 1970 to 1974 -----  | 4 845           | 22                 | 275                  | 723                  | 1 073                | 998                  | 718                  | 763                  | 213                  | 94                     | 16                | 43 600           | 47 000         |
| 1960 to 1969 -----  | 5 534           | 60                 | 413                  | 1 225                | 1 135                | 1 163                | 602                  | 653                  | 219                  | 38                     | 26                | 39 500           | 42 900         |
| 1959 or earlier -----   | 3 992           | 126                | 327                  | 747                  | 882                  | 882                  | 476                  | 392                  | 99                   | 61                     | —                 | 39 000           | 41 000         |
| <b>ROOMS</b>  |                 |                    |                      |                      |                      |                      |                      |                      |                      |                        |                   |                  |                |
| 1 to 3 rooms -----  | 102             | —                  | 8                    | 31                   | 35                   | 12                   | 9                    | —                    | 7                    | —                      | —                 | 32 400           | 37 200         |
| 4 rooms -----   | 599             | 8                  | 48                   | 159                  | 139                  | 139                  | 52                   | 32                   | 22                   | —                      | —                 | 35 100           | 37 500         |
| 5 rooms -----   | 2 151           | 23                 | 178                  | 466                  | 636                  | 397                  | 348                  | 102                  | —                    | 1                      | —                 | 36 200           | 37 500         |
| 6 rooms -----   | 5 941           | 105                | 379                  | 1 114                | 1 570                | 1 416                | 768                  | 476                  | 76                   | 37                     | —                 | 38 900           | 40 300         |
| 7 rooms -----   | 5 322           | 75                 | 298                  | 647                  | 1 057                | 1 279                | 784                  | 867                  | 226                  | 75                     | 14                | 44 500           | 47 000         |
| 8 or more rooms -----   | 7 592           | 62                 | 369                  | 1 039                | 1 128                | 1 521                | 865                  | 1 549                | 658                  | 332                    | 69                | 47 500           | 53 400         |
| <b>Median</b> -----   | <b>6.9</b>      | <b>6.5</b>         | <b>6.6</b>           | <b>6.5</b>           | <b>6.4</b>           | <b>6.8</b>           | <b>6.8</b>           | <b>7.5</b>           | <b>8.0</b>           | <b>8.2</b>             | <b>8.5+</b>       | ...              | ...            |
| <b>BEDROOMS</b>   |                 |                    |                      |                      |                      |                      |                      |                      |                      |                        |                   |                  |                |
| None -----  | 6               | —                  | —                    | —                    | —                    | 6                    | —                    | —                    | —                    | —                      | —                 | —                | —              |
| 1 -----   | 191             | —                  | 15                   | 62                   | 46                   | 38                   | 17                   | 13                   | —                    | —                      | —                 | —                | —              |
| 2 -----   | 2 534           | 63                 | 162                  | 530                  | 775                  | 511                  | 333                  | 128                  | 32                   | —                      | —                 | —                | —              |
| 3 -----   | 10 384          | 86                 | 569                  | 1 482                | 2 183                | 2 388                | 1 572                | 1 561                | 381                  | 143                    | 19                | 43 300           | 46 000         |
| 4 -----   | 5 833           | 72                 | 322                  | 745                  | 1 047                | 1 328                | 587                  | 1 017                | 453                  | 227                    | 35                | 45 400           | 51 000         |
| 5 or more -----   | 2 759           | 52                 | 212                  | 637                  | 514                  | 493                  | 317                  | 307                  | 123                  | 75                     | 29                | 39 500           | 44 900         |
| <b>YEAR STRUCTURE BUILT</b>   |                 |                    |                      |                      |                      |                      |                      |                      |                      |                        |                   |                  |                |
| 1975 to March 1980 -----  | 431             | —                  | 13                   | 7                    | 26                   | 41                   | 78                   | 101                  | 84                   | 68                     | 13                | 69 000           | 75 800         |
| 1970 to 1974 -----  | 794             | —                  | 10                   | 25                   | 86                   | 91                   | 108                  | 238                  | 152                  | 63                     | 21                | 64 900           | 68 700         |
| 1960 to 1969 -----  | 2 741           | 6                  | 29                   | 150                  | 396                  | 568                  | 440                  | 788                  | 277                  | 77                     | 10                | 54 300           | 57 400         |
| 1950 to 1959 -----  | 3 808           | 15                 | 96                   | 411                  | 810                  | 928                  | 601                  | 658                  | 174                  | 108                    | 7                 | 45 900           | 50 000         |
| 1940 to 1949 -----  | 3 983           | 13                 | 179                  | 668                  | 1 039                | 999                  | 548                  | 424                  | 85                   | 14                     | 14                | 40 900           | 43 400         |
| 1939 or earlier -----   | 9 950           | 239                | 953                  | 2 195                | 2 208                | 2 137                | 1 051                | 817                  | 217                  | 115                    | 18                | 37 500           | 39 600         |
| <b>HOUSEHOLD INCOME IN 1979</b>   |                 |                    |                      |                      |                      |                      |                      |                      |                      |                        |                   |                  |                |
| Less than \$5,000 -----   | 1 245           | 48                 | 184                  | 249                  | 220                  | 230                  | 70                   | 148                  | 75                   | 12                     | 9                 | 35 400           | 40 500         |
| \$5,000 to \$9,999 -----  | 1 629           | 72                 | 224                  | 325                  | 309                  | 395                  | 163                  | 117                  | 11                   | 13                     | —                 | 36 800           | 36 900         |
| \$10,000 to \$12,499 -----  | 1 167           | 31                 | 142                  | 275                  | 266                  | 249                  | 106                  | 80                   | 18                   | —                      | —                 | 34 000           | 36 300         |
| \$12,500 to \$14,999 -----  | 1 117           | 62                 | 68                   | 203                  | 326                  | 213                  | 161                  | 57                   | 20                   | 7                      | —                 | 37 200           | 38 500         |
| \$15,000 to \$19,999 -----  | 2 490           | 33                 | 204                  | 495                  | 566                  | 309                  | 279                  | 27                   | 12                   | —                      | —                 | 39 000           | 40 600         |
| \$20,000 to \$24,999 -----  | 2 956           | 20                 | 103                  | 582                  | 781                  | 707                  | 373                  | 335                  | 42                   | 13                     | —                 | 39 900           | 42 000         |
| \$25,000 to \$34,999 -----  | 5 392           | 7                  | 238                  | 724                  | 1 189                | 1 301                | 748                  | 899                  | 200                  | 81                     | 5                 | 44 200           | 46 900         |
| \$35,000 to \$49,999 -----  | 4 263           | —                  | 84                   | 464                  | 714                  | 870                  | 702                  | 879                  | 371                  | 163                    | 16                | 50 000           | 54 300         |
| \$50,000 or more -----  | 1 448           | —                  | 33                   | 139                  | 194                  | 234                  | 194                  | 232                  | 225                  | 144                    | 53                | 55 100           | 66 100         |
| <b>Median</b> -----   | <b>\$25 427</b> | <b>\$11 331</b>    | <b>\$15 393</b>      | <b>\$21 446</b>      | <b>\$23 667</b>      | <b>\$25 193</b>      | <b>\$28 043</b>      | <b>\$30 771</b>      | <b>\$38 837</b>      | <b>\$40 477</b>        | <b>\$52 511</b>   | ...              | ...            |
| <b>Mean</b> -----   | <b>\$26 637</b> | <b>\$11 276</b>    | <b>\$17 766</b>      | <b>\$22 710</b>      | <b>\$24 964</b>      | <b>\$25 800</b>      | <b>\$28 547</b>      | <b>\$30 823</b>      | <b>\$38 617</b>      | <b>\$46 484</b>        | <b>\$50 800</b>   | ...              | ...            |
| <b>MORTGAGE STATUS AND SELECTED MONTHLY OWNER COSTS AS PERCENTAGE OF HOUSEHOLD INCOME IN 1979</b> |                 |                    |                      |                      |                      |                      |                      |                      |                      |                        |                   |                  |                |
| <b>With a mortgage</b> -----  | <b>17 255</b>   | <b>111</b>         | <b>822</b>           | <b>2 564</b>         | <b>3 597</b>         | <b>3 926</b>         | <b>2 323</b>         | <b>2 576</b>         | <b>880</b>           | <b>391</b>             | <b>65</b>         | <b>43 600</b>    | <b>47 600</b>  |
| Less than 15 percent -----  | 3 353           | 7                  | 119                  | 665                  | 747                  | 743                  | 382                  | 404                  | 159                  | 101                    | 26                | 41 600           | 47 000         |
| 15 to 19 percent -----  | 3 484           | 6                  | 153                  | 476                  | 704                  | 695                  | 503                  | 615                  | 264                  | 61                     | 7                 | 45 600           | 49 200         |
| 20 to 24 percent -----  | 2 900           | 42                 | 95                   | 317                  | 628                  | 678                  | 419                  | 480                  | 161                  | 74                     | 6                 | 44 600           | 49 500         |
| 25 to 29 percent -----  | 2 159           | 21                 | 82                   | 307                  | 436                  | 518                  | 273                  | 365                  | 100                  | 52                     | 5                 | 44 100           | 48 200         |
| 30 to 34 percent -----  | 1 473           | 10                 | 51                   | 252                  | 317                  | 341                  | 176                  | 208                  | 78                   | 40                     | —                 | 42 900           | 46 700         |
| 35 percent or more -----  | 3 743           | 25                 | 311                  | 539                  | 720                  | 923                  | 544                  | 485                  | 112                  | 63                     | 21                | 43 100           | 45 400         |
| Not computed -----  | 143             | —                  | 11                   | 8                    | 45                   | 28                   | 26                   | 19                   | 6                    | —                      | —                 | 41 700           | 43 500         |
| <b>Median</b> -----   | <b>23.0</b>     | <b>25.1</b>        | <b>27.3</b>          | <b>22.2</b>          | <b>22.6</b>          | <b>23.8</b>          | <b>23.1</b>          | <b>22.7</b>          | <b>20.4</b>          | <b>22.3</b>            | <b>19.6</b>       | ...              | ...            |
| <b>Not mortgaged</b> -----  | <b>4 452</b>    | <b>162</b>         | <b>458</b>           | <b>892</b>           | <b>968</b>           | <b>838</b>           | <b>503</b>           | <b>450</b>           | <b>109</b>           | <b>54</b>              | <b>18</b>         | <b>37 500</b>    | <b>40 400</b>  |
| Less than 10 percent -----  | 822             | 4                  | 68                   | 167                  | 176                  | 166                  | 117                  | 96                   | 13                   | 6                      | 9                 | 39 800           | 43 100         |
| 10 to 14 percent -----  | 1 056           | 43                 | 89                   | 231                  | 255                  | 140                  | 139                  | 113                  | 13                   | 33                     | —                 | 36 200           | 40 600         |
| 15 to 19 percent -----  | 607             | 38                 | 63                   | 114                  | 123                  | 117                  | 80                   | 50                   | 13                   | 9                      | —                 | 37 500           | 39 600         |
| 20 to 24 percent -----  | 467             | 14                 | 80                   | 85                   | 99                   | 104                  | 48                   | 31                   | 6                    | —                      | —                 | 34 600           | 36 300         |
| 25 to 29 percent -----  | 276             | 9                  | 29                   | 38                   | 70                   | 81                   | 8                    | 28                   | 13                   | —                      | —                 | 39 000           | 40 600         |
| 30 to 34 percent -----  | 171             | 15                 | 8                    | 35                   | 24                   | 40                   | 20                   | 23                   | 6                    | —                      | —                 | 40 600           | 40 100         |
| 35 percent or more -----  | 962             | 39                 | 104                  | 190                  | 208                  | 184                  | 91                   | 104                  | 27                   | 6                      | 9                 | 37 400           | 40 300         |
| Not computed -----  | 91              | —                  | 17                   | 32                   | 13                   | 6                    | —                    | 5                    | 18                   | —                      | —                 | 26 900           | 40 600         |
| <b>Median</b> -----   | <b>17.5</b>     | <b>19.5</b>        | <b>20.0</b>          | <b>16.4</b>          | <b>16.9</b>          | <b>19.7</b>          | <b>14.8</b>          | <b>16.3</b>          | <b>25.2</b>          | <b>13.2</b>            | <b>30.0</b>       | ...              | ...            |
| <b>SELECTED CHARACTERISTICS</b>   |                 |                    |                      |                      |                      |                      |                      |                      |                      |                        |                   |                  |                |
| <b>Complete plumbing for exclusive use</b> -----  | <b>21 684</b>   | <b>273</b>         | <b>1 280</b>         | <b>3 438</b>         | <b>4 565</b>         | <b>4 759</b>         | <b>2 826</b>         | <b>3 026</b>         | <b>989</b>           | <b>445</b>             | <b>83</b>         | <b>42 500</b>    | <b>46 200</b>  |

Table A-26. Gross Rent of Renter-Occupied Housing Units With a Black Householder: 1980

[Data are estimates based on a sample, see Introduction. For meaning of symbols, see Introduction. For definitions of terms, see appendixes A and B]

| The SMSA  | Total  | Less than \$100 | \$100 to \$149 | \$150 to \$199 | \$200 to \$249 | \$250 to \$299 | \$300 to \$349 | \$350 to \$399 | \$400 to \$499 | \$500 or more | No cash rent | Median (dollars) |
|---|--------|-----------------|----------------|----------------|----------------|----------------|----------------|----------------|----------------|---------------|--------------|------------------|
| Specified renter-occupied housing units.....                              | 97 423 | 10 660          | 6 752          | 12 187         | 21 709         | 21 128         | 12 880         | 6 545          | 3 808          | 885           | 869          | 244              |
| <b>HOUSEHOLD TYPE AND AGE OF HOUSEHOLDER</b>                              |        |                 |                |                |                |                |                |                |                |               |              |                  |
| <b>Married-couple families</b> .....                                      | 25 194 | 1 051           | 1 108          | 2 508          | 4 890          | 6 312          | 4 531          | 2 596          | 1 459          | 431           | 308          | 274              |
| 15 to 24 years.....   | 1 671  | 76              | 46             | 229            | 281            | 594            | 193            | 160            | 80             | —             | 12           | 268              |
| 25 to 34 years.....   | 8 058  | 178             | 233            | 621            | 1 551          | 2 094          | 1 688          | 1 041          | 511            | 103           | 38           | 285              |
| 35 to 44 years.....   | 6 104  | 165             | 200            | 519            | 978            | 1 481          | 1 423          | 399            | 142            | 26            | 26           | 290              |
| 45 to 64 years.....   | 6 702  | 309             | 229            | 813            | 1 421          | 1 633          | 1 058          | 527            | 383            | 166           | 63           | 266              |
| 65 years and over.....  | 2 659  | 323             | 400            | 326            | 659            | 510            | 169            | 97             | 86             | 20            | 69           | 220              |
| <b>Male householder, no wife present</b> .....                            | 18 655 | 1 537           | 2 040          | 3 418          | 4 735          | 3 367          | 1 937          | 802            | 490            | 84            | 245          | 224              |
| 15 to 24 years.....   | 2 238  | 129             | 192            | 433            | 468            | 207            | 111            | 61             | 6              | 6             | 12           | 230              |
| 25 to 34 years.....   | 5 207  | 89              | 377            | 725            | 1 518          | 1 125          | 814            | 262            | 209            | 44            | 44           | 246              |
| 35 to 44 years.....   | 3 888  | 128             | 410            | 788            | 1 019          | 637            | 515            | 222            | 119            | —             | 50           | 231              |
| 45 to 64 years.....   | 5 373  | 617             | 687            | 1 107          | 1 348          | 925            | 327            | 173            | 92             | 24            | 73           | 208              |
| 65 years and over.....  | 1 949  | 574             | 374            | 365            | 231            | 212            | 74             | 34             | 9              | 10            | 66           | 149              |
| <b>Female householder, no husband present</b> .....                       | 53 574 | 8 072           | 3 604          | 6 261          | 12 084         | 11 449         | 6 412          | 3 147          | 1 859          | 370           | 316          | 238              |
| 15 to 24 years.....   | 6 803  | 1 000           | 371            | 867            | 1 943          | 1 550          | 583            | 293            | 152            | 31            | 13           | 232              |
| 25 to 34 years.....   | 15 535 | 1 422           | 643            | 1 664          | 4 028          | 3 818          | 2 237          | 1 009          | 588            | 79            | 47           | 250              |
| 35 to 44 years.....   | 11 466 | 848             | 680            | 1 087          | 2 298          | 2 969          | 1 839          | 996            | 603            | 115           | 31           | 262              |
| 45 to 64 years.....   | 13 315 | 2 050           | 1 054          | 1 880          | 2 858          | 2 537          | 1 540          | 709            | 464            | 126           | 97           | 231              |
| 65 years and over.....  | 6 455  | 2 752           | 856            | 763            | 957            | 575            | 213            | 140            | 52             | 19            | 128          | 119              |
| Median age.....   | 38.8   | 55.7            | 47.0           | 41.4           | 36.9           | 36.6           | 36.5           | 36.6           | 37.4           | 41.4          | 54.1         | ...              |
| <b>YEAR HOUSEHOLDER MOVED INTO UNIT</b>                                   |        |                 |                |                |                |                |                |                |                |               |              |                  |
| 1979 to March 1980.....   | 26 880 | 1 855           | 1 465          | 2 932          | 5 731          | 6 516          | 4 205          | 2 325          | 1 294          | 392           | 165          | 260              |
| 1975 to 1978.....   | 36 461 | 3 731           | 2 213          | 3 944          | 8 211          | 8 444          | 5 300          | 2 690          | 1 403          | 325           | 200          | 250              |
| 1970 to 1974.....   | 17 583 | 2 394           | 1 218          | 2 366          | 4 089          | 3 546          | 2 081          | 970            | 624            | 116           | 179          | 236              |
| 1960 to 1969.....   | 12 013 | 1 969           | 1 144          | 2 221          | 2 866          | 2 032          | 960            | 397            | 277            | 36            | 111          | 212              |
| 1959 or earlier.....  | 4 486  | 711             | 712            | 724            | 812            | 590            | 334            | 163            | 210            | 16            | 214          | 199              |
| <b>ROOMS</b>  |        |                 |                |                |                |                |                |                |                |               |              |                  |
| 1 room.....   | 4 526  | 1 062           | 786            | 972            | 1 239          | 301            | 92             | 44             | 14             | —             | 16           | 173              |
| 2 rooms.....  | 5 841  | 995             | 865            | 1 138          | 1 542          | 856            | 258            | 85             | 53             | 12            | 37           | 196              |
| 3 rooms.....  | 25 094 | 3 310           | 2 125          | 4 144          | 6 936          | 5 314          | 2 092          | 774            | 245            | 30            | 124          | 243              |
| 4 rooms.....  | 27 096 | 3 422           | 1 560          | 3 248          | 6 326          | 6 058          | 3 670          | 1 564          | 957            | 120           | 171          | 223              |
| 5 rooms.....  | 23 945 | 1 631           | 1 081          | 2 097          | 4 246          | 6 094          | 4 521          | 2 610          | 1 278          | 164           | 223          | 273              |
| 6 rooms.....  | 7 887  | 218             | 288            | 456            | 1 108          | 2 048          | 1 663          | 924            | 790            | 229           | 163          | 294              |
| 7 or more rooms.....  | 3 034  | 22              | 47             | 132            | 312            | 457            | 584            | 544            | 471            | 330           | 135          | 341              |
| Median.....   | 4.0    | 3.5             | 3.3            | 3.5            | 3.7            | 4.2            | 4.6            | 4.8            | 5.0            | 6.0           | 4.9          | ...              |
| <b>PLUMBING FACILITIES BY PERSONS PER ROOM AND POVERTY STATUS IN 1979</b> |        |                 |                |                |                |                |                |                |                |               |              |                  |
| All income levels in 1979.....  | 97 423 | 10 660          | 6 752          | 12 187         | 21 709         | 21 128         | 12 880         | 6 545          | 3 808          | 885           | 869          | 244              |
| Complete plumbing for exclusive use.....                                  | 93 318 | 10 288          | 5 887          | 11 514         | 20 958         | 20 513         | 12 485         | 6 324          | 3 673          | 868           | 808          | 245              |
| 0.50 or less.....   | 40 199 | 5 293           | 3 090          | 5 740          | 9 488          | 8 274          | 4 438          | 1 903          | 1 236          | 237           | 500          | 232              |
| 0.51 to 1.00.....   | 43 228 | 4 026           | 2 275          | 4 657          | 9 303          | 10 038         | 6 524          | 3 545          | 2 047          | 530           | 283          | 256              |
| 1.01 to 1.50.....   | 7 448  | 753             | 404            | 745            | 1 463          | 1 728          | 1 173          | 761            | 311            | 85            | 25           | 261              |
| 1.51 or more.....   | 2 443  | 216             | 118            | 372            | 704            | —              | 473            | 115            | 79             | 16            | —            | 240              |
| Lacking complete plumbing for exclusive use.....                          | 4 105  | 372             | 865            | 673            | 751            | 615            | 395            | 221            | 135            | 17            | 61           | 207              |
| 0.50 or less.....   | 1 234  | 124             | 179            | 216            | 283            | 177            | 149            | 57             | 25             | 6             | 18           | 214              |
| 0.51 to 1.00.....   | 2 263  | 212             | 574            | 315            | 330            | 376            | 155            | 143            | 104            | 11            | 43           | 201              |
| 1.01 to 1.50.....   | 388    | 8               | 60             | 86             | 93             | 46             | 8              | 9              | —              | —             | —            | 224              |
| 1.51 or more.....   | 220    | 28              | 52             | 56             | 45             | 16             | 5              | 12             | 6              | —             | —            | 185              |
| Income in 1979 below poverty level.....                                   | 32 824 | 7 165           | 2 922          | 4 146          | 6 580          | 5 961          | 3 387          | 1 561          | 705            | 174           | 223          | 218              |
| Complete plumbing for exclusive use.....                                  | 31 156 | 6 942           | 2 524          | 3 919          | 6 243          | 5 765          | 3 278          | 1 444          | 671            | 163           | 207          | 219              |
| 1.01 or more persons per room.....  | 4 849  | 688             | 312            | 445            | 978            | 1 067          | 812            | 348            | 139            | 50            | 10           | 250              |
| Lacking complete plumbing for exclusive use.....                          | 1 668  | 223             | 398            | 227            | 337            | 196            | 109            | 117            | 34             | 11            | 16           | 196              |
| 1.01 or more persons per room.....  | 374    | 13              | 73             | 83             | 77             | 41             | 60             | 21             | 6              | —             | —            | 215              |
| <b>BEDROOMS</b>   |        |                 |                |                |                |                |                |                |                |               |              |                  |
| None.....   | 5 012  | 1 203           | 846            | 1 082          | 1 366          | 333            | 92             | 50             | 14             | —             | 26           | 173              |
| 1.....  | 32 953 | 4 172           | 2 986          | 5 401          | 8 989          | 7 058          | 2 610          | 1 028          | 422            | 65            | 222          | 232              |
| 2.....  | 36 594 | 3 706           | 1 697          | 3 805          | 7 982          | 8 432          | 5 967          | 2 883          | 1 622          | 208           | 292          | 256              |
| 3.....  | 18 840 | 1 383           | 989            | 1 607          | 2 955          | 4 468          | 3 568          | 2 126          | 1 235          | 295           | 214          | 277              |
| 4.....  | 3 073  | 180             | 191            | 209            | 340            | 732            | 540            | 290            | 340            | 182           | 69           | 289              |
| 5 or more.....  | 951    | 16              | 43             | 83             | 77             | 105            | 103            | 168            | 175            | 135           | 46           | 358              |
| <b>UNITS IN STRUCTURE</b>   |        |                 |                |                |                |                |                |                |                |               |              |                  |
| 1, detached or attached.....  | 3 293  | 91              | 91             | 256            | 366            | 427            | 430            | 471            | 559            | 403           | 199          | 337              |
| 2.....  | 14 196 | 2 49            | 415            | 1 242          | 2 751          | 3 530          | 3 210          | 1 626          | 1 056          | 153           | 164          | 285              |
| 3 and 4.....  | 23 628 | 244             | 864            | 3 000          | 6 091          | 6 489          | 4 068          | 1 771          | 817            | 116           | 168          | 261              |
| 5 to 9.....   | 11 435 | 1 507           | 1 121          | 1 987          | 2 785          | 2 326          | 1 016          | 440            | 156            | 32            | 65           | 220              |
| 10 to 49.....   | 22 090 | 1 852           | 1 754          | 2 751          | 5 691          | 5 364          | 2 512          | 1 252          | 658            | 45            | 211          | 242              |
| 50 or more.....   | 22 651 | 6 888           | 2 497          | 2 944          | 3 982          | 2 965          | 1 638          | 977            | 562            | 136           | 62           | 184              |
| Mobile home or trailer, etc.....  | 130    | 29              | 10             | 7              | 43             | 27             | 6              | 8              | —              | —             | —            | 231              |
| <b>YEAR STRUCTURE BUILT</b>   |        |                 |                |                |                |                |                |                |                |               |              |                  |
| 1975 to March 1980.....   | 4 589  | 1 118           | 596            | 509            | 710            | 688            | 405            | 291            | 202            | 62            | 8            | 206              |
| 1970 to 1974.....   | 4 677  | 685             | 244            | 302            | 939            | 866            | 696            | 578            | 257            | 87            | 23           | 260              |
| 1960 to 1969.....   | 14 885 | 2 570           | 1 037          | 1 632          | 2 994          | 3 057          | 1 919          | 918            | 619            | 92            | 47           | 237              |
| 1950 to 1959.....   | 19 186 | 3 215           | 1 348          | 2 340          | 3 917          | 3 940          | 2 297          | 1 207          | 686            | 84            | 152          | 235              |
| 1940 to 1949.....   | 20 823 | 1 510           | 1 104          | 2 638          | 5 078          | 4 915          | 3 063          | 1 441          | 692            | 194           | 188          | 250              |
| 1939 or earlier.....  | 33 263 | 1 562           | 2 423          | 4 766          | 8 071          | 7 662          | 4 500          | 2 110          | 1 352          | 366           | 451          | 248              |
| <b>STORIES IN STRUCTURE</b>   |        |                 |                |                |                |                |                |                |                |               |              |                  |
| 1 to 3.....   | 64 266 | 2 795           | 3 198          | 7 656          | 14 593         | 15 668         | 10 542         | 5 290          | 3 129          | 735           | 660          | 261              |
| 4 or more.....  | 33 157 | 7 865           | 3 554          | 4 531          | 7 116          | 5 460          | 2 338          | 1 255          | 679            | 150           | 209          | 204              |
| With elevator.....  | 26 122 | 7 489           | 2 543          | 3 202          | 5 089          | 3 950          | 1 845          | 1 129          | 608            | 128           | 139          | 197              |
| <b>GROSS RENT AS PERCENTAGE OF HOUSEHOLD INCOME IN 1979</b>               |        |                 |                |                |                |                |                |                |                |               |              |                  |
| Less than 15 percent.....   | 16 846 | 3 045           | 1 631          | 2 668          | 3 715          | 3 004          | 1 697          | 745            | 265            | 76            | ...          | 215              |
| 15 to 19 percent.....   | 14 701 | 2 110           | 962            | 1 788          | 3 046          | 3 134          | 2 069          | 955            | 504            | 133           | ...          | 243              |
| 20 to 24 percent.....   | 12 483 | 2 300           | 602            | 1 322          | 2 715          | 2 536          | 1 695          | 926            | 567            | 90            | ...          | 242              |
| 25 to 29 percent.....   | 9 251  | 1 120           | 651            | 1 099          | 2 074          | 1 893          | 1 195          | 587            | 534            | 98            | ...          | 243              |
| 30 to 34 percent.....   | 6 459  | 531             | 474            | 638            | 1 387          | 1 605          | 939            | 499            | 326            | 60            | ...          | 256              |
| 35 to 49 percent.....   | 11 215 | 561             | 825            | 1 305          | 2 313          | 2 785          | 1 789          | 968            | 571            | 98            | ...          | 243              |
| 50 percent or more.....   | 22 605 | 729             | 1 283          | 2 969          | 5 743          | 5 671          | 3 185          | 1 767          | 943            | 315           | ...          | 255              |
| Not computed.....   | 3 863  | 534             | 324            | 398            | 716            | 500            | 311            | 98             | 15             | 869           | ...          | 217              |
| Median.....   | 26.5   | 19.8            | 25.1           | 25.5           | 27.5           | 29.3           | 28.4           | 30.1           | 29.9           | 33.2          | ...          | ...              |
| <b>SELECTED CHARACTERISTICS</b>   |        |                 |                |                |                |                |                |                |                |               |              |                  |
| Heating equipment.....  | 97 192 | 10 653          | 6 714          | 12 155         | 21 665         | 21 068         | 12 845         | 6 530          | 3 808          | 885           | 869          | 244              |
| Central heating system.....   | 88 537 | 10 108          | 6 183          | 10 934         | 19 689         | 19 216         | 11 519         | 5 931          | 3 404          | 825           |              |                  |



Table A-27. **Income and Poverty Status in 1979 of Owner-Occupied Housing Units With a Black Householder: 1980**

[Data are estimates based on a sample, see Introduction. For meaning of symbols, see Introduction. For definitions of terms, see appendixes A and B.]

**The SMSA**

|   | Household income in 1979 |                   |                    |                      |                      |                      |                      |                      |                  |                  |                | Income in 1979 below poverty level |       |
|---|--------------------------|-------------------|--------------------|----------------------|----------------------|----------------------|----------------------|----------------------|------------------|------------------|----------------|------------------------------------|-------|
|   | Total                    | Less than \$5,000 | \$5,000 to \$9,999 | \$10,000 to \$14,999 | \$15,000 to \$19,999 | \$20,000 to \$24,999 | \$25,000 to \$34,999 | \$35,000 to \$49,999 | \$50,000 or more | Median (dollars) | Mean (dollars) |                                    |       |
| <b>Owner-occupied housing units</b> .....   | 38 487                   | 2 951             | 3 774              | 2 365                | 2 396                | 5 005                | 5 292                | 8 744                | 5 939            | 2 021            | 22 485         | 24 084                             | 3 516 |
| <b>HOUSEHOLD TYPE AND AGE OF HOUSEHOLDER</b>  |                          |                   |                    |                      |                      |                      |                      |                      |                  |                  |                |                                    |       |
| <b>Married-couple families</b> .....  | 25 207                   | 779               | 1 712              | 1 015                | 1 152                | 3 095                | 3 596                | 7 007                | 5 123            | 1 728            | 26 633         | 27 863                             | 1 194 |
| 15 to 24 years .....  | 120                      | 6                 | 12                 | -                    | 26                   | 19                   | 25                   | 18                   | 14               | -                | 17 105         | 19 733                             | 18    |
| 25 to 34 years .....  | 3 357                    | 96                | 50                 | 76                   | 117                  | 377                  | 588                  | 1 240                | 675              | 138              | 27 295         | 28 369                             | 120   |
| 35 to 44 years .....  | 7 141                    | 201               | 235                | 225                  | 213                  | 770                  | 1 051                | 2 229                | 1 747            | 470              | 28 726         | 29 625                             | 368   |
| 45 to 64 years .....  | 11 902                   | 320               | 676                | 405                  | 540                  | 1 554                | 1 641                | 3 222                | 2 516            | 1 028            | 27 561         | 29 027                             | 527   |
| 65 years and over .....   | 2 687                    | 156               | 739                | 309                  | 256                  | 375                  | 291                  | 298                  | 171              | 92               | 13 862         | 17 757                             | 161   |
| <b>Male householder, no wife present</b> .....  | 3 512                    | 421               | 420                | 280                  | 248                  | 504                  | 597                  | 644                  | 290              | 108              | 18 694         | 19 643                             | 401   |
| 15 to 24 years .....  | 150                      | 20                | 32                 | 17                   | 23                   | 11                   | 15                   | 23                   | 9                | -                | 13 152         | 15 998                             | 30    |
| 25 to 34 years .....  | 528                      | 22                | 9                  | 50                   | 38                   | 87                   | 89                   | 102                  | 44               | 13               | 19 375         | 19 630                             | 52    |
| 35 to 44 years .....  | 772                      | 22                | 9                  | 35                   | 49                   | 139                  | 208                  | 208                  | 84               | 18               | 22 444         | 24 152                             | 43    |
| 45 to 64 years .....  | 1 432                    | 129               | 172                | 115                  | 102                  | 238                  | 247                  | 108                  | 69               | 69               | 18 864         | 20 421                             | 149   |
| 65 years and over .....   | 630                      | 198               | 154                | 63                   | 36                   | 29                   | 33                   | 64                   | 45               | 8                | 7 479          | 13 228                             | 127   |
| <b>Female householder, no husband present</b> .....   | 9 768                    | 1 751             | 1 642              | 1 070                | 996                  | 1 406                | 1 099                | 1 093                | 526              | 185              | 13 557         | 15 927                             | 1 921 |
| 15 to 24 years .....  | 115                      | 41                | 15                 | 14                   | 8                    | -                    | 17                   | 12                   | -                | 8                | 10 268         | 15 838                             | 48    |
| 25 to 34 years .....  | 914                      | 98                | 114                | 108                  | 117                  | 203                  | 106                  | 119                  | 49               | -                | 15 510         | 16 691                             | 137   |
| 35 to 44 years .....  | 2 154                    | 200               | 332                | 233                  | 291                  | 424                  | 280                  | 278                  | 79               | 37               | 15 213         | 16 908                             | 431   |
| 45 to 64 years .....  | 4 004                    | 479               | 601                | 451                  | 429                  | 542                  | 508                  | 297                  | 125              | 15 360           | 18 144         | 625                                |       |
| 65 years and over .....   | 2 581                    | 933               | 580                | 264                  | 151                  | 207                  | 154                  | 176                  | 101              | 15               | 7 757          | 11 401                             | 680   |
| <b>Median age</b> .....   | 48.9                     | 61.9              | 61.1               | 54.1                 | 50.8                 | 48.9                 | 46.8                 | 45.5                 | 46.3             | 50.2             | ...            | ...                                | 53.0  |
| <b>YEAR HOUSEHOLDER MOVED INTO UNIT</b>   |                          |                   |                    |                      |                      |                      |                      |                      |                  |                  |                |                                    |       |
| 1979 to March 1980 .....  | 3 726                    | 214               | 264                | 241                  | 257                  | 509                  | 675                  | 870                  | 544              | 152              | 22 525         | 23 643                             | 291   |
| 1975 to 1978 .....  | 8 557                    | 437               | 467                | 430                  | 472                  | 975                  | 1 260                | 2 546                | 1 524            | 446              | 25 699         | 26 561                             | 696   |
| 1970 to 1974 .....  | 8 301                    | 474               | 677                | 469                  | 440                  | 1 142                | 1 170                | 1 968                | 1 481            | 480              | 23 997         | 25 709                             | 680   |
| 1960 to 1969 .....  | 10 567                   | 732               | 1 032              | 627                  | 686                  | 1 414                | 1 324                | 2 315                | 1 770            | 667              | 22 815         | 24 794                             | 872   |
| 1959 or earlier .....   | 7 336                    | 1 094             | 1 334              | 598                  | 541                  | 965                  | 863                  | 1 045                | 620              | 276              | 15 455         | 18 555                             | 977   |
| <b>SELECTED CHARACTERISTICS</b>   |                          |                   |                    |                      |                      |                      |                      |                      |                  |                  |                |                                    |       |
| <b>Complete plumbing for exclusive use</b> .....  | 37 881                   | 2 842             | 3 686              | 2 334                | 2 365                | 4 922                | 5 189                | 8 620                | 5 908            | 2 015            | 22 570         | 24 185                             | 3 407 |
| 1.01 or more persons per room .....   | 2 221                    | 124               | 105                | 141                  | 196                  | 280                  | 375                  | 541                  | 290              | 169              | 23 523         | 25 560                             | 313   |
| <b>Lacking complete plumbing for exclusive use</b> .....  | 606                      | 109               | 88                 | 31                   | 31                   | 83                   | 103                  | 124                  | 31               | 6                | 18 375         | 17 737                             | 109   |
| 1.01 or more persons per room .....   | 95                       | 23                | 6                  | 8                    | 13                   | 8                    | 4                    | 18                   | 6                | 6                | 14 519         | 19 271                             | 23    |
| <b>Heating equipment</b> .....  | 38 464                   | 2 947             | 3 774              | 2 365                | 2 396                | 4 993                | 5 285                | 8 744                | 5 939            | 2 021            | 22 488         | 24 088                             | 3 512 |
| Central heating system .....  | 35 180                   | 2 600             | 3 384              | 2 126                | 2 123                | 4 528                | 4 798                | 8 093                | 5 564            | 1 964            | 22 880         | 24 447                             | 3 059 |
| <b>Air conditioning</b> .....   | 23 086                   | 1 282             | 1 650              | 1 119                | 1 294                | 2 867                | 3 246                | 5 775                | 4 382            | 1 471            | 25 128         | 26 468                             | 1 636 |
| Central system .....  | 2 947                    | 192               | 165                | 75                   | 113                  | 300                  | 307                  | 646                  | 767              | 382              | 29 837         | 31 237                             | 226   |
| <b>Vehicles available</b> .....   | 34 195                   | 1 665             | 2 748              | 1 871                | 2 003                | 4 652                | 5 017                | 8 415                | 5 833            | 1 991            | 24 115         | 25 656                             | 2 253 |
| 1 .....   | 14 263                   | 1 087             | 1 848              | 1 250                | 1 169                | 2 594                | 2 339                | 2 645                | 1 060            | 271              | 18 245         | 19 680                             | 1 466 |
| 2 or more .....   | 19 932                   | 578               | 900                | 621                  | 834                  | 2 058                | 2 678                | 5 770                | 4 773            | 1 720            | 28 853         | 29 932                             | 787   |
| <b>House heating fuel</b> .....   | 38 464                   | 2 947             | 3 774              | 2 365                | 2 396                | 4 993                | 5 285                | 8 744                | 5 939            | 2 021            | 22 488         | 24 088                             | 3 512 |
| Utility gas .....   | 15 350                   | 1 115             | 1 196              | 924                  | 987                  | 1 816                | 2 043                | 3 726                | 2 675            | 868              | 23 399         | 25 340                             | 1 236 |
| Bottled, tank, or LP gas .....  | 370                      | 32                | 28                 | 28                   | 49                   | 36                   | 77                   | 83                   | 37               | -                | 20 588         | 20 533                             | 34    |
| Electricity .....   | 875                      | 95                | 71                 | 40                   | 60                   | 107                  | 112                  | 165                  | 151              | 74               | 22 122         | 25 590                             | 105   |
| Fuel oil, kerosene, etc. ....   | 21 563                   | 1 672             | 2 446              | 1 340                | 1 284                | 2 975                | 3 018                | 4 726                | 3 030            | 1 072            | 21 724         | 23 238                             | 2 086 |
| Other .....   | 306                      | 33                | 33                 | 33                   | 16                   | 59                   | 35                   | 44                   | 46               | 7                | 18 359         | 21 205                             | 51    |
| <b>Median rooms</b> .....   | 6.2                      | 5.6               | 5.7                | 5.8                  | 5.8                  | 5.9                  | 6.2                  | 6.5                  | 6.9              | 7.4              | ...            | ...                                | 5.9   |
| <b>Specified owner-occupied housing units</b> .....   |                          |                   |                    |                      |                      |                      |                      |                      |                  |                  |                |                                    |       |
|   | 21 707                   | 1 245             | 1 629              | 1 167                | 1 117                | 2 490                | 2 956                | 5 392                | 4 263            | 1 448            | 25 427         | 26 637                             | 1 548 |
| <b>MORTGAGE STATUS AND SELECTED MONTHLY OWNER COSTS</b>   |                          |                   |                    |                      |                      |                      |                      |                      |                  |                  |                |                                    |       |
| <b>With a mortgage</b> .....  | 17 255                   | 669               | 951                | 705                  | 834                  | 1 990                | 2 367                | 4 644                | 3 873            | 1 222            | 27 197         | 28 348                             | 1 033 |
| Less than \$200 .....   | 298                      | 34                | 46                 | 41                   | 7                    | 30                   | 50                   | 54                   | 26               | 10               | 17 019         | 19 397                             | 50    |
| \$200 to \$249 .....  | 397                      | 26                | 71                 | 13                   | 27                   | 78                   | 70                   | 51                   | 51               | 10               | 18 942         | 20 010                             | 45    |
| \$250 to \$299 .....  | 763                      | 47                | 89                 | 18                   | 36                   | 121                  | 136                  | 168                  | 110              | 38               | 23 329         | 23 778                             | 75    |
| \$300 to \$349 .....  | 1 395                    | 80                | 159                | 62                   | 182                  | 203                  | 208                  | 204                  | 254              | 43               | 20 257         | 22 902                             | 122   |
| \$350 to \$399 .....  | 1 737                    | 86                | 93                 | 104                  | 62                   | 279                  | 290                  | 424                  | 318              | 81               | 24 074         | 25 519                             | 103   |
| \$400 to \$499 .....  | 4 322                    | 132               | 289                | 179                  | 222                  | 561                  | 569                  | 1 205                | 847              | 318              | 26 634         | 27 623                             | 268   |
| \$500 to \$599 .....  | 3 981                    | 171               | 105                | 224                  | 195                  | 428                  | 571                  | 1 101                | 943              | 243              | 27 487         | 28 401                             | 231   |
| \$600 to \$749 .....  | 3 038                    | 59                | 78                 | 45                   | 76                   | 248                  | 375                  | 1 130                | 832              | 195              | 30 425         | 31 497                             | 85    |
| \$750 or more .....   | 1 324                    | 34                | 21                 | 19                   | 27                   | 42                   | 98                   | 307                  | 492              | 284              | 36 793         | 39 930                             | 54    |
| <b>Median</b> .....   | \$494                    | \$463             | \$406              | \$465                | \$455                | \$449                | \$477                | \$520                | \$535            | \$546            | ...            | ...                                | \$454 |
| <b>Not mortgaged</b> .....  | 4 452                    | 576               | 678                | 462                  | 283                  | 500                  | 589                  | 748                  | 390              | 226              | 16 725         | 20 006                             | 515   |
| Less than \$50 .....  | 54                       | 38                | -                  | -                    | -                    | 11                   | -                    | 5                    | -                | -                | 4 141          | 8 956                              | 38    |
| \$50 to \$74 .....  | 17                       | -                 | 17                 | -                    | -                    | -                    | -                    | -                    | -                | -                | 8 365          | 7 600                              | -     |
| \$75 to \$99 .....  | 57                       | 10                | 15                 | 8                    | 4                    | 9                    | -                    | -                    | 11               | -                | 11 094         | 14 958                             | 10    |
| \$100 to \$124 .....  | 135                      | 18                | 66                 | 6                    | 12                   | 17                   | -                    | 9                    | 7                | -                | 7 292          | 11 535                             | 52    |
| \$125 to \$149 .....  | 246                      | 57                | 51                 | 20                   | 12                   | 39                   | 23                   | 32                   | -                | 12               | 11 875         | 14 495                             | 57    |
| \$150 to \$199 .....  | 825                      | 148               | 88                 | 148                  | 64                   | 123                  | 84                   | 111                  | 50               | 9                | 13 613         | 16 089                             | 111   |
| \$200 to \$249 .....  | 940                      | 100               | 184                | 92                   | 101                  | 104                  | 128                  | 156                  | 66               | 9                | 14 827         | 17 240                             | 80    |
| \$250 or more .....   | 2 178                    | 205               | 257                | 188                  | 90                   | 197                  | 354                  | 435                  | 256              | 196              | 22 077         | 24 333                             | 167   |
| <b>Median</b> .....   | \$247                    | \$208             | \$228              | \$227                | \$225                | \$225                | \$250+               | \$250+               | \$250+           | \$250+           | ...            | ...                                | \$195 |
| <b>MORTGAGE STATUS AND SELECTED MONTHLY OWNER COSTS AS PERCENTAGE OF HOUSEHOLD INCOME IN 1979</b> |                          |                   |                    |                      |                      |                      |                      |                      |                  |                  |                |                                    |       |
| <b>With a mortgage</b> .....  | 17 255                   | 669               | 951                | 705                  | 834                  | 1 990                | 2 367                | 4 644                | 3 873            | 1 222            | 27 197         | 28 348                             | 1 033 |
| Less than 15 percent .....  | 3 353                    | -                 | -                  | 11                   | 7                    | 38                   | 204                  | 618                  | 1 499            | 976              | 41 858         | 44 912                             | 13    |
| 15 to 19 percent .....  | 3 484                    | -                 | -                  | 20                   | 6                    | 180                  | 358                  | 1 322                | 1 445            | 153              | 33 861         | 34 177                             | -     |
| 20 to 24 percent .....  | 2 900                    | -                 | 14                 | 23                   | 30                   | 258                  | 497                  | 1 373                | 638              | 67               | 29 789         | 29 850                             | 24    |
| 25 to 29 percent .....  | 2 159                    | -                 | 10                 | 12                   | 175                  | 404                  | 557                  | 799                  | 176              | 26               | 24 323         | 24 966                             | 25    |
| 30 to 34 percent .....  | 1 473                    | -                 | 46                 | 46                   | 100                  | 461                  | 402                  | 348                  | 70               | -                | 20 859         | 21 590                             | 25    |
| 35 percent or more .....  | 3 743                    | 533               | 881                | 593                  | 516                  | 649                  | 349                  | 184                  | 38               | -                | 11 929         | 12 553                             | 824   |
| <b>Not computed</b> .....   | 143                      | 136               | -                  | -                    | -                    | -                    | -                    | -                    | 7                | -                | 2500-          | 1 618                              | 136   |
| <b>Median</b> .....   | 23.0                     | 50+               | 50+                | 50+                  | 40.3                 | 31.2                 | 26.1                 | 21.4                 | 16.5             | 11.8             | ...            | ...                                | 50+   |
| <b>Not mortgaged</b> .....  | 4 452                    | 576               | 678                | 462                  | 283                  | 500                  | 589                  | 748                  | 390              | 226              | 16 725         | 20 006                             | 515   |
| Less than 10 percent .....  | 822                      | -                 | 8                  | 8                    | 4                    | 56                   | 63                   | 251                  | 238              | 194              | 35 651         | 38 991                             | -     |
| 10 to 14 percent .....  | 1 056                    | 14                | 15                 | 11                   | 50                   | 160                  | 269                  | 376                  | 129              | 32               | 25 214         | 26 620                             | 26    |
| 15 to 19 percent .....  | 607                      | -                 | 36                 | 104                  | 57                   | 121                  | 177                  | 89                   | 23               | -                | 19 137         | 19 077                             | 13    |
| 20 to 24 percent .....  | 467                      | -                 | 72                 | 93                   | 107                  | 110                  | 65                   | 20                   | -                | -                | 14 100         | 14 482                             | 18    |
| 25 to 29 percent .....  | 276                      | -                 | 83                 | 97                   | 35                   | 39                   | 15                   | 7                    | -                | -                | 11 418         | 12 179                             | 21    |
| 30 to 34 percent .....  | 171                      | -                 | 99                 | 43                   | 20                   | 9                    | -                    | -                    | -                | -                | 9 418          | 9 559                              | 12    |
| 35 percent or more .....  | 962                      | 476               | 365                | 106                  | 10                   | 5                    | -                    | -                    | -                | -                | 5 048          | 5 511                              | 339   |
| <b>Not computed</b> .....   |                          |                   |                    |                      |                      |                      |                      |                      |                  |                  |                |                                    |       |

Table A — 28. **Income and Poverty Status in 1979 of Renter-Occupied Housing Units With a Black Householder: 1980**

[Data are estimates based on a sample, see Introduction. For meaning of symbols, see Introduction. For definitions of terms, see appendixes A and B]

| The SMSA   | Household income in 1979 |                   |                    |                      |                      |                      |                      |                      |                      |                  |                  | Income in 1979 below poverty level |                |
|--|--------------------------|-------------------|--------------------|----------------------|----------------------|----------------------|----------------------|----------------------|----------------------|------------------|------------------|------------------------------------|----------------|
|  | Total                    | Less than \$5,000 | \$5,000 to \$9,999 | \$10,000 to \$12,499 | \$12,500 to \$14,999 | \$15,000 to \$19,999 | \$20,000 to \$24,999 | \$25,000 to \$34,999 | \$35,000 to \$49,999 | \$50,000 or more | Median (dollars) |                                    | Mean (dollars) |
| <b>Renter-occupied housing units</b> -----               | <b>97 769</b>            | <b>28 367</b>     | <b>21 924</b>      | <b>10 287</b>        | <b>7 331</b>         | <b>12 122</b>        | <b>7 694</b>         | <b>7 312</b>         | <b>2 117</b>         | <b>615</b>       | <b>9 662</b>     | <b>11 841</b>                      | <b>32 948</b>  |
| <b>HOUSEHOLD TYPE AND AGE OF HOUSEHOLDER</b>             |                          |                   |                    |                      |                      |                      |                      |                      |                      |                  |                  |                                    |                |
| <b>Married-couple families</b> -----                     | <b>25 371</b>            | <b>2 424</b>      | <b>4 268</b>       | <b>2 514</b>         | <b>2 036</b>         | <b>4 317</b>         | <b>3 953</b>         | <b>4 201</b>         | <b>1 317</b>         | <b>341</b>       | <b>16 536</b>    | <b>17 766</b>                      | <b>3 589</b>   |
| 15 to 24 years -----                                     | 1 671                    | 208               | 454                | 194                  | 206                  | 270                  | 183                  | 139                  | 5                    | 12               | 12 236           | 13 397                             | 344            |
| 25 to 34 years -----                                     | 8 122                    | 575               | 1 176              | 773                  | 658                  | 1 577                | 1 371                | 1 533                | 395                  | 64               | 17 308           | 18 316                             | 1 009          |
| 35 to 44 years -----                                     | 6 163                    | 356               | 620                | 558                  | 484                  | 1 161                | 1 250                | 1 226                | 409                  | 99               | 19 604           | 20 214                             | 699            |
| 45 to 64 years -----                                     | 6 744                    | 762               | 981                | 642                  | 532                  | 1 037                | 983                  | 1 206                | 441                  | 160              | 17 142           | 18 553                             | 1 046          |
| 65 years and over -----                                  | 2 671                    | 523               | 1 037              | 347                  | 156                  | 272                  | 166                  | 97                   | 67                   | 6                | 8 641            | 11 195                             | 491            |
| <b>Male householder, no wife present</b> -----           | <b>18 671</b>            | <b>4 741</b>      | <b>3 757</b>       | <b>2 171</b>         | <b>1 451</b>         | <b>3 148</b>         | <b>1 432</b>         | <b>1 406</b>         | <b>452</b>           | <b>113</b>       | <b>10 964</b>    | <b>12 465</b>                      | <b>4 327</b>   |
| 15 to 24 years -----                                     | 2 238                    | 629               | 582                | 344                  | 160                  | 356                  | 114                  | 53                   | —                    | —                | 9 236            | 9 648                              | 645            |
| 25 to 34 years -----                                     | 5 207                    | 810               | 1 009              | 769                  | 385                  | 1 068                | 483                  | 489                  | 132                  | 62               | 12 601           | 14 296                             | 812            |
| 35 to 44 years -----                                     | 3 888                    | 734               | 560                | 360                  | 433                  | 826                  | 361                  | 442                  | 145                  | 27               | 14 174           | 14 927                             | 717            |
| 45 to 64 years -----                                     | 5 386                    | 1 577             | 965                | 572                  | 393                  | 845                  | 437                  | 417                  | 165                  | 15               | 10 660           | 12 250                             | 1 557          |
| 65 years and over -----                                  | 1 952                    | 991               | 641                | 126                  | 80                   | 53                   | 37                   | 5                    | 10                   | —                | 4 950            | 6 501                              | 596            |
| <b>Female householder, no husband present</b> -----      | <b>53 727</b>            | <b>21 202</b>     | <b>13 899</b>      | <b>5 602</b>         | <b>3 844</b>         | <b>4 657</b>         | <b>2 309</b>         | <b>1 705</b>         | <b>348</b>           | <b>161</b>       | <b>6 892</b>     | <b>8 826</b>                       | <b>25 032</b>  |
| 15 to 24 years -----                                     | 6 815                    | 3 696             | 1 683              | 481                  | 324                  | 350                  | 119                  | 107                  | 43                   | 12               | 4 714            | 6 725                              | 4 426          |
| 25 to 34 years -----                                     | 15 580                   | 5 360             | 4 087              | 2 086                | 1 270                | 1 594                | 670                  | 427                  | 57                   | 29               | 7 734            | 9 105                              | 7 116          |
| 35 to 44 years -----                                     | 11 526                   | 3 112             | 3 484              | 1 432                | 951                  | 1 299                | 672                  | 475                  | 67                   | 34               | 8 815            | 10 258                             | 4 876          |
| 45 to 64 years -----                                     | 13 333                   | 4 848             | 3 257              | 1 320                | 1 069                | 1 251                | 773                  | 595                  | 143                  | 77               | 7 806            | 9 819                              | 5 385          |
| 65 years and over -----                                  | 6 473                    | 4 186             | 1 388              | 283                  | 230                  | 163                  | 75                   | 101                  | 38                   | 9                | 4 218            | 5 768                              | 3 229          |
| <b>Median age</b> -----                                  | <b>38.8</b>              | <b>41.5</b>       | <b>38.8</b>        | <b>37.0</b>          | <b>38.1</b>          | <b>37.1</b>          | <b>38.4</b>          | <b>38.8</b>          | <b>41.8</b>          | <b>41.6</b>      | <b>...</b>       | <b>...</b>                         | <b>37.8</b>    |
| <b>YEAR HOUSEHOLDER MOVED INTO UNIT</b>                  |                          |                   |                    |                      |                      |                      |                      |                      |                      |                  |                  |                                    |                |
| 1979 to March 1980 -----                                 | 26 960                   | 8 075             | 6 467              | 2 937                | 1 992                | 3 201                | 1 894                | 1 674                | 521                  | 199              | 9 154            | 11 277                             | 9 806          |
| 1975 to 1978 -----                                       | 36 653                   | 10 399            | 7 814              | 3 970                | 2 809                | 5 003                | 2 894                | 2 828                | 784                  | 152              | 10 071           | 11 962                             | 12 200         |
| 1970 to 1974 -----                                       | 17 636                   | 4 588             | 4 122              | 1 775                | 1 366                | 2 285                | 1 474                | 1 470                | 478                  | 78               | 10 152           | 12 392                             | 5 263          |
| 1960 to 1969 -----                                       | 12 028                   | 3 569             | 2 633              | 1 188                | 890                  | 1 228                | 1 110                | 1 067                | 218                  | 125              | 9 639            | 12 189                             | 4 027          |
| 1959 or earlier -----                                    | 4 492                    | 1 736             | 888                | 417                  | 274                  | 405                  | 322                  | 273                  | 116                  | 61               | 7 862            | 11 137                             | 1 652          |
| <b>PLUMBING FACILITIES BY PERSONS PER ROOM</b>           |                          |                   |                    |                      |                      |                      |                      |                      |                      |                  |                  |                                    |                |
| <b>Complete plumbing for exclusive use</b> -----         | <b>93 664</b>            | <b>26 890</b>     | <b>20 996</b>      | <b>9 885</b>         | <b>7 053</b>         | <b>11 622</b>        | <b>7 427</b>         | <b>7 156</b>         | <b>2 036</b>         | <b>599</b>       | <b>9 738</b>     | <b>11 914</b>                      | <b>31 280</b>  |
| 0.50 or less -----                                       | 40 281                   | 13 926            | 8 973              | 4 474                | 3 068                | 4 749                | 2 402                | 2 121                | 488                  | 80               | 8 464            | 10 196                             | 12 038         |
| 0.51 to 1.00 -----                                       | 43 423                   | 10 969            | 9 393              | 4 324                | 3 215                | 5 495                | 4 113                | 4 181                | 1 338                | 395              | 10 780           | 13 224                             | 14 369         |
| 1.01 to 1.50 -----                                       | 7 517                    | 1 511             | 2 007              | 812                  | 561                  | 1 025                | 724                  | 679                  | 123                  | 75               | 10 740           | 12 990                             | 3 654          |
| 1.51 or more -----                                       | 2 443                    | 484               | 623                | 275                  | 209                  | 353                  | 188                  | 175                  | 87                   | 49               | 11 041           | 13 658                             | 1 219          |
| <b>Lacking complete plumbing for exclusive use</b> ----- | <b>4 105</b>             | <b>1 477</b>      | <b>928</b>         | <b>402</b>           | <b>278</b>           | <b>500</b>           | <b>267</b>           | <b>156</b>           | <b>81</b>            | <b>16</b>        | <b>7 511</b>     | <b>10 160</b>                      | <b>1 668</b>   |
| 0.50 or less -----                                       | 1 234                    | 497               | 277                | 124                  | 90                   | 121                  | 85                   | 29                   | 11                   | —                | 6 887            | 8 721                              | 433            |
| 0.51 to 1.00 -----                                       | 2 263                    | 795               | 482                | 218                  | 146                  | 309                  | 159                  | 97                   | 41                   | 16               | 8 055            | 10 749                             | 861            |
| 1.01 to 1.50 -----                                       | 388                      | 148               | 105                | 33                   | 42                   | 29                   | 11                   | 8                    | 12                   | —                | 6 337            | 8 647                              | 271            |
| 1.51 or more -----                                       | 220                      | 37                | 64                 | 27                   | —                    | 41                   | 12                   | 22                   | 17                   | —                | 10 833           | 14 843                             | 103            |
| <b>SELECTED CHARACTERISTICS</b>                          |                          |                   |                    |                      |                      |                      |                      |                      |                      |                  |                  |                                    |                |
| <b>Heating equipment</b> -----                           | <b>97 538</b>            | <b>28 276</b>     | <b>21 846</b>      | <b>10 278</b>        | <b>7 320</b>         | <b>12 095</b>        | <b>7 694</b>         | <b>7 297</b>         | <b>2 117</b>         | <b>615</b>       | <b>9 675</b>     | <b>11 849</b>                      | <b>32 791</b>  |
| Central heating system -----                             | 88 809                   | 25 490            | 20 078             | 9 233                | 6 600                | 10 982               | 7 167                | 6 766                | 1 969                | 524              | 9 695            | 11 907                             | 29 473         |
| <b>Air conditioning</b> -----                            | <b>31 361</b>            | <b>5 815</b>      | <b>5 552</b>       | <b>3 392</b>         | <b>2 570</b>         | <b>5 173</b>         | <b>3 640</b>         | <b>3 776</b>         | <b>1 149</b>         | <b>294</b>       | <b>13 396</b>    | <b>15 024</b>                      | <b>6 165</b>   |
| Central system -----                                     | 6 481                    | 1 840             | 1 202              | 669                  | 504                  | 879                  | 514                  | 601                  | 237                  | 35               | 10 742           | 12 943                             | 1 630          |
| <b>Vehicles available</b> -----                          | <b>49 227</b>            | <b>6 569</b>      | <b>8 401</b>       | <b>5 887</b>         | <b>4 437</b>         | <b>8 762</b>         | <b>6 348</b>         | <b>6 502</b>         | <b>1 864</b>         | <b>457</b>       | <b>14 617</b>    | <b>15 949</b>                      | <b>8 072</b>   |
| 1 -----  | 38 822                   | 5 758             | 7 456              | 5 205                | 3 760                | 7 143                | 4 546                | 3 826                | 938                  | 190              | 13 160           | 14 414                             | 6 929          |
| 2 or more -----  | 10 405                   | 811               | 945                | 682                  | 677                  | 1 619                | 1 802                | 2 676                | 926                  | 267              | 21 228           | 21 676                             | 1 143          |
| <b>House heating fuel</b> -----                          | <b>97 538</b>            | <b>28 276</b>     | <b>21 846</b>      | <b>10 278</b>        | <b>7 320</b>         | <b>12 095</b>        | <b>7 694</b>         | <b>7 297</b>         | <b>2 117</b>         | <b>615</b>       | <b>9 675</b>     | <b>11 849</b>                      | <b>32 791</b>  |
| Utility gas -----  | 29 017                   | 8 599             | 6 524              | 3 040                | 1 995                | 3 660                | 2 279                | 2 093                | 600                  | 227              | 9 514            | 11 718                             | 10 209         |
| Bottled, tank, or LP gas -----                           | 1 439                    | 444               | 321                | 131                  | 161                  | 169                  | 85                   | 68                   | 60                   | —                | 9 437            | 11 350                             | 495            |
| Electricity -----  | 6 469                    | 1 951             | 1 402              | 754                  | 447                  | 713                  | 474                  | 510                  | 189                  | 29               | 9 544            | 11 814                             | 1 978          |
| Fuel oil, kerosene, etc. -----                           | 59 499                   | 16 959            | 13 323             | 6 233                | 4 663                | 7 406                | 4 788                | 4 544                | 1 224                | 359              | 9 787            | 11 930                             | 19 720         |
| Other -----  | 1 114                    | 323               | 276                | 120                  | 54                   | 147                  | 68                   | 82                   | 44                   | —                | 9 255            | 11 790                             | 389            |
| <b>Median rooms</b> -----                                | <b>4.0</b>               | <b>3.7</b>        | <b>4.0</b>         | <b>3.9</b>           | <b>4.0</b>           | <b>4.1</b>           | <b>4.3</b>           | <b>4.5</b>           | <b>4.8</b>           | <b>4.9</b>       | <b>...</b>       | <b>...</b>                         | <b>4.0</b>     |
| <b>Specified renter-occupied housing units</b> -----     | <b>97 423</b>            | <b>28 309</b>     | <b>21 822</b>      | <b>10 254</b>        | <b>7 280</b>         | <b>12 093</b>        | <b>7 666</b>         | <b>7 277</b>         | <b>2 107</b>         | <b>615</b>       | <b>9 657</b>     | <b>11 836</b>                      | <b>32 824</b>  |
| <b>CONTRACT RENT</b>                                     |                          |                   |                    |                      |                      |                      |                      |                      |                      |                  |                  |                                    |                |
| Less than \$100 -----                                    | 12 878                   | 8 551             | 2 680              | 550                  | 316                  | 401                  | 211                  | 108                  | 47                   | 14               | 4 098            | 5 478                              | 8 235          |
| \$100 to \$149 -----                                     | 9 857                    | 3 767             | 3 090              | 886                  | 529                  | 669                  | 430                  | 356                  | 111                  | 19               | 6 568            | 8 665                              | 4 100          |
| \$150 to \$199 -----                                     | 23 710                   | 6 606             | 5 866              | 2 946                | 1 894                | 2 936                | 1 596                | 1 395                | 361                  | 110              | 9 474            | 11 192                             | 7 797          |
| \$200 to \$249 -----                                     | 26 239                   | 5 774             | 6 090              | 3 215                | 2 411                | 3 903                | 2 129                | 2 040                | 514                  | 163              | 10 976           | 12 640                             | 7 440          |
| \$250 to \$299 -----                                     | 15 815                   | 2 600             | 2 814              | 1 837                | 1 457                | 2 588                | 2 062                | 1 866                | 421                  | 170              | 13 626           | 15 005                             | 3 884          |
| \$300 to \$349 -----                                     | 5 374                    | 591               | 823                | 484                  | 503                  | 957                  | 768                  | 921                  | 281                  | 46               | 16 214           | 17 410                             | 984            |
| \$350 to \$399 -----                                     | 1 698                    | 162               | 201                | 145                  | 73                   | 377                  | 266                  | 320                  | 133                  | 21               | 18 610           | 19 444                             | 256            |
| \$400 to \$499 -----                                     | 754                      | 23                | 78                 | 32                   | 6                    | 108                  | 96                   | 145                  | 13                   | 13               | 24 038           | 23 563                             | 67             |
| \$500 or more -----                                      | 229                      | 21                | 41                 | 6                    | 5                    | 13                   | 17                   | 34                   | 70                   | 22               | 26 691           | 27 641                             | 35             |
| No cash rent -----                                       | 869                      | 214               | 157                | 107                  | 60                   | 141                  | 91                   | 38                   | 24                   | 37               | 11 484           | 13 949                             | 223            |
| <b>Median</b> -----                                      | <b>\$203</b>             | <b>\$165</b>      | <b>\$193</b>       | <b>\$210</b>         | <b>\$216</b>         | <b>\$225</b>         | <b>\$236</b>         | <b>\$242</b>         | <b>\$251</b>         | <b>\$243</b>     | <b>...</b>       | <b>...</b>                         | <b>\$178</b>   |
| <b>GROSS RENT</b>  |                          |                   |                    |                      |                      |                      |                      |                      |                      |                  |                  |                                    |                |
| Less than \$100 -----                                    | 10 660                   | 7 395             | 2 179              | 397                  | 203                  | 213                  | 159                  | 63                   | 37                   | 14               | 3 986            | 5 098                              | 7 165          |
| \$100 to \$149 -----                                     | 6 752                    | 2 912             | 2 097              | 538                  | 393                  | 486                  | 129                  | 161                  | 36                   | —                | 5 926            | 7 572                              | 2 922          |
| \$150 to \$199 -----                                     | 12 187                   | 3 802             | 3 362              | 1 584                | 834                  | 1 201                | 667                  | 547                  | 150                  | 40               | 8 381            | 10 031                             | 4 146          |
| \$200 to \$249 -----                                     | 21 709                   | 5 761             | 5 142              | 2 794                | 2 065                | 2 733                | 1 482                | 1 325                | 344                  | 63               | 9 953            | 11 409                             | 6 580          |
| \$250 to \$299 -----                                     | 21 128                   | 4 505             | 4 782              | 2 517                | 1 808                | 3 304                | 1 921                | 1 739                | 419                  | 133              | 11 268           | 12 915                             | 5 961          |
| \$300 to \$349 -----                                     | 12 880                   | 2 188             | 2 349              | 1 251                | 1 143                | 2 191                | 1 644                | 1 610                | 362                  | 142              | 13 926           | 15 110                             | 3 387          |
| \$350 to \$399 -----                                     | 6 545                    | 965               | 1 143              | 651                  | 512                  | 1 015                | 882                  | 988                  | 341                  | 48               | 15 006           | 16 383                             | 1 561          |
| \$400 to \$499 -----                                     | 3 808                    | 471               | 509                | 329                  | 237                  | 684                  | 597                  | 659                  | 261                  | 61               | 17 136           | 18 356                             | 705            |
| \$500 or more -----                                      | 885                      | 96                | 102                | 86                   | 25                   | 125                  | 94                   | 147                  | 133                  | 77               | 21 062           | 23 676                             | 174            |
| No cash rent -----</                                     |                          |                   |                    |                      |                      |                      |                      |                      |                      |                  |                  |                                    |                |



Table A-29. Selected Monthly Owner Costs for Mortgaged Housing Units With a Black Householder: 1980

[Data are estimates based on a sample, see Introduction. For meaning of symbols, see Introduction. For definitions of terms, see appendixes A and B]

| The SMSA  | Total         | Less than \$200 | \$200 to \$249 | \$250 to \$299 | \$300 to \$349 | \$350 to \$399 | \$400 to \$499 | \$500 to \$599 | \$600 to \$749 | \$750 or more | Median (dollars) |
|---|---------------|-----------------|----------------|----------------|----------------|----------------|----------------|----------------|----------------|---------------|------------------|
| <b>Specified owner-occupied housing units</b> -----                           | <b>17 255</b> | <b>298</b>      | <b>397</b>     | <b>763</b>     | <b>1 395</b>   | <b>1 737</b>   | <b>4 322</b>   | <b>3 981</b>   | <b>3 038</b>   | <b>1 324</b>  | <b>494</b>       |
| <b>PERSONS IN UNIT</b>  |               |                 |                |                |                |                |                |                |                |               |                  |
| 1 person -----  | 907           | 51              | 62             | 76             | 138            | 105            | 238            | 117            | 77             | 43            | 406              |
| 2 persons -----   | 2 789         | 36              | 115            | 155            | 289            | 340            | 747            | 470            | 439            | 198           | 468              |
| 3 persons -----   | 3 280         | 74              | 60             | 133            | 295            | 346            | 802            | 662            | 616            | 292           | 492              |
| 4 persons -----   | 4 052         | 40              | 65             | 137            | 190            | 356            | 1 003          | 1 069          | 818            | 374           | 522              |
| 5 persons -----   | 2 840         | 36              | 28             | 121            | 173            | 238            | 711            | 738            | 547            | 248           | 515              |
| 6 persons -----   | 1 681         | 37              | 34             | 75             | 111            | 185            | 393            | 477            | 284            | 85            | 501              |
| 7 persons -----   | 1 127         | 11              | 14             | 54             | 148            | 90             | 289            | 274            | 195            | 52            | 489              |
| 8 or more persons -----   | 579           | 13              | 19             | 12             | 51             | 77             | 139            | 174            | 62             | 32            | 482              |
| Median -----  | 3.91          | 3.34            | 2.86           | 3.63           | 3.42           | 3.72           | 3.87           | 4.19           | 3.97           | 3.84          | ...              |
| <b>HOUSEHOLD TYPE AND AGE OF HOUSEHOLDER</b>                                  |               |                 |                |                |                |                |                |                |                |               |                  |
| <b>Married-couple families</b> -----  | <b>13 066</b> | <b>171</b>      | <b>188</b>     | <b>551</b>     | <b>985</b>     | <b>1 248</b>   | <b>3 134</b>   | <b>3 154</b>   | <b>2 521</b>   | <b>1 114</b>  | <b>508</b>       |
| 15 to 24 years -----  | 53            | —               | —              | —              | —              | —              | 14             | 25             | 8              | 6             | 550              |
| 25 to 34 years -----  | 2 239         | 43              | 5              | 25             | 48             | 65             | 481            | 618            | 707            | 247           | 573              |
| 35 to 44 years -----  | 4 312         | 16              | 47             | 123            | 214            | 358            | 1 029          | 1 094          | 1 011          | 420           | 534              |
| 45 to 64 years -----  | 5 842         | 94              | 120            | 320            | 610            | 730            | 1 452          | 1 343          | 743            | 430           | 472              |
| 65 years and over -----   | 620           | 18              | 16             | 83             | 113            | 95             | 158            | 74             | 52             | 11            | 392              |
| <b>Male householder, no wife present</b> -----                                | <b>1 110</b>  | <b>42</b>       | <b>66</b>      | <b>60</b>      | <b>113</b>     | <b>122</b>     | <b>244</b>     | <b>190</b>     | <b>166</b>     | <b>107</b>    | <b>460</b>       |
| 15 to 24 years -----  | 41            | —               | —              | —              | —              | 12             | 6              | 21             | 2              | —             | 512              |
| 25 to 34 years -----  | 244           | 19              | 6              | 13             | 12             | 27             | 72             | 36             | 12             | 12            | 493              |
| 35 to 44 years -----  | 355           | 8               | 13             | —              | 21             | 45             | 88             | 52             | 72             | 56            | 505              |
| 45 to 64 years -----  | 381           | 9               | 37             | 26             | 50             | 38             | 97             | 38             | 47             | 39            | 434              |
| 65 years and over -----   | 89            | 6               | 10             | 21             | 30             | —              | 6              | 7              | 9              | —             | 313              |
| <b>Female householder, no husband present</b> -----                           | <b>3 079</b>  | <b>85</b>       | <b>143</b>     | <b>152</b>     | <b>297</b>     | <b>367</b>     | <b>944</b>     | <b>637</b>     | <b>351</b>     | <b>103</b>    | <b>454</b>       |
| 15 to 24 years -----  | 44            | —               | —              | 6              | —              | 14             | 7              | 8              | 9              | —             | 464              |
| 25 to 34 years -----  | 356           | 6               | —              | 10             | 13             | 19             | 126            | 100            | 72             | 10            | 504              |
| 35 to 44 years -----  | 1 032         | 19              | 27             | 49             | 100            | 123            | 306            | 247            | 135            | 26            | 465              |
| 45 to 64 years -----  | 1 253         | 32              | 78             | 55             | 137            | 167            | 411            | 227            | 90             | 56            | 437              |
| 65 years and over -----   | 394           | 28              | 38             | 32             | 47             | 44             | 94             | 55             | 45             | 11            | 408              |
| Median age -----  | 44.9          | 49.7            | 52.8           | 51.9           | 51.4           | 49.1           | 45.4           | 43.4           | 40.2           | 42.7          | ...              |
| <b>YEAR HOUSEHOLDER MOVED INTO UNIT</b>                                       |               |                 |                |                |                |                |                |                |                |               |                  |
| 1979 to March 1980 -----  | 1 878         | 18              | 17             | 19             | 48             | 65             | 280            | 427            | 642            | 362           | 615              |
| 1975 to 1978 -----  | 5 026         | 90              | 47             | 101            | 136            | 288            | 989            | 1 513          | 1 332          | 530           | 557              |
| 1970 to 1974 -----  | 4 389         | 34              | 44             | 109            | 349            | 379            | 1 360          | 1 205          | 625            | 284           | 495              |
| 1960 to 1969 -----  | 4 589         | 84              | 173            | 376            | 620            | 847            | 1 326          | 695            | 362            | 106           | 414              |
| 1959 or earlier -----   | 1 373         | 72              | 116            | 158            | 242            | 158            | 367            | 141            | 77             | 42            | 381              |
| <b>ROOMS</b>  |               |                 |                |                |                |                |                |                |                |               |                  |
| 1 to 3 rooms -----  | 71            | 6               | 6              | —              | 7              | 6              | 16             | 18             | 5              | 7             | 477              |
| 4 rooms -----   | 391           | 25              | 42             | 28             | 45             | 74             | 110            | 35             | 25             | 7             | 388              |
| 5 rooms -----   | 1 642         | 46              | 59             | 126            | 250            | 295            | 473            | 265            | 108            | 20            | 411              |
| 6 rooms -----   | 4 508         | 135             | 156            | 293            | 386            | 622            | 1 248          | 1 013          | 548            | 107           | 454              |
| 7 rooms -----   | 4 441         | 54              | 38             | 195            | 368            | 366            | 1 147          | 1 114          | 887            | 272           | 505              |
| 8 or more rooms -----   | 6 202         | 32              | 96             | 121            | 339            | 374            | 1 328          | 1 536          | 1 465          | 911           | 553              |
| Median -----  | 7.0           | 6.0             | 6.1            | 6.3            | 6.5            | 6.3            | 6.8            | 7.1            | 7.4            | 8.1           | ...              |
| <b>YEAR STRUCTURE BUILT</b>   |               |                 |                |                |                |                |                |                |                |               |                  |
| 1975 to March 1980 -----  | 405           | 6               | —              | —              | 6              | 8              | 16             | 92             | 150            | 127           | 674              |
| 1970 to 1974 -----  | 756           | 11              | —              | 15             | 33             | 68             | 133            | 185            | 164            | 147           | 564              |
| 1960 to 1969 -----  | 2 434         | 15              | 27             | 67             | 168            | 206            | 672            | 544            | 468            | 267           | 511              |
| 1950 to 1959 -----  | 3 239         | 100             | 121            | 149            | 264            | 306            | 776            | 781            | 547            | 195           | 488              |
| 1940 to 1949 -----  | 3 422         | 34              | 72             | 123            | 285            | 397            | 857            | 930            | 556            | 168           | 494              |
| 1939 or earlier -----   | 6 999         | 132             | 177            | 409            | 639            | 752            | 1 868          | 1 449          | 1 153          | 420           | 476              |
| <b>VALUE</b>  |               |                 |                |                |                |                |                |                |                |               |                  |
| Less than \$10,000 -----  | 111           | 25              | 20             | 14             | 28             | 15             | —              | 9              | —              | —             | 288              |
| \$10,000 to \$19,999 -----  | 822           | 59              | 48             | 103            | 70             | 157            | 230            | 143            | 12             | —             | 392              |
| \$20,000 to \$29,999 -----  | 2 564         | 77              | 153            | 234            | 433            | 400            | 691            | 421            | 145            | 10            | 398              |
| \$30,000 to \$39,999 -----  | 3 597         | 27              | 99             | 189            | 336            | 484            | 1 115          | 879            | 410            | 58            | 462              |
| \$40,000 to \$49,999 -----  | 3 926         | 42              | 36             | 140            | 265            | 371            | 1 092          | 1 025          | 836            | 119           | 502              |
| \$50,000 to \$59,999 -----  | 2 323         | 43              | 34             | 36             | 132            | 171            | 535            | 667            | 548            | 157           | 532              |
| \$60,000 to \$79,999 -----  | 2 576         | 18              | 7              | 38             | 97             | 108            | 502            | 646            | 766            | 394           | 580              |
| \$80,000 to \$99,999 -----  | 880           | —               | —              | —              | 34             | 19             | 120            | 174            | 203            | 330           | 669              |
| \$100,000 to \$149,999 -----  | 391           | 7               | —              | 9              | —              | 7              | 37             | 17             | 97             | 217           | 750+             |
| \$150,000 or more -----   | 65            | —               | —              | —              | —              | —              | —              | —              | 21             | 39            | 750+             |
| Median -----  | \$43 600      | \$27 100        | \$28 700       | \$31 600       | \$34 700       | \$36 000       | \$41 100       | \$44 500       | \$51 500       | \$76 700      | ...              |
| <b>SELECTED MONTHLY OWNER COSTS AS PERCENTAGE OF HOUSEHOLD INCOME IN 1979</b> |               |                 |                |                |                |                |                |                |                |               |                  |
| Less than 15 percent -----  | 3 353         | 175             | 196            | 400            | 464            | 566            | 929            | 378            | 179            | 66            | 389              |
| 15 to 19 percent -----  | 3 484         | 26              | 70             | 138            | 269            | 355            | 1 092          | 961            | 429            | 144           | 484              |
| 20 to 24 percent -----  | 2 900         | 24              | 34             | 44             | 141            | 274            | 654            | 715            | 748            | 266           | 539              |
| 25 to 29 percent -----  | 2 159         | 10              | —              | 39             | 186            | 177            | 447            | 527            | 545            | 228           | 542              |
| 30 to 34 percent -----  | 1 473         | 10              | 32             | 10             | 74             | 66             | 335            | 383            | 383            | 180           | 555              |
| 35 percent or more -----  | 3 743         | 39              | 65             | 132            | 240            | 287            | 831            | 978            | 731            | 440           | 528              |
| Not computed -----  | 143           | 14              | —              | —              | 21             | 12             | 34             | 39             | 23             | —             | 447              |
| Median -----  | 23.0          | 10.7            | 15.2           | 14.6           | 19.1           | 19.2           | 20.9           | 24.4           | 26.4           | 29.1          | ...              |
| <b>SELECTED CHARACTERISTICS</b>   |               |                 |                |                |                |                |                |                |                |               |                  |
| <b>Heating equipment</b> -----  | <b>17 255</b> | <b>298</b>      | <b>397</b>     | <b>763</b>     | <b>1 395</b>   | <b>1 737</b>   | <b>4 322</b>   | <b>3 981</b>   | <b>3 038</b>   | <b>1 324</b>  | <b>494</b>       |
| Steam or hot water system -----   | 10 531        | 187             | 252            | 467            | 827            | 1 046          | 2 713          | 2 518          | 1 811          | 710           | 493              |
| Central warm-air furnace or electric heat pump -----                          | 5 027         | 63              | 99             | 210            | 393            | 504            | 1 256          | 1 047          | 921            | 534           | 499              |
| Other built-in electric units -----   | 305           | —               | —              | 10             | 30             | 22             | 46             | 81             | 94             | 22            | 555              |
| Floor, wall, or pipeless furnace -----  | 172           | —               | 23             | 11             | 20             | —              | 39             | 21             | 47             | 11            | 448              |
| Other means -----   | 1 220         | 48              | 23             | 65             | 125            | 165            | 268            | 314            | 165            | 47            | 463              |
| <b>Air conditioning</b> -----   | <b>11 260</b> | <b>119</b>      | <b>177</b>     | <b>416</b>     | <b>301</b>     | <b>1 048</b>   | <b>2 895</b>   | <b>2 639</b>   | <b>2 141</b>   | <b>1 024</b>  | <b>507</b>       |
| Central system -----  | 1 814         | 40              | 27             | 78             | 86             | 105            | 366            | 322            | 397            | 393           | 564              |
| 1 or more individual room units -----   | 9 446         | 79              | 150            | 338            | 715            | 943            | 2 529          | 2 317          | 1 744          | 631           | 499              |
| <b>House heating fuel</b> -----   | <b>17 255</b> | <b>298</b>      | <b>397</b>     | <b>763</b>     | <b>1 395</b>   | <b>1 737</b>   | <b>4 322</b>   | <b>3 981</b>   | <b>3 038</b>   | <b>1 324</b>  | <b>494</b>       |
| Utility gas -----   | 8 052         | 154             | 190            | 331            | 635            | 806            | 2 038          | 1 790          | 1 448          | 660           | 495              |
| Bottled, tank, or LP gas -----  | 118           | 7               | —              | —              | 25             | 23             | 15             | 31             | 17             | —             | 418              |
| Electricity -----   | 406           | 15              | —              | 14             | 35             | 38             | 73             | 95             | 108            | 28            | 529              |
| Fuel oil, kerosene, etc. -----  | 8 604         | 112             | 207            | 404            | 684            | 870            | 2 183          | 2 050          | 1 465          | 629           | 493              |
| Other -----   | 75            | 10              | —              | 14             | 16             | —              | 13             | 15             | —              | 7             | 342              |

Table A—30. Selected Monthly Owner Costs for Not Mortgaged Housing Units With a Black Householder: 1980

[Data are estimates based on a sample, see Introduction. For meaning of symbols, see Introduction. For definitions of terms, see appendixes A and B]

| The SMSA  | Total        | Less than \$50 | \$50 to \$74 | \$75 to \$99 | \$100 to \$124 | \$125 to \$149 | \$150 to \$199 | \$200 to \$249 | \$250 or more | Median (dollars) |
|---|--------------|----------------|--------------|--------------|----------------|----------------|----------------|----------------|---------------|------------------|
| <b>Specified owner-occupied housing units</b> -----                           | <b>4 452</b> | <b>54</b>      | <b>17</b>    | <b>57</b>    | <b>135</b>     | <b>246</b>     | <b>825</b>     | <b>940</b>     | <b>2 178</b>  | <b>247</b>       |
| <b>PERSONS IN UNIT</b>  |              |                |              |              |                |                |                |                |               |                  |
| 1 person -----  | 653          | 11             | —            | 9            | 24             | 80             | 160            | 170            | 199           | 213              |
| 2 persons -----   | 1 536        | 11             | 17           | 25           | 48             | 67             | 258            | 302            | 808           | 250+             |
| 3 persons -----   | 840          | 18             | —            | 8            | 13             | 32             | 155            | 169            | 445           | 250+             |
| 4 persons -----   | 573          | 9              | —            | 5            | 15             | 5              | 107            | 104            | 328           | 250+             |
| 5 persons -----   | 348          | 5              | —            | 4            | 9              | 18             | 74             | 73             | 165           | 244              |
| 6 persons -----   | 286          | —              | —            | 6            | 7              | 40             | 36             | 68             | 129           | 240              |
| 7 persons -----   | 141          | —              | —            | —            | 12             | —              | 24             | 28             | 77            | 250+             |
| 8 or more persons -----   | 75           | —              | —            | —            | 7              | 4              | 11             | 26             | 27            | 230              |
| Median -----  | 2.54         | 2.78           | 2.00         | 2.28         | 2.41           | 2.14           | 2.48           | 2.49           | 2.68          | ...              |
| <b>HOUSEHOLD TYPE AND AGE OF HOUSEHOLDER</b>                                  |              |                |              |              |                |                |                |                |               |                  |
| <b>Married-couple families</b> -----  | <b>2 326</b> | <b>11</b>      | <b>8</b>     | <b>39</b>    | <b>47</b>      | <b>82</b>      | <b>408</b>     | <b>503</b>     | <b>1 228</b>  | <b>250+</b>      |
| 15 to 24 years -----  | —            | —              | —            | —            | —              | —              | —              | —              | —             | —                |
| 25 to 34 years -----  | 89           | —              | —            | —            | —              | —              | 7              | 18             | 64            | 250+             |
| 35 to 44 years -----  | 283          | —              | —            | —            | 16             | 6              | 60             | 49             | 152           | 250+             |
| 45 to 64 years -----  | 1 015        | —              | —            | 6            | 13             | 41             | 158            | 254            | 543           | 250+             |
| 65 years and over -----   | 939          | 11             | 8            | 33           | 18             | 35             | 183            | 182            | 469           | 250              |
| <b>Male householder, no wife present</b> -----                                | <b>386</b>   | <b>5</b>       | <b>—</b>     | <b>5</b>     | <b>12</b>      | <b>21</b>      | <b>75</b>      | <b>43</b>      | <b>225</b>    | <b>250+</b>      |
| 15 to 24 years -----  | 23           | —              | —            | —            | —              | 9              | —              | —              | 14            | 250+             |
| 25 to 34 years -----  | 10           | —              | —            | —            | —              | —              | 5              | —              | 5             | 225              |
| 35 to 44 years -----  | 49           | 5              | —            | —            | 6              | —              | 14             | —              | 24            | 198              |
| 45 to 64 years -----  | 160          | —              | —            | —            | 6              | 12             | 20             | 27             | 95            | 250+             |
| 65 years and over -----   | 144          | —              | —            | 5            | —              | —              | 36             | 16             | 87            | 250+             |
| <b>Female householder, no husband present</b> -----                           | <b>1 740</b> | <b>38</b>      | <b>9</b>     | <b>13</b>    | <b>76</b>      | <b>143</b>     | <b>342</b>     | <b>394</b>     | <b>725</b>    | <b>232</b>       |
| 15 to 24 years -----  | —            | —              | —            | —            | —              | —              | —              | —              | —             | —                |
| 25 to 34 years -----  | 58           | 9              | —            | —            | —              | —              | 17             | 8              | 24            | 219              |
| 35 to 44 years -----  | 145          | 6              | —            | —            | 6              | 16             | 9              | 20             | 88            | 250+             |
| 45 to 64 years -----  | 649          | 18             | —            | 4            | 36             | 48             | 69             | 153            | 321           | 249              |
| 65 years and over -----   | 888          | 5              | 9            | 9            | 34             | 79             | 247            | 213            | 292           | 214              |
| Median age -----  | 62.8         | 46.9           | 70.6         | 68.4         | 61.5           | 61.5           | 66.5           | 62.8           | 61.6          | ...              |
| <b>YEAR HOUSEHOLDER MOVED INTO UNIT</b>                                       |              |                |              |              |                |                |                |                |               |                  |
| 1979 to March 1980 -----  | 112          | 9              | —            | —            | 16             | —              | 4              | 45             | 38            | 230              |
| 1975 to 1978 -----  | 320          | 5              | —            | —            | 6              | 6              | 84             | 25             | 194           | 250+             |
| 1970 to 1974 -----  | 456          | 17             | —            | 6            | 23             | 44             | 77             | 67             | 222           | 246              |
| 1960 to 1969 -----  | 945          | —              | —            | 10           | —              | 79             | 165            | 198            | 493           | 250+             |
| 1959 or earlier -----   | 2 619        | 23             | 17           | 41           | 90             | 117            | 495            | 605            | 1 231         | 244              |
| <b>ROOMS</b>  |              |                |              |              |                |                |                |                |               |                  |
| 1 to 3 rooms -----  | 31           | —              | —            | —            | —              | 15             | 12             | 4              | —             | 152              |
| 4 rooms -----   | 208          | —              | 4            | —            | —              | 2              | 46             | 56             | 100           | 246              |
| 5 rooms -----   | 509          | —              | 5            | —            | 22             | 46             | 119            | 126            | 191           | 225              |
| 6 rooms -----   | 1 433        | 24             | 8            | 36           | 49             | 88             | 334            | 331            | 563           | 227              |
| 7 rooms -----   | 881          | 14             | —            | 10           | 16             | 26             | 169            | 226            | 420           | 245              |
| 8 or more rooms -----   | 1 390        | 16             | —            | 11           | 48             | 69             | 145            | 197            | 904           | 250+             |
| Median -----  | 6.6          | 6.7            | 5.4          | 6.3          | 6.4            | 6.2            | 6.2            | 6.4            | 7.1           | ...              |
| <b>YEAR STRUCTURE BUILT</b>   |              |                |              |              |                |                |                |                |               |                  |
| 1975 to March 1980 -----  | 26           | —              | —            | —            | 7              | 6              | 6              | 7              | —             | 150              |
| 1970 to 1974 -----  | 38           | —              | —            | —            | —              | 6              | 12             | 10             | 10            | 205              |
| 1960 to 1969 -----  | 307          | —              | —            | —            | 3              | 32             | 56             | 57             | 159           | 250+             |
| 1950 to 1959 -----  | 569          | 17             | —            | 8            | 26             | 31             | 80             | 138            | 269           | 244              |
| 1940 to 1949 -----  | 561          | 18             | —            | 10           | 16             | 41             | 91             | 119            | 266           | 244              |
| 1939 or earlier -----   | 2 951        | 19             | 17           | 39           | 83             | 130            | 580            | 609            | 1 474         | 250              |
| <b>VALUE</b>  |              |                |              |              |                |                |                |                |               |                  |
| Less than \$10,000 -----  | 162          | 9              | —            | 15           | 26             | 28             | 41             | 21             | 22            | 154              |
| \$10,000 to \$19,999 -----  | 458          | —              | —            | 19           | 34             | 53             | 126            | 105            | 121           | 199              |
| \$20,000 to \$29,999 -----  | 892          | 11             | 8            | 5            | 15             | 68             | 247            | 181            | 357           | 225              |
| \$30,000 to \$39,999 -----  | 968          | 5              | —            | 12           | 6              | 55             | 140            | 295            | 455           | 245              |
| \$40,000 to \$49,999 -----  | 838          | 11             | —            | —            | 44             | 15             | 145            | 175            | 448           | 250+             |
| \$50,000 to \$59,999 -----  | 503          | —              | 9            | —            | 7              | 6              | 65             | 107            | 309           | 250+             |
| \$60,000 to \$79,999 -----  | 450          | —              | —            | —            | 3              | 21             | 53             | 56             | 317           | 250+             |
| \$80,000 to \$99,999 -----  | 109          | 18             | —            | —            | —              | —              | —              | —              | 91            | 250+             |
| \$100,000 to \$149,999 -----  | 54           | —              | —            | 6            | —              | —              | —              | —              | 40            | 250+             |
| \$150,000 or more -----   | 18           | —              | —            | —            | —              | —              | —              | —              | 18            | 250+             |
| Median -----  | \$37 500     | \$45 900       | \$50 600     | \$16 000     | \$24 600       | \$24 500       | \$29 900       | \$35 700       | \$42 500      | ...              |
| <b>SELECTED MONTHLY OWNER COSTS AS PERCENTAGE OF HOUSEHOLD INCOME IN 1979</b> |              |                |              |              |                |                |                |                |               |                  |
| Less than 10 percent -----  | 822          | 11             | 8            | 32           | 33             | 86             | 210            | 161            | 281           | 210              |
| 10 to 14 percent -----  | 1 056        | 14             | 9            | —            | 18             | 43             | 185            | 223            | 564           | 250+             |
| 15 to 19 percent -----  | 607          | —              | —            | 15           | 19             | 17             | 135            | 87             | 334           | 250+             |
| 20 to 24 percent -----  | 467          | —              | —            | —            | 31             | 24             | 76             | 127            | 209           | 240              |
| 25 to 29 percent -----  | 276          | —              | —            | —            | 16             | 2              | 26             | 97             | 135           | 248              |
| 30 to 34 percent -----  | 171          | —              | —            | —            | —              | 17             | 31             | 24             | 99            | 250+             |
| 35 percent or more -----  | 962          | —              | —            | —            | 11             | 57             | 134            | 221            | 539           | 250+             |
| Not computed -----  | 91           | 29             | —            | 10           | 7              | —              | 28             | —              | 17            | 123              |
| Median -----  | 17.5         | 10.5           | 10.3         | 10—          | 18.4           | 14.3           | 15.1           | 19.9           | 18.5          | ...              |
| <b>SELECTED CHARACTERISTICS</b>   |              |                |              |              |                |                |                |                |               |                  |
| <b>Heating equipment</b> -----  | <b>4 445</b> | <b>54</b>      | <b>17</b>    | <b>57</b>    | <b>135</b>     | <b>246</b>     | <b>825</b>     | <b>933</b>     | <b>2 178</b>  | <b>248</b>       |
| Steam or hot water system -----   | 3 279        | 49             | 9            | 32           | 101            | 133            | 630            | 647            | 1 678         | 250+             |
| Central warm-air furnace or electric heat pump -----                          | 718          | —              | 8            | 10           | 14             | 51             | 127            | 173            | 335           | 243              |
| Other built-in electric units -----   | 37           | —              | —            | —            | —              | —              | 7              | 9              | 21            | 250+             |
| Floor, wall, or pipeless furnace -----  | 49           | —              | —            | —            | —              | —              | 10             | 8              | 31            | 250+             |
| Other means -----   | 362          | 5              | —            | 15           | 20             | 62             | 51             | 96             | 113           | 215              |
| <b>Air conditioning</b> -----   | <b>2 349</b> | <b>49</b>      | <b>13</b>    | <b>19</b>    | <b>25</b>      | <b>114</b>     | <b>340</b>     | <b>515</b>     | <b>1 274</b>  | <b>250+</b>      |
| Central system -----  | 213          | 11             | —            | —            | —              | 9              | 10             | 42             | 141           | 250+             |
| 1 or more individual room units -----   | 2 136        | 38             | 13           | 19           | 25             | 105            | 330            | 473            | 1 133         | 250+             |
| <b>House heating fuel</b> -----   | <b>4 445</b> | <b>54</b>      | <b>17</b>    | <b>57</b>    | <b>135</b>     | <b>246</b>     | <b>825</b>     | <b>933</b>     | <b>2 178</b>  | <b>248</b>       |
| Utility gas -----   | 1 782        | 29             | 9            | 13           | 40             | 122            | 375            | 365            | 829           | 242              |
| Bottled, tank, or LP gas -----  | 52           | 5              | —            | —            | 6              | 9              | 12             | 7              | 13            | 175              |
| Electricity -----   | 47           | —              | —            | —            | —              | —              | 7              | 9              | 21            | 236              |
| Fuel oil, kerosene, etc. -----  | 2 497        | 20             | 8            | 19           | 89             | 96             | 418            | 541            | 1 306         | 250+             |
| Other -----   | 67           | —              | —            | 15           | —              | 19             | 13             | 11             | 9             | 149              |



Table A—31. Year Structure Built for Owner- and Renter-Occupied Housing Units With a Black Householder: 1980

[Data are estimates based on a sample, see Introduction. For meaning of symbols, see Introduction. For definitions of terms, see appendixes A and B.]

| The SMSA                                       | Owner-occupied housing units |                    |              |              |              |                 | Renter-occupied housing units |                    |              |              |              |                 |
|--|------------------------------|--------------------|--------------|--------------|--------------|-----------------|-------------------------------|--------------------|--------------|--------------|--------------|-----------------|
|  | Total                        | 1975 to March 1980 | 1970 to 1974 | 1960 to 1969 | 1940 to 1959 | 1939 or earlier | Total                         | 1975 to March 1980 | 1970 to 1974 | 1960 to 1969 | 1940 to 1959 | 1939 or earlier |
| Occupied housing units                         | 38 487                       | 694                | 1 039        | 4 038        | 12 524       | 20 192          | 97 769                        | 4 671              | 4 677        | 14 936       | 40 106       | 33 379          |
| <b>HOUSEHOLD TYPE AND AGE OF HOUSEHOLDER</b>   |                              |                    |              |              |              |                 |                               |                    |              |              |              |                 |
| Married-couple families                        | 25 207                       | 520                | 810          | 2 843        | 8 653        | 12 381          | 25 371                        | 1 160              | 1 253        | 4 038        | 9 776        | 9 144           |
| 15 to 24 years                                 | 120                          | 6                  | —            | 28           | 52           | 34              | 1 671                         | 46                 | 67           | 263          | 838          | 457             |
| 25 to 34 years                                 | 3 357                        | 125                | 131          | 449          | 1 464        | 1 188           | 8 122                         | 396                | 476          | 1 565        | 3 344        | 2 341           |
| 35 to 44 years                                 | 7 141                        | 236                | 356          | 1 037        | 2 552        | 2 960           | 6 163                         | 176                | 304          | 909          | 2 413        | 2 817           |
| 45 to 64 years                                 | 11 902                       | 126                | 298          | 1 187        | 3 918        | 6 373           | 6 744                         | 219                | 261          | 849          | 2 598        | 2 817           |
| 65 years and over                              | 2 687                        | 27                 | 25           | 142          | 667          | 1 826           | 2 671                         | 323                | 145          | 452          | 583          | 1 168           |
| Male householder, no wife present              | 3 512                        | 44                 | 76           | 332          | 1 099        | 1 961           | 18 671                        | 825                | 908          | 3 104        | 7 675        | 6 159           |
| 15 to 24 years                                 | 150                          | 15                 | 9            | 13           | 37           | 76              | 2 238                         | 7                  | 133          | 310          | 1 128        | 578             |
| 25 to 34 years                                 | 528                          | —                  | 16           | 42           | 215          | 255             | 5 207                         | 161                | 284          | 1 051        | 2 393        | 1 318           |
| 35 to 44 years                                 | 772                          | 14                 | 6            | 91           | 277          | 384             | 3 888                         | 156                | 202          | 626          | 1 615        | 1 289           |
| 45 to 64 years                                 | 1 432                        | 9                  | 22           | 152          | 446          | 803             | 5 386                         | 197                | 168          | 794          | 2 056        | 2 171           |
| 65 years and over                              | 630                          | 6                  | 23           | 34           | 124          | 443             | 1 952                         | 22                 | 121          | 323          | 483          | 803             |
| Female householder, no husband present         | 9 768                        | 130                | 153          | 863          | 2 772        | 5 850           | 53 727                        | 2 686              | 2 516        | 7 794        | 22 655       | 18 076          |
| 15 to 24 years                                 | 115                          | 9                  | —            | 10           | 5            | 44              | 6 815                         | 156                | 215          | 999          | 3 583        | 1 862           |
| 25 to 34 years                                 | 914                          | 20                 | 38           | 149          | 330          | 377             | 15 580                        | 553                | 783          | 2 407        | 7 241        | 4 596           |
| 35 to 44 years                                 | 2 154                        | 62                 | 29           | 182          | 759          | 1 122           | 11 526                        | 376                | 502          | 1 426        | 5 075        | 4 147           |
| 45 to 64 years                                 | 4 004                        | 27                 | 63           | 339          | 1 146        | 2 429           | 13 333                        | 694                | 483          | 1 844        | 5 154        | 5 158           |
| 65 years and over                              | 2 581                        | 12                 | 23           | 183          | 485          | 1 878           | 6 473                         | 907                | 533          | 1 118        | 1 602        | 2 313           |
| Median age                                     | 48.9                         | 39.2               | 43.4         | 45.2         | 46.4         | 52.2            | 38.8                          | 50.0               | 38.1         | 37.6         | 36.4         | 42.0            |
| <b>YEAR HOUSEHOLDER MOVED INTO UNIT</b>        |                              |                    |              |              |              |                 |                               |                    |              |              |              |                 |
| 1979 to March 1980                             | 3 726                        | 240                | 84           | 501          | 1 503        | 1 398           | 26 960                        | 2 166              | 1 050        | 3 631        | 11 686       | 8 427           |
| 1975 to 1978                                   | 8 557                        | 454                | 266          | 1 159        | 3 314        | 3 364           | 36 653                        | 2 505              | 2 147        | 5 897        | 14 806       | 11 298          |
| 1970 to 1974                                   | 8 301                        | —                  | 689          | 3 795        | 2 830        | 3 987           | 17 636                        | —                  | 1 480        | 3 032        | 7 332        | 5 792           |
| 1960 to 1969                                   | 10 567                       | —                  | —            | 1 583        | 3 120        | 5 864           | 12 028                        | —                  | —            | 2 376        | 4 540        | 5 112           |
| 1959 or earlier                                | 7 336                        | —                  | —            | —            | 1 757        | 5 779           | 4 492                         | —                  | —            | —            | 1 742        | 2 750           |
| <b>ROOMS</b>                                   |                              |                    |              |              |              |                 |                               |                    |              |              |              |                 |
| 1 room   | 80                           | —                  | 6            | 4            | 22           | 48              | 4 535                         | 220                | 345          | 1 357        | 1 663        | 950             |
| 2 rooms  | 118                          | 16                 | —            | 5            | 15           | 82              | 5 841                         | 434                | 514          | 1 264        | 1 818        | 1 811           |
| 3 rooms  | 2 581                        | 7                  | 31           | 84           | 238          | 421             | 25 117                        | 1 939              | 1 439        | 4 636        | 9 877        | 7 226           |
| 4 rooms  | 2 584                        | 31                 | 48           | 289          | 843          | 1 373           | 27 153                        | 1 059              | 1 274        | 4 303        | 11 763       | 8 754           |
| 5 rooms  | 8 156                        | 128                | 111          | 764          | 2 590        | 4 563           | 24 043                        | 670                | 808          | 2 373        | 10 815       | 9 377           |
| 6 rooms  | 10 442                       | 132                | 220          | 967          | 3 635        | 5 488           | 7 941                         | 250                | 253          | 786          | 2 969        | 3 683           |
| 7 or more rooms                                | 16 326                       | 380                | 623          | 1 925        | 5 181        | 8 217           | 3 139                         | 99                 | 44           | 217          | 1 201        | 1 578           |
| Median   | 6.2                          | 6.8                | 7.0          | 6.4          | 6.2          | 6.2             | 4.0                           | 3.4                | 3.5          | 3.5          | 4.1          | 4.3             |
| <b>PLUMBING FACILITIES BY PERSONS PER ROOM</b> |                              |                    |              |              |              |                 |                               |                    |              |              |              |                 |
| Complete plumbing for exclusive use            | 37 881                       | 686                | 1 033        | 4 006        | 12 331       | 19 825          | 93 664                        | 4 520              | 4 546        | 14 395       | 38 486       | 31 717          |
| 0.50 or less                                   | 19 383                       | 402                | 528          | 2 117        | 5 716        | 10 620          | 40 281                        | 2 364              | 2 009        | 6 279        | 15 576       | 14 053          |
| 0.51 to 1.00                                   | 16 277                       | 263                | 429          | 1 745        | 5 859        | 7 981           | 43 423                        | 1 838              | 2 092        | 6 802        | 18 452       | 14 239          |
| 1.01 to 1.50                                   | 1 844                        | —                  | 70           | 119          | 621          | 1 034           | 7 517                         | 220                | 318          | 880          | 3 376        | 2 723           |
| 1.51 or more                                   | 377                          | 21                 | 6            | 25           | 135          | 190             | 2 443                         | 98                 | 127          | 434          | 1 082        | 702             |
| Lacking complete plumbing for exclusive use    | 606                          | 8                  | 6            | 32           | 193          | 367             | 4 105                         | 151                | 131          | 541          | 1 620        | 1 662           |
| 0.50 or less                                   | 287                          | —                  | 6            | 19           | 68           | 194             | 1 234                         | 44                 | 44           | 152          | 437          | 557             |
| 0.51 to 1.00                                   | 224                          | 8                  | —            | 13           | 92           | 111             | 2 263                         | 107                | 72           | 255          | 941          | 888             |
| 1.01 to 1.50                                   | 8                            | —                  | —            | —            | 33           | 55              | 388                           | —                  | 8            | 104          | 135          | 141             |
| 1.51 or more                                   | 7                            | —                  | —            | —            | —            | 7               | 220                           | —                  | 7            | 30           | 107          | 76              |
| <b>PERSONS IN UNIT</b>                         |                              |                    |              |              |              |                 |                               |                    |              |              |              |                 |
| 1 person                                       | 4 034                        | 61                 | 76           | 340          | 1 111        | 2 446           | 29 288                        | 1 994              | 1 734        | 5 308        | 10 944       | 9 308           |
| 2 persons                                      | 8 290                        | 121                | 150          | 854          | 2 346        | 4 819           | 23 384                        | 1 157              | 1 148        | 4 004        | 9 384        | 7 691           |
| 3 persons                                      | 7 361                        | 153                | 173          | 907          | 2 462        | 3 666           | 17 263                        | 582                | 726          | 2 370        | 7 599        | 5 986           |
| 4 persons                                      | 7 570                        | 177                | 290          | 920          | 2 663        | 3 520           | 12 415                        | 484                | 495          | 1 589        | 5 513        | 4 334           |
| 5 persons                                      | 4 881                        | 105                | 184          | 568          | 1 719        | 2 305           | 7 450                         | 198                | 294          | 921          | 3 145        | 2 892           |
| 6 or more persons                              | 6 351                        | 77                 | 166          | 449          | 2 223        | 3 436           | 7 969                         | 256                | 280          | 744          | 3 521        | 3 168           |
| Median   | 3.44                         | 3.57               | 3.92         | 3.41         | 3.63         | 3.27            | 2.34                          | 1.80               | 2.03         | 2.04         | 2.47         | 2.46            |
| Total persons                                  | 149 442                      | 2 644              | 4 230        | 15 050       | 49 296       | 78 222          | 262 795                       | 10 759             | 11 282       | 36 732       | 110 944      | 93 278          |
| <b>UNITS IN STRUCTURE</b>                      |                              |                    |              |              |              |                 |                               |                    |              |              |              |                 |
| 1, detached or attached                        | 22 827                       | 501                | 820          | 2 849        | 8 132        | 10 525          | 3 639                         | 333                | 115          | 338          | 1 259        | 1 594           |
| 2  | 8 762                        | 105                | 160          | 748          | 2 413        | 5 336           | 14 196                        | 213                | 284          | 1 292        | 5 747        | 6 660           |
| 3 and 4  | 5 505                        | 27                 | 33           | 191          | 1 551        | 3 703           | 23 628                        | 405                | 332          | 1 676        | 10 277       | 10 938          |
| 5 to 9   | 629                          | 23                 | 6            | 152          | 170          | 278             | 11 435                        | 393                | 430          | 1 629        | 4 335        | 4 648           |
| 10 to 49                                       | 451                          | 13                 | 13           | 26           | 163          | 236             | 22 090                        | 982                | 1 196        | 3 543        | 9 713        | 6 656           |
| 50 or more                                     | 303                          | 19                 | 7            | 72           | 91           | 114             | 22 651                        | 2 335              | 2 320        | 6 447        | 8 728        | 2 821           |
| Mobile home or trailer, etc.                   | 10                           | 6                  | —            | —            | 4            | —               | 130                           | 10                 | —            | 11           | 47           | 62              |
| <b>SELECTED CHARACTERISTICS</b>                |                              |                    |              |              |              |                 |                               |                    |              |              |              |                 |
| Hearing equipment                              | 38 464                       | 694                | 1 039        | 4 038        | 12 510       | 20 183          | 97 538                        | 4 662              | 4 677        | 14 919       | 40 032       | 33 248          |
| Steam or hot water system                      | 26 144                       | 207                | 263          | 1 636        | 8 055        | 15 983          | 69 976                        | 1 982              | 1 869        | 8 919        | 30 959       | 26 247          |
| Central warm-air furnace or electric heat pump | 7 952                        | 404                | 604          | 1 921        | 2 989        | 2 034           | 12 055                        | 1 103              | 1 641        | 3 517        | 3 597        | 2 197           |
| Other built-in electric units                  | 585                          | 48                 | 111          | 168          | 147          | 111             | 4 732                         | 1 008              | 813          | 1 012        | 1 361        | 538             |
| Floor, wall, or pipeless furnace               | 499                          | —                  | 11           | 45           | 200          | 243             | 2 046                         | 141                | 175          | 436          | 784          | 510             |
| Other means                                    | 3 284                        | 35                 | 50           | 268          | 1 119        | 1 812           | 8 729                         | 428                | 179          | 1 035        | 3 331        | 3 756           |
| Air conditioning                               | 23 086                       | 456                | 704          | 3 059        | 7 928        | 10 939          | 31 361                        | 2 271              | 3 118        | 7 009        | 10 453       | 8 510           |
| Central system                                 | 2 947                        | 246                | 343          | 934          | 936          | 488             | 6 481                         | 831                | 1 347        | 1 996        | 1 601        | 706             |
| 1 or more individual room units                | 20 139                       | 210                | 361          | 2 125        | 6 992        | 10 451          | 24 880                        | 1 440              | 1 771        | 5 013        | 8 852        | 7 804           |
| House heating fuel                             | 38 464                       | 694                | 1 039        | 4 038        | 12 510       | 20 183          | 97 538                        | 4 662              | 4 677        | 14 919       | 40 032       | 33 248          |
| Utility gas                                    | 15 350                       | 305                | 657          | 2 908        | 5 148        | 6 332           | 29 017                        | 1 048              | 1 433        | 4 795        | 12 532       | 9 209           |
| Bottled, tank, or LP gas                       | 370                          | 6                  | 12           | 55           | 116          | 181             | 1 439                         | 61                 | 65           | 317          | 484          | 512             |
| Electricity                                    | 875                          | 91                 | 157          | 203          | 238          | 186             | 6 469                         | 1 300              | 1 194        | 1 460        | 1 787        | 728             |
| Fuel oil, kerosene, etc.                       | 21 563                       | 292                | 207          | 853          | 6 916        | 13 295          | 59 499                        | 2 170              | 1 970        | 8 252        | 24 764       | 22 343          |
| Other  | 306                          | —                  | 6            | 19           | 92           | 189             | 1 114                         | 83                 | 15           | 95           | 465          | 456             |
| Income in 1979 below poverty level             | 3 516                        | 71                 | 37           | 298          | 1 002        | 2 108           | 32 948                        | 1 493              | 1 160        | 4 476        | 14 069       | 11 750          |
| Percent below poverty level                    | 9.1                          | 10.2               | 3.6          | 7.4          | 8.0          | 10.4            | 33.7                          | 32.0               | 24.8         | 30.0         | 35.1         | 35.2            |
| <b>HOUSEHOLD INCOME IN 1979</b>                |                              |                    |              |              |              |                 |                               |                    |              |              |              |                 |
| Less than \$5,000                              | 2 951                        | 42                 | 37           | 204          | 835          | 1 833           | 28 367                        | 1 614              | 1 203        | 4 177        | 11 503       | 9 870           |
| \$5,000 to \$9,999                             | 3 774                        | 39                 | 29           | 262          | 984          | 2 460           | 21 924                        | 1 237              | 940          | 3 023        | 9 106        | 7 618           |
| \$10,000 to \$14,999                           | 2 365                        | 49                 | 17           | 211          | 638          | 1 450           | 10 287                        | 447                | 512          | 1 740        | 4 230        | 3 358           |
| \$15,000 to \$19,999                           | 2 396                        | 24                 | 23           | 300          | 686          | 1 363           | 7 331                         | 297                | 299          | 1 109        | 3 084        | 2 542           |
| \$20,000 to \$24,999                           | 5 005                        | 43                 | 132          | 416          | 1 532        | 2 882           | 12 122                        | 459                | 631          | 1 910        | 5 225        | 3 897           |
| \$25,000 to \$29,999                           | 5 292                        | 84                 | 155          | 453          | 1 903        | 2 697           | 7 694                         | 270                | 419          | 1 337        | 3 041        | 2 627           |
| \$30,000 to \$34,999                           | 8 744                        | 175                | 236          | 1 052        | 3 187        | 4 094           | 7 312                         | 265                | 503          | 1 239        | 2 795        | 2 510           |
| \$35,000 to \$49,999                           | 5 93                         |                    |              |              |              |                 |                               |                    |              |              |              |                 |

Table A—32. Units in Structure for Owner- and Renter-Occupied Housing Units With a Black Householder: 1980

(Data are estimates based on a sample, see Introduction. For meaning of symbols, see Introduction. For definitions of terms, see appendixes A and B)

| The SMSA                                       | Owner-occupied housing units |                              |                 |                              | Renter-occupied housing units |                              |          |               |              |                |                  |                              |
|--|------------------------------|------------------------------|-----------------|------------------------------|-------------------------------|------------------------------|----------|---------------|--------------|----------------|------------------|------------------------------|
|  | Total                        | 1 unit, detached or attached | 2 or more units | Mobile home or trailer, etc. | Total                         | 1 unit, detached or attached | 2 units  | 3 and 4 units | 5 to 9 units | 10 to 49 units | 50 or more units | Mobile home or trailer, etc. |
| Occupied housing units                         | 38 487                       | 22 827                       | 15 650          | 10                           | 97 769                        | 3 639                        | 14 196   | 23 628        | 11 435       | 22 090         | 22 651           | 130                          |
| Condominium housing units                      | 243                          | 57                           | 186             | —                            | 1 435                         | 47                           | 7        | 27            | 227          | 218            | 909              | —                            |
| <b>HOUSEHOLD TYPE AND AGE OF HOUSEHOLDER</b>   |                              |                              |                 |                              |                               |                              |          |               |              |                |                  |                              |
| Married-couple families                        | 25 207                       | 16 171                       | 9 032           | 4                            | 25 371                        | 1 421                        | 5 026    | 6 493         | 2 702        | 5 165          | 4 544            | 20                           |
| 15 to 24 years                                 | 120                          | 68                           | 52              | —                            | 1 671                         | 40                           | 189      | 418           | 175          | 506            | 343              | —                            |
| 25 to 34 years                                 | 3 357                        | 2 432                        | 925             | —                            | 8 122                         | 363                          | 1 524    | 2 032         | 782          | 1 973          | 1 448            | —                            |
| 35 to 44 years                                 | 7 141                        | 4 798                        | 2 343           | —                            | 6 163                         | 408                          | 1 249    | 1 714         | 655          | 1 098          | 1 029            | 10                           |
| 45 to 64 years                                 | 11 902                       | 7 234                        | 4 664           | 4                            | 6 744                         | 515                          | 1 528    | 1 727         | 793          | 1 174          | 1 007            | —                            |
| 65 years and over                              | 2 687                        | 1 639                        | 1 048           | —                            | 2 671                         | 95                           | 536      | 602           | 297          | 414            | 717              | 10                           |
| Male householder, no wife present              | 3 512                        | 1 579                        | 1 933           | —                            | 18 671                        | 431                          | 2 076    | 3 934         | 1 884        | 5 097          | 5 233            | 16                           |
| 15 to 24 years                                 | 150                          | 74                           | 76              | —                            | 2 238                         | 5                            | 292      | 502           | 243          | 663            | 533              | —                            |
| 25 to 34 years                                 | 528                          | 269                          | 259             | —                            | 5 207                         | 99                           | 527      | 959           | 425          | 1 587          | 1 594            | 16                           |
| 35 to 44 years                                 | 772                          | 422                          | 350             | —                            | 3 888                         | 48                           | 432      | 906           | 342          | 1 142          | 1 018            | —                            |
| 45 to 64 years                                 | 1 432                        | 558                          | 874             | —                            | 5 386                         | 205                          | 617      | 1 308         | 665          | 1 352          | 1 239            | —                            |
| 65 years and over                              | 630                          | 256                          | 374             | —                            | 1 952                         | 74                           | 208      | 259           | 209          | 353            | 849              | —                            |
| Female householder, no husband present         | 9 768                        | 5 077                        | 4 685           | 6                            | 53 727                        | 1 787                        | 7 094    | 13 201        | 6 849        | 11 828         | 12 874           | 94                           |
| 15 to 24 years                                 | 115                          | 44                           | 71              | —                            | 6 815                         | 121                          | 719      | 1 583         | 904          | 1 972          | 1 490            | 26                           |
| 25 to 34 years                                 | 914                          | 453                          | 461             | —                            | 15 580                        | 405                          | 1 883    | 3 876         | 1 765        | 3 947          | 3 669            | 35                           |
| 35 to 44 years                                 | 2 154                        | 1 256                        | 892             | 6                            | 11 526                        | 578                          | 1 851    | 3 272         | 1 575        | 2 145          | 2 041            | 14                           |
| 45 to 64 years                                 | 4 004                        | 1 985                        | 2 019           | —                            | 13 333                        | 546                          | 1 804    | 3 395         | 1 855        | 2 658          | 3 067            | 8                            |
| 65 years and over                              | 2 581                        | 1 339                        | 1 242           | —                            | 6 473                         | 137                          | 837      | 1 295         | 750          | 1 106          | 2 607            | 11                           |
| Median age                                     | 48.9                         | 47.6                         | 51.0            | 39.2                         | 38.8                          | 41.6                         | 39.8     | 38.5          | 40.4         | 35.8           | 40.1             | 33.0                         |
| <b>YEAR HOUSEHOLDER MOVED INTO UNIT</b>        |                              |                              |                 |                              |                               |                              |          |               |              |                |                  |                              |
| 1979 to March 1980                             | 3 726                        | 2 135                        | 1 587           | 4                            | 26 960                        | 1 067                        | 3 802    | 6 542         | 2 973        | 6 981          | 5 539            | 56                           |
| 1975 to 1978                                   | 8 557                        | 5 624                        | 2 927           | 6                            | 36 653                        | 1 287                        | 4 833    | 8 786         | 3 781        | 8 588          | 9 338            | 40                           |
| 1970 to 1974                                   | 8 301                        | 5 048                        | 3 253           | —                            | 17 636                        | 588                          | 2 613    | 4 088         | 2 227        | 3 764          | 4 340            | 16                           |
| 1960 to 1969                                   | 10 567                       | 5 812                        | 4 755           | —                            | 12 028                        | 431                          | 2 082    | 3 006         | 1 833        | 2 060          | 2 605            | 11                           |
| 1959 or earlier                                | 7 336                        | 4 208                        | 3 128           | —                            | 4 492                         | 266                          | 866      | 1 206         | 621          | 697            | 829              | 7                            |
| <b>ROOMS</b>                                   |                              |                              |                 |                              |                               |                              |          |               |              |                |                  |                              |
| 1 room   | 80                           | 10                           | 70              | —                            | 4 535                         | 21                           | 45       | 218           | 362          | 1 294          | 2 588            | 7                            |
| 2 rooms  | 118                          | —                            | 118             | —                            | 5 841                         | 39                           | 152      | 664           | 553          | 2 081          | 2 342            | 10                           |
| 3 rooms  | 781                          | 103                          | 678             | —                            | 25 117                        | 214                          | 1 374    | 3 657         | 2 570        | 9 241          | 7 992            | 69                           |
| 4 rooms  | 2 584                        | 631                          | 1 953           | —                            | 27 153                        | 514                          | 3 525    | 6 446         | 4 197        | 6 331          | 6 104            | 36                           |
| 5 rooms  | 8 156                        | 2 319                        | 5 837           | —                            | 24 043                        | 800                          | 6 267    | 8 400         | 3 085        | 2 560          | 2 923            | 8                            |
| 6 rooms  | 10 442                       | 6 213                        | 4 229           | —                            | 7 941                         | 908                          | 1 971    | 3 525         | 559          | 452            | 526              | —                            |
| 7 or more rooms                                | 16 326                       | 13 551                       | 2 765           | 10                           | 3 139                         | 1 143                        | 862      | 718           | 109          | 131            | 176              | —                            |
| Median   | 6.2                          | 6.9                          | 5.4             | 8.5+                         | 4.0                           | 5.8                          | 4.8      | 4.6           | 4.0          | 3.3            | 3.3              | 3.2                          |
| <b>PLUMBING FACILITIES BY PERSONS PER ROOM</b> |                              |                              |                 |                              |                               |                              |          |               |              |                |                  |                              |
| Complete plumbing for exclusive use            | 37 881                       | 22 804                       | 15 067          | 10                           | 93 664                        | 3 563                        | 13 680   | 22 728        | 10 803       | 21 183         | 21 577           | 130                          |
| 0.50 or less                                   | 19 383                       | 12 167                       | 7 211           | 6                            | 40 281                        | 1 371                        | 5 781    | 9 859         | 4 310        | 9 152          | 9 738            | 70                           |
| 0.51 to 1.00                                   | 16 277                       | 9 745                        | 6 536           | 4                            | 43 423                        | 1 724                        | 6 703    | 10 429        | 4 765        | 10 044         | 9 723            | 35                           |
| 1.01 to 1.50                                   | 1 844                        | 764                          | 1 080           | —                            | 7 517                         | 421                          | 987      | 1 963         | 1 368        | 1 296          | 1 464            | 18                           |
| 1.51 or more                                   | 377                          | 128                          | 249             | —                            | 2 443                         | 209                          | 47       | 477           | 360          | 691            | 652              | 7                            |
| Lacking complete plumbing for exclusive use    | 606                          | 23                           | 583             | —                            | 4 105                         | 76                           | 516      | 900           | 632          | 907            | 1 074            | —                            |
| 0.50 or less                                   | 287                          | 13                           | 274             | —                            | 1 234                         | 25                           | 160      | 334           | 163          | 264            | 288              | —                            |
| 0.51 to 1.00                                   | 224                          | 10                           | 214             | —                            | 2 263                         | 29                           | 293      | 408           | 354          | 488            | 691              | —                            |
| 1.01 to 1.50                                   | 88                           | —                            | 88              | —                            | 388                           | 16                           | 43       | 110           | 88           | 61             | 70               | —                            |
| 1.51 or more                                   | 7                            | —                            | 7               | —                            | 220                           | 6                            | 20       | 48            | 27           | 94             | 25               | —                            |
| <b>BEDROOMS</b>                                |                              |                              |                 |                              |                               |                              |          |               |              |                |                  |                              |
| None   | 85                           | 10                           | 75              | —                            | 5 021                         | 21                           | 45       | 260           | 385          | 1 412          | 2 891            | 7                            |
| 1  | 1 591                        | 224                          | 1 367           | —                            | 32 971                        | 311                          | 2 067    | 5 218         | 3 264        | 11 765         | 10 275           | 71                           |
| 2  | 8 664                        | 2 660                        | 6 004           | —                            | 36 701                        | 911                          | 6 886    | 10 429        | 4 946        | 6 899          | 6 586            | 44                           |
| 3  | 16 725                       | 10 908                       | 5 811           | 6                            | 18 932                        | 1 350                        | 4 384    | 6 489         | 2 486        | 1 768          | 2 447            | 8                            |
| 4  | 7 586                        | 6 073                        | 1 509           | 4                            | 3 143                         | 657                          | 591      | 1 050         | 309          | 198            | 338              | —                            |
| 5 or more                                      | 3 836                        | 2 952                        | 884             | —                            | 1 001                         | 389                          | 223      | 182           | 45           | 48             | 114              | —                            |
| <b>HOUSEHOLD INCOME IN 1979</b>                |                              |                              |                 |                              |                               |                              |          |               |              |                |                  |                              |
| Less than \$5,000                              | 2 951                        | 1 323                        | 1 628           | —                            | 28 367                        | 624                          | 2 889    | 6 552         | 3 786        | 6 631          | 7 829            | 56                           |
| \$5,000 to \$9,999                             | 3 774                        | 1 687                        | 2 087           | —                            | 21 924                        | 820                          | 3 083    | 5 129         | 3 109        | 4 623          | 5 132            | 28                           |
| \$10,000 to \$14,999                           | 2 365                        | 1 223                        | 1 142           | —                            | 10 287                        | 417                          | 1 467    | 2 400         | 1 168        | 2 435          | 2 376            | 24                           |
| \$15,000 to \$19,999                           | 2 396                        | 1 271                        | 1 219           | 6                            | 7 331                         | 208                          | 1 126    | 1 892         | 829          | 1 709          | 1 567            | —                            |
| \$20,000 to \$24,999                           | 5 005                        | 2 637                        | 2 364           | 4                            | 12 122                        | 488                          | 1 926    | 3 116         | 1 104        | 2 869          | 2 619            | —                            |
| \$25,000 to \$29,999                           | 5 292                        | 3 088                        | 2 204           | —                            | 7 694                         | 421                          | 1 613    | 1 993         | 601          | 1 749          | 1 301            | 16                           |
| \$30,000 to \$34,999                           | 8 744                        | 5 707                        | 3 037           | —                            | 7 312                         | 406                          | 1 512    | 1 862         | 663          | 1 520          | 1 343            | 6                            |
| \$35,000 to \$49,999                           | 5 939                        | 4 439                        | 1 500           | —                            | 2 117                         | 167                          | 457      | 479           | 130          | 446            | 438              | —                            |
| \$50,000 or more                               | 2 021                        | 1 552                        | 469             | —                            | 615                           | 88                           | 123      | 205           | 45           | 108            | 46               | —                            |
| Median   | \$22 485                     | \$25 456                     | \$18 619        | \$14 583                     | \$9 662                       | \$12 251                     | \$11 919 | \$10 139      | \$7 927      | \$9 758        | \$8 300          | \$5 804                      |
| Mean   | \$24 084                     | \$26 691                     | \$20 285        | \$16 375                     | \$11 841                      | \$15 526                     | \$14 104 | \$12 203      | \$10 162     | \$11 545       | \$10 603         | \$9 100                      |
| <b>SELECTED CHARACTERISTICS</b>                |                              |                              |                 |                              |                               |                              |          |               |              |                |                  |                              |
| Heating equipment                              | 38 464                       | 22 820                       | 15 634          | 10                           | 97 538                        | 3 631                        | 14 155   | 23 545        | 11 369       | 22 071         | 22 637           | 130                          |
| Steam or hot water system                      | 26 144                       | 14 477                       | 11 667          | —                            | 69 976                        | 2 356                        | 10 036   | 18 135        | 8 062        | 16 489         | 14 800           | 98                           |
| Central warm-air furnace or electric heat pump | 7 952                        | 6 050                        | 1 892           | 10                           | 12 055                        | 562                          | 1 671    | 1 942         | 1 072        | 2 508          | 4 300            | —                            |
| Other built-in electric units                  | 585                          | 371                          | 214             | —                            | 4 732                         | 160                          | 388      | 539           | 540          | 1 171          | 1 924            | 10                           |
| Floor, wall, or pipeless furnace               | 499                          | 262                          | 237             | —                            | 2 046                         | 86                           | 262      | 334           | 296          | 521            | 547              | —                            |
| Other means                                    | 3 284                        | 1 660                        | 1 624           | —                            | 8 729                         | 467                          | 1 798    | 2 595         | 1 399        | 1 382          | 1 066            | 22                           |
| Air conditioning                               | 23 086                       | 14 400                       | 8 686           | —                            | 31 361                        | 1 179                        | 4 654    | 6 555         | 2 768        | 7 783          | 8 393            | 29                           |
| Central system                                 | 2 947                        | 2 194                        | 753             | —                            | 6 481                         | 40                           | 425      | 688           | 296          | 1 302          | 3 730            | —                            |
| Vehicles available                             | 34 195                       | 21 033                       | 13 152          | 10                           | 49 227                        | 2 442                        | 8 833    | 12 106        | 4 764        | 11 075         | 9 935            | 72                           |
| 1  | 14 263                       | 7 466                        | 6 791           | 6                            | 38 822                        | 1 525                        | 6 403    | 9 460         | 3 954        | 9 022          | 8 386            | 72                           |
| 2 or more                                      | 19 932                       | 13 567                       | 6 361           | 4                            | 10 405                        | 917                          | 2 430    | 2 646         | 810          | 2 053          | 1 549            | —                            |
| House heating fuel                             | 38 464                       | 22 820                       | 15 634          | 10                           | 97 538                        | 3 631                        | 14 155   | 23 545        | 11 369       | 22 071         | 22 637           | 130                          |
| Utility gas                                    | 15 350                       | 10 400                       | 4 950           | —                            | 29 017                        | 1 304                        | 5 341    | 6 692         | 3 552        | 5 691          | 6 372            | 65                           |
| Bottled, tank, or LP gas                       | 370                          | 179                          | 191             | —                            | 1 439                         | 65                           | 207      | 468           | 191          | 306            | 202              | —                            |
| Electricity                                    | 875                          | 494                          | 375             | 6                            | 6 469                         | 235                          | 497      | 855           | 697          | 1 613          | 2 562            | 10                           |
| Fuel oil, kerosene, etc.                       | 21 563                       | 11 579                       | 9 980           | 4                            | 59 499                        | 1 984                        | 7 909    | 15 297        | 6 824        | 14 235         | 13 195           | 55                           |
| Other  | 306                          | 168                          | 138             | —                            | 1 114                         | 43                           | 201      | 233           | 105          | 226            | 306              | —                            |
| Water heating fuel                             | 38 458                       | 22 827                       | 15 621          | 10                           | 97 493                        | 3 602                        | 14 166   | 23 551        | 11 402       | 22 043         | 22 599           | 130                          |
| Utility gas                                    | 22 887                       | 15 392                       | 7 495           | —                            | 37 981                        | 1 875                        | 7 383    | 9 018         | 4 370        | 7 583          | 7 687            | 65                           |
| Bottled, tank, or LP gas                       | 1 231                        | 649                          | 572             | 10                           | 3 119                         | 148                          | 585      | 910           | 384          | 561            | 531              | —                            |
| Electricity                                    | 1 256                        | 908                          | 348             | —                            | 4 612                         | 173                          | 471      | 542           | 458          | 1 212          | 1 746            | 10                           |
| Fuel oil, kerosene, etc.                       | 12 946                       | 5 820                        | 7 126           | —                            | 50 901                        | 1 399                        | 5 626    | 12 937        | 6 042        | 12 457         | 12 385           | 55                           |
| Other  | 138                          | 58                           | 80              | —                            | 880                           |                              |          |               |              |                |                  |                              |



Table A—33. Owner- and Renter-Occupied Housing Units With a Black Householder by Size of Household: 1980

(Data are estimates based on a sample, see Introduction. For meaning of symbols, see Introduction. For definitions of terms, see appendixes A and B)

| The SMSA  | Total         | 1 person      | 2 persons     | 3 persons     | 4 persons     | 5 persons    | 6 persons    | 7 persons    | 8 or more persons | Median      | Total persons  |
|---|---------------|---------------|---------------|---------------|---------------|--------------|--------------|--------------|-------------------|-------------|----------------|
| <b>Owner-occupied housing units</b>                                   | <b>38 487</b> | <b>4 034</b>  | <b>8 290</b>  | <b>7 361</b>  | <b>7 570</b>  | <b>4 881</b> | <b>3 136</b> | <b>2 126</b> | <b>1 089</b>      | <b>3.44</b> | <b>149 442</b> |
| Nonrelatives present  | 3 033         | —             | 627           | 627           | 487           | 510          | 343          | 253          | 186               | 4.04        | 14 289         |
| <b>ROOMS</b>  |               |               |               |               |               |              |              |              |                   |             |                |
| 1 to 3 rooms  | 979           | 473           | 212           | 160           | 82            | 17           | 29           | 6            | —                 | 1.58        | 2 157          |
| 4 rooms   | 2 584         | 621           | 846           | 535           | 284           | 150          | 59           | 65           | 24                | 2.29        | 7 410          |
| 5 rooms   | 8 156         | 1 222         | 2 399         | 1 731         | 1 290         | 645          | 533          | 251          | 85                | 2.76        | 27 224         |
| 6 rooms   | 10 442        | 957           | 2 204         | 2 177         | 2 299         | 1 375        | 862          | 390          | 178               | 3.45        | 38 975         |
| 7 rooms   | 6 935         | 315           | 1 193         | 1 253         | 1 774         | 1 178        | 562          | 468          | 192               | 3.90        | 29 761         |
| 8 or more rooms   | 9 391         | 446           | 1 436         | 1 505         | 1 841         | 1 516        | 1 091        | 946          | 610               | 4.21        | 43 915         |
| Median  | 6.2           | 5.3           | 5.8           | 6.1           | 6.4           | 6.7          | 6.7          | 7.3          | 7.8               | ...         | ...            |
| <b>PLUMBING FACILITIES BY PERSONS PER ROOM</b>                        |               |               |               |               |               |              |              |              |                   |             |                |
| <b>Complete plumbing for exclusive use</b>                            | <b>37 881</b> | <b>3 958</b>  | <b>8 135</b>  | <b>7 273</b>  | <b>7 463</b>  | <b>4 828</b> | <b>3 061</b> | <b>2 086</b> | <b>1 077</b>      | <b>3.44</b> | <b>147 001</b> |
| 1.00 or less  | 35 660        | 3 958         | 8 121         | 7 232         | 7 387         | 4 661        | 2 498        | 1 393        | 410               | 3.30        | 129 825        |
| 1.01 to 1.50  | 1 844         | —             | —             | 22            | 59            | 150          | 541          | 622          | 450               | 6.74        | 14 063         |
| 1.51 or more  | 377           | —             | 14            | 19            | 17            | 22           | 71           | 217          | 71                | 7.94        | 3 113          |
| <b>Lacking complete plumbing for exclusive use</b>                    | <b>606</b>    | <b>76</b>     | <b>155</b>    | <b>88</b>     | <b>107</b>    | <b>53</b>    | <b>75</b>    | <b>40</b>    | <b>12</b>         | <b>3.32</b> | <b>2 441</b>   |
| 1.00 or less  | 511           | 76            | 155           | 88            | 101           | 53           | 75           | 21           | 12                | 2.78        | 1 780          |
| 1.01 to 1.50  | 88            | —             | —             | —             | 6             | —            | 51           | 19           | 12                | 6.25        | 621            |
| 1.51 or more  | 7             | —             | —             | —             | —             | —            | 7            | —            | —                 | 6.00        | 40             |
| <b>UNITS IN STRUCTURE</b>   |               |               |               |               |               |              |              |              |                   |             |                |
| 1, detached or attached   | 22 827        | 1 677         | 4 563         | 4 403         | 4 829         | 3 319        | 2 018        | 1 317        | 701               | 3.66        | 90 355         |
| 2 or more   | 15 650        | 2 357         | 3 727         | 2 958         | 2 731         | 1 562        | 1 118        | 809          | 388               | 3.09        | 59 645         |
| Mobile home or trailer, etc.  | 10            | —             | —             | —             | 10            | —            | —            | —            | —                 | 4.00        | 42             |
| <b>VALUE</b>  |               |               |               |               |               |              |              |              |                   |             |                |
| <b>Specified owner-occupied housing units</b>                         | <b>21 707</b> | <b>1 560</b>  | <b>4 325</b>  | <b>4 120</b>  | <b>4 625</b>  | <b>3 188</b> | <b>1 967</b> | <b>1 268</b> | <b>654</b>        | <b>3.68</b> | <b>85 556</b>  |
| Less than \$10,000  | 273           | 43            | 93            | 26            | 37            | 19           | 15           | 14           | 26                | 2.52        | 875            |
| \$10,000 to \$19,999  | 1 280         | 188           | 191           | 179           | 286           | 143          | 130          | 122          | 41                | 3.79        | 5 104          |
| \$20,000 to \$29,999  | 3 456         | 336           | 617           | 514           | 635           | 518          | 367          | 303          | 166               | 3.91        | 13 997         |
| \$30,000 to \$39,999  | 4 565         | 339           | 909           | 931           | 830           | 675          | 419          | 309          | 153               | 3.62        | 17 684         |
| \$40,000 to \$49,999  | 4 764         | 232           | 962           | 898           | 1 083         | 770          | 428          | 234          | 157               | 3.77        | 19 240         |
| \$50,000 to \$59,999  | 2 826         | 146           | 637           | 589           | 574           | 412          | 276          | 126          | 66                | 3.57        | 11 590         |
| \$60,000 to \$79,999  | 3 026         | 177           | 583           | 714           | 718           | 408          | 270          | 111          | 45                | 3.55        | 11 599         |
| \$80,000 to \$99,999  | 989           | 62            | 204           | 141           | 329           | 175          | 36           | 42           | —                 | 3.77        | 3 657          |
| \$100,000 to \$149,999  | 445           | 28            | 120           | 116           | 119           | 36           | 26           | —            | —                 | 3.14        | 1 518          |
| \$150,000 or more   | 83            | 9             | 9             | 12            | 14            | 32           | —            | 7            | —                 | 4.32        | 292            |
| Median  | \$42 400      | \$35 900      | \$43 400      | \$44 700      | \$44 500      | \$42 800     | \$41 000     | \$36 900     | \$35 700          | ...         | ...            |
| <b>SELECTED CHARACTERISTICS</b>                                       |               |               |               |               |               |              |              |              |                   |             |                |
| <b>All income levels in 1979</b>                                      | <b>38 487</b> | <b>4 034</b>  | <b>8 290</b>  | <b>7 361</b>  | <b>7 570</b>  | <b>4 881</b> | <b>3 136</b> | <b>2 126</b> | <b>1 089</b>      | <b>3.44</b> | <b>149 442</b> |
| Median income   | \$22 485      | \$8 776       | \$17 178      | \$24 247      | \$26 536      | \$27 444     | \$25 961     | \$26 493     | \$29 288          | ...         | ...            |
| Median selected monthly owner costs as percentage of household income | 22.1          | 39.5          | 23.3          | 21.0          | 21.1          | 21.4         | 20.8         | 21.0         | 18.1              | ...         | ...            |
| With a mortgage   | 23.0          | 35.9          | 25.2          | 22.6          | 22.0          | 22.2         | 22.0         | 22.4         | 19.3              | ...         | ...            |
| Not mortgaged   | 17.5          | 47.5          | 19.7          | 15.0          | 13.8          | 11.5         | 13.0         | 13.5         | 12.4              | ...         | ...            |
| <b>Income in 1979 below poverty level</b>                             | <b>3 516</b>  | <b>903</b>    | <b>644</b>    | <b>471</b>    | <b>406</b>    | <b>426</b>   | <b>259</b>   | <b>260</b>   | <b>147</b>        | <b>2.95</b> | <b>...</b>     |
| Median income   | \$3 377       | \$2500—       | \$2 897       | \$3 603       | \$4 000       | \$5 966      | \$5 570      | \$6 860      | \$10 609          | ...         | ...            |
| Median selected monthly owner costs as percentage of household income | 50+           | 50+           | 50+           | 50+           | 50+           | 50+          | 50+          | 50+          | 50+               | ...         | ...            |
| With a mortgage   | 50+           | 50+           | 50+           | 50+           | 50+           | 50+          | 50+          | 50+          | 50+               | ...         | ...            |
| Not mortgaged   | 50+           | 50+           | 50+           | 50+           | 50+           | 35.0         | 26.4         | 18.3         | —                 | ...         | ...            |
| <b>Renter-occupied housing units</b>                                  | <b>97 769</b> | <b>29 288</b> | <b>23 384</b> | <b>17 263</b> | <b>12 415</b> | <b>7 450</b> | <b>4 127</b> | <b>2 479</b> | <b>1 363</b>      | <b>2.34</b> | <b>262 795</b> |
| Nonrelatives present  | 9 577         | —             | 3 550         | 2 494         | 1 444         | 929          | 610          | 359          | 191               | 3.00        | 32 282         |
| <b>ROOMS</b>  |               |               |               |               |               |              |              |              |                   |             |                |
| 1 room  | 4 535         | 3 851         | 523           | 115           | 24            | 6            | —            | 7            | —                 | 1.09        | 5 464          |
| 2 rooms   | 5 841         | 3 773         | 1 448         | 279           | 206           | 78           | 31           | 12           | 14                | 1.27        | 8 795          |
| 3 rooms   | 25 117        | 13 313        | 7 295         | 2 837         | 1 043         | 412          | 150          | 34           | 33                | 1.44        | 42 751         |
| 4 rooms   | 27 153        | 5 337         | 7 954         | 6 849         | 4 005         | 1 839        | 673          | 324          | 172               | 2.54        | 73 360         |
| 5 rooms   | 24 043        | 2 452         | 4 628         | 5 410         | 5 044         | 3 257        | 1 836        | 1 049        | 367               | 3.41        | 83 787         |
| 6 rooms   | 7 941         | 391           | 1 218         | 1 350         | 1 634         | 1 379        | 901          | 672          | 396               | 4.12        | 33 469         |
| 7 or more rooms   | 3 139         | 171           | 318           | 423           | 459           | 479          | 527          | 381          | 381               | 4.91        | 15 169         |
| Median  | 4.0           | 3.0           | 3.8           | 4.3           | 4.7           | 4.9          | 5.2          | 5.3          | 5.7               | ...         | ...            |
| <b>PLUMBING FACILITIES BY PERSONS PER ROOM</b>                        |               |               |               |               |               |              |              |              |                   |             |                |
| <b>Complete plumbing for exclusive use</b>                            | <b>93 664</b> | <b>27 794</b> | <b>22 529</b> | <b>16 667</b> | <b>11 951</b> | <b>7 153</b> | <b>3 949</b> | <b>2 291</b> | <b>1 330</b>      | <b>2.35</b> | <b>252 064</b> |
| 1.00 or less  | 83 704        | 27 794        | 22 077        | 16 311        | 10 753        | 4 949        | 1 358        | 345          | 117               | 2.14        | 195 428        |
| 1.01 to 1.50  | 7 517         | —             | —             | 261           | 978           | 1 742        | 2 408        | 1 623        | 505               | 5.82        | 42 796         |
| 1.51 or more  | 2 443         | —             | 452           | 95            | 220           | 462          | 183          | 323          | 708               | 5.48        | 13 840         |
| <b>Lacking complete plumbing for exclusive use</b>                    | <b>4 105</b>  | <b>1 494</b>  | <b>855</b>    | <b>596</b>    | <b>464</b>    | <b>297</b>   | <b>178</b>   | <b>188</b>   | <b>33</b>         | <b>2.15</b> | <b>10 731</b>  |
| 1.00 or less  | 3 497         | 1 494         | 784           | 558           | 389           | 166          | 70           | 36           | —                 | 1.82        | 7 697          |
| 1.01 to 1.50  | 388           | —             | —             | 18            | 65            | 97           | 101          | 98           | 9                 | 5.64        | 2 036          |
| 1.51 or more  | 220           | —             | 71            | 20            | 10            | 34           | 7            | 54           | 24                | 4.76        | 998            |
| <b>UNITS IN STRUCTURE</b>   |               |               |               |               |               |              |              |              |                   |             |                |
| 1, detached or attached   | 3 639         | 432           | 610           | 658           | 606           | 543          | 311          | 231          | 248               | 3.70        | 14 095         |
| 2   | 14 196        | 2 563         | 3 265         | 3 157         | 2 561         | 1 346        | 638          | 443          | 223               | 2.90        | 43 203         |
| 3 and 4   | 23 628        | 5 313         | 5 431         | 4 761         | 3 447         | 2 227        | 1 369        | 694          | 386               | 2.72        | 69 312         |
| 5 to 9  | 11 435        | 2 967         | 2 702         | 1 879         | 1 632         | 998          | 678          | 436          | 143               | 2.53        | 33 348         |
| 10 to 49  | 22 090        | 7 999         | 6 168         | 3 834         | 2 095         | 1 023        | 536          | 281          | 154               | 1.99        | 50 735         |
| 50 or more  | 22 651        | 9 972         | 5 155         | 2 957         | 2 066         | 1 313        | 585          | 394          | 209               | 1.76        | 51 837         |
| Mobile home or trailer, etc.  | 130           | 42            | 53            | 17            | 8             | —            | 10           | —            | —                 | 1.93        | 265            |
| <b>GROSS RENT</b>   |               |               |               |               |               |              |              |              |                   |             |                |
| <b>Specified renter-occupied housing units</b>                        | <b>97 423</b> | <b>29 261</b> | <b>23 344</b> | <b>17 217</b> | <b>12 333</b> | <b>7 378</b> | <b>4 103</b> | <b>2 472</b> | <b>1 315</b>      | <b>2.33</b> | <b>261 215</b> |
| Less than \$100   | 10 660        | 5 123         | 1 986         | 1 341         | 898           | 714          | 276          | 205          | 117               | 1.60        | 23 736         |
| \$100 to \$149  | 6 752         | 3 236         | 1 528         | 710           | 518           | 319          | 198          | 134          | 109               | 1.59        | 15 632         |
| \$150 to \$199  | 12 187        | 5 203         | 3 029         | 1 611         | 1 034         | 610          | 430          | 172          | 98                | 1.79        | 28 184         |
| \$200 to \$249  | 21 709        | 7 430         | 5 915         | 3 794         | 2 208         | 1 205        | 606          | 396          | 155               | 2.08        | 50 994         |
| \$250 to \$299  | 21 128        | 4 818         | 5 524         | 4 369         | 3 102         | 1 717        | 843          | 525          | 230               | 2.55        | 58 452         |
| \$300 to \$349  | 12 880        | 2 063         | 2 921         | 2 566         | 2 341         | 1 431        | 779          | 488          | 291               | 3.07        | 40 941         |
| \$350 to \$399  | 6 545         | 675           | 1 422         | 1 491         | 1 248         | 770          | 518          | 321          | 100               | 3.29        | 22 607         |
| \$400 to \$499  | 3 808         | 394           | 708           | 935           | 754           | 448          | 301          | 151          | 121               | 3.36        | 14 251         |
| \$500 or more   | 885           | 38            | 94            | 217           | 140           | 121          | 136          | 48           | 87                | 4.14        | 4 161          |
| No cash rent  | 869           | 281           | 217           | 183           | 90            | 43           | 16           | 32           | 7                 | 2.21        | 2 257          |
| Median  | \$244         | \$206         | \$243         | \$262         | \$274         | \$274        | \$284        | \$280        | \$291             | ...         | ...            |
| <b>SELECTED CHARACTERISTICS</b>                                       |               |               |               |               |               |              |              |              |                   |             |                |
| <b>All income levels in 1979</b>                                      | <b>97 769</b> | <b>29 288</b> | <b>23 384</b> | <b>17 263</b> | <b>12 415</b> | <b>7 450</b> | <b>4 127</b> | <b>2 479</b> | <b>1 363</b>      | <b>2.34</b> | <b>262 795</b> |
| Median income   | \$9 662       | \$6 782       | \$10 375      | \$10 635      | \$11 696      | \$11 516     | \$11 873     | \$12 808     | \$13 081          | ...         | ...            |
| Median gross rent as percentage of household income                   | 26.5          | 28.4          | 25.2          | 26.4          | 25.2          | 24.6         | 25.5         | 23.9         | 22.2              | ...         | ...            |
| <b>Income in 1979 below poverty level</b>                             | <b>32 948</b> | <b>9 649</b>  | <b>6 297</b>  | <b>5 809</b>  | <b>4 283</b>  | <b>3 105</b> | <b>1 868</b> | <b>1 154</b> | <b>783</b>        | <b>2.59</b> | <b>...</b>     |
| Median income   | \$3 430       | \$2500—       | \$3 206       | \$3 594       | \$4 037       | \$5 410      | \$6 198      | \$6 539      | \$8 137           | ...         | ...            |
| Median gross rent as percentage of household income                   | 50+           | 50+           | 50+           | 50+           | 50+           | 50+          | 50+          | 46.9         | 41.5              | ...         | ...            |

Table A—34. Household Composition and Age of Householder for Owner- and Renter-Occupied Housing Units With a Black Householder: 1980

[Data are estimates based on a sample, see Introduction. For meaning of symbols, see Introduction. For definitions of terms, see appendices A and B.]

| The SMSA  | Married-couple families |       |                |        |                |       | Male householder, no wife present |       |                   |       |                |        | Female householder, no husband present |        |                |       |                |  | Median age |                   |  |
|---|-------------------------|-------|----------------|--------|----------------|-------|-----------------------------------|-------|-------------------|-------|----------------|--------|--|--------|----------------|-------|----------------|--|------------|-------------------|--|
|   | 15 to 24 years          |       | 25 to 34 years |        | 35 to 44 years |       | 45 to 64 years                    |       | 65 years and over |       | 15 to 24 years |        | 25 to 34 years                         |        | 35 to 44 years |       | 45 to 64 years |  |            | 65 years and over |  |
|   | Total                   | 100   | 3 357          | 7 141  | 11 902         | 2 687 | 150                               | 528   | 772               | 1 432 | 630            | 115    | 914                                    | 2 154  | 4 004          | 2 581 | 48.9           |  |            |                   |  |
| <b>Owner-occupied housing units</b>   | 38 487                  | 100   | 3 357          | 7 141  | 11 902         | 2 687 | 150                               | 528   | 772               | 1 432 | 630            | 115    | 914                                    | 2 154  | 4 004          | 2 581 | 48.9           |  |            |                   |  |
| 1 person  | 4 034                   | —     | —              | —      | —              | —     | 69                                | 244   | 264               | 573   | 315            | 30     | 126                                    | 242    | 1 029          | 1 142 | 59.1           |  |            |                   |  |
| 2 persons   | 8 290                   | 27    | 361            | 478    | 2 769          | 1 453 | 27                                | 97    | 132               | 346   | 178            | 23     | 255                                    | 346    | 1 029          | 1 142 | 57.2           |  |            |                   |  |
| 3 persons   | 7 361                   | 5     | 271            | 361    | 2 721          | 1 060 | 35                                | 78    | 130               | 206   | 45             | 8      | 170                                    | 431    | 731            | 494   | 50.4           |  |            |                   |  |
| 4 persons   | 5 570                   | 17    | 1 097          | 1 511  | 2 554          | 260   | 10                                | 81    | 68                | 135   | 39             | 29     | 185                                    | 398    | 390            | 179   | 43.9           |  |            |                   |  |
| 5 persons   | 4 881                   | 33    | 677            | 1 547  | 1 567          | 165   | —                                 | 17    | 562               | 69    | 32             | 8      | 62                                     | 252    | 305            | 85    | 43.8           |  |            |                   |  |
| 6 or more persons   | 6 351                   | 41    | 1 291          | 1 905  | 2 291          | 203   | 9                                 | 116   | 116               | 103   | 24             | 17     | 116                                    | 441    | 487            | 119   | 45.2           |  |            |                   |  |
| Median  | 3 444                   | 4.0   | 4.04           | 4.44   | 3.68           | 2.42  | 1.72                              | 1.71  | 1.66              | 1.91  | 1.50           | 3.06   | 2.95                                   | 3.54   | 2.42           | 1.71  | ...            |  |            |                   |  |
| Total persons   | 149 442                 | 448   | 14 549         | 35 446 | 50 698         | 8 309 | 313                               | 1 302 | 2 507             | 3 742 | 1 412          | 424    | 3 140                                  | 8 469  | 12 999         | 5 584 | ...            |  |            |                   |  |
| <b>PLUMBING FACILITIES BY PERSONS PER ROOM</b>  | 37 881                  | 100   | 3 310          | 6 986  | 11 750         | 2 650 | 140                               | 528   | 767               | 1 412 | 611            | 115    | 890                                    | 2 140  | 3 929          | 2 533 | 48.9           |  |            |                   |  |
| Complete plumbing for exclusive use   | 2 221                   | —     | 215            | 633    | 803            | 66    | 4                                 | —     | 41                | 36    | 19             | 17     | 30                                     | 190    | 175            | 11    | 44.8           |  |            |                   |  |
| 1.01 or more persons per room   | 606                     | —     | 47             | 155    | 152            | 37    | 10                                | —     | 5                 | 20    | 7              | —      | 24                                     | 14     | 75             | 48    | 48.6           |  |            |                   |  |
| Lacking complete plumbing for exclusive use   | 95                      | —     | 21             | 21     | 31             | —     | —                                 | —     | —                 | —     | —              | —      | 15                                     | —      | —              | —     | 41.3           |  |            |                   |  |
| 1.01 or more persons per room   | —                       | —     | —              | —      | —              | —     | —                                 | —     | —                 | —     | —              | —      | —                                      | —      | —              | —     | —              |  |            |                   |  |
| <b>MORTGAGE STATUS AND SELECTED MONTHLY OWNER COSTS AS PERCENTAGE OF HOUSEHOLD INCOME IN 1979</b> | 21 707                  | 53    | 2 328          | 4 595  | 6 857          | 1 559 | 44                                | 254   | 404               | 541   | 233            | 44     | 414                                    | 1 177  | 1 902          | 1 282 | 47.6           |  |            |                   |  |
| With a mortgage   | 17 255                  | 53    | 2 239          | 4 312  | 5 942          | 1 223 | 41                                | 244   | 355               | 381   | 89             | 44     | 356                                    | 1 032  | 1 253          | 394   | 44.9           |  |            |                   |  |
| Less than 15 percent  | 3 353                   | —     | —              | 1 110  | 1 788          | 67    | 9                                 | 24    | 50                | 93    | 18             | —      | 15                                     | 51     | 183            | 23    | 46.9           |  |            |                   |  |
| 15 to 19 percent  | 3 484                   | 5     | 404            | 899    | 841            | 43    | 9                                 | 23    | 65                | 67    | 12             | —      | 28                                     | 109    | 143            | 29    | 44.9           |  |            |                   |  |
| 20 to 24 percent  | 2 900                   | 7     | 436            | 474    | 607            | 81    | 8                                 | 30    | 50                | 54    | 18             | 11     | 18                                     | 123    | 206            | 28    | 42.3           |  |            |                   |  |
| 25 to 29 percent  | 2 159                   | 6     | 218            | 366    | 381            | 52    | 8                                 | 38    | 29                | 24    | —              | 6      | 44                                     | 130    | 195            | 30    | 43.4           |  |            |                   |  |
| 30 to 34 percent  | 1 473                   | 9     | 378            | 626    | 804            | 254   | 13                                | 97    | 83                | 104   | 45             | 27     | 177                                    | 496    | 351            | 12    | 42.7           |  |            |                   |  |
| 35 percent or more  | 3 743                   | 16    | 15             | 44     | 114            | 29    | 6                                 | 5     | 10                | —     | —              | —      | —                                      | —      | —              | 259   | 44.6           |  |            |                   |  |
| Median  | 143                     | 36.4  | 24.3           | 21.3   | 19.0           | 29.8  | 30.5                              | 32.0  | 25.6              | 22.8  | 50.4           | 50.4   | 34.9                                   | 34.2   | 27.0           | 13    | 42.4           |  |            |                   |  |
| Not mortgaged   | 4 452                   | —     | 89             | 283    | 1 015          | 939   | 23                                | 10    | 49                | 160   | 144            | —      | 58                                     | 145    | 649            | 888   | 62.8           |  |            |                   |  |
| Less than 10 percent  | 1 056                   | —     | 55             | 111    | 318            | 151   | —                                 | 5     | 2                 | 34    | 27             | —      | —                                      | —      | 88             | 86    | 59.3           |  |            |                   |  |
| 10 to 14 percent  | 1 822                   | —     | —              | 50     | 311            | 164   | 14                                | —     | 11                | 52    | 15             | —      | 17                                     | 36     | 169            | 162   | 57.7           |  |            |                   |  |
| 15 to 19 percent  | 1 056                   | —     | 29             | 46     | 136            | 123   | 9                                 | —     | 16                | 8     | 30             | —      | 5                                      | 23     | 58             | 124   | 44.9           |  |            |                   |  |
| 20 to 24 percent  | 607                     | —     | 5              | 20     | 83             | 30    | —                                 | —     | 7                 | 19    | 7              | —      | 12                                     | 9      | 66             | 95    | 64.7           |  |            |                   |  |
| 25 to 29 percent  | 467                     | —     | —              | —      | 26             | 74    | —                                 | —     | —                 | 5     | 13             | —      | 18                                     | 20     | 60             | 40    | 63.6           |  |            |                   |  |
| 30 to 34 percent  | 171                     | —     | —              | —      | 40             | 33    | —                                 | —     | —                 | 7     | —              | —      | —                                      | —      | —              | —     | 69.5           |  |            |                   |  |
| 35 percent or more  | 962                     | —     | —              | 21     | 101            | 247   | —                                 | —     | 8                 | 23    | 53             | —      | 6                                      | 51     | 132            | 320   | 69.5           |  |            |                   |  |
| Median  | 91                      | —     | —              | 12.8   | 13.0           | 20.9  | 14.1                              | 15.0  | 17.8              | 13.8  | 20.0           | —      | 22.9                                   | 25.4   | 21             | 21    | 58.8           |  |            |                   |  |
| Total persons   | 17.5                    | —     | 14.0           | 12.8   | 13.0           | 20.9  | 14.1                              | 15.0  | 17.8              | 13.8  | 20.0           | —      | 22.9                                   | 25.4   | 23.2           | 23.2  | ...            |  |            |                   |  |
| <b>Renter-occupied housing units</b>  | 97 769                  | 1 671 | 8 122          | 6 163  | 6 744          | 2 671 | 2 288                             | 5 207 | 3 888             | 5 386 | 1 952          | 6 815  | 15 580                                 | 11 526 | 13 333         | 6 473 | 38.8           |  |            |                   |  |
| 1 person  | 29 288                  | —     | —              | —      | —              | —     | 1 219                             | 3 205 | 2 628             | 3 630 | 1 484          | 1 220  | 3 281                                  | 2 036  | 5 688          | 4 887 | 47.4           |  |            |                   |  |
| 2 persons   | 23 384                  | 474   | 1 652          | 995    | 2 595          | 1 856 | 512                               | 1 078 | 605               | 892   | 332            | 2 318  | 3 662                                  | 2 102  | 3 187          | 1 094 | 40.0           |  |            |                   |  |
| 3 persons   | 17 263                  | 6.9   | 2 154          | 1 660  | 1 528          | 442   | 247                               | 524   | 249               | 468   | 76             | 1 751  | 3 457                                  | 2 256  | 1 830          | 232   | 34.3           |  |            |                   |  |
| 4 persons   | 12 415                  | 37.6  | 2 211          | 1 542  | 964            | 187   | 113                               | 266   | 267               | 247   | 50             | 791    | 2 386                                  | 1 869  | 999            | 147   | 35.1           |  |            |                   |  |
| 5 persons   | 7 450                   | 111   | 1 297          | 1 070  | 656            | 86    | 113                               | 85    | 68                | 76    | 10             | 479    | 1 532                                  | 1 235  | 636            | 82    | 35.7           |  |            |                   |  |
| 6 or more persons   | 7 969                   | 71    | 808            | 1 396  | 1 001          | 100   | 49                                | —     | 71                | 106   | 73             | 256    | 1 062                                  | 2 028  | 993            | 31    | 39.2           |  |            |                   |  |
| Median  | 2 34                    | 3.7   | 3.62           | 4.10   | 3.01           | 2.22  | 1.11                              | 1.31  | 1.24              | 1.24  | 1.16           | 4.44   | 2.73                                   | 3.22   | 1.81           | 1.16  | ...            |  |            |                   |  |
| Total persons   | 262 795                 | 5 346 | 29 946         | 25 498 | 23 580         | 6 584 | 3 944                             | 8 751 | 6 486             | 8 475 | 2 534          | 17 852 | 45 333                                 | 39 181 | 31 085         | 8 150 | ...            |  |            |                   |  |
| <b>PLUMBING FACILITIES BY PERSONS PER ROOM</b>  | 93 664                  | 1 593 | 7 842          | 5 942  | 6 493          | 2 607 | 2 018                             | 4 900 | 3 621             | 5 054 | 1 877          | 6 408  | 15 019                                 | 11 130 | 12 853         | 6 277 | 38.9           |  |            |                   |  |
| Complete plumbing for exclusive use   | 9 960                   | 225   | 1 476          | 1 419  | 801            | 102   | 123                               | 129   | 212               | 104   | 14             | 724    | 1 694                                  | 1 914  | 938            | 85    | 36.5           |  |            |                   |  |
| 1.01 or more persons per room   | 4 105                   | 78    | 280            | 221    | 251            | 64    | 190                               | 307   | 267               | 361   | 75             | 407    | 561                                    | 332    | 480            | 196   | 37.3           |  |            |                   |  |
| Lacking complete plumbing for exclusive use   | 608                     | —     | 87             | 55     | 63             | 12    | 7                                 | —     | 31                | 31    | —              | 42     | 135                                    | 84     | 52             | 9     | 36.4           |  |            |                   |  |
| 1.01 or more persons per room   | —                       | —     | —              | —      | —              | —     | —                                 | —     | —                 | —     | —              | —      | —                                      | —      | —              | —     | —              |  |            |                   |  |
| <b>GROSS RENT AS PERCENTAGE OF HOUSEHOLD INCOME IN 1979</b>                                       | 97 423                  | 1 671 | 8 058          | 6 104  | 6 702          | 2 659 | 2 278                             | 5 207 | 3 888             | 5 373 | 1 949          | 6 803  | 15 535                                 | 11 466 | 13 315         | 6 455 | 38.8           |  |            |                   |  |
| Specified renter-occupied housing units   | 16 846                  | 281   | 2 326          | 1 321  | 2 206          | 500   | 278                               | 987   | 1 009             | 1 244 | 164            | 6 003  | 15 535                                 | 11 466 | 13 315         | 6 455 | 38.8           |  |            |                   |  |
| Less than 15 percent  | 14 701                  | 316   | 1 763          | 923    | 1 346          | 405   | 314                               | 1 111 | 858               | 1 047 | 273            | 5 027  | 13 200                                 | 11 217 | 12 941         | 643   | 41.2           |  |            |                   |  |
| 15 to 19 percent  | 14 846                  | 273   | 1 073          | 923    | 649            | 424   | 246                               | 730   | 476               | 686   | 296            | 5 027  | 13 200                                 | 11 217 | 12 941         | 643   | 38.7           |  |            |                   |  |
| 20 to 24 percent  | 12 483                  | 154   | 480            | 407    | 530            | 256   | 168                               | 558   | 406               | 406   | 196            | 5 934  | 14 235                                 | 11 044 | 513            | 995   | 38.8           |  |            |                   |  |
| 25 to 29 percent  | 9 251                   | 154   | 480            | 369    | 422            | 170   | 111                               | 359   | 208               | 277   | 139            | 8 889  | 14 235                                 | 11 044 | 513            | 706   | 39.0           |  |            |                   |  |
| 30 to 34 percent  | 6 459                   | 10    | 430            | 350    | 576            | 323   | 314                               | 530   | 234               | 372   | 293            | 3 061  | 2 119                                  | 1 695  | 1 883          | 757   | 38.7           |  |            |                   |  |
| 35 to 49 percent  | 11 215                  | 274   | 702            | 454    | 667            | 444   | 513                               | 683   | 500               | 1 050 | 439            | 3 061  | 5 141                                  | 3 491  | 3 434          | 1 741 | 36.7           |  |            |                   |  |
| 50 percent or more  | 22 605                  | 19    | 148            | 131    | 306            | 137   | 153                               | 249   | 200               | 151   | 151            | 3 061  | 5 141                                  | 3 491  | 3 434          | 1 741 | 36.7           |  |            |                   |  |
| Not computed  | 3 863                   | 21.2  | 19.6           | 18.2   | 18.7           | 24.2  | 29.6                              | 22.6  | 19.9              | 22.0  | 29.3           | 46.7   | 33.9                                   | 32.9   | 29.5           | 24.4  | ...            |  |            |                   |  |
| Median  | 26.5                    | —     | —              | —      | —              | —     | —                                 | —     | —                 | —     | —              | —      | —                                      | —      | —              | —     | ...            |  |            |                   |  |



Table A—35. Age and Sex of Householder in One-Person Households for Owner- and Renter-Occupied Housing Units With a Black Householder: 1980

[Data are estimates based on a sample, see Introduction. For meaning of symbols, see Introduction. For definitions of terms, see appendixes A and B]

| The SMSA  | Male householder |                |                |                |                |                   |              | Female householder |                |                |                |                   |              |
|---|------------------|----------------|----------------|----------------|----------------|-------------------|--------------|--------------------|----------------|----------------|----------------|-------------------|--------------|
|   | Total            | 15 to 24 years | 25 to 34 years | 35 to 44 years | 45 to 64 years | 65 years and over | Total        | 15 to 24 years     | 25 to 34 years | 35 to 44 years | 45 to 64 years | 65 years and over |              |
| <b>Owner-occupied housing units</b> .....   | <b>4 034</b>     | <b>1 465</b>   | <b>69</b>      | <b>244</b>     | <b>264</b>     | <b>573</b>        | <b>315</b>   | <b>2 569</b>       | <b>30</b>      | <b>126</b>     | <b>242</b>     | <b>1 029</b>      | <b>1 142</b> |
| <b>PLUMBING FACILITIES</b>  |                  |                |                |                |                |                   |              |                    |                |                |                |                   |              |
| Complete plumbing for exclusive use .....   | 3 958            | 1 455          | 69             | 244            | 264            | 569               | 309          | 2 503              | 30             | 126            | 236            | 994               | 1 117        |
| Lacking complete plumbing for exclusive use .....                                   | 76               | 10             | —              | —              | —              | 4                 | 6            | 66                 | —              | —              | 6              | 35                | 25           |
| <b>UNITS IN STRUCTURE</b>   |                  |                |                |                |                |                   |              |                    |                |                |                |                   |              |
| 1, detached or attached .....   | 1 677            | 600            | 24             | 107            | 134            | 214               | 121          | 1 077              | 7              | 61             | 107            | 384               | 518          |
| 2 or more .....   | 2 357            | 865            | 45             | 137            | 130            | 359               | 194          | 1 492              | 23             | 65             | 135            | 645               | 624          |
| Mobile home or trailer, etc. ....   | —                | —              | —              | —              | —              | —                 | —            | —                  | —              | —              | —              | —                 | —            |
| <b>HOUSEHOLD INCOME IN 1979</b>   |                  |                |                |                |                |                   |              |                    |                |                |                |                   |              |
| Less than \$5,000 .....   | 1 348            | 280            | 20             | 35             | 14             | 83                | 128          | 1 068              | 15             | 8              | 34             | 252               | 759          |
| \$5,000 to \$9,999 .....  | 855              | 275            | 26             | 47             | 5              | 95                | 102          | 580                | 15             | 14             | 26             | 277               | 248          |
| \$10,000 to \$14,999 .....  | 385              | 121            | —              | 16             | 23             | 67                | 15           | 264                | —              | 14             | 14             | 167               | 69           |
| \$15,000 to \$19,999 .....  | 292              | 114            | —              | 27             | 14             | 52                | 21           | 178                | —              | 14             | 48             | 98                | 18           |
| \$20,000 to \$24,999 .....  | 517              | 221            | 5              | 30             | 39             | 124               | 23           | 296                | —              | 57             | 64             | 141               | 34           |
| \$25,000 to \$34,999 .....  | 381              | 234            | 11             | 70             | 79             | 65                | 9            | 147                | —              | 7              | 44             | 82                | 14           |
| \$35,000 to \$49,999 .....  | 178              | 148            | 7              | 14             | 70             | 50                | 7            | 30                 | —              | 12             | 12             | 6                 | —            |
| \$50,000 or more .....  | 58               | 58             | —              | —              | 20             | 28                | 10           | —                  | —              | —              | —              | —                 | —            |
| Median .....  | \$8 776          | \$13 739       | \$8 894        | \$14 722       | \$21 568       | \$14 495          | \$5 819      | \$6 640            | \$5 000        | \$16 413       | \$14 948       | \$9 735           | \$4 058      |
| Mean .....  | \$10 773         | \$14 814       | \$11 149       | \$15 026       | \$21 398       | \$15 552          | \$8 592      | \$8 468            | \$5 105        | \$15 578       | \$14 247       | \$10 134          | \$5 047      |
| <b>MORTGAGE STATUS AND SELECTED MONTHLY OWNER COSTS</b>                             |                  |                |                |                |                |                   |              |                    |                |                |                |                   |              |
| Specified owner-occupied housing units .....  | 1 560            | 562            | 18             | 98             | 128            | 214               | 104          | 998                | 7              | 51             | 82             | 359               | 499          |
| With a mortgage .....   | 907              | 437            | 18             | 93             | 122            | 165               | 39           | 470                | 7              | 43             | 69             | 239               | 112          |
| Less than \$200 .....   | 51               | 24             | —              | 5              | 8              | 5                 | 6            | 27                 | —              | —              | —              | 12                | 15           |
| \$200 to \$249 .....  | 62               | 32             | —              | —              | 4              | 24                | 4            | 30                 | —              | —              | —              | 13                | 17           |
| \$250 to \$299 .....  | 76               | 39             | —              | 10             | —              | 15                | 14           | 37                 | —              | —              | 6              | 8                 | 23           |
| \$300 to \$349 .....  | 138              | 57             | —              | 12             | 17             | 28                | —            | 81                 | —              | —              | 12             | 55                | 14           |
| \$350 to \$399 .....  | 105              | 44             | —              | 12             | 5              | 27                | —            | 61                 | —              | 10             | 12             | 20                | 19           |
| \$400 to \$499 .....  | 238              | 102            | 6              | 34             | 19             | 37                | 6            | 136                | 7              | 27             | 19             | 76                | 7            |
| \$500 to \$599 .....  | 117              | 54             | 12             | 14             | 15             | 13                | —            | 63                 | —              | —              | 14             | 49                | —            |
| \$600 to \$749 .....  | 77               | 42             | —              | —              | 26             | 7                 | 9            | 35                 | —              | 6              | 6              | 6                 | 17           |
| \$750 or more .....   | 43               | 43             | —              | 6              | 28             | 9                 | —            | —                  | —              | —              | —              | —                 | —            |
| Median .....  | \$406            | \$418          | \$525          | \$419          | \$553          | \$369             | \$284        | \$399              | \$475          | \$430          | \$412          | \$410             | \$304        |
| Not mortgaged .....   | 653              | 125            | —              | 5              | 6              | 49                | 65           | 528                | —              | 8              | 13             | 120               | 387          |
| Less than \$50 .....  | 11               | —              | —              | —              | —              | —                 | —            | 11                 | —              | —              | 6              | —                 | 5            |
| \$50 to \$74 .....  | —                | —              | —              | —              | —              | —                 | —            | —                  | —              | —              | —              | —                 | —            |
| \$75 to \$99 .....  | 9                | —              | —              | —              | —              | —                 | —            | 9                  | —              | —              | —              | —                 | 9            |
| \$100 to \$124 .....  | 24               | 6              | —              | —              | 6              | —                 | —            | 18                 | —              | —              | —              | —                 | 18           |
| \$125 to \$149 .....  | 80               | 8              | —              | —              | —              | 8                 | —            | 72                 | —              | —              | —              | 16                | 56           |
| \$150 to \$199 .....  | 160              | 27             | —              | —              | —              | 15                | 12           | 133                | —              | —              | —              | 7                 | 126          |
| \$200 to \$249 .....  | 170              | 22             | —              | —              | —              | 11                | 11           | 148                | —              | 8              | —              | 40                | 100          |
| \$250 or more .....   | 199              | 62             | —              | 5              | —              | 15                | 42           | 137                | —              | —              | 7              | 57                | 73           |
| Median .....  | \$213            | \$249          | —              | \$250+         | \$113          | \$207             | \$250+       | \$207              | —              | \$225          | \$250+         | \$246             | \$192        |
| <b>SELECTED CHARACTERISTICS</b>   |                  |                |                |                |                |                   |              |                    |                |                |                |                   |              |
| Median selected monthly owner costs as percentage of household income in 1979 ..... | 39.5             | 32.4           | 50+            | 33.7           | 32.5           | 24.6              | 50+          | 44.8               | 50+            | 32.6           | 35.0           | 33.3              | 50+          |
| With a mortgage .....   | 35.9             | 32.7           | 50+            | 34.6           | 33.3           | 25.9              | 50+          | 40.4               | 50+            | 33.5           | 35.9           | 32.0              | 50+          |
| Not mortgaged .....   | 47.5             | 31.1           | —              | 22.5           | 17.5           | 22.0              | 50+          | 50+                | —              | 27.5           | 17.5           | 37.5              | 50+          |
| Income in 1979 below poverty level .....  | 903              | 175            | 20             | 29             | 10             | 54                | 62           | 728                | 15             | 8              | 24             | 225               | 456          |
| Percent below poverty level .....   | 22.4             | 11.9           | 29.0           | 11.9           | 3.8            | 9.4               | 19.7         | 28.3               | 50.0           | 6.3            | 9.9            | 21.9              | 39.9         |
| <b>Renter-occupied housing units</b> .....  | <b>29 288</b>    | <b>12 176</b>  | <b>1 229</b>   | <b>3 205</b>   | <b>2 628</b>   | <b>3 630</b>      | <b>1 484</b> | <b>17 112</b>      | <b>1 220</b>   | <b>3 281</b>   | <b>2 036</b>   | <b>5 688</b>      | <b>4 887</b> |
| <b>PLUMBING FACILITIES</b>  |                  |                |                |                |                |                   |              |                    |                |                |                |                   |              |
| Complete plumbing for exclusive use .....   | 27 794           | 11 188         | 1 065          | 2 922          | 2 416          | 3 370             | 1 415        | 16 606             | 1 118          | 3 212          | 1 955          | 5 537             | 4 784        |
| Lacking complete plumbing for exclusive use .....                                   | 1 494            | 988            | 164            | 283            | 212            | 260               | 69           | 506                | 102            | 69             | 81             | 151               | 103          |
| <b>UNITS IN STRUCTURE</b>   |                  |                |                |                |                |                   |              |                    |                |                |                |                   |              |
| 1, detached or attached .....   | 432              | 134            | —              | 4              | 14             | 84                | 32           | 298                | 38             | 19             | 61             | 107               | 73           |
| 2 .....   | 2 563            | 1 103          | 137            | 257            | 261            | 334               | 114          | 1 460              | 88             | 203            | 247            | 500               | 422          |
| 3 and 4 .....   | 5 313            | 2 275          | 281            | 500            | 560            | 772               | 162          | 3 038              | 192            | 563            | 445            | 1 186             | 652          |
| 5 to 9 .....  | 2 967            | 1 127          | 114            | 211            | 224            | 429               | 149          | 1 840              | 92             | 176            | 196            | 852               | 524          |
| 10 to 49 .....  | 7 999            | 3 478          | 339            | 1 023          | 830            | 1 005             | 281          | 4 521              | 412            | 1 199          | 652            | 1 391             | 867          |
| 50 or more .....  | 9 972            | 4 059          | 358            | 1 210          | 739            | 1 006             | 746          | 5 913              | 380            | 1 111          | 421            | 1 652             | 2 349        |
| Mobile home or trailer, etc. ....   | 42               | —              | —              | —              | —              | —                 | —            | 42                 | 18             | 10             | 14             | —                 | —            |
| <b>HOUSEHOLD INCOME IN 1979</b>   |                  |                |                |                |                |                   |              |                    |                |                |                |                   |              |
| Less than \$5,000 .....   | 12 253           | 3 842          | 394            | 576            | 601            | 1 342             | 929          | 8 411              | 390            | 607            | 673            | 2 904             | 3 837        |
| \$5,000 to \$9,999 .....  | 6 604            | 2 567          | 378            | 729            | 418            | 612               | 430          | 4 037              | 478            | 823            | 450            | 1 464             | 822          |
| \$10,000 to \$14,999 .....  | 3 306            | 1 502          | 198            | 525            | 276            | 423               | 80           | 1 804              | 228            | 660            | 309            | 527               | 80           |
| \$15,000 to \$19,999 .....  | 2 169            | 1 021          | 89             | 297            | 316            | 301               | 18           | 1 148              | 52             | 461            | 180            | 374               | 81           |
| \$20,000 to \$24,999 .....  | 3 181            | 2 026          | 149            | 688            | 592            | 570               | 27           | 1 155              | 65             | 537            | 266            | 240               | 47           |
| \$25,000 to \$34,999 .....  | 1 088            | 663            | 13             | 247            | 210            | 193               | —            | 425                | 7              | 147            | 133            | 128               | 10           |
| \$35,000 to \$49,999 .....  | 554              | 422            | 8              | 104            | 192            | 118               | —            | 132                | —              | 46             | 25             | 51                | 10           |
| \$50,000 or more .....  | 115              | 115            | —              | 21             | 23             | 71                | —            | —                  | —              | —              | —              | —                 | —            |
| Median .....  | \$6 782          | \$9 337        | \$7 697        | \$11 417       | \$12 650       | \$8 798           | \$4 334      | \$5 181            | \$7 301        | \$10 797       | \$9 116        | \$4 905           | \$3 748      |
| Mean .....  | \$8 322          | \$10 233       | \$8 163        | \$11 884       | \$12 399       | \$10 070          | \$4 945      | \$6 962            | \$7 243        | \$10 510       | \$9 300        | \$6 479           | \$4 097      |
| <b>GROSS RENT</b>   |                  |                |                |                |                |                   |              |                    |                |                |                |                   |              |
| Specified renter-occupied housing units .....                                       | 29 261           | 12 176         | 1 229          | 3 205          | 2 628          | 3 630             | 1 484        | 17 085             | 1 220          | 3 281          | 2 036          | 5 670             | 4 878        |
| Less than \$100 .....   | 5 123            | 1 219          | 56             | 41             | 108            | 524               | 490          | 3 904              | 18             | 45             | 104            | 1 271             | 2 466        |
| \$100 to \$149 .....  | 3 236            | 1 645          | 123            | 260            | 364            | 564               | 334          | 1 591              | 146            | 100            | 131            | 569               | 645          |
| \$150 to \$199 .....  | 5 203            | 2 579          | 285            | 533            | 645            | 808               | 308          | 2 624              | 283            | 476            | 377            | 945               | 543          |
| \$200 to \$249 .....  | 7 430            | 3 223          | 377            | 1 058          | 768            | 845               | 175          | 4 207              | 357            | 1 120          | 587            | 1 442             | 701          |
| \$250 to \$299 .....  | 4 818            | 1 997          | 218            | 710            | 355            | 590               | 124          | 2 821              | 285            | 914            | 479            | 872               | 271          |
| \$300 to \$349 .....  | 2 063            | 923            | 111            | 404            | 225            | 160               | 23           | 1 140              | 59             | 423            | 221            | 356               | 81           |
| \$350 to \$399 .....  | 675              | 268            | 26             | 82             | 101            | 57                | 2            | 407                | 32             | 113            | 107            | 81                | 74           |
| \$400 to \$499 .....  | 394              | 159            | 21             | 73             | 35             | 30                | —            | 235                | 34             | 59             | 30             | 105               | 7            |
| \$500 or more .....   | 38               | 16             | —              | 16             | —              | —                 | —            | 22                 | —              | 16             | —              | —                 | 6            |
| No cash rent .....  | 281              | 147            | 12             | 28             | 27             | 52                | 28           | 134                | 6              | 15             | —              | 29                | 84           |
| Median .....  | \$206            | \$209          | \$223          | \$235          | \$212          | \$194             | \$133        | \$204              | \$217          | \$245          | \$235          | \$201             | \$95         |
| <b>SELECTED CHARACTERISTICS</b>   |                  |                |                |                |                |                   |              |                    |                |                |                |                   |              |
| Median gross rent as percentage of household income in 1979 .....                   | 28.4             | 24.7           | 33.4           | 24.4           | 20.9           | 23.7              | 29.7         | 31.0               | 36.2           | 27.7           | 30.4           | 33.2              | 30.9         |
| Income in 1979 below poverty level .....  | 9 649            | 2 921          | 313            | 474            | 515            | 1 142             | 477          | 6 728              | 331            | 521            | 564            | 2 529             | 2 783        |
| Percent below poverty level .....   | 32.9             | 24.0           | 25.5           | 14.8           | 19.6           | 31.5              | 32.1         | 39.3               | 27.1           | 15.9           | 27.7           | 44.5              | 56.9         |

Table A — 47. Value of Owner-Occupied Housing Units With an Asian or Pacific Islander Householder: 1980

[Data are estimates based on a sample, see Introduction. For meaning of symbols, see Introduction. For definitions of terms, see appendixes A and B.]

| The SMSA  | Total           | Less than \$10,000 | \$10,000 to \$19,999 | \$20,000 to \$29,999 | \$30,000 to \$39,999 | \$40,000 to \$49,999 | \$50,000 to \$59,999 | \$60,000 to \$79,999 | \$80,000 to \$99,999 | \$100,000 to \$149,999 | \$150,000 or more | Median (dollars) | Mean (dollars) |
|---|-----------------|--------------------|----------------------|----------------------|----------------------|----------------------|----------------------|----------------------|----------------------|------------------------|-------------------|------------------|----------------|
| <b>Specified owner-occupied housing units</b> -----   | <b>3 594</b>    | <b>11</b>          | <b>34</b>            | <b>29</b>            | <b>103</b>           | <b>216</b>           | <b>248</b>           | <b>909</b>           | <b>874</b>           | <b>869</b>             | <b>301</b>        | <b>85 500</b>    | <b>94 600</b>  |
| <b>HOUSEHOLD TYPE AND AGE OF HOUSEHOLDER</b>  |                 |                    |                      |                      |                      |                      |                      |                      |                      |                        |                   |                  |                |
| <b>Married-couple families</b> -----  | <b>3 258</b>    | <b>6</b>           | <b>22</b>            | <b>12</b>            | <b>91</b>            | <b>166</b>           | <b>215</b>           | <b>846</b>           | <b>808</b>           | <b>830</b>             | <b>262</b>        | <b>86 800</b>    | <b>95 500</b>  |
| 15 to 24 years -----  | —               | —                  | —                    | —                    | —                    | —                    | —                    | —                    | —                    | —                      | —                 | —                | —              |
| 25 to 34 years -----  | 857             | 6                  | 6                    | —                    | 26                   | 25                   | 59                   | 274                  | 275                  | 146                    | 40                | 82 500           | 87 600         |
| 35 to 44 years -----  | 1 609           | —                  | 5                    | 7                    | 54                   | 49                   | 94                   | 383                  | 375                  | 508                    | 134               | 91 500           | 99 100         |
| 45 to 64 years -----  | 717             | —                  | 11                   | —                    | 11                   | 77                   | 62                   | 151                  | 147                  | 170                    | 88                | 86 000           | 99 800         |
| 65 years and over -----   | 75              | —                  | —                    | 5                    | —                    | 15                   | —                    | 38                   | 11                   | 6                      | —                 | 64 900           | 67 300         |
| <b>Male householder, no wife present</b> -----  | <b>115</b>      | <b>—</b>           | <b>12</b>            | <b>5</b>             | <b>5</b>             | <b>9</b>             | <b>12</b>            | <b>27</b>            | <b>32</b>            | <b>13</b>              | <b>—</b>          | <b>64 800</b>    | <b>68 900</b>  |
| 15 to 24 years -----  | —               | —                  | —                    | —                    | —                    | —                    | —                    | —                    | —                    | —                      | —                 | —                | —              |
| 25 to 34 years -----  | 49              | —                  | —                    | —                    | —                    | 9                    | —                    | 7                    | 26                   | 7                      | —                 | 86 100           | 85 600         |
| 35 to 44 years -----  | 19              | —                  | —                    | —                    | —                    | —                    | 6                    | 13                   | —                    | —                      | —                 | 62 200           | 63 300         |
| 45 to 64 years -----  | 30              | —                  | 12                   | —                    | 5                    | —                    | —                    | 7                    | —                    | 6                      | —                 | 38 000           | 53 300         |
| 65 years and over -----   | 17              | —                  | —                    | 5                    | —                    | —                    | 6                    | —                    | 6                    | —                      | —                 | 52 900           | 54 800         |
| <b>Female householder, no husband present</b> -----   | <b>221</b>      | <b>5</b>           | <b>12</b>            | <b>7</b>             | <b>41</b>            | <b>21</b>            | <b>36</b>            | <b>34</b>            | <b>26</b>            | <b>39</b>              | <b>—</b>          | <b>77 500</b>    | <b>95 500</b>  |
| 15 to 24 years -----  | 8               | —                  | —                    | —                    | —                    | —                    | —                    | 8                    | —                    | —                      | —                 | 85 000           | 85 000         |
| 25 to 34 years -----  | 48              | —                  | —                    | 6                    | —                    | 7                    | 8                    | 12                   | 7                    | 8                      | —                 | 67 500           | 72 100         |
| 35 to 44 years -----  | 56              | —                  | —                    | —                    | —                    | 6                    | —                    | 13                   | 13                   | —                      | —                 | 86 900           | 130 700        |
| 45 to 64 years -----  | 53              | —                  | —                    | —                    | —                    | 6                    | 13                   | —                    | 6                    | 13                     | 24                | 105 400          | 129 100        |
| 65 years and over -----   | 56              | 5                  | —                    | 6                    | 7                    | 22                   | —                    | 11                   | —                    | 5                      | —                 | 45 700           | 50 100         |
| <b>Median age</b> -----   | <b>39.5</b>     | <b>34.6</b>        | <b>46.7</b>          | <b>70.7</b>          | <b>40.7</b>          | <b>46.8</b>          | <b>39.3</b>          | <b>39.6</b>          | <b>37.6</b>          | <b>39.5</b>            | <b>41.6</b>       | <b>...</b>       | <b>...</b>     |
| <b>YEAR HOUSEHOLDER MOVED INTO UNIT</b>   |                 |                    |                      |                      |                      |                      |                      |                      |                      |                        |                   |                  |                |
| 1979 to March 1980 -----  | 898             | 6                  | —                    | 13                   | 39                   | 38                   | 47                   | 144                  | 235                  | 262                    | 114               | 94 700           | 104 300        |
| 1975 to 1978 -----  | 1 580           | —                  | 11                   | —                    | 29                   | 77                   | 109                  | 446                  | 464                  | 338                    | 106               | 84 400           | 92 600         |
| 1970 to 1974 -----  | 664             | —                  | 5                    | —                    | 28                   | 47                   | 59                   | 176                  | 122                  | 180                    | 47                | 83 000           | 93 300         |
| 1960 to 1969 -----  | 295             | —                  | 18                   | 5                    | —                    | 22                   | 21                   | 89                   | 40                   | 76                     | 24                | 79 100           | 92 300         |
| 1959 or earlier -----   | 157             | 5                  | —                    | 11                   | 7                    | 32                   | 12                   | 54                   | 13                   | 13                     | 10                | 67 500           | 69 300         |
| <b>ROOMS</b>  |                 |                    |                      |                      |                      |                      |                      |                      |                      |                        |                   |                  |                |
| 1 to 3 rooms -----  | 47              | —                  | —                    | —                    | —                    | —                    | 10                   | 20                   | 5                    | 12                     | —                 | 70 900           | 79 600         |
| 4 rooms -----   | 88              | —                  | —                    | —                    | 6                    | 16                   | 15                   | 35                   | 9                    | 7                      | —                 | 61 500           | 64 900         |
| 5 rooms -----   | 263             | —                  | 12                   | —                    | 23                   | 24                   | 46                   | 90                   | 42                   | 16                     | 10                | 65 100           | 70 900         |
| 6 rooms -----   | 616             | 5                  | —                    | 5                    | 26                   | 62                   | 92                   | 252                  | 128                  | 35                     | 11                | 68 100           | 72 300         |
| 7 rooms -----   | 854             | 6                  | 5                    | 6                    | 21                   | 49                   | 43                   | 261                  | 324                  | 119                    | 20                | 82 100           | 83 800         |
| 8 or more rooms -----   | 1 726           | —                  | 17                   | 18                   | 27                   | 65                   | 42                   | 251                  | 366                  | 680                    | 260               | 105 000          | 113 500        |
| <b>Median</b> -----   | <b>7.4</b>      | <b>6.6</b>         | <b>7.5</b>           | <b>8.1</b>           | <b>6.4</b>           | <b>6.6</b>           | <b>6.1</b>           | <b>6.7</b>           | <b>7.3</b>           | <b>8.2</b>             | <b>8.5+</b>       | <b>...</b>       | <b>...</b>     |
| <b>BEDROOMS</b>   |                 |                    |                      |                      |                      |                      |                      |                      |                      |                        |                   |                  |                |
| None -----  | —               | —                  | —                    | —                    | —                    | —                    | —                    | —                    | —                    | —                      | —                 | —                | —              |
| 1 -----   | 46              | —                  | —                    | —                    | 6                    | —                    | 10                   | 12                   | 5                    | 13                     | —                 | 67 900           | 76 000         |
| 2 -----   | 235             | —                  | 12                   | —                    | 18                   | 26                   | 58                   | 85                   | 30                   | 6                      | —                 | 60 600           | 60 900         |
| 3 -----   | 1 439           | 11                 | 12                   | 11                   | 49                   | 115                  | 106                  | 478                  | 437                  | 164                    | 56                | 78 400           | 81 000         |
| 4 -----   | 1 525           | —                  | 10                   | 6                    | 30                   | 55                   | 58                   | 315                  | 344                  | 588                    | 119               | 97 300           | 102 600        |
| 5 or more -----   | 349             | —                  | —                    | 12                   | —                    | 20                   | 16                   | 19                   | 58                   | 98                     | 126               | 129 400          | 140 900        |
| <b>YEAR STRUCTURE BUILT</b>   |                 |                    |                      |                      |                      |                      |                      |                      |                      |                        |                   |                  |                |
| 1975 to March 1980 -----  | 639             | —                  | —                    | —                    | —                    | —                    | —                    | 80                   | 171                  | 263                    | 125               | 111 000          | 123 500        |
| 1970 to 1974 -----  | 422             | —                  | —                    | 7                    | —                    | —                    | 7                    | 95                   | 90                   | 179                    | 44                | 102 900          | 114 300        |
| 1960 to 1969 -----  | 867             | 6                  | 5                    | —                    | 6                    | 21                   | 54                   | 163                  | 329                  | 241                    | 42                | 91 500           | 96 000         |
| 1950 to 1959 -----  | 931             | —                  | 6                    | —                    | 40                   | 56                   | 56                   | 335                  | 239                  | 132                    | 67                | 78 700           | 87 000         |
| 1940 to 1949 -----  | 240             | —                  | 12                   | —                    | 20                   | 29                   | 39                   | 115                  | 9                    | 11                     | 5                 | 62 400           | 62 900         |
| 1939 or earlier -----   | 495             | 5                  | 11                   | 22                   | 37                   | 110                  | 92                   | 121                  | 36                   | 43                     | 18                | 56 700           | 67 900         |
| <b>HOUSEHOLD INCOME IN 1979</b>   |                 |                    |                      |                      |                      |                      |                      |                      |                      |                        |                   |                  |                |
| Less than \$5,000 -----   | 87              | —                  | —                    | —                    | —                    | 8                    | 13                   | 21                   | 13                   | 26                     | 6                 | 82 100           | 91 200         |
| \$5,000 to \$9,999 -----  | 87              | —                  | —                    | 6                    | 12                   | 22                   | 8                    | 5                    | 27                   | —                      | 7                 | 52 200           | 68 100         |
| \$10,000 to \$12,499 -----  | 38              | —                  | —                    | —                    | —                    | 7                    | —                    | 11                   | 6                    | —                      | —                 | 44 500           | 58 000         |
| \$12,500 to \$14,999 -----  | 36              | —                  | —                    | —                    | —                    | 7                    | —                    | 18                   | —                    | —                      | —                 | 69 200           | 90 600         |
| \$15,000 to \$19,999 -----  | 234             | —                  | 6                    | —                    | 21                   | 18                   | 44                   | 59                   | 50                   | 23                     | 13                | 71 200           | 78 200         |
| \$20,000 to \$24,999 -----  | 353             | 5                  | 10                   | 11                   | 19                   | 23                   | 22                   | 111                  | 69                   | 71                     | 12                | 76 700           | 82 500         |
| \$25,000 to \$34,999 -----  | 955             | 6                  | 18                   | —                    | 27                   | 74                   | 77                   | 360                  | 224                  | 128                    | 41                | 76 500           | 81 700         |
| \$35,000 to \$49,999 -----  | 1 095           | —                  | —                    | —                    | 24                   | 26                   | 67                   | 250                  | 343                  | 320                    | 60                | 92 800           | 96 200         |
| \$50,000 or more -----  | 709             | —                  | —                    | 7                    | —                    | 17                   | 17                   | 74                   | 142                  | 294                    | 158               | 116 000          | 126 900        |
| <b>Median</b> -----   | <b>\$35 049</b> | <b>\$27 708</b>    | <b>\$25 208</b>      | <b>\$21 932</b>      | <b>\$24 792</b>      | <b>\$26 071</b>      | <b>\$29 107</b>      | <b>\$30 345</b>      | <b>\$36 191</b>      | <b>\$40 654</b>        | <b>\$51 819</b>   | <b>...</b>       | <b>...</b>     |
| <b>Mean</b> -----   | <b>\$38 608</b> | <b>\$25 790</b>    | <b>\$24 455</b>      | <b>\$34 556</b>      | <b>\$26 123</b>      | <b>\$26 235</b>      | <b>\$30 336</b>      | <b>\$31 820</b>      | <b>\$37 374</b>      | <b>\$46 672</b>        | <b>\$61 838</b>   | <b>...</b>       | <b>...</b>     |
| <b>MORTGAGE STATUS AND SELECTED MONTHLY OWNER COSTS AS PERCENTAGE OF HOUSEHOLD INCOME IN 1979</b> |                 |                    |                      |                      |                      |                      |                      |                      |                      |                        |                   |                  |                |
| <b>With a mortgage</b> -----  | <b>3 323</b>    | <b>6</b>           | <b>34</b>            | <b>7</b>             | <b>91</b>            | <b>160</b>           | <b>238</b>           | <b>852</b>           | <b>836</b>           | <b>826</b>             | <b>273</b>        | <b>86 400</b>    | <b>95 800</b>  |
| Less than 15 percent -----  | 553             | —                  | 18                   | 7                    | 24                   | 20                   | 48                   | 122                  | 124                  | 134                    | 56                | 83 800           | 95 200         |
| 15 to 19 percent -----  | 678             | 6                  | 5                    | —                    | 15                   | 38                   | 39                   | 200                  | 157                  | 173                    | 45                | 85 100           | 93 300         |
| 20 to 24 percent -----  | 740             | —                  | 11                   | —                    | 18                   | 44                   | 61                   | 178                  | 221                  | 183                    | 24                | 87 500           | 89 600         |
| 25 to 29 percent -----  | 537             | —                  | —                    | —                    | 6                    | 5                    | 28                   | 164                  | 166                  | 135                    | 33                | 87 100           | 96 900         |
| 30 to 34 percent -----  | 315             | —                  | —                    | —                    | 20                   | 16                   | 29                   | 75                   | 60                   | 83                     | 32                | 84 900           | 96 900         |
| 35 percent or more -----  | 495             | —                  | —                    | —                    | 8                    | 37                   | 33                   | 113                  | 108                  | 113                    | 83                | 91 100           | 107 200        |
| Not computed -----  | 5               | —                  | —                    | —                    | —                    | —                    | —                    | —                    | —                    | 5                      | —                 | 112 500          | 112 500        |
| <b>Median</b> -----   | <b>22.9</b>     | <b>17.5</b>        | <b>10—</b>           | <b>10—</b>           | <b>21.8</b>          | <b>22.5</b>          | <b>22.6</b>          | <b>22.9</b>          | <b>23.1</b>          | <b>22.8</b>            | <b>26.7</b>       | <b>...</b>       | <b>...</b>     |
| <b>Not mortgaged</b> -----  | <b>271</b>      | <b>5</b>           | <b>—</b>             | <b>22</b>            | <b>12</b>            | <b>56</b>            | <b>10</b>            | <b>57</b>            | <b>38</b>            | <b>43</b>              | <b>28</b>         | <b>70 700</b>    | <b>80 000</b>  |
| Less than 10 percent -----  | 105             | 5                  | —                    | 6                    | —                    | 14                   | 4                    | 30                   | 13                   | 18                     | 15                | 73 200           | 90 000         |
| 10 to 14 percent -----  | 40              | —                  | —                    | 5                    | —                    | 12                   | —                    | 4                    | 6                    | 13                     | —                 | 68 800           | 71 500         |
| 15 to 19 percent -----  | 24              | —                  | —                    | 5                    | —                    | —                    | —                    | —                    | 13                   | 6                      | —                 | 88 800           | 86 900         |
| 20 to 24 percent -----  | 12              | —                  | —                    | —                    | —                    | —                    | —                    | 12                   | —                    | —                      | —                 | 75 000           | 75 000         |
| 25 to 29 percent -----  | 6               | —                  | —                    | 6                    | —                    | —                    | —                    | —                    | —                    | —                      | —                 | 26 300           | 26 300         |
| 30 to 34 percent -----  | 11              | —                  | —                    | —                    | 5                    | —                    | —                    | —                    | 6                    | —                      | —                 | 80 800           | 61 100         |
| 35 percent or more -----  | 67              | —                  | —                    | —                    | 7                    | 30                   | 6                    | 11                   | —                    | —                      | 13                | 49 200           | 73 000         |
| Not computed -----  | 6               | —                  | —                    | —                    | —                    | —                    | —                    | —                    | —                    | 6                      | —                 | 112 500          | 112 500        |
| <b>Median</b> -----   | <b>13.4</b>     | <b>10—</b>         | <b>—</b>             | <b>15.0</b>          | <b>50+</b>           | <b>40.7</b>          | <b>50+</b>           | <b>10—</b>           | <b>15.0</b>          | <b>10.2</b>            | <b>10—</b>        | <b>...</b>       | <b>...</b>     |
| <b>SELECTED CHARACTERISTICS</b>   |                 |                    |                      |                      |                      |                      |                      |                      |                      |                        |                   |                  |                |
| <b>Complete plumbing for exclusive use</b> -----  | <b>3 594</b>    | <b>11</b>          | <b>34</b>            | <b>29</b>            | <b>103</b>           | <b>216</b>           | <b>248</b>           | <b>909</b>           | <b>874</b>           | <b>869</b>             | <b>301</b>        | <b>85 500</b>    | <b>94 600</b>  |
| 1.01 or more persons per room -----   | 134             | —                  | —                    | —                    | 15                   | 12                   | 41                   | 37                   | 14                   | 12                     | 3                 | 59 000           | 66 500         |
| <b>Lacking complete plumbing for exclusive use</b> -----  | <b>—</b>        | <b>—</b>           | <b>—</b>             | <b>—</b>             | <b>—</b>             | <b>—</b>             | <b>—</b>             | <b>—</b>             | <b>—</b>             | <b>—</b>               | <b>—</b>          | <b>—</b>         | <b>—</b>       |
| 1.01 or more persons per room -----   | —               | —                  | —                    | —                    | —                    | —                    | —                    | —                    | —                    | —                      | —                 | —                | —              |
| <b>Heating equipment</b> -----  | <b>3 594</b>    | <b>11</b>          | <b>34</b>            | <b>29</b>            | <b>103</b>           | <b>216</b>           | <b>248</b>           | <b>909</b>           | <b>874</b>           | <b>869</b>             | <b>301</b>        | <b>85 500</b>    | <b>94 600</b>  |
| Central heating system -----  | 3 492           | 11                 | 22                   | 23                   | 96                   | 197                  | 248                  | 891                  | 859                  | 851                    |                   |                  |                |



Table A—48. Gross Rent of Renter-Occupied Housing Units With an Asian or Pacific Islander Householder: 1980

[Data are estimates based on a sample, see Introduction. For meaning of symbols, see Introduction. For definitions of terms, see appendixes A and 8]

| The SMSA  | Total        | Less than \$100 | \$100 to \$149 | \$150 to \$199 | \$200 to \$249 | \$250 to \$299 | \$300 to \$349 | \$350 to \$399 | \$400 to \$499 | \$500 or more | No cash rent | Median (dollars) |
|---|--------------|-----------------|----------------|----------------|----------------|----------------|----------------|----------------|----------------|---------------|--------------|------------------|
| <b>Specified renter-occupied housing units</b> .....                      | <b>3 609</b> | <b>66</b>       | <b>145</b>     | <b>298</b>     | <b>521</b>     | <b>778</b>     | <b>781</b>     | <b>430</b>     | <b>351</b>     | <b>215</b>    | <b>24</b>    | <b>299</b>       |
| <b>HOUSEHOLD TYPE AND AGE OF HOUSEHOLDER</b>                              |              |                 |                |                |                |                |                |                |                |               |              |                  |
| Married-couple families.....  | 2 127        | 18              | 39             | 67             | 222            | 521            | 506            | 284            | 277            | 174           | 19           | 318              |
| 15 to 24 years.....   | 39           | —               | —              | —              | 18             | —              | 8              | —              | 6              | —             | —            | 309              |
| 25 to 34 years.....   | 1 025        | —               | 22             | 41             | 103            | 250            | 289            | 122            | 138            | 56            | 4            | 316              |
| 35 to 44 years.....   | 734          | —               | —              | 26             | 58             | 162            | 152            | 120            | 100            | 104           | 12           | 338              |
| 45 to 64 years.....   | 247          | —               | 11             | —              | 21             | 88             | 51             | 31             | 33             | 9             | 3            | 302              |
| 65 years and over.....  | 82           | 18              | 6              | —              | 22             | 21             | 6              | 4              | —              | —             | —            | 244              |
| Male householder, no wife present.....                                    | 696          | 26              | 43             | 99             | 88             | 142            | 143            | 79             | 50             | 5             | 5            | 284              |
| 15 to 24 years.....   | 83           | —               | —              | 12             | 8              | —              | 13             | 9              | 13             | —             | —            | 291              |
| 25 to 34 years.....   | 377          | —               | 27             | 30             | 50             | 85             | 74             | 56             | 29             | 21            | 5            | 297              |
| 35 to 44 years.....   | 116          | —               | 6              | 16             | 7              | 22             | 43             | 14             | 8              | —             | —            | 308              |
| 45 to 64 years.....   | 70           | —               | —              | 34             | 16             | 7              | 13             | —              | —              | —             | —            | 204              |
| 65 years and over.....  | 50           | 26              | 10             | —              | 7              | —              | —              | —              | —              | —             | —            | 89               |
| Female householder, no husband present.....                               | 786          | 22              | 63             | 132            | 211            | 115            | 132            | 67             | 24             | 20            | —            | 239              |
| 15 to 24 years.....   | 42           | —               | —              | —              | 22             | —              | 13             | 7              | —              | —             | —            | 224              |
| 25 to 34 years.....   | 444          | —               | 63             | 90             | 113            | 42             | 75             | 45             | 5              | 11            | —            | 232              |
| 35 to 44 years.....   | 119          | —               | —              | 16             | 29             | 36             | 27             | —              | —              | —             | —            | 266              |
| 45 to 64 years.....   | 116          | 5               | —              | 18             | 41             | 30             | 5              | 8              | 6              | 4             | —            | 243              |
| 65 years and over.....  | 65           | 17              | —              | 10             | 6              | 7              | 12             | —              | 6              | —             | —            | 248              |
| Median age.....   | 34.1         | 75.9            | 30.9           | 33.7           | 33.0           | 34.7           | 33.5           | 34.0           | 34.3           | 36.4          | 36.3         | ...              |
| <b>YEAR HOUSEHOLDER MOVED INTO UNIT</b>                                   |              |                 |                |                |                |                |                |                |                |               |              |                  |
| 1979 to March 1980.....   | 1 499        | 40              | 64             | 71             | 193            | 231            | 352            | 210            | 183            | 138           | 17           | 320              |
| 1975 to 1978.....   | 1 534        | —               | 47             | 134            | 213            | 380            | 340            | 194            | 153            | 73            | —            | 299              |
| 1970 to 1974.....   | 410          | 5               | 34             | 49             | 72             | 115            | 89             | 20             | 15             | 4             | 7            | 268              |
| 1960 to 1969.....   | 111          | 21              | —              | 2              | 37             | 45             | —              | 6              | —              | —             | —            | 245              |
| 1959 or earlier.....  | 55           | —               | —              | 42             | 6              | 7              | —              | —              | —              | —             | —            | 178              |
| <b>ROOMS</b>  |              |                 |                |                |                |                |                |                |                |               |              |                  |
| 1 room.....   | 353          | 11              | 90             | 71             | 102            | 46             | 33             | —              | —              | —             | —            | 202              |
| 2 rooms.....  | 510          | 26              | 18             | 65             | 130            | 130            | 84             | 31             | 19             | 7             | —            | 257              |
| 3 rooms.....  | 962          | 24              | 17             | 83             | 178            | 242            | 262            | 108            | 40             | 3             | 5            | 285              |
| 4 rooms.....  | 1 033        | 5               | 20             | 79             | 83             | 260            | 265            | 147            | 143            | 28            | 3            | 313              |
| 5 rooms.....  | 524          | —               | —              | —              | 19             | 72             | 131            | 131            | 111            | 60            | —            | 365              |
| 6 rooms.....  | 130          | —               | —              | —              | 9              | 28             | 6              | 8              | 21             | 58            | —            | 467              |
| 7 or more rooms.....  | 97           | —               | —              | —              | —              | —              | —              | 5              | 17             | 59            | 16           | 500+             |
| Median.....   | 3.5          | 2.3             | 1.3            | 2.7            | 2.7            | 3.4            | 3.5            | 4.0            | 4.3            | 5.7           | 8.0          | ...              |
| <b>PLUMBING FACILITIES BY PERSONS PER ROOM AND POVERTY STATUS IN 1979</b> |              |                 |                |                |                |                |                |                |                |               |              |                  |
| <b>All income levels in 1979</b> .....                                    | <b>3 609</b> | <b>66</b>       | <b>145</b>     | <b>298</b>     | <b>521</b>     | <b>778</b>     | <b>781</b>     | <b>430</b>     | <b>351</b>     | <b>215</b>    | <b>24</b>    | <b>299</b>       |
| Complete plumbing for exclusive use.....                                  | 3 522        | 60              | 139            | 292            | 514            | 759            | 755            | 425            | 339            | 215           | 24           | 299              |
| 0.50 or less.....   | 1 089        | 32              | 22             | 117            | 160            | 205            | 224            | 145            | 124            | 45            | 15           | 300              |
| 0.51 to 1.00.....   | 1 775        | 28              | 94             | 142            | 243            | 351            | 362            | 209            | 191            | 146           | 9            | 303              |
| 1.01 to 1.50.....   | 400          | —               | —              | —              | 52             | 109            | 50             | 13             | 24             | —             | —            | 299              |
| 1.51 or more.....   | 258          | —               | 23             | 33             | 59             | 51             | 60             | 21             | 11             | —             | —            | 262              |
| Lacking complete plumbing for exclusive use.....                          | 87           | 6               | 6              | 6              | 7              | 19             | 26             | 5              | 12             | —             | —            | 299              |
| 0.50 or less.....   | 19           | —               | —              | 6              | —              | —              | 6              | —              | 7              | —             | —            | 329              |
| 0.51 to 1.00.....   | 44           | 6               | 6              | —              | —              | 19             | 8              | 5              | —              | —             | —            | 281              |
| 1.01 to 1.50.....   | 19           | —               | —              | —              | 7              | —              | 12             | —              | —              | —             | —            | 310              |
| 1.51 or more.....   | 5            | —               | —              | —              | —              | —              | —              | —              | 5              | —             | —            | 450              |
| <b>Income in 1979 below poverty level</b> .....                           | <b>419</b>   | <b>38</b>       | <b>16</b>      | <b>66</b>      | <b>78</b>      | <b>56</b>      | <b>79</b>      | <b>35</b>      | <b>30</b>      | <b>12</b>     | <b>9</b>     | <b>255</b>       |
| Complete plumbing for exclusive use.....                                  | 401          | 32              | 10             | 66             | 78             | 56             | 73             | 35             | 30             | 12            | 9            | 257              |
| 1.01 or more persons per room.....  | 66           | —               | —              | —              | 22             | 11             | 15             | —              | 13             | 5             | —            | 287              |
| Lacking complete plumbing for exclusive use.....                          | 18           | 6               | 6              | —              | —              | —              | 6              | —              | —              | —             | —            | 145              |
| 1.01 or more persons per room.....  | —            | —               | —              | —              | —              | —              | —              | —              | —              | —             | —            | —                |
| <b>BEDROOMS</b>   |              |                 |                |                |                |                |                |                |                |               |              |                  |
| None.....   | 416          | 11              | 102            | 85             | 115            | 51             | 33             | —              | 19             | —             | —            | 204              |
| 1.....  | 1 657        | 50              | 43             | 167            | 311            | 442            | 412            | 168            | 49             | 10            | 5            | 275              |
| 2.....  | 1 238        | 5               | —              | 41             | 89             | 247            | 310            | 214            | 244            | 85            | 3            | 338              |
| 3.....  | 250          | —               | —              | 5              | 6              | 38             | 26             | 48             | 32             | 91            | 4            | 400              |
| 4.....  | 33           | —               | —              | —              | —              | —              | —              | —              | 7              | 19            | 7            | 500+             |
| 5 or more.....  | 15           | —               | —              | —              | —              | —              | —              | —              | 10             | 10            | 5            | 500+             |
| <b>UNITS IN STRUCTURE</b>   |              |                 |                |                |                |                |                |                |                |               |              |                  |
| 1, detached or attached.....  | 270          | —               | —              | 5              | 17             | 6              | 36             | 22             | 50             | 118           | 16           | 482              |
| 2.....  | 402          | —               | 22             | 40             | 28             | 61             | 82             | 71             | 46             | 47            | 5            | 329              |
| 3 and 4.....  | 468          | 5               | 5              | 56             | 33             | 150            | 119            | 56             | 44             | —             | —            | 296              |
| 5 to 9.....   | 225          | —               | 18             | 12             | 25             | 58             | 80             | 23             | 9              | —             | —            | 300              |
| 10 to 49.....   | 1 325        | 13              | 11             | 66             | 208            | 373            | 308            | 179            | 129            | 35            | 3            | 299              |
| 50 or more.....   | 909          | 48              | 89             | 119            | 200            | 130            | 156            | 79             | 73             | 15            | —            | 250              |
| Mobile home or trailer, etc.....  | 10           | —               | —              | —              | 10             | —              | —              | —              | —              | —             | —            | 213              |
| <b>YEAR STRUCTURE BUILT</b>   |              |                 |                |                |                |                |                |                |                |               |              |                  |
| 1975 to March 1980.....   | 169          | 22              | 11             | —              | —              | 11             | 31             | 15             | 55             | 24            | —            | 382              |
| 1970 to 1974.....   | 211          | —               | 4              | —              | 26             | 26             | 65             | 44             | 32             | 14            | —            | 338              |
| 1960 to 1969.....   | 1 175        | 20              | 44             | 41             | 135            | 284            | 303            | 217            | 101            | 25            | 5            | 310              |
| 1950 to 1959.....   | 699          | 6               | 64             | 45             | 145            | 143            | 131            | 35             | 55             | 68            | 7            | 285              |
| 1940 to 1949.....   | 453          | 18              | 6              | 68             | 38             | 90             | 106            | 68             | 26             | 30            | 3            | 302              |
| 1939 or earlier.....  | 902          | —               | 16             | 144            | 177            | 224            | 145            | 51             | 82             | 54            | 9            | 274              |
| <b>STORIES IN STRUCTURE</b>   |              |                 |                |                |                |                |                |                |                |               |              |                  |
| 1 to 3.....   | 2 742        | 18              | 49             | 151            | 292            | 634            | 675            | 393            | 291            | 215           | 24           | 316              |
| 4 or more.....  | 867          | 48              | 96             | 147            | 229            | 144            | 106            | 37             | 60             | —             | —            | 231              |
| With elevator.....  | 743          | 48              | 96             | 119            | 198            | 107            | 78             | 37             | 60             | —             | —            | 225              |
| <b>GROSS RENT AS PERCENTAGE OF HOUSEHOLD INCOME IN 1979</b>               |              |                 |                |                |                |                |                |                |                |               |              |                  |
| Less than 15 percent.....   | 1 157        | 18              | 116            | 109            | 158            | 326            | 259            | 122            | 31             | 18            | ...          | 281              |
| 15 to 19 percent.....   | 879          | 16              | 7              | 75             | 135            | 217            | 161            | 108            | 109            | 51            | ...          | 297              |
| 20 to 24 percent.....   | 443          | 16              | 6              | 24             | 79             | 79             | 87             | 47             | 81             | 24            | ...          | 310              |
| 25 to 29 percent.....   | 223          | 10              | —              | 14             | 16             | 33             | 56             | 31             | 43             | 20            | ...          | 334              |
| 30 to 34 percent.....   | 197          | 6               | —              | 25             | 28             | 21             | 41             | 28             | 13             | 35            | ...          | 323              |
| 35 to 49 percent.....   | 251          | —               | 10             | 6              | 48             | 25             | 67             | 52             | 22             | 21            | ...          | 327              |
| 50 percent or more.....   | 375          | —               | —              | 38             | 46             | 66             | 89             | 38             | 52             | 46            | ...          | 321              |
| Not computed.....   | 84           | —               | 6              | 7              | 11             | 21             | 4              | —              | —              | —             | 24           | 264              |
| Median.....   | 18.4         | 19.7            | 10—            | 17.4           | 18.6           | 16.3           | 18.8           | 19.2           | 22.2           | 28.6          | ...          | ...              |
| <b>SELECTED CHARACTERISTICS</b>   |              |                 |                |                |                |                |                |                |                |               |              |                  |
| Heating equipment.....  | 3 602        | 66              | 145            | 298            | 514            | 778            | 781            | 430            | 351            | 215           | 24           | 299              |
| Central heating system.....   | 3 393        | 66              | 140            | 265            | 488            | 705            | 746            | 421            | 332            | 211           | 19           | 302              |
| Air conditioning.....   | 2 382        | 5               | 92             | 117            | 320            | 535            | 567            | 338            | 249            | 144           | 15           | 310              |
| Central system.....   | 409          | 5               | 23             | 12             | 68             | 56             | 53             | 61             | 71             | 48            | 12           | 333              |

Table A — 49. **Income and Poverty Status in 1979 of Owner-Occupied Housing Units With an Asian or Pacific Islander Householder: 1980**

(Data are estimates based on a sample, see Introduction. For meaning of symbols, see Introduction. For definitions of terms, see appendixes A and 8.)

**The SMSA**

**Owner-occupied housing units**

**HOUSEHOLD TYPE AND AGE OF HOUSEHOLDER**

|   |       |      |      |      |      |      |      |       |       |      |        |        |      |
|---|-------|------|------|------|------|------|------|-------|-------|------|--------|--------|------|
| <b>Married-couple families</b>                | 3 837 | 64   | 38   | 62   | 21   | 215  | 391  | 1 086 | 1 180 | 780  | 35 283 | 39 810 | 72   |
| 15 to 24 years                                | 3     | —    | —    | —    | —    | —    | 3    | —     | —     | —    | 21 250 | 21 155 | —    |
| 25 to 34 years                                | 986   | 36   | 12   | 17   | —    | 50   | 147  | 344   | 279   | 101  | 31 400 | 33 823 | 36   |
| 35 to 44 years                                | 1 875 | 16   | 13   | 24   | 10   | 97   | 161  | 467   | 654   | 433  | 36 714 | 41 905 | 24   |
| 45 to 64 years                                | 887   | 6    | 5    | 15   | 11   | 56   | 65   | 254   | 235   | 240  | 36 399 | 43 500 | 6    |
| 65 years and over                             | 86    | 6    | 8    | 6    | —    | 12   | 15   | 21    | 12    | 6    | 23 333 | 25 364 | 6    |
| <b>Male householder, no wife present</b>      | 148   | 13   | 7    | 6    | 19   | 9    | 17   | 55    | 16    | 6    | 25 221 | 23 287 | 20   |
| 15 to 24 years                                | —     | —    | —    | —    | —    | —    | —    | —     | —     | —    | —      | —      | —    |
| 25 to 34 years                                | 64    | —    | 7    | —    | 14   | 9    | 11   | 23    | —     | —    | 20 455 | 18 955 | 7    |
| 35 to 44 years                                | 19    | —    | —    | —    | —    | —    | 6    | 13    | —     | —    | 26 094 | 25 475 | —    |
| 45 to 64 years                                | 41    | —    | —    | 6    | 5    | —    | —    | 19    | 11    | —    | 26 979 | 25 494 | —    |
| 65 years and over                             | 24    | 13   | —    | —    | —    | —    | —    | —     | 5     | 6    | 4 808  | 29 338 | 13   |
| <b>Female householder, no husband present</b> | 327   | 54   | 71   | 6    | 11   | 53   | 25   | 40    | 33    | 34   | 16 920 | 21 515 | 37   |
| 15 to 24 years                                | 14    | 6    | —    | —    | —    | 8    | —    | —     | —     | —    | 17 813 | 10 731 | 6    |
| 25 to 34 years                                | 61    | 8    | 15   | —    | —    | 7    | 6    | 12    | 7     | 6    | 20 208 | 24 026 | 8    |
| 35 to 44 years                                | 76    | —    | 21   | 6    | 4    | 13   | —    | 6     | 26    | —    | 16 750 | 22 910 | 7    |
| 45 to 64 years                                | 57    | —    | —    | —    | —    | 12   | —    | 22    | —     | —    | 10 255 | 26 919 | 7    |
| 65 years and over                             | 119   | 33   | 35   | —    | 7    | 13   | 13   | —     | —     | —    | 18 882 | 18 017 | 9    |
| <b>Median age</b>                             | 39.7  | 39.8 | 40.8 | 40.0 | 43.8 | 40.2 | 38.4 | 38.9  | 39.5  | 41.4 | ...    | ...    | 37.0 |

**YEAR HOUSEHOLDER MOVED INTO UNIT**

|                    |       |    |    |    |    |     |     |     |     |     |        |        |    |
|--------------------|-------|----|----|----|----|-----|-----|-----|-----|-----|--------|--------|----|
| 1979 to March 1980 | 1 072 | 32 | 18 | 11 | 21 | 46  | 127 | 316 | 315 | 186 | 33 476 | 37 391 | 44 |
| 1975 to 1978       | 1 859 | 30 | 30 | 30 | 21 | 122 | 212 | 575 | 531 | 308 | 33 228 | 36 893 | 40 |
| 1970 to 1974       | 794   | 31 | 19 | 12 | 9  | 59  | 35  | 203 | 251 | 175 | 36 041 | 41 978 | 12 |
| 1960 to 1969       | 389   | 21 | 6  | 15 | —  | 24  | 43  | 61  | 107 | 112 | 37 014 | 39 567 | 21 |
| 1959 or earlier    | 198   | 17 | 43 | 6  | —  | 26  | 16  | 26  | 25  | 39  | 23 125 | 29 506 | 12 |

**SELECTED CHARACTERISTICS**

|  |       |     |     |     |     |     |     |       |       |     |        |        |     |
|--|-------|-----|-----|-----|-----|-----|-----|-------|-------|-----|--------|--------|-----|
| <b>Complete plumbing for exclusive use</b>         | 4 304 | 131 | 116 | 74  | 51  | 277 | 428 | 1 178 | 1 229 | 820 | 33 927 | 37 881 | 129 |
| 1.01 or more persons per room                      | 220   | —   | —   | 3   | —   | 33  | 36  | 64    | 48    | 36  | 29 569 | 34 819 | 3   |
| <b>Lacking complete plumbing for exclusive use</b> | 5     | —   | —   | —   | —   | —   | 5   | 3     | —     | —   | 22 000 | 24 254 | —   |
| 1.01 or more persons per room                      | 4 306 | 131 | 116 | 68  | 51  | 277 | 433 | 1 181 | 1 229 | 820 | 33 917 | 37 894 | 129 |
| <b>Heating equipment</b>                           | 4 141 | 131 | 108 | 54  | 51  | 264 | 401 | 1 127 | 1 210 | 795 | 34 301 | 38 175 | 126 |
| Central heating system                             | 3 364 | 103 | 79  | 38  | 25  | 217 | 259 | 867   | 1 068 | 708 | 35 757 | 39 859 | 103 |
| <b>Air conditioning</b>                            | 1 501 | 62  | 22  | 19  | 18  | 75  | 61  | 311   | 511   | 422 | 38 272 | 45 352 | 58  |
| Central system                                     | 4 223 | 89  | 101 | 53  | 51  | 271 | 428 | 1 181 | 1 229 | 820 | 34 339 | 38 491 | 100 |
| <b>Vehicles available</b>                          | 1 046 | 54  | 51  | 15  | 28  | 132 | 140 | 279   | 229   | 118 | 28 409 | 30 334 | 53  |
| 2 or more  | 3 177 | 35  | 50  | 38  | 23  | 139 | 288 | 902   | 1 000 | 702 | 35 931 | 41 176 | 47  |
| <b>House heating fuel</b>                          | 4 306 | 131 | 116 | 68  | 51  | 277 | 433 | 1 181 | 1 229 | 820 | 33 917 | 37 894 | 129 |
| Utility gas  | 2 752 | 61  | 62  | 32  | 19  | 143 | 270 | 704   | —     | 538 | 35 598 | 39 417 | 68  |
| Battled, tank, or LP gas                           | —     | —   | —   | —   | —   | —   | —   | —     | —     | —   | —      | —      | —   |
| Electricity  | 92    | 4   | —   | —   | —   | 5   | 7   | 27    | 19    | 30  | 37 854 | 41 663 | 4   |
| Fuel oil, kerosene, etc.                           | 1 462 | 66  | 54  | 36  | 32  | 129 | 156 | 431   | 306   | 252 | 30 046 | 34 791 | 57  |
| Other  | —     | —   | —   | —   | —   | —   | —   | —     | —     | —   | —      | —      | —   |
| <b>Median rooms</b>                                | 7.3   | 5.8 | 6.2 | 6.5 | 7.7 | 6.7 | 6.6 | 7.1   | 7.6   | 8.0 | ...    | ...    | 6.2 |

**Specified owner-occupied housing units**

**MORTGAGE STATUS AND SELECTED MONTHLY OWNER COSTS**

|                        |        |       |       |       |        |        |       |       |        |        |         |        |        |
|------------------------|--------|-------|-------|-------|--------|--------|-------|-------|--------|--------|---------|--------|--------|
| <b>With a mortgage</b> | 3 323  | 55    | 36    | 32    | 29     | 214    | 324   | 923   | 1 058  | 652    | 35 355  | 39 165 | 58     |
| Less than \$200        | 25     | —     | —     | —     | —      | —      | —     | 25    | —      | —      | 27 679  | 28 019 | —      |
| \$200 to \$249         | 8      | —     | —     | —     | —      | —      | —     | 8     | —      | —      | 28 750  | 29 660 | —      |
| \$250 to \$299         | 11     | —     | —     | —     | —      | 5      | —     | —     | —      | 6      | 75 000+ | 36 684 | —      |
| \$300 to \$349         | 50     | —     | —     | —     | —      | 17     | 5     | 8     | 12     | 8      | 31 599  | 31 588 | —      |
| \$350 to \$399         | 134    | 5     | —     | —     | —      | 42     | 34    | 40    | 13     | 28 553 | 35 244  | 5      |        |
| \$400 to \$499         | 426    | 13    | 7     | 21    | —      | 36     | 60    | 97    | 123    | 69     | 29 878  | 34 476 | 13     |
| \$500 to \$599         | 861    | 17    | 21    | 6     | 6      | 66     | 110   | 292   | 248    | 95     | 30 525  | 33 790 | 20     |
| \$600 to \$749         | 834    | 7     | 8     | 5     | 7      | 63     | 64    | 268   | 287    | 125    | 33 972  | 37 111 | 7      |
| \$750 or more          | 974    | 13    | —     | —     | 16     | 27     | 43    | 191   | 348    | 336    | 36 977  | 49 049 | 13     |
| <b>Median</b>          | \$626  | \$556 | \$552 | \$488 | \$750+ | \$574  | \$550 | \$599 | \$655  | \$750+ | ...     | ...    | \$555  |
| <b>Not mortgaged</b>   | 271    | 32    | 51    | 6     | 7      | 20     | 29    | 32    | 37     | 57     | 23 681  | 31 775 | 36     |
| Less than \$50         | 6      | —     | —     | —     | —      | —      | 6     | —     | —      | —      | 21 250  | 20 005 | —      |
| \$50 to \$74           | —      | —     | —     | —     | —      | —      | —     | —     | —      | —      | —       | —      | —      |
| \$75 to \$99           | —      | —     | —     | —     | —      | —      | —     | —     | —      | —      | —       | —      | —      |
| \$100 to \$124         | —      | —     | —     | —     | —      | —      | —     | —     | —      | —      | —       | —      | —      |
| \$125 to \$149         | 5      | —     | —     | —     | —      | —      | 5     | —     | —      | —      | 23 750  | 23 685 | —      |
| \$150 to \$199         | 31     | 14    | 6     | 6     | —      | —      | —     | —     | —      | 5      | 8 125   | 20 554 | 6      |
| \$200 to \$249         | 88     | 6     | 23    | —     | —      | 6      | 7     | 27    | 12     | 7      | 26 250  | 25 786 | 11     |
| \$250 or more          | 141    | 12    | 22    | —     | 7      | 14     | 11    | 5     | 25     | 45     | 29 750  | 38 767 | 19     |
| <b>Median</b>          | \$250+ | \$217 | \$242 | \$175 | \$250+ | \$250+ | \$225 | \$230 | \$250+ | \$250+ | ...     | ...    | \$250+ |

**MORTGAGE STATUS AND SELECTED MONTHLY OWNER COSTS AS PERCENTAGE OF HOUSEHOLD INCOME IN 1979**

|                        |       |     |      |      |      |      |      |      |       |      |        |        |     |
|------------------------|-------|-----|------|------|------|------|------|------|-------|------|--------|--------|-----|
| <b>With a mortgage</b> | 3 323 | 55  | 36   | 32   | 29   | 214  | 324  | 923  | 1 058 | 652  | 35 355 | 39 165 | 58  |
| Less than 15 percent   | 553   | —   | —    | —    | —    | —    | —    | 50   | 165   | 338  | 54 374 | 65 641 | —   |
| 15 to 19 percent       | 678   | —   | —    | —    | —    | 5    | 12   | 125  | 391   | 145  | 39 768 | 43 423 | —   |
| 20 to 24 percent       | 740   | —   | —    | —    | —    | 17   | 78   | 291  | 257   | 97   | 34 385 | 37 075 | —   |
| 25 to 29 percent       | 537   | —   | —    | —    | —    | 8    | 66   | 249  | 156   | 58   | 31 458 | 34 349 | —   |
| 30 to 34 percent       | 315   | —   | —    | —    | —    | 57   | 74   | 125  | 53    | 6    | 27 070 | 28 655 | —   |
| 35 percent or more     | 495   | 50  | 36   | 32   | 29   | 127  | 94   | 83   | 36    | 8    | 18 301 | 19 192 | 53  |
| Not computed           | 5     | 5   | —    | —    | —    | —    | —    | —    | —     | —    | 2500—  | —      | 5   |
| <b>Median</b>          | 22.9  | 50+ | 50+  | 50+  | 50+  | 37.6 | 30.4 | 24.9 | 19.7  | 14.7 | ...    | ...    | 50+ |
| <b>Not mortgaged</b>   | 271   | 32  | 51   | 6    | 7    | 20   | 29   | 32   | 37    | 57   | 23 681 | 31 775 | 36  |
| Less than 10 percent   | 105   | —   | —    | —    | —    | —    | 11   | 11   | 26    | 57   | 51 965 | 58 654 | —   |
| 10 to 14 percent       | 40    | —   | —    | —    | —    | —    | 7    | 16   | 11    | —    | 28 125 | 29 109 | —   |
| 15 to 19 percent       | 24    | —   | —    | —    | —    | 8    | 11   | 5    | —     | —    | 22 000 | 22 119 | —   |
| 20 to 24 percent       | 12    | —   | —    | —    | —    | 6    | —    | —    | —     | —    | 13 750 | 13 845 | —   |
| 25 to 29 percent       | 6     | —   | 6    | —    | —    | —    | —    | —    | —     | —    | 8 750  | 8 680  | —   |
| 30 to 34 percent       | 11    | —   | 11   | —    | —    | —    | —    | —    | —     | —    | 8 750  | 8 737  | —   |
| 35 percent or more     | 67    | 26  | 34   | —    | 7    | —    | —    | —    | —     | —    | 5 721  | 6 608  | 30  |
| Not computed           | 6     | 6   | —    | —    | —    | —    | —    | —    | —     | —    | 2500—  | —      | 6   |
| <b>Median</b>          | 13.4  | 50+ | 45.7 | 22.5 | 45.0 | 17.5 | 12.5 | 11.6 | 10—   | 10—  | ...    | ...    | 50+ |



**Table A — 50. Income and Poverty Status in 1979 of Renter-Occupied Housing Units With an Asian or Pacific Islander Householder: 1980**

(Data are estimates based on a sample, see Introduction. For meaning of symbols, see Introduction. For definitions of terms, see appendixes A and B.)

| The SMSA  | Household income in 1979 |                   |                    |                      |                      |                      |                      |                      |                      |                  |                  | Income in 1979 below poverty level |                |
|---|--------------------------|-------------------|--------------------|----------------------|----------------------|----------------------|----------------------|----------------------|----------------------|------------------|------------------|------------------------------------|----------------|
|   | Total                    | Less than \$5,000 | \$5,000 to \$9,999 | \$10,000 to \$12,499 | \$12,500 to \$14,999 | \$15,000 to \$19,999 | \$20,000 to \$24,999 | \$25,000 to \$34,999 | \$35,000 to \$49,999 | \$50,000 or more | Median (dollars) |                                    | Mean (dollars) |
| <b>Renter-occupied housing units</b> .....                  | <b>3 638</b>             | <b>326</b>        | <b>358</b>         | <b>295</b>           | <b>243</b>           | <b>656</b>           | <b>545</b>           | <b>722</b>           | <b>359</b>           | <b>134</b>       | <b>19 532</b>    | <b>21 320</b>                      | <b>419</b>     |
| <b>HOUSEHOLD TYPE AND AGE OF HOUSEHOLDER</b>                |                          |                   |                    |                      |                      |                      |                      |                      |                      |                  |                  |                                    |                |
| <b>Married-couple families</b> .....                        | <b>2 150</b>             | <b>134</b>        | <b>184</b>         | <b>109</b>           | <b>112</b>           | <b>352</b>           | <b>378</b>           | <b>536</b>           | <b>262</b>           | <b>83</b>        | <b>22 599</b>    | <b>23 226</b>                      | <b>175</b>     |
| 15 to 24 years .....  | 39                       | —                 | 10                 | —                    | —                    | —                    | 16                   | 7                    | 6                    | —                | 22 969           | 22 372                             | —              |
| 25 to 34 years .....  | 1 041                    | 74                | 117                | 51                   | 51                   | 156                  | 198                  | 253                  | 97                   | 44               | 22 055           | 22 301                             | 99             |
| 35 to 44 years .....  | 741                      | 16                | 21                 | 29                   | 61                   | 121                  | 129                  | 215                  | 123                  | 26               | 24 729           | 25 552                             | 37             |
| 45 to 64 years .....  | 247                      | 15                | 8                  | 13                   | —                    | 75                   | 26                   | 61                   | 36                   | 13               | 22 589           | 25 087                             | 15             |
| 65 years and over .....                                     | 82                       | 29                | 28                 | 16                   | —                    | —                    | 9                    | —                    | —                    | —                | 8 182            | 8 752                              | 24             |
| <b>Male householder, no wife present</b> .....              | <b>702</b>               | <b>99</b>         | <b>52</b>          | <b>48</b>            | <b>30</b>            | <b>129</b>           | <b>130</b>           | <b>97</b>            | <b>85</b>            | <b>32</b>        | <b>19 375</b>    | <b>21 652</b>                      | <b>117</b>     |
| 15 to 24 years .....  | 83                       | 30                | —                  | 19                   | —                    | 13                   | 15                   | 6                    | —                    | —                | 11 513           | 12 017                             | 43             |
| 25 to 34 years .....  | 377                      | 26                | 42                 | 22                   | 10                   | 93                   | 37                   | 34                   | 25                   | 19               | 19 598           | 22 723                             | 26             |
| 35 to 44 years .....  | 122                      | 6                 | —                  | —                    | 14                   | 7                    | 10                   | 34                   | 51                   | —                | 29 583           | 29 550                             | 6              |
| 45 to 64 years .....  | 70                       | —                 | 4                  | 7                    | 6                    | 16                   | 11                   | 19                   | —                    | 7                | 20 455           | 24 515                             | 10             |
| 65 years and over .....                                     | 50                       | 37                | 6                  | —                    | —                    | —                    | 7                    | —                    | —                    | —                | 4 189            | 6 289                              | 32             |
| <b>Female householder, no husband present</b> .....         | <b>786</b>               | <b>93</b>         | <b>122</b>         | <b>138</b>           | <b>101</b>           | <b>175</b>           | <b>37</b>            | <b>89</b>            | <b>12</b>            | <b>19</b>        | <b>13 490</b>    | <b>15 811</b>                      | <b>127</b>     |
| 15 to 24 years .....  | 42                       | 13                | 7                  | 14                   | —                    | —                    | —                    | 8                    | —                    | —                | 10 179           | 10 959                             | 27             |
| 25 to 34 years .....  | 444                      | 18                | 64                 | 53                   | 54                   | 143                  | 37                   | 64                   | 6                    | 5                | 16 162           | 17 165                             | 30             |
| 35 to 44 years .....  | 119                      | 29                | 16                 | 33                   | 25                   | 4                    | —                    | 6                    | 6                    | —                | 11 098           | 11 435                             | 34             |
| 45 to 64 years .....  | 116                      | 8                 | 8                  | 32                   | 22                   | 21                   | —                    | 11                   | —                    | 14               | 13 636           | 21 960                             | 13             |
| 65 years and over .....                                     | 65                       | 25                | 27                 | 6                    | —                    | 7                    | —                    | —                    | —                    | —                | 5 893            | 6 738                              | 23             |
| <b>Median age</b> .....                                     | <b>34.1</b>              | <b>35.3</b>       | <b>32.0</b>        | <b>34.2</b>          | <b>35.5</b>          | <b>33.5</b>          | <b>33.2</b>          | <b>34.7</b>          | <b>36.7</b>          | <b>34.1</b>      | ...              | ...                                | <b>34.1</b>    |
| <b>YEAR HOUSEHOLDER MOVED INTO UNIT</b>                     |                          |                   |                    |                      |                      |                      |                      |                      |                      |                  |                  |                                    |                |
| 1979 to March 1980 .....                                    | 1 522                    | 205               | 191                | 145                  | 107                  | 277                  | 199                  | 233                  | 132                  | 33               | 16 859           | 18 501                             | 264            |
| 1975 to 1978 .....  | 1 540                    | 57                | 110                | 96                   | 95                   | 285                  | 262                  | 384                  | 182                  | 69               | 22 301           | 24 035                             | 87             |
| 1970 to 1974 .....  | 410                      | 22                | 18                 | 54                   | 33                   | 67                   | 69                   | 76                   | 39                   | 32               | 20 809           | 24 330                             | 28             |
| 1960 to 1969 .....  | 111                      | 29                | 32                 | —                    | —                    | —                    | 15                   | 29                   | 6                    | —                | 8 625            | 15 395                             | 27             |
| 1959 or earlier .....                                       | 55                       | 13                | 7                  | —                    | 8                    | 27                   | —                    | —                    | —                    | —                | 14 844           | 12 862                             | 13             |
| <b>PLUMBING FACILITIES BY PERSONS PER ROOM</b>              |                          |                   |                    |                      |                      |                      |                      |                      |                      |                  |                  |                                    |                |
| <b>Complete plumbing for exclusive use</b> .....            | <b>3 551</b>             | <b>308</b>        | <b>338</b>         | <b>295</b>           | <b>237</b>           | <b>649</b>           | <b>531</b>           | <b>717</b>           | <b>347</b>           | <b>129</b>       | <b>19 591</b>    | <b>21 369</b>                      | <b>401</b>     |
| 0.50 or less .....  | 1 089                    | 137               | 139                | 88                   | 111                  | 222                  | 150                  | 158                  | 71                   | 13               | 16 268           | 17 427                             | 130            |
| 0.51 to 1.00 .....  | 1 795                    | 141               | 155                | 165                  | 112                  | 264                  | 288                  | 376                  | 224                  | 70               | 21 015           | 22 470                             | 205            |
| 1.01 to 1.50 .....  | 409                      | 24                | 18                 | 33                   | 5                    | 73                   | 68                   | 121                  | 42                   | 25               | 24 191           | 25 839                             | 53             |
| 1.51 or more .....  | 258                      | 6                 | 26                 | 9                    | 9                    | 90                   | 25                   | 62                   | 10                   | 21               | 19 236           | 23 256                             | 13             |
| <b>Lacking complete plumbing for exclusive use</b> .....    | <b>87</b>                | <b>18</b>         | <b>20</b>          | <b>—</b>             | <b>6</b>             | <b>7</b>             | <b>14</b>            | <b>5</b>             | <b>12</b>            | <b>5</b>         | <b>14 792</b>    | <b>19 344</b>                      | <b>18</b>      |
| 0.50 or less .....  | 19                       | 6                 | 7                  | —                    | 6                    | —                    | —                    | —                    | —                    | —                | 6 250            | 7 203                              | 6              |
| 0.51 to 1.00 .....  | 44                       | 12                | 13                 | —                    | —                    | 7                    | —                    | —                    | —                    | 5                | 9 423            | 17 744                             | 12             |
| 1.01 to 1.50 .....  | 19                       | —                 | —                  | —                    | —                    | —                    | 7                    | —                    | —                    | —                | 36 611           | 33 439                             | —              |
| 1.51 or more .....  | 5                        | —                 | —                  | —                    | —                    | —                    | —                    | 5                    | —                    | —                | 26 250           | 26 005                             | —              |
| <b>SELECTED CHARACTERISTICS</b>                             |                          |                   |                    |                      |                      |                      |                      |                      |                      |                  |                  |                                    |                |
| <b>Heating equipment</b> .....                              | <b>3 631</b>             | <b>326</b>        | <b>358</b>         | <b>295</b>           | <b>243</b>           | <b>656</b>           | <b>538</b>           | <b>722</b>           | <b>359</b>           | <b>134</b>       | <b>19 504</b>    | <b>21 318</b>                      | <b>419</b>     |
| Central heating system .....                                | 3 422                    | 302               | 324                | 266                  | 213                  | 621                  | 518                  | 701                  | 343                  | 134              | 19 878           | 21 640                             | 374            |
| <b>Air conditioning</b> .....                               | <b>2 402</b>             | <b>93</b>         | <b>193</b>         | <b>171</b>           | <b>158</b>           | <b>431</b>           | <b>399</b>           | <b>564</b>           | <b>282</b>           | <b>111</b>       | <b>22 189</b>    | <b>23 686</b>                      | <b>146</b>     |
| Central system .....  | 416                      | 25                | 29                 | 12                   | 30                   | 65                   | 56                   | 132                  | 49                   | 18               | 24 408           | 24 236                             | 20             |
| <b>Vehicles available</b> .....                             | <b>3 117</b>             | <b>154</b>        | <b>247</b>         | <b>230</b>           | <b>201</b>           | <b>590</b>           | <b>515</b>           | <b>695</b>           | <b>359</b>           | <b>126</b>       | <b>21 344</b>    | <b>22 975</b>                      | <b>230</b>     |
| 1 .....   | 2 119                    | 144               | 192                | 196                  | 159                  | 479                  | 356                  | 361                  | 192                  | 40               | 18 715           | 20 111                             | 212            |
| 2 or more .....   | 998                      | 10                | 55                 | 34                   | 42                   | 111                  | 159                  | 334                  | 167                  | 86               | 27 925           | 29 056                             | 18             |
| <b>House heating fuel</b> .....                             | <b>3 631</b>             | <b>326</b>        | <b>358</b>         | <b>295</b>           | <b>243</b>           | <b>656</b>           | <b>538</b>           | <b>722</b>           | <b>359</b>           | <b>134</b>       | <b>19 504</b>    | <b>21 318</b>                      | <b>419</b>     |
| Utility gas .....   | 1 323                    | 100               | 153                | 103                  | 97                   | 218                  | 166                  | 281                  | 141                  | 64               | 19 780           | 22 325                             | 131            |
| Bottled, tank, or LP gas .....                              | 65                       | 6                 | 13                 | 17                   | 11                   | —                    | 6                    | —                    | 12                   | —                | 11 985           | 17 068                             | 28             |
| Electricity .....   | 321                      | 16                | 33                 | 7                    | 24                   | 80                   | 67                   | 64                   | 30                   | —                | 20 036           | 20 730                             | 16             |
| Fuel oil, kerosene, etc. ....                               | 1 887                    | 204               | 159                | 148                  | 111                  | 351                  | 291                  | 377                  | 176                  | 70               | 19 539           | 20 977                             | 244            |
| Other .....   | 35                       | —                 | —                  | 20                   | —                    | 7                    | 8                    | —                    | —                    | —                | 12 188           | 14 891                             | —              |
| <b>Median rooms</b> .....                                   | <b>3.5</b>               | <b>3.2</b>        | <b>3.2</b>         | <b>3.0</b>           | <b>3.4</b>           | <b>3.0</b>           | <b>3.8</b>           | <b>3.7</b>           | <b>3.7</b>           | <b>4.8</b>       | ...              | ...                                | <b>3.3</b>     |
| <b>Specified renter-occupied housing units</b> .....        | <b>3 609</b>             | <b>326</b>        | <b>358</b>         | <b>295</b>           | <b>236</b>           | <b>653</b>           | <b>539</b>           | <b>722</b>           | <b>346</b>           | <b>134</b>       | <b>19 491</b>    | <b>21 285</b>                      | <b>419</b>     |
| <b>CONTRACT RENT</b>  |                          |                   |                    |                      |                      |                      |                      |                      |                      |                  |                  |                                    |                |
| Less than \$100 .....                                       | 66                       | 48                | 6                  | 7                    | —                    | —                    | —                    | 5                    | —                    | —                | 4 219            | 6 573                              | 38             |
| \$100 to \$149 .....  | 203                      | 25                | 31                 | 14                   | —                    | 91                   | 28                   | 5                    | 9                    | —                | 16 969           | 15 773                             | 33             |
| \$150 to \$199 .....  | 434                      | 58                | 63                 | 63                   | 28                   | 129                  | 39                   | 30                   | 16                   | 8                | 15 137           | 16 162                             | 71             |
| \$200 to \$249 .....  | 718                      | 83                | 96                 | 69                   | 73                   | 161                  | 96                   | 107                  | 27                   | 6                | 16 118           | 17 046                             | 104            |
| \$250 to \$299 .....  | 849                      | 39                | 75                 | 67                   | 61                   | 133                  | 206                  | 188                  | 54                   | 26               | 21 390           | 21 862                             | 52             |
| \$300 to \$349 .....  | 702                      | 55                | 43                 | 42                   | 57                   | 74                   | 80                   | 180                  | 118                  | 53               | 25 000           | 25 670                             | 81             |
| \$350 to \$399 .....  | 303                      | 13                | 33                 | 12                   | 7                    | 33                   | 46                   | 85                   | 69                   | 5                | 25 750           | 25 493                             | 26             |
| \$400 to \$499 .....  | 184                      | —                 | 4                  | 16                   | 5                    | 12                   | 22                   | 94                   | 31                   | —                | 26 650           | 26 634                             | 5              |
| \$500 or more .....   | 126                      | —                 | —                  | 5                    | —                    | 13                   | 22                   | 28                   | 22                   | 36               | 33 526           | 35 433                             | 9              |
| No cash rent .....  | 24                       | 5                 | 7                  | —                    | 5                    | 7                    | —                    | —                    | —                    | —                | 11 250           | 10 665                             | —              |
| <b>Median</b> .....   | <b>\$268</b>             | <b>\$218</b>      | <b>\$241</b>       | <b>\$223</b>         | <b>\$264</b>         | <b>\$235</b>         | <b>\$270</b>         | <b>\$307</b>         | <b>\$328</b>         | <b>\$325</b>     | ...              | ...                                | <b>\$229</b>   |
| <b>GROSS RENT</b>   |                          |                   |                    |                      |                      |                      |                      |                      |                      |                  |                  |                                    |                |
| Less than \$100 .....                                       | 66                       | 48                | 6                  | 7                    | —                    | —                    | —                    | 5                    | —                    | —                | 4 219            | 6 573                              | 38             |
| \$100 to \$149 .....  | 145                      | 16                | 23                 | 7                    | —                    | 73                   | 17                   | —                    | 9                    | —                | 17 721           | 16 450                             | 16             |
| \$150 to \$199 .....  | 298                      | 51                | 39                 | 60                   | 23                   | 68                   | 23                   | 10                   | 16                   | 8                | 12 458           | 15 834                             | 66             |
| \$200 to \$249 .....  | 521                      | 57                | 76                 | 72                   | 36                   | 128                  | 53                   | 87                   | 6                    | 6                | 15 451           | 16 446                             | 78             |
| \$250 to \$299 .....  | 778                      | 51                | 47                 | 39                   | 68                   | 179                  | 158                  | 166                  | 57                   | 13               | 20 298           | 21 476                             | 56             |
| \$300 to \$349 .....  | 781                      | 57                | 102                | 40                   | 45                   | 97                   | 135                  | 156                  | 100                  | 49               | 21 263           | 23 938                             | 79             |
| \$350 to \$399 .....  | 430                      | 24                | 25                 | 27                   | 41                   | 51                   | 60                   | 109                  | 71                   | 22               | 24 071           | 24 902                             | 35             |
| \$400 to \$499 .....  | 351                      | 17                | 22                 | 22                   | 13                   | 30                   | 59                   | 143                  | 45                   | —                | 25 568           | 23 819                             | 30             |
| \$500 or more .....   | 215                      | —                 | 11                 | 21                   | 5                    | 20                   | 34                   | 46                   | 42                   | 36               | 26 964           | 30 366                             | 12             |
| No cash rent .....  | 24                       | 5                 | 7                  | —                    | 5                    | 7                    | —                    | —                    | —                    | —                | 11 250           | 10 665                             | 9              |
| <b>Median</b> .....   | <b>\$299</b>             | <b>\$239</b>      | <b>\$272</b>       | <b>\$255</b>         | <b>\$284</b>         | <b>\$262</b>         | <b>\$307</b>         | <b>\$330</b>         | <b>\$342</b>         | <b>\$341</b>     | ...              | ...                                | <b>\$255</b>   |
| <b>GROSS RENT AS PERCENTAGE OF HOUSEHOLD INCOME IN 1979</b> |                          |                   |                    |                      |                      |                      |                      |                      |                      |                  |                  |                                    |                |
| Less than 15 percent .....                                  | 1 157                    | 6                 | 17                 | 7                    | —                    | 131                  | 183                  | 413                  | 295                  | 105              | 29 803           | 32 802                             | 6              |
| 15 to 19 percent .....                                      | 879                      | 10                | 6                  | 43                   | 36                   | 287                  | 211                  | 215                  | 42                   | 29               | 21 295           | 22 971                             | 22             |
| 20 to 24 percent .....                                      | 443                      | 16                | 6                  | 80                   | 72                   | 112                  | 85                   | 63                   | 9                    | —                | 17 791           | 17 787                             | 30             |
| 25 to 29 percent .....                                      | 223                      | 10                | 14                 | 30                   | 45                   | 78                   | 32                   | 14                   | —                    | —                | 15 568           | 15 542                             | 5              |
| 30 to 34 percent .....                                      | 197                      | 6                 | 53                 | 43                   | 42                   | 18                   | 17                   | —                    | —                    | —                | 12 297           | 13 327                             | 6              |
| 35 to 49 percent .....                                      | 251                      | 16                | 125                | 58                   | 31                   | 11                   | 10                   | —                    | —                    | —                | 9 565            | 9 976                              | 36             |
| 50 percent or more .....                                    | 375                      | 197               | 130                | 34                   | 5                    | 9</                  |                      |                      |                      |                  |                  |                                    |                |

Table A—51. Selected Monthly Owner Costs for Mortgaged Housing Units With an Asian or Pacific Islander Householder: 1980

[Data are estimates based on a sample, see Introduction. For meaning of symbols, see Introduction. For definitions of terms, see appendixes A and B.]

The SMSA

|   | Total        | Less than \$200 | \$200 to \$249 | \$250 to \$299 | \$300 to \$349 | \$350 to \$399 | \$400 to \$499 | \$500 to \$599 | \$600 to \$749 | \$750 or more | Median (dollars) |
|---|--------------|-----------------|----------------|----------------|----------------|----------------|----------------|----------------|----------------|---------------|------------------|
| <b>Specified owner-occupied housing units</b> -----                           | <b>3 323</b> | <b>25</b>       | <b>8</b>       | <b>11</b>      | <b>50</b>      | <b>134</b>     | <b>426</b>     | <b>861</b>     | <b>834</b>     | <b>974</b>    | <b>626</b>       |
| <b>PERSONS IN UNIT</b>  |              |                 |                |                |                |                |                |                |                |               |                  |
| 1 person -----  | 92           | —               | —              | —              | —              | 6              | 20             | 52             | —              | 14            | 538              |
| 2 persons -----   | 424          | 18              | —              | 6              | 6              | 27             | 57             | 104            | 109            | 97            | 594              |
| 3 persons -----   | 601          | —               | —              | 5              | 5              | 31             | 81             | 114            | 198            | 167           | 649              |
| 4 persons -----   | 1 236        | —               | 8              | —              | 26             | 47             | 146            | 326            | 315            | 368           | 631              |
| 5 persons -----   | 696          | 7               | —              | —              | 13             | 23             | 78             | 169            | 167            | 239           | 652              |
| 6 persons -----   | 129          | —               | —              | —              | —              | —              | 22             | 39             | 30             | 38            | 617              |
| 7 persons -----   | 97           | —               | —              | —              | —              | —              | 12             | 42             | 5              | 38            | 587              |
| 8 or more persons -----   | 48           | —               | —              | —              | —              | —              | 10             | 15             | 10             | 13            | 593              |
| Median -----  | 3.94         | 2.19            | 4.00           | 2.42           | 4.04           | 3.56           | 3.88           | 3.99           | 3.85           | 4.07          | ...              |
| <b>HOUSEHOLD TYPE AND AGE OF HOUSEHOLDER</b>                                  |              |                 |                |                |                |                |                |                |                |               |                  |
| <b>Married-couple families</b> -----  | <b>3 072</b> | <b>13</b>       | <b>8</b>       | <b>11</b>      | <b>43</b>      | <b>128</b>     | <b>380</b>     | <b>758</b>     | <b>812</b>     | <b>919</b>    | <b>636</b>       |
| 15 to 24 years -----  | —            | —               | —              | —              | —              | —              | —              | —              | —              | —             | —                |
| 25 to 34 years -----  | 832          | 6               | —              | —              | —              | 32             | 74             | 245            | 259            | 216           | 634              |
| 35 to 44 years -----  | 1 581        | 7               | —              | 11             | 29             | 44             | 155            | 400            | 397            | 538           | 655              |
| 45 to 64 years -----  | 649          | —               | 8              | —              | 14             | 52             | 147            | 107            | 156            | 165           | 597              |
| 65 years and over -----   | 10           | —               | —              | —              | —              | —              | 4              | 6              | —              | —             | 517              |
| <b>Male householder, no wife present</b> -----                                | <b>104</b>   | <b>12</b>       | —              | —              | —              | 6              | 14             | 45             | 12             | 14            | 543              |
| 15 to 24 years -----  | —            | —               | —              | —              | —              | —              | —              | —              | —              | —             | —                |
| 25 to 34 years -----  | 49           | —               | —              | —              | —              | —              | 9              | 14             | 12             | 14            | 619              |
| 35 to 44 years -----  | 19           | —               | —              | —              | —              | 6              | —              | 13             | —              | —             | 527              |
| 45 to 64 years -----  | 30           | 12              | —              | —              | —              | —              | 5              | 13             | —              | —             | 430              |
| 65 years and over -----   | 6            | —               | —              | —              | —              | —              | —              | 6              | —              | —             | 550              |
| <b>Female householder, no husband present</b> -----                           | <b>147</b>   | —               | —              | —              | 7              | —              | 32             | 57             | 10             | 41            | 561              |
| 15 to 24 years -----  | —            | —               | —              | —              | —              | —              | —              | —              | —              | —             | —                |
| 25 to 34 years -----  | 42           | —               | —              | —              | —              | —              | 13             | 29             | —              | —             | 528              |
| 35 to 44 years -----  | 49           | —               | —              | —              | 7              | —              | 6              | 12             | —              | 24            | 596              |
| 45 to 64 years -----  | 47           | —               | —              | —              | —              | —              | 13             | 10             | —              | 12            | 588              |
| 65 years and over -----   | 9            | —               | —              | —              | —              | —              | —              | 4              | —              | 5             | 750+             |
| Median age -----  | 39.0         | 44.6            | 47.5           | 39.6           | 42.2           | 42.9           | 41.4           | 38.9           | 37.9           | 38.7          | ...              |
| <b>YEAR HOUSEHOLDER MOVED INTO UNIT</b>                                       |              |                 |                |                |                |                |                |                |                |               |                  |
| 1979 to March 1980 -----  | 851          | —               | —              | —              | 5              | 6              | 58             | 96             | 181            | 505           | 750+             |
| 1975 to 1978 -----  | 1 557        | 13              | 8              | 6              | 5              | 42             | 140            | 497            | 499            | 347           | 620              |
| 1970 to 1974 -----  | 615          | —               | —              | —              | 19             | 34             | 148            | 221            | 88             | 105           | 548              |
| 1960 to 1969 -----  | 245          | 12              | —              | 5              | 21             | 42             | 74             | 28             | 51             | 12            | 466              |
| 1959 or earlier -----   | 55           | —               | —              | —              | —              | 10             | 6              | 19             | 15             | 5             | 561              |
| <b>ROOMS</b>  |              |                 |                |                |                |                |                |                |                |               |                  |
| 1 to 3 rooms -----  | 47           | —               | —              | —              | —              | —              | 8              | 10             | 23             | 6             | 636              |
| 4 rooms -----   | 80           | —               | —              | —              | —              | 8              | —              | 24             | 38             | 5             | 612              |
| 5 rooms -----   | 223          | 12              | —              | 5              | —              | 11             | 55             | 47             | 32             | 32            | 547              |
| 6 rooms -----   | 537          | —               | —              | —              | 18             | 16             | 109            | 185            | 118            | 91            | 568              |
| 7 rooms -----   | 769          | 7               | —              | 6              | 7              | —              | 56             | 266            | 201            | 137           | 583              |
| 8 or more rooms -----   | 1 667        | 6               | 8              | —              | 25             | 43             | 160            | 315            | 407            | 703           | 702              |
| Median -----  | 7.5          | 6.6             | 8.5+           | 6.6            | 7.5            | 7.1            | 6.9            | 7.1            | 7.5            | 8.2           | ...              |
| <b>YEAR STRUCTURE BUILT</b>   |              |                 |                |                |                |                |                |                |                |               |                  |
| 1975 to March 1980 -----  | 639          | —               | —              | —              | —              | —              | 6              | 118            | 191            | 324           | 750+             |
| 1970 to 1974 -----  | 416          | —               | —              | —              | —              | 5              | 22             | 91             | 118            | 180           | 714              |
| 1960 to 1969 -----  | 809          | 7               | 8              | —              | 13             | 73             | 68             | 222            | 220            | 198           | 609              |
| 1950 to 1959 -----  | 843          | 6               | —              | 6              | 7              | 6              | 189            | 256            | 194            | 179           | 581              |
| 1940 to 1949 -----  | 230          | 12              | —              | 5              | 5              | 23             | 43             | 86             | 39             | 17            | 531              |
| 1939 or earlier -----   | 386          | —               | —              | —              | 25             | 27             | 98             | 88             | 72             | 76            | 549              |
| <b>VALUE</b>  |              |                 |                |                |                |                |                |                |                |               |                  |
| Less than \$10,000 -----  | 6            | —               | —              | —              | —              | 6              | —              | —              | —              | —             | 375              |
| \$10,000 to \$19,999 -----  | 34           | 18              | —              | —              | 11             | —              | 5              | —              | —              | —             | 197              |
| \$20,000 to \$29,999 -----  | 9            | —               | —              | —              | —              | —              | 7              | —              | —              | —             | 425              |
| \$30,000 to \$39,999 -----  | 71           | —               | —              | —              | 6              | 9              | 21             | 55             | —              | —             | 517              |
| \$40,000 to \$49,999 -----  | 160          | —               | —              | —              | —              | 28             | 65             | 40             | 20             | 7             | 486              |
| \$50,000 to \$59,999 -----  | 238          | —               | —              | 5              | 5              | 11             | 88             | 91             | 32             | 6             | 511              |
| \$60,000 to \$79,999 -----  | 852          | 7               | —              | —              | 20             | 32             | 151            | 324            | 260            | 58            | 567              |
| \$80,000 to \$99,999 -----  | 836          | —               | 8              | —              | 8              | 23             | 58             | 194            | 293            | 252           | 665              |
| \$100,000 to \$149,999 -----  | 826          | —               | —              | 6              | —              | 19             | 31             | 151            | 203            | 416           | 750+             |
| \$150,000 or more -----   | 273          | —               | —              | —              | —              | 6              | —              | 6              | 26             | 235           | 750+             |
| Median -----  | \$86 400     | \$13 500        | \$85 000       | \$102 100      | \$68 000       | \$73 400       | \$63 000       | \$76 800       | \$87 700       | \$120 600     | ...              |
| <b>SELECTED MONTHLY OWNER COSTS AS PERCENTAGE OF HOUSEHOLD INCOME IN 1979</b> |              |                 |                |                |                |                |                |                |                |               |                  |
| Less than 15 percent -----  | 553          | 25              | 8              | 6              | 28             | 62             | 171            | 106            | 75             | 72            | 489              |
| 15 to 19 percent -----  | 678          | —               | —              | 5              | 5              | 32             | 76             | 269            | 183            | 108           | 582              |
| 20 to 24 percent -----  | 740          | —               | —              | —              | 17             | 35             | 85             | 178            | 238            | 187           | 635              |
| 25 to 29 percent -----  | 537          | —               | —              | —              | —              | —              | 25             | 131            | 141            | 240           | 720              |
| 30 to 34 percent -----  | 315          | —               | —              | —              | —              | —              | 22             | 89             | 63             | 141           | 711              |
| 35 percent or more -----  | 495          | —               | —              | —              | —              | —              | 47             | 88             | 134            | 226           | 726              |
| Not computed -----  | 5            | —               | —              | —              | —              | 5              | —              | —              | —              | —             | 375              |
| Median -----  | 22.9         | 10—             | 10—            | 10—            | 14.2           | 15.4           | 17.8           | 21.6           | 23.3           | 27.5          | ...              |
| <b>SELECTED CHARACTERISTICS</b>   |              |                 |                |                |                |                |                |                |                |               |                  |
| <b>Heating equipment</b> -----  | <b>3 323</b> | <b>25</b>       | <b>8</b>       | <b>11</b>      | <b>50</b>      | <b>134</b>     | <b>426</b>     | <b>861</b>     | <b>834</b>     | <b>974</b>    | <b>626</b>       |
| Steam or hot water system -----   | 1 462        | 7               | 8              | 5              | 30             | 66             | 184            | 372            | 373            | 417           | 624              |
| Central warm-air furnace or electric heat pump -----                          | 1 720        | 6               | —              | 6              | 20             | 61             | 235            | 468            | 420            | 504           | 623              |
| Other built-in electric units -----   | 50           | —               | —              | —              | —              | 7              | —              | 14             | 11             | 18            | 655              |
| Floor, wall, or pipeless furnace -----  | 7            | —               | —              | —              | —              | —              | 7              | —              | —              | —             | 475              |
| Other means -----   | 84           | 12              | —              | —              | —              | —              | —              | 7              | 30             | 35            | 715              |
| <b>Air conditioning</b> -----   | <b>2 644</b> | <b>12</b>       | <b>8</b>       | <b>11</b>      | <b>43</b>      | <b>98</b>      | <b>326</b>     | <b>714</b>     | <b>605</b>     | <b>827</b>    | <b>627</b>       |
| Central system -----  | 1 257        | —               | 8              | —              | 13             | 28             | 63             | 263            | 262            | 620           | 745              |
| 1 or more individual room units -----   | 1 387        | 12              | —              | 11             | 30             | 70             | 263            | 451            | 343            | 207           | 568              |
| <b>House heating fuel</b> -----   | <b>3 323</b> | <b>25</b>       | <b>8</b>       | <b>11</b>      | <b>50</b>      | <b>134</b>     | <b>426</b>     | <b>861</b>     | <b>834</b>     | <b>974</b>    | <b>626</b>       |
| Utility gas -----   | 2 160        | 18              | —              | —              | 36             | 84             | 248            | 602            | 510            | 662           | 627              |
| Battled, tank, or LP gas -----  | —            | —               | —              | —              | —              | —              | —              | —              | —              | —             | —                |
| Electricity -----   | 75           | —               | —              | —              | —              | 7              | —              | 14             | 30             | 24            | 682              |
| Fuel oil, kerosene, etc. -----  | 1 088        | 7               | 8              | 11             | 14             | 43             | 178            | 245            | 294            | 288           | 619              |
| Other -----   | —            | —               | —              | —              | —              | —              | —              | —              | —              | —             | —                |



Table A—52. Selected Monthly Owner Costs for Not Mortgaged Housing Units With an Asian or Pacific Islander Householder: 1980

[Data are estimates based on a sample, see Introduction. For meaning of symbols, see Introduction. For definitions of terms, see appendixes A and B]

| The SMSA  | Total    | Less than \$50 | \$50 to \$74 | \$75 to \$99 | \$100 to \$124 | \$125 to \$149 | \$150 to \$199 | \$200 to \$249 | \$250 or more | Median (dollars) |
|---|----------|----------------|--------------|--------------|----------------|----------------|----------------|----------------|---------------|------------------|
| Specified owner-occupied housing units -----                                  | 271      | 6              | --           | --           | --             | 5              | 31             | 88             | 141           | 250+             |
| <b>PERSONS IN UNIT</b>  |          |                |              |              |                |                |                |                |               |                  |
| 1 person -----  | 34       | --             | --           | --           | --             | --             | 14             | 7              | 13            | 221              |
| 2 persons -----   | 71       | --             | --           | --           | --             | 5              | 12             | 12             | 42            | 250+             |
| 3 persons -----   | 68       | --             | --           | --           | --             | --             | --             | 30             | 38            | 250+             |
| 4 persons -----   | 30       | --             | --           | --           | --             | --             | --             | 5              | 25            | 250+             |
| 5 persons -----   | 27       | --             | --           | --           | --             | --             | 5              | 22             | --            | 219              |
| 6 persons -----   | 34       | 6              | --           | --           | --             | --             | --             | 12             | 16            | 246              |
| 7 persons -----   | 7        | --             | --           | --           | --             | --             | --             | --             | --            | --               |
| 8 or more persons -----   | 7        | --             | --           | --           | --             | --             | --             | --             | 7             | 250+             |
| Median -----  | 2.95     | 6.00           | --           | --           | --             | 2.00           | 1.63           | 3.33           | 2.91          | ...              |
| <b>HOUSEHOLD TYPE AND AGE OF HOUSEHOLDER</b>                                  |          |                |              |              |                |                |                |                |               |                  |
| Married-couple families -----   | 186      | --             | --           | --           | --             | --             | 11             | 81             | 94            | 250+             |
| 15 to 24 years -----  | --       | --             | --           | --           | --             | --             | --             | --             | --            | --               |
| 25 to 34 years -----  | 25       | --             | --           | --           | --             | --             | --             | 25             | --            | 225              |
| 35 to 44 years -----  | 28       | --             | --           | --           | --             | --             | 5              | 9              | 14            | 250              |
| 45 to 64 years -----  | 68       | --             | --           | --           | --             | --             | --             | 24             | 44            | 250+             |
| 65 years and over -----   | 65       | --             | --           | --           | --             | --             | 6              | 23             | 36            | 250+             |
| Male householder, no wife present -----                                       | 11       | --             | --           | --           | --             | --             | 6              | --             | 5             | 196              |
| 15 to 24 years -----  | --       | --             | --           | --           | --             | --             | --             | --             | --            | --               |
| 25 to 34 years -----  | --       | --             | --           | --           | --             | --             | --             | --             | --            | --               |
| 35 to 44 years -----  | --       | --             | --           | --           | --             | --             | --             | --             | --            | --               |
| 45 to 64 years -----  | --       | --             | --           | --           | --             | --             | --             | --             | --            | --               |
| 65 years and over -----   | 11       | --             | --           | --           | --             | --             | 6              | --             | 5             | 196              |
| Female householder, no husband present -----                                  | 74       | 6              | --           | --           | --             | 5              | 14             | 7              | 42            | 250+             |
| 15 to 24 years -----  | 8        | --             | --           | --           | --             | --             | --             | --             | 8             | 250+             |
| 25 to 34 years -----  | 6        | 6              | --           | --           | --             | --             | --             | --             | --            | 50-              |
| 35 to 44 years -----  | 7        | --             | --           | --           | --             | --             | --             | --             | 7             | 250+             |
| 45 to 64 years -----  | 6        | --             | --           | --           | --             | --             | --             | --             | 6             | 250+             |
| 65 years and over -----   | 47       | --             | --           | --           | --             | 5              | 14             | 7              | 21            | 232              |
| Median age -----  | 62.2     | 32.5           | --           | --           | --             | 72.5           | 71.0           | 57.1           | 63.1          | ...              |
| <b>YEAR HOUSEHOLDER MOVED INTO UNIT</b>                                       |          |                |              |              |                |                |                |                |               |                  |
| 1979 to March 1980 -----  | 47       | 6              | --           | --           | --             | --             | --             | 23             | 18            | 238              |
| 1975 to 1978 -----  | 23       | --             | --           | --           | --             | --             | --             | 10             | 13            | 250+             |
| 1970 to 1974 -----  | 49       | --             | --           | --           | --             | --             | 13             | 17             | 19            | 234              |
| 1960 to 1969 -----  | 50       | --             | --           | --           | --             | --             | --             | 17             | 33            | 250+             |
| 1959 or earlier -----   | 102      | --             | --           | --           | --             | 5              | 18             | 21             | 58            | 250+             |
| <b>ROOMS</b>  |          |                |              |              |                |                |                |                |               |                  |
| 1 to 3 rooms -----  | --       | --             | --           | --           | --             | --             | --             | --             | --            | --               |
| 4 rooms -----   | 8        | --             | --           | --           | --             | --             | 8              | --             | --            | 175              |
| 5 rooms -----   | 40       | --             | --           | --           | --             | --             | --             | 23             | 17            | 243              |
| 6 rooms -----   | 79       | --             | --           | --           | --             | 5              | 12             | 44             | 18            | 226              |
| 7 rooms -----   | 85       | --             | --           | --           | --             | --             | 11             | 10             | 64            | 250+             |
| 8 or more rooms -----   | 59       | 6              | --           | --           | --             | --             | --             | 11             | 42            | 250+             |
| Median -----  | 6.6      | 8.0            | --           | --           | --             | 6.0            | 6.1            | 6.0            | 7.1           | ...              |
| <b>YEAR STRUCTURE BUILT</b>   |          |                |              |              |                |                |                |                |               |                  |
| 1975 to March 1980 -----  | --       | --             | --           | --           | --             | --             | --             | --             | --            | --               |
| 1970 to 1974 -----  | 6        | --             | --           | --           | --             | --             | --             | --             | 6             | 250+             |
| 1960 to 1969 -----  | 58       | --             | --           | --           | --             | --             | 8              | 25             | 25            | 242              |
| 1950 to 1959 -----  | 88       | --             | --           | --           | --             | --             | 5              | 26             | 57            | 250+             |
| 1940 to 1949 -----  | 10       | --             | --           | --           | --             | --             | --             | --             | 10            | 250+             |
| 1939 or earlier -----   | 109      | 6              | --           | --           | --             | 5              | 18             | 37             | 43            | 234              |
| <b>VALUE</b>  |          |                |              |              |                |                |                |                |               |                  |
| Less than \$10,000 -----  | 5        | --             | --           | --           | --             | 5              | --             | --             | --            | 138              |
| \$10,000 to \$19,999 -----  | --       | --             | --           | --           | --             | --             | --             | --             | --            | --               |
| \$20,000 to \$29,999 -----  | 22       | 6              | --           | --           | --             | --             | 6              | --             | 10            | 192              |
| \$30,000 to \$39,999 -----  | 12       | --             | --           | --           | --             | --             | --             | 5              | 7             | 250+             |
| \$40,000 to \$49,999 -----  | 56       | --             | --           | --           | --             | --             | 8              | 33             | 15            | 230              |
| \$50,000 to \$59,999 -----  | 10       | --             | --           | --           | --             | --             | 6              | --             | 4             | 192              |
| \$60,000 to \$79,999 -----  | 57       | --             | --           | --           | --             | --             | 6              | 25             | 26            | 245              |
| \$80,000 to \$99,999 -----  | 38       | --             | --           | --           | --             | --             | --             | 12             | 26            | 250+             |
| \$100,000 to \$149,999 -----  | 43       | --             | --           | --           | --             | --             | 5              | 13             | 25            | 250+             |
| \$150,000 or more -----   | 28       | --             | --           | --           | --             | --             | --             | --             | 28            | 250+             |
| Median -----  | \$70 700 | \$23 800       | --           | --           | --             | \$10 000       | \$51 300       | \$61 800       | \$86 100      | ...              |
| <b>SELECTED MONTHLY OWNER COSTS AS PERCENTAGE OF HOUSEHOLD INCOME IN 1979</b> |          |                |              |              |                |                |                |                |               |                  |
| Less than 10 percent -----  | 105      | 6              | --           | --           | --             | 5              | 5              | 30             | 59            | 250+             |
| 10 to 14 percent -----  | 40       | --             | --           | --           | --             | --             | --             | 29             | 11            | 234              |
| 15 to 19 percent -----  | 24       | --             | --           | --           | --             | --             | --             | --             | 24            | 250+             |
| 20 to 24 percent -----  | 12       | --             | --           | --           | --             | --             | 6              | --             | 6             | 225              |
| 25 to 29 percent -----  | 6        | --             | --           | --           | --             | --             | 6              | --             | --            | 175              |
| 30 to 34 percent -----  | 11       | --             | --           | --           | --             | --             | --             | 11             | --            | 225              |
| 35 percent or more -----  | 67       | --             | --           | --           | --             | --             | 14             | 12             | 41            | 250+             |
| Not computed -----  | 6        | --             | --           | --           | --             | --             | --             | 6              | --            | 225              |
| Median -----  | 13.4     | 10             | --           | --           | --             | 10             | 28.8           | 11.9           | 15.1          | ...              |
| <b>SELECTED CHARACTERISTICS</b>   |          |                |              |              |                |                |                |                |               |                  |
| Heating equipment -----   | 271      | 6              | --           | --           | --             | 5              | 31             | 88             | 141           | 250+             |
| Steam or hot water system -----   | 141      | --             | --           | --           | --             | 5              | 6              | 47             | 83            | 250+             |
| Central warm-air furnace or electric heat pump -----                          | 112      | --             | --           | --           | --             | --             | 25             | 29             | 58            | 250+             |
| Other built-in electric units -----   | --       | --             | --           | --           | --             | --             | --             | --             | --            | --               |
| Floor, wall, or pipeless furnace -----  | --       | --             | --           | --           | --             | --             | --             | --             | --            | --               |
| Other means -----   | 18       | 6              | --           | --           | --             | --             | --             | 12             | --            | 213              |
| Air conditioning -----  | 214      | 6              | --           | --           | --             | --             | 13             | 70             | 125           | 250+             |
| Central system -----  | 61       | --             | --           | --           | --             | --             | 5              | 19             | 37            | 250+             |
| 1 or more individual room units -----   | 153      | 6              | --           | --           | --             | --             | 8              | 51             | 88            | 250+             |
| House heating fuel -----  | 271      | 6              | --           | --           | --             | 5              | 31             | 88             | 141           | 250+             |
| Utility gas -----   | 179      | 6              | --           | --           | --             | --             | 19             | 68             | 86            | 247              |
| Bottled, tank, or LP gas -----  | --       | --             | --           | --           | --             | --             | --             | --             | --            | --               |
| Electricity -----   | --       | --             | --           | --           | --             | --             | --             | --             | --            | --               |
| Fuel oil, kerosene, etc. -----  | 92       | --             | --           | --           | --             | 5              | 12             | 20             | 55            | 250+             |
| Other -----   | --       | --             | --           | --           | --             | --             | --             | --             | --            | --               |

Table A — 53. Year Structure Built for Owner- and Renter-Occupied Housing Units With an Asian or Pacific Islander Householder: 1980

(Oato ero estimates based on o sample, see Introduction. For meaning of symbols, see Introduction. For definitions of terms, see appendixes A and B)

| The SMSA   | Owner-occupied housing units |                    |              |              |              |                 | Renter-occupied housing units |                    |              |              |              |                 |
|--|------------------------------|--------------------|--------------|--------------|--------------|-----------------|-------------------------------|--------------------|--------------|--------------|--------------|-----------------|
|  | Total                        | 1975 to March 1980 | 1970 to 1974 | 1960 to 1969 | 1940 to 1959 | 1939 or earlier | Total                         | 1975 to March 1980 | 1970 to 1974 | 1960 to 1969 | 1940 to 1959 | 1939 or earlier |
| Occupied housing units .....                         | 4 312                        | 714                | 500          | 1 016        | 1 370        | 712             | 3 638                         | 169                | 211          | 1 191        | 1 159        | 908             |
| <b>HOUSEHOLD TYPE AND AGE OF HOUSEHOLDER</b>         |                              |                    |              |              |              |                 |                               |                    |              |              |              |                 |
| Married-couple families .....                        | 3 837                        | 658                | 463          | 938          | 1 203        | 575             | 2 150                         | 108                | 99           | 715          | 725          | 503             |
| 15 to 24 years .....                                 | 3                            | —                  | —            | —            | —            | 3               | 39                            | —                  | 7            | 18           | 14           | —               |
| 25 to 34 years .....                                 | 986                          | 167                | 120          | 227          | 338          | 134             | 1 041                         | 67                 | 52           | 351          | 357          | 214             |
| 35 to 44 years .....                                 | 1 875                        | 413                | 228          | 436          | 611          | 187             | 741                           | 20                 | 32           | 247          | 265          | 177             |
| 45 to 64 years .....                                 | 887                          | 78                 | 109          | 251          | 240          | 209             | 247                           | 11                 | 8            | 95           | 42           | 91              |
| 65 years and over .....                              | 86                           | —                  | 6            | 24           | 14           | 42              | 82                            | 10                 | —            | 4            | 47           | 21              |
| Male householder, no wife present .....              | 148                          | 13                 | 12           | 33           | 53           | 37              | 702                           | 35                 | 60           | 233          | 204          | 170             |
| 15 to 24 years .....                                 | —                            | —                  | —            | —            | —            | —               | 83                            | —                  | 5            | 23           | 41           | 14              |
| 25 to 34 years .....                                 | 64                           | 13                 | 7            | 14           | 21           | 9               | 377                           | 24                 | 36           | 105          | 118          | 94              |
| 35 to 44 years .....                                 | 19                           | —                  | 5            | 6            | 8            | —               | 122                           | —                  | 19           | 52           | 33           | 18              |
| 45 to 64 years .....                                 | 41                           | —                  | —            | 6            | 24           | 11              | 70                            | —                  | —            | 28           | 12           | 30              |
| 65 years and over .....                              | 24                           | —                  | —            | 7            | —            | 17              | 50                            | 11                 | —            | 25           | —            | 14              |
| Female householder, no husband present .....         | 327                          | 43                 | 25           | 45           | 114          | 100             | 786                           | 26                 | 52           | 243          | 230          | 235             |
| 15 to 24 years .....                                 | 14                           | —                  | —            | —            | 14           | —               | 42                            | 6                  | —            | 22           | —            | 14              |
| 25 to 34 years .....                                 | 61                           | 20                 | 8            | 8            | 13           | 12              | 444                           | —                  | 30           | 146          | 156          | 112             |
| 35 to 44 years .....                                 | 76                           | 13                 | 10           | 19           | 34           | —               | 119                           | 6                  | 11           | 35           | 23           | 44              |
| 45 to 64 years .....                                 | 57                           | 5                  | 7            | 10           | 31           | 4               | 116                           | 8                  | 5            | 22           | 35           | 46              |
| 65 years and over .....                              | 119                          | 5                  | —            | 8            | 22           | 84              | 65                            | 6                  | 6            | 18           | 16           | 19              |
| Median age .....                                     | 39.7                         | 37.9               | 39.3         | 40.6         | 39.1         | 45.5            | 34.1                          | 33.8               | 33.1         | 34.1         | 33.5         | 35.2            |
| <b>YEAR HOUSEHOLDER MOVED INTO UNIT</b>              |                              |                    |              |              |              |                 |                               |                    |              |              |              |                 |
| 1979 to March 1980 .....                             | 1 072                        | 312                | 121          | 181          | 297          | 161             | 1 522                         | 119                | 90           | 473          | 494          | 346             |
| 1975 to 1978 .....                                   | 1 859                        | 402                | 210          | 426          | 613          | 208             | 1 540                         | 50                 | 104          | 501          | 462          | 423             |
| 1970 to 1974 .....                                   | 794                          | —                  | 169          | 248          | 266          | 111             | 410                           | —                  | 17           | 187          | 146          | 60              |
| 1960 to 1969 .....                                   | 389                          | —                  | —            | 161          | 102          | 126             | 111                           | —                  | —            | 30           | 57           | 24              |
| 1959 or earlier .....                                | 198                          | —                  | —            | —            | 92           | 106             | 55                            | —                  | —            | —            | —            | 55              |
| <b>ROOMS</b>   |                              |                    |              |              |              |                 |                               |                    |              |              |              |                 |
| 1 room .....   | —                            | —                  | —            | —            | —            | —               | 353                           | —                  | 28           | 96           | 165          | 64              |
| 2 rooms .....  | 33                           | —                  | —            | 18           | 8            | 7               | 510                           | 22                 | 40           | 186          | 142          | 120             |
| 3 rooms .....  | 94                           | 6                  | 13           | 6            | 42           | 27              | 981                           | 35                 | 74           | 393          | 231          | 248             |
| 4 rooms .....  | 138                          | 12                 | —            | 8            | 69           | 49              | 1 036                         | 75                 | 49           | 315          | 366          | 231             |
| 5 rooms .....  | 384                          | 44                 | 40           | 43           | 179          | 78              | 531                           | 20                 | 12           | 170          | 187          | 142             |
| 6 rooms .....  | 741                          | 35                 | 41           | 145          | 341          | 179             | 130                           | 15                 | 8            | 11           | 46           | 50              |
| 7 or more rooms .....                                | 2 922                        | 617                | 406          | 796          | 731          | 372             | 97                            | 2                  | —            | 20           | 22           | 53              |
| Median .....   | 7.3                          | 8.1                | 7.8          | 7.7          | 6.6          | 6.6             | 3.5                           | 3.9                | 3.0          | 3.3          | 3.6          | 3.6             |
| <b>PLUMBING FACILITIES BY PERSONS PER ROOM</b>       |                              |                    |              |              |              |                 |                               |                    |              |              |              |                 |
| Complete plumbing for exclusive use .....            | 4 304                        | 714                | 497          | 1 011        | 1 370        | 712             | 3 551                         | 163                | 211          | 1 147        | 1 122        | 908             |
| 0.50 or less .....                                   | 2 352                        | 465                | 281          | 606          | 629          | 371             | 1 089                         | 88                 | 72           | 333          | 320          | 276             |
| 0.51 to 1.00 .....                                   | 1 732                        | 246                | 188          | 375          | 653          | 270             | 1 795                         | 64                 | 102          | 613          | 576          | 440             |
| 1.01 to 1.50 .....                                   | 170                          | 3                  | 28           | 18           | 69           | 52              | 409                           | 11                 | 26           | 96           | 123          | 153             |
| 1.51 or more .....                                   | 50                           | —                  | —            | 12           | 19           | 19              | 258                           | —                  | 11           | 105          | 103          | 39              |
| Lacking complete plumbing for exclusive use .....    | 8                            | —                  | 3            | 5            | —            | —               | 87                            | 6                  | —            | 44           | 37           | —               |
| 0.50 or less .....                                   | —                            | —                  | —            | —            | —            | —               | 19                            | 6                  | —            | —            | 13           | —               |
| 0.51 to 1.00 .....                                   | 3                            | —                  | 3            | —            | —            | —               | 44                            | —                  | —            | 32           | 12           | —               |
| 1.01 to 1.50 .....                                   | 5                            | —                  | —            | 5            | —            | —               | 19                            | —                  | —            | 12           | 7            | —               |
| 1.51 or more .....                                   | —                            | —                  | —            | —            | —            | —               | 5                             | —                  | —            | —            | 5            | —               |
| <b>PERSONS IN UNIT</b>                               |                              |                    |              |              |              |                 |                               |                    |              |              |              |                 |
| 1 person .....                                       | 195                          | 26                 | 13           | 34           | 64           | 58              | 951                           | 50                 | 65           | 329          | 274          | 233             |
| 2 persons .....                                      | 591                          | 78                 | 58           | 122          | 196          | 137             | 858                           | 54                 | 36           | 261          | 326          | 181             |
| 3 persons .....                                      | 809                          | 116                | 88           | 221          | 288          | 96              | 824                           | 35                 | 85           | 290          | 253          | 161             |
| 4 persons .....                                      | 1 405                        | 287                | 169          | 332          | 391          | 226             | 589                           | 25                 | 20           | 174          | 173          | 197             |
| 5 persons .....                                      | 853                          | 141                | 109          | 220          | 283          | 100             | 249                           | 5                  | —            | 89           | 82           | 73              |
| 6 or more persons .....                              | 459                          | 66                 | 63           | 87           | 148          | 95              | 167                           | —                  | 5            | 48           | 51           | 63              |
| Median .....   | 3.90                         | 3.98               | 4.04         | 3.89         | 3.85         | 3.79            | 2.51                          | 2.14               | 2.55         | 2.52         | 2.44         | 2.75            |
| Total persons .....                                  | 16 646                       | 2 835              | 2 010        | 3 998        | 5 096        | 2 707           | 9 907                         | 433                | 571          | 3 157        | 3 011        | 2 735           |
| <b>UNITS IN STRUCTURE</b>                            |                              |                    |              |              |              |                 |                               |                    |              |              |              |                 |
| 1, detached or attached .....                        | 3 949                        | 687                | 466          | 956          | 1 299        | 541             | 299                           | 8                  | 11           | 72           | 137          | 71              |
| 2 .....  | 189                          | 10                 | 22           | 19           | 31           | 31              | 402                           | 7                  | 14           | 59           | 100          | 222             |
| 3 and 4 .....  | 72                           | 11                 | —            | 11           | 12           | 38              | 468                           | 4                  | 6            | 75           | 217          | 166             |
| 5 to 9 .....   | 18                           | —                  | 7            | —            | —            | —               | 225                           | 9                  | 17           | 79           | 45           | 75              |
| 10 to 49 .....                                       | 58                           | 6                  | 5            | —            | 28           | 19              | 1 325                         | 82                 | 97           | 575          | 325          | 246             |
| 50 or more .....                                     | 26                           | —                  | —            | 19           | —            | 7               | 909                           | 59                 | 66           | 331          | 335          | 118             |
| Mobile home or trailer, etc. ....                    | —                            | —                  | —            | —            | —            | —               | 10                            | —                  | —            | —            | —            | 10              |
| <b>SELECTED CHARACTERISTICS</b>                      |                              |                    |              |              |              |                 |                               |                    |              |              |              |                 |
| Heating equipment .....                              | 4 306                        | 714                | 500          | 1 016        | 1 370        | 706             | 3 631                         | 169                | 211          | 1 191        | 1 159        | 901             |
| Steam or hot water system .....                      | 1 996                        | 359                | 194          | 345          | 524          | 574             | 2 264                         | 77                 | 83           | 654          | 765          | 685             |
| Central worm-air furnace or electric heat pump ..... | 2 071                        | 326                | 255          | 609          | 798          | 83              | 870                           | 76                 | 57           | 414          | 209          | 114             |
| Other built-in electric units .....                  | 67                           | 23                 | 27           | 13           | 4            | —               | 206                           | 6                  | 46           | 52           | 68           | 34              |
| Floor, wall, or pipeless furnace .....               | 7                            | —                  | —            | 7            | —            | —               | 82                            | —                  | 6            | 34           | 22           | 20              |
| Other means .....                                    | 165                          | 6                  | 24           | 42           | 44           | 49              | 209                           | 10                 | 19           | 37           | 95           | 48              |
| Air conditioning .....                               | 3 364                        | 484                | 400          | 906          | 1 101        | 473             | 2 402                         | 152                | 196          | 1 029        | 662          | 363             |
| Central system .....                                 | 1 501                        | 356                | 294          | 489          | 342          | 20              | 416                           | 76                 | 69           | 170          | 84           | 17              |
| 1 or more individual room units .....                | 1 863                        | 128                | 106          | 417          | 759          | 453             | 1 986                         | 76                 | 127          | 859          | 578          | 346             |
| House heating fuel .....                             | 4 306                        | 714                | 500          | 1 016        | 1 370        | 706             | 3 631                         | 169                | 211          | 1 191        | 1 159        | 901             |
| Utility gas .....                                    | 2 752                        | 376                | 385          | 833          | 850          | 308             | 1 323                         | 79                 | 84           | 446          | 425          | 289             |
| Bottled, tank, or LP gas .....                       | —                            | —                  | —            | —            | —            | —               | 65                            | 22                 | —            | 31           | 12           | —               |
| Electricity .....                                    | 92                           | 29                 | 33           | 13           | 17           | —               | 321                           | 19                 | 54           | 120          | 91           | 37              |
| Fuel oil, kerosene, etc. ....                        | 1 462                        | 309                | 82           | 170          | 503          | 398             | 1 887                         | 49                 | 73           | 583          | 631          | 551             |
| Other .....  | —                            | —                  | —            | —            | —            | —               | 35                            | —                  | —            | 94           | —            | 24              |
| Income in 1979 below poverty level .....             | 129                          | 6                  | 20           | 26           | 46           | 31              | 419                           | 28                 | —            | 94           | 125          | 172             |
| Percent below poverty level .....                    | 3.0                          | 0.8                | 4.0          | 2.6          | 3.4          | 4.4             | 11.5                          | 16.6               | —            | 7.9          | 10.8         | 18.9            |
| <b>HOUSEHOLD INCOME IN 1979</b>                      |                              |                    |              |              |              |                 |                               |                    |              |              |              |                 |
| Less than \$5 000 .....                              | 131                          | 6                  | 20           | 27           | 34           | 44              | 326                           | 30                 | —            | 64           | 95           | 137             |
| \$5 000 to \$9 999 .....                             | 116                          | 8                  | —            | 21           | 48           | 39              | 358                           | 14                 | 21           | 63           | 136          | 124             |
| \$10 000 to \$12 499 .....                           | 74                           | —                  | 16           | 4            | 24           | 30              | 295                           | 8                  | 25           | 89           | 103          | 70              |
| \$12 500 to \$14 999 .....                           | 51                           | 17                 | 12           | —            | —            | 22              | 243                           | 5                  | 21           | 77           | 79           | 61              |
| \$15 000 to \$19 999 .....                           | 277                          | 26                 | 28           | 32           | 119          | 72              | 656                           | 17                 | 23           | 249          | 224          | 143             |
| \$20 000 to \$24 999 .....                           | 483                          | 66                 | 47           | 68           | 151          | 101             | 545                           | 49                 | 21           | 161          | 150          | 164             |
| \$25 000 to \$34 999 .....                           | 1 181                        | 190                | 122          | 315          | 383          | 171             | 722                           | 33                 | 74           | 288          | 222          | 105             |
| \$35 000 to \$49 999 .....                           | 1 229                        | 193                | 167          | 379          | 393          | 97              | 359                           | 6                  | 26           | 141          | 118          | 68              |
| \$50 000 or more .....                               | 820                          | 208                | 88           | 170          | 218          | 136             | 134                           | 7                  | —            | 59           | 32           | 36              |
| Median .....   | \$34 050                     | \$36 789           | \$35 316     | \$36 120     | \$32 517     | \$27 645        | \$19 532                      | \$21 250           | \$23 854     | \$22 306     | \$18 533     | \$17 589        |
| Mean .....   | \$37 855                     | \$42 795           | \$40 807     | \$38 845     | \$35 789     | \$33 392        | \$21 320                      | \$20 378           | \$22 216     | \$23 682     | \$20 729     | \$18 944        |



Table A-54. Units in Structure for Owner- and Renter-Occupied Housing Units With an Asian or Pacific Islander Householder: 1980

[Data are estimates based on a sample, see Introduction. For meaning of symbols, see Introduction. For definitions of terms, see appendixes A and 8.]

The SMSA

|  | Owner-occupied housing units |                              |                 |                              | Renter-occupied housing units |                              |            |               |              |                |                  |                              |
|--|------------------------------|------------------------------|-----------------|------------------------------|-------------------------------|------------------------------|------------|---------------|--------------|----------------|------------------|------------------------------|
|  | Total                        | 1 unit, detached or attached | 2 or more units | Mobile home or trailer, etc. | Total                         | 1 unit, detached or attached | 2 units    | 3 and 4 units | 5 to 9 units | 10 to 49 units | 50 or more units | Mobile home or trailer, etc. |
| Occupied housing units                         | 4 312                        | 3 949                        | 363             | -                            | 3 638                         | 299                          | 402        | 468           | 225          | 1 325          | 909              | 10                           |
| Condominium housing units                      | 31                           | -                            | 31              | -                            | 54                            | -                            | -          | -             | -            | 12             | 42               | -                            |
| <b>HOUSEHOLD TYPE AND AGE OF HOUSEHOLDER</b>   | <b>3 837</b>                 | <b>3 561</b>                 | <b>276</b>      | <b>-</b>                     | <b>2 150</b>                  | <b>217</b>                   | <b>211</b> | <b>291</b>    | <b>155</b>   | <b>757</b>     | <b>519</b>       | <b>-</b>                     |
| Married-couple families                        | 3                            | -                            | 3               | -                            | 39                            | 6                            | 8          | -             | 10           | -              | 15               | -                            |
| 15 to 24 years                                 | 986                          | 925                          | 61              | -                            | 1 041                         | 91                           | 119        | 148           | 53           | 407            | 223              | -                            |
| 25 to 34 years                                 | 1 875                        | 1 769                        | 106             | -                            | 741                           | 103                          | 43         | 112           | 63           | 248            | 172              | -                            |
| 35 to 44 years                                 | 887                          | 792                          | 95              | -                            | 247                           | 5                            | 37         | 31            | 17           | 66             | 91               | -                            |
| 45 to 64 years                                 | 86                           | 75                           | 11              | -                            | 82                            | 12                           | 4          | -             | 12           | 36             | 18               | -                            |
| 65 years and over                              | 148                          | 121                          | 27              | -                            | 702                           | 58                           | 68         | 87            | 24           | 256            | 209              | -                            |
| Male householder, no wife present              | -                            | -                            | -               | -                            | 83                            | 13                           | -          | 16            | 6            | 24             | 24               | -                            |
| 15 to 24 years                                 | 64                           | 55                           | 9               | -                            | 377                           | 20                           | 54         | 41            | 10           | 156            | 96               | -                            |
| 25 to 34 years                                 | 19                           | 19                           | -               | -                            | 122                           | 25                           | -          | 19            | 8            | 39             | 31               | -                            |
| 35 to 44 years                                 | 41                           | 30                           | 11              | -                            | 70                            | -                            | 7          | 11            | -            | 30             | 22               | -                            |
| 45 to 64 years                                 | 24                           | 17                           | 7               | -                            | 50                            | -                            | 7          | -             | -            | 7              | 36               | -                            |
| 65 years and over                              | 327                          | 267                          | 60              | -                            | 786                           | 24                           | 123        | 90            | 46           | 312            | 181              | 10                           |
| Female householder, no husband present         | 14                           | 14                           | -               | -                            | 42                            | -                            | 14         | -             | -            | 14             | 14               | -                            |
| 15 to 24 years                                 | 61                           | 55                           | 6               | -                            | 444                           | 19                           | 73         | 52            | 38           | 180            | 82               | -                            |
| 25 to 34 years                                 | 76                           | 64                           | 12              | -                            | 119                           | -                            | 16         | 14            | -            | 57             | 22               | 10                           |
| 35 to 44 years                                 | 57                           | 53                           | 4               | -                            | 116                           | 5                            | 20         | 14            | 8            | 42             | 27               | -                            |
| 45 to 64 years                                 | 119                          | 81                           | 38              | -                            | 65                            | -                            | -          | 10            | -            | 19             | 36               | -                            |
| 65 years and over                              | 39.7                         | 39.5                         | 43.8            | -                            | 34.1                          | 35.0                         | 32.7       | 34.3          | 34.7         | 33.6           | 35.0             | 37.5                         |
| Median age                                     |                              |                              |                 |                              |                               |                              |            |               |              |                |                  |                              |
| <b>YEAR HOUSEHOLDER MOVED INTO UNIT</b>        |                              |                              |                 |                              |                               |                              |            |               |              |                |                  |                              |
| 1979 to March 1980                             | 1 072                        | 976                          | 96              | -                            | 1 522                         | 180                          | 199        | 228           | 93           | 528            | 294              | -                            |
| 1975 to 1978                                   | 1 859                        | 1 709                        | 150             | -                            | 1 540                         | 102                          | 137        | 183           | 89           | 624            | 395              | 10                           |
| 1970 to 1974                                   | 794                          | 733                          | 61              | -                            | 410                           | 11                           | 32         | 35            | 37           | 151            | 144              | -                            |
| 1960 to 1969                                   | 389                          | 350                          | 39              | -                            | 111                           | 6                            | -          | 14            | 6            | 22             | 63               | -                            |
| 1959 or earlier                                | 198                          | 181                          | 17              | -                            | 55                            | -                            | 34         | 8             | -            | -              | 13               | -                            |
| <b>ROOMS</b>                                   |                              |                              |                 |                              |                               |                              |            |               |              |                |                  |                              |
| 1 room   | -                            | -                            | -               | -                            | 353                           | 13                           | 16         | 11            | 12           | 101            | 190              | 10                           |
| 2 rooms  | 33                           | -                            | 33              | -                            | 510                           | 18                           | 29         | 48            | 26           | 249            | 140              | -                            |
| 3 rooms  | 94                           | 71                           | 23              | -                            | 981                           | 32                           | 45         | 80            | 87           | 446            | 291              | -                            |
| 4 rooms  | 138                          | 93                           | 45              | -                            | 1 036                         | 34                           | 137        | 200           | 71           | 352            | 242              | -                            |
| 5 rooms  | 384                          | 298                          | 86              | -                            | 531                           | 80                           | 108        | 123           | 29           | 151            | 40               | -                            |
| 6 rooms  | 741                          | 678                          | 63              | -                            | 130                           | 49                           | 49         | -             | -            | 26             | 6                | -                            |
| 7 or more rooms                                | 2 922                        | 2 809                        | 113             | -                            | 97                            | 73                           | 18         | 6             | -            | -              | -                | -                            |
| Median   | 7.3                          | 7.4                          | 5.4             | -                            | 3.5                           | 5.2                          | 4.3        | 4.0           | 3.4          | 3.2            | 2.9              | 1.0                          |
| <b>PLUMBING FACILITIES BY PERSONS PER ROOM</b> |                              |                              |                 |                              |                               |                              |            |               |              |                |                  |                              |
| Complete plumbing for exclusive use            | 4 304                        | 3 949                        | 355             | -                            | 3 551                         | 299                          | 397        | 461           | 225          | 1 294          | 865              | 10                           |
| 0.50 or less                                   | 2 352                        | 2 239                        | 113             | -                            | 1 089                         | 72                           | 184        | 175           | 55           | 395            | 208              | -                            |
| 0.51 to 1.00                                   | 1 732                        | 1 570                        | 162             | -                            | 1 795                         | 170                          | 155        | 232           | 130          | 667            | 431              | 10                           |
| 1.01 to 1.50                                   | 170                          | 119                          | 51              | -                            | 409                           | 39                           | 42         | 43            | 30           | 166            | 89               | -                            |
| 1.51 or more                                   | 50                           | 21                           | 29              | -                            | 258                           | 18                           | 16         | 11            | 10           | 66             | 137              | -                            |
| Lacking complete plumbing for exclusive use    | 8                            | -                            | 8               | -                            | 87                            | -                            | 5          | 7             | -            | 31             | 44               | -                            |
| 0.50 or less                                   | -                            | -                            | -               | -                            | 19                            | -                            | -          | 7             | -            | 12             | -                | -                            |
| 0.51 to 1.00                                   | 3                            | -                            | 3               | -                            | 44                            | -                            | 5          | -             | -            | 13             | 26               | -                            |
| 1.01 to 1.50                                   | 5                            | -                            | 5               | -                            | 19                            | -                            | -          | -             | -            | 6              | 13               | -                            |
| 1.51 or more                                   | -                            | -                            | -               | -                            | 5                             | -                            | -          | -             | -            | -              | 5                | -                            |
| <b>BEDROOMS</b>                                |                              |                              |                 |                              |                               |                              |            |               |              |                |                  |                              |
| None   | -                            | -                            | -               | -                            | 416                           | 26                           | 23         | 11            | 12           | 109            | 225              | 10                           |
| 1  | 126                          | 75                           | 51              | -                            | 1 670                         | 41                           | 86         | 171           | 137          | 794            | 441              | -                            |
| 2  | 388                          | 250                          | 138             | -                            | 1 247                         | 78                           | 204        | 286           | 63           | 385            | 231              | -                            |
| 3  | 1 643                        | 1 567                        | 76              | -                            | 257                           | 111                          | 84         | -             | 13           | 37             | 12               | -                            |
| 4  | 1 735                        | 1 671                        | 64              | -                            | 33                            | 28                           | 5          | -             | -            | -              | -                | -                            |
| 5 or more                                      | 420                          | 386                          | 34              | -                            | 15                            | 15                           | -          | -             | -            | -              | -                | -                            |
| <b>HOUSEHOLD INCOME IN 1979</b>                |                              |                              |                 |                              |                               |                              |            |               |              |                |                  |                              |
| Less than \$5,000                              | 131                          | 102                          | 29              | -                            | 326                           | 13                           | 43         | 46            | 6            | 95             | 123              | -                            |
| \$5,000 to \$9,999                             | 116                          | 108                          | 8               | -                            | 358                           | 16                           | 59         | 43            | 29           | 116            | 95               | -                            |
| \$10,000 to \$14,999                           | 74                           | 65                           | 9               | -                            | 295                           | 34                           | 25         | 31            | 19           | 123            | 53               | 10                           |
| \$15,000 to \$19,999                           | 51                           | 36                           | 15              | -                            | 243                           | 34                           | 12         | 46            | 6            | 94             | 51               | -                            |
| \$20,000 to \$24,999                           | 277                          | 246                          | 31              | -                            | 656                           | 55                           | 71         | 86            | 27           | 219            | 198              | -                            |
| \$25,000 to \$34,999                           | 433                          | 385                          | 48              | -                            | 545                           | 20                           | 75         | 87            | 67           | 179            | 117              | -                            |
| \$35,000 to \$49,999                           | 1 181                        | 1 054                        | 127             | -                            | 722                           | 44                           | 65         | 77            | 52           | 323            | 161              | -                            |
| \$50,000 or more                               | 1 229                        | 1 188                        | 41              | -                            | 359                           | 61                           | 32         | 41            | 6            | 142            | 77               | -                            |
| Median   | \$33 887                     | \$34 739                     | \$28 713        | -                            | \$19 532                      | \$19 519                     | \$19 648   | \$18 500      | \$21 678     | \$20 517       | \$17 873         | \$11 250                     |
| Mean   | \$37 855                     | \$38 645                     | \$29 260        | -                            | \$21 320                      | \$24 945                     | \$21 066   | \$19 688      | \$22 168     | \$21 858       | \$20 208         | \$10 395                     |
| <b>SELECTED CHARACTERISTICS</b>                |                              |                              |                 |                              |                               |                              |            |               |              |                |                  |                              |
| Heating equipment                              | 4 306                        | 3 949                        | 357             | -                            | 3 631                         | 299                          | 402        | 468           | 225          | 1 318          | 909              | 10                           |
| Steam or hot water system                      | 1 996                        | 1 753                        | 243             | -                            | 2 264                         | 147                          | 279        | 306           | 129          | 882            | 511              | 10                           |
| Central warm-air furnace or electric heat pump | 2 071                        | 1 994                        | 77              | -                            | 870                           | 101                          | 70         | 91            | 61           | 298            | 249              | -                            |
| Other built-in electric units                  | 67                           | 54                           | 13              | -                            | 206                           | 10                           | 15         | 27            | 15           | 58             | 81               | -                            |
| Floor, wall, or pipeless furnace               | 7                            | 7                            | -               | -                            | 82                            | -                            | 12         | 8             | 13           | 13             | 36               | -                            |
| Other means                                    | 165                          | 141                          | 24              | -                            | 209                           | 41                           | 26         | 36            | 7            | 67             | 32               | -                            |
| Air conditioning                               | 3 364                        | 3 120                        | 244             | -                            | 2 402                         | 180                          | 176        | 225           | 164          | 1 094          | 563              | -                            |
| Central system                                 | 1 501                        | 1 425                        | 76              | -                            | 416                           | 64                           | 11         | 27            | 36           | 92             | 186              | -                            |
| Vehicles available                             | 4 223                        | 3 888                        | 335             | -                            | 3 117                         | 287                          | 371        | 445           | 186          | 1 159          | 659              | 10                           |
| 1  | 1 046                        | 928                          | 118             | -                            | 2 119                         | 188                          | 193        | 329           | 132          | 793            | 474              | 10                           |
| 2 or more                                      | 3 177                        | 2 960                        | 217             | -                            | 998                           | 99                           | 178        | 116           | 54           | 366            | 185              | -                            |
| House heating fuel                             | 4 306                        | 3 949                        | 357             | -                            | 3 631                         | 299                          | 402        | 468           | 225          | 1 318          | 909              | 10                           |
| Utility gas                                    | 2 752                        | 2 566                        | 186             | -                            | 1 323                         | 135                          | 163        | 188           | 107          | 455            | 275              | -                            |
| Bottled, tank, or LP gas                       | -                            | -                            | -               | -                            | 65                            | -                            | 6          | -             | 6            | 33             | 20               | -                            |
| Electricity                                    | 92                           | 79                           | 13              | -                            | 321                           | 14                           | 22         | 32            | 21           | 111            | 121              | -                            |
| Fuel oil, kerosene, etc.                       | 1 462                        | 1 304                        | 158             | -                            | 1 887                         | 150                          | 200        | 240           | 91           | 713            | 493              | -                            |
| Other  | -                            | -                            | -               | -                            | 35                            | -                            | 11         | 8             | -            | 6              | -                | 10                           |
| Water heating fuel                             | 4 312                        | 3 949                        | 363             | -                            | 3 632                         | 299                          | 402        | 468           | 225          | 1 325          | 903              | 10                           |
| Utility gas                                    | 3 148                        | 2 896                        | 252             | -                            | 1 607                         | 166                          | 233        | 233           | 74           | 560            | 331              | 10                           |
| Bottled, tank, or LP gas                       | 37                           | 32                           | 5               | -                            | 62                            | 5                            | 6          | -             | 6            | 31             | 14               | -                            |
| Electricity                                    | 348                          | 341                          | 7               | -                            | 301                           | 33                           | 10         | 32            | 44           | 85             | 97               | -                            |
| Fuel oil, kerosene, etc.                       | 779                          | 680                          | 99              | -                            | 1 656                         | 95                           | 153        | 203           | 101          | 643            | 461              | -                            |
| Other  | -                            | -                            | -               | -                            | 6                             | -                            | -          | -             | -            | 6              | -                | -                            |
| Family householder                             | 4 089                        | 3 772                        | 317             | -                            | 2 517                         | 246                          | 294        | 334           | 175          | 882            | 586              | -                            |
| With own children under 18 years               | 3 198                        | 2 982                        | 216             | -                            | 1 551                         | 173                          | 140        | 245           | 106          | 518            | 369              | -                            |
| With own children under 6 years                | 1 840                        | 1 748                        | 92              | -                            | 1 087                         | 124                          | 95         | 162           | 101          | 357            | 248              | -                            |
| Female householder, no husband present         | 204                          | 168                          | 36              | -                            | 191                           | 10                           | 59         | 25            | 6            | 65             | 26               | -                            |
| With own children under 18 years               | 72                           | 66                           | 6               | -                            | 101                           | 10                           | 28         | 25            | -            | 38             | -                | -                            |
| With own children under 6 years                | 13                           | 13                           | -               | -                            | 49                            | -                            | 14         | 12            | -            | 23             | -                | -                            |
| Nonfamily householder                          | 223                          | 177                          | 46              | -                            | 1 121                         | 53                           | 108        | 134           | 50           | 443            | 323              | 10                           |
| Income in 1979 below poverty level             | 129                          | 104                          | 25              | -                            | 419                           | 40                           | 69         | 44            | 6            | 126            | 134              | -                            |
| Percent below poverty level                    | 3.0                          | 2.6                          | 6.9             | -                            | 11.5                          | 13.4                         | 17.2       | 9.4           | 2.7          | 9.5            | 14.7             | -                            |

Table A—55. Owner- and Renter-Occupied Housing Units With an Asian or Pacific Islander Householder by Size of Household: 1980

[Data are estimates based on a sample, see Introduction. For meaning of symbols, see Introduction. For definitions of terms, see appendixes A and B.]

| The SMSA  | Total        | 1 person   | 2 persons  | 3 persons  | 4 persons    | 5 persons  | 6 persons  | 7 persons  | 8 or more persons | Median      | Total persons |
|---|--------------|------------|------------|------------|--------------|------------|------------|------------|-------------------|-------------|---------------|
| <b>Owner-occupied housing units</b> .....                                   | <b>4 312</b> | <b>195</b> | <b>591</b> | <b>809</b> | <b>1 405</b> | <b>853</b> | <b>262</b> | <b>118</b> | <b>79</b>         | <b>3.90</b> | <b>16 646</b> |
| Nonrelatives present .....  | 113          | —          | 24         | 6          | 46           | 6          | 11         | 11         | 9                 | 4.08        | 504           |
| <b>ROOMS</b>  |              |            |            |            |              |            |            |            |                   |             |               |
| 1 to 3 rooms .....  | 127          | 18         | 30         | 12         | 33           | 29         | 5          | —          | —                 | 3.61        | 430           |
| 4 rooms .....   | 138          | 15         | 18         | 29         | 25           | 31         | 15         | —          | 5                 | 3.78        | 588           |
| 5 rooms .....   | 384          | 49         | 73         | 74         | 115          | 25         | 48         | —          | —                 | 3.45        | 1 291         |
| 6 rooms .....   | 741          | 35         | 142        | 180        | 213          | 87         | 45         | 17         | 22                | 3.56        | 2 671         |
| 7 rooms .....   | 959          | 30         | 139        | 172        | 333          | 237        | 23         | 15         | 10                | 3.92        | 3 590         |
| 8 or more rooms .....   | 1 963        | 48         | 189        | 342        | 686          | 444        | 126        | 86         | 42                | 4.09        | 8 076         |
| Median .....  | 7.3          | 5.9        | 6.7        | 7.1        | 7.5          | 7.6        | 7.3        | 8.5+       | 7.7               | ...         | ...           |
| <b>PLUMBING FACILITIES BY PERSONS PER ROOM</b>                              |              |            |            |            |              |            |            |            |                   |             |               |
| <b>Complete plumbing for exclusive use</b> .....                            | <b>4 304</b> | <b>195</b> | <b>591</b> | <b>809</b> | <b>1 405</b> | <b>853</b> | <b>257</b> | <b>118</b> | <b>76</b>         | <b>3.90</b> | <b>16 588</b> |
| 1.00 or less .....  | 4 084        | 195        | 591        | 809        | 1 372        | 793        | 194        | 101        | 29                | 3.83        | 15 260        |
| 1.01 to 1.50 .....  | 170          | —          | —          | —          | 25           | 31         | 58         | 17         | 39                | 6.00        | 1 019         |
| 1.51 or more .....  | 50           | —          | —          | —          | 8            | 29         | 5          | —          | 8                 | 5.09        | 309           |
| <b>Lacking complete plumbing for exclusive use</b> .....                    | <b>8</b>     | <b>—</b>   | <b>—</b>   | <b>—</b>   | <b>—</b>     | <b>—</b>   | <b>5</b>   | <b>—</b>   | <b>3</b>          | <b>6.30</b> | <b>58</b>     |
| 1.00 or less .....  | 3            | —          | —          | —          | —            | —          | —          | —          | 3                 | 8.00        | 22            |
| 1.01 to 1.50 .....  | 5            | —          | —          | —          | —            | —          | 5          | —          | —                 | 6.00        | 36            |
| 1.51 or more .....  | —            | —          | —          | —          | —            | —          | —          | —          | —                 | —           | —             |
| <b>UNITS IN STRUCTURE</b>   |              |            |            |            |              |            |            |            |                   |             |               |
| 1, detached or attached .....   | 3 949        | 153        | 532        | 768        | 1 336        | 797        | 207        | 101        | 55                | 3.89        | 14 997        |
| 2 or more .....   | 363          | 42         | 59         | 41         | 69           | 56         | 55         | 17         | 24                | 4.07        | 1 649         |
| Mobile home or trailer, etc. ....   | —            | —          | —          | —          | —            | —          | —          | —          | —                 | —           | —             |
| <b>VALUE</b>  |              |            |            |            |              |            |            |            |                   |             |               |
| <b>Specified owner-occupied housing units</b> .....                         | <b>3 594</b> | <b>126</b> | <b>495</b> | <b>669</b> | <b>1 266</b> | <b>723</b> | <b>163</b> | <b>97</b>  | <b>55</b>         | <b>3.90</b> | <b>13 485</b> |
| Less than \$10,000 .....  | 11           | —          | 5          | —          | 11           | 6          | —          | —          | —                 | 4.58        | 49            |
| \$10,000 to \$19,999 .....  | 34           | —          | 18         | —          | 7            | —          | —          | 5          | —                 | 2.44        | 120           |
| \$20,000 to \$29,999 .....  | 29           | 6          | 5          | —          | —            | —          | 11         | —          | —                 | 4.00        | 105           |
| \$30,000 to \$39,999 .....  | 103          | 5          | 19         | —          | 39           | 29         | —          | 8          | 9                 | 4.36        | 397           |
| \$40,000 to \$49,999 .....  | 216          | 24         | 13         | 51         | 46           | 35         | 30         | 11         | —                 | 3.80        | 682           |
| \$50,000 to \$59,999 .....  | 248          | 6          | 63         | 20         | 64           | 50         | 30         | —          | 15                | 4.05        | 963           |
| \$60,000 to \$79,999 .....  | 909          | 31         | 100        | 185        | 356          | 178        | 30         | 18         | 11                | 3.89        | 3 412         |
| \$80,000 to \$99,999 .....  | 874          | 27         | 131        | 195        | 326          | 158        | 17         | 13         | 7                 | 3.76        | 3 194         |
| \$100,000 to \$149,999 .....  | 869          | 27         | 123        | 138        | 319          | 196        | 30         | 23         | 13                | 3.96        | 3 279         |
| \$150,000 or more .....   | 301          | —          | 18         | 80         | 98           | 71         | 15         | 19         | —                 | 4.04        | 1 284         |
| Median .....  | \$85 500     | \$75 000   | \$84 300   | \$85 700   | \$87 200     | \$89 200   | \$67 800   | \$85 000   | \$76 600          | ...         | ...           |
| <b>SELECTED CHARACTERISTICS</b>   |              |            |            |            |              |            |            |            |                   |             |               |
| <b>All income levels in 1979</b> .....                                      | <b>4 312</b> | <b>195</b> | <b>591</b> | <b>809</b> | <b>1 405</b> | <b>853</b> | <b>262</b> | <b>118</b> | <b>79</b>         | <b>3.90</b> | <b>16 646</b> |
| Median income .....   | \$34 050     | \$15 917   | \$32 863   | \$32 847   | \$35 396     | \$34 783   | \$34 082   | \$47 931   | \$44 583          | ...         | ...           |
| Median selected monthly owner costs as percentage of household income ..... | 22.6         | 30.0       | 20.5       | 23.4       | 22.6         | 23.7       | 19.7       | 20.1       | 18.8              | ...         | ...           |
| With a mortgage .....   | 22.9         | 30.5       | 20.8       | 23.7       | 22.6         | 24.0       | 20.1       | 20.1       | 20.0              | ...         | ...           |
| Not mortgaged .....   | 13.4         | 28.3       | 18.2       | 16.9       | 10—          | 11.1       | 10.0       | —          | 10—               | ...         | ...           |
| <b>Income in 1979 below poverty level</b> .....                             | <b>129</b>   | <b>24</b>  | <b>24</b>  | <b>44</b>  | <b>25</b>    | <b>9</b>   | <b>—</b>   | <b>—</b>   | <b>3</b>          | <b>2.88</b> | <b>...</b>    |
| Median income .....   | \$3 313      | \$3 000    | \$2500—    | \$3 125    | \$4 236      | \$5 250    | —          | —          | \$11 250          | ...         | ...           |
| Median selected monthly owner costs as percentage of household income ..... | 50+          | 50+        | 50+        | 50+        | 50+          | 50+        | —          | —          | —                 | ...         | ...           |
| With a mortgage .....   | 50+          | 50+        | 50+        | 50+        | 50+          | 50+        | —          | —          | —                 | ...         | ...           |
| Not mortgaged .....   | 50+          | —          | 50+        | 50+        | 50+          | 50+        | —          | —          | —                 | ...         | ...           |
| <b>Renter-occupied housing units</b> .....                                  | <b>3 638</b> | <b>951</b> | <b>858</b> | <b>824</b> | <b>589</b>   | <b>249</b> | <b>106</b> | <b>51</b>  | <b>10</b>         | <b>2.51</b> | <b>9 907</b>  |
| Nonrelatives present .....  | 220          | —          | 119        | 56         | 27           | —          | 3          | 15         | —                 | 2.42        | 660           |
| <b>ROOMS</b>  |              |            |            |            |              |            |            |            |                   |             |               |
| 1 room .....  | 353          | 244        | 89         | 14         | 6            | —          | —          | —          | —                 | 1.22        | 496           |
| 2 rooms .....   | 510          | 178        | 132        | 111        | 50           | 34         | 5          | —          | —                 | 2.08        | 1 205         |
| 3 rooms .....   | 981          | 309        | 273        | 242        | 118          | 23         | 16         | —          | —                 | 2.16        | 2 140         |
| 4 rooms .....   | 1 036        | 194        | 188        | 304        | 186          | 95         | 43         | 21         | 5                 | 2.95        | 3 162         |
| 5 rooms .....   | 531          | 22         | 126        | 127        | 164          | 54         | 31         | —          | —                 | 3.43        | 1 804         |
| 6 rooms .....   | 130          | —          | 50         | 26         | 17           | 13         | 6          | 18         | 5                 | 3.08        | 490           |
| 7 or more rooms .....   | 97           | 4          | —          | —          | 48           | 30         | 5          | 5          | 5                 | 4.43        | 610           |
| Median .....  | 3.5          | 2.7        | 3.3        | 3.6        | 4.1          | 4.2        | 4.2        | 5.1        | 6.0               | ...         | ...           |
| <b>PLUMBING FACILITIES BY PERSONS PER ROOM</b>                              |              |            |            |            |              |            |            |            |                   |             |               |
| <b>Complete plumbing for exclusive use</b> .....                            | <b>3 551</b> | <b>933</b> | <b>838</b> | <b>804</b> | <b>578</b>   | <b>244</b> | <b>93</b>  | <b>51</b>  | <b>10</b>         | <b>2.51</b> | <b>9 653</b>  |
| 1.00 or less .....  | 2 884        | 933        | 749        | 679        | 410          | 97         | 11         | 5          | —                 | 4.18        | 6 800         |
| 1.01 to 1.50 .....  | 409          | —          | —          | 111        | 112          | 95         | 61         | 25         | 5                 | 2.33        | 1 803         |
| 1.51 or more .....  | 258          | —          | 89         | 14         | 56           | 52         | 21         | 21         | 5                 | 3.96        | 1 050         |
| <b>Lacking complete plumbing for exclusive use</b> .....                    | <b>87</b>    | <b>18</b>  | <b>20</b>  | <b>20</b>  | <b>11</b>    | <b>5</b>   | <b>13</b>  | <b>—</b>   | <b>—</b>          | <b>2.77</b> | <b>254</b>    |
| 1.00 or less .....  | 63           | 18         | 20         | 20         | 5            | —          | —          | —          | —                 | 2.17        | 134           |
| 1.01 to 1.50 .....  | 19           | —          | —          | —          | 6            | —          | —          | 13         | —                 | 5.77        | 96            |
| 1.51 or more .....  | 5            | —          | —          | —          | —            | 5          | —          | —          | —                 | 5.00        | 24            |
| <b>UNITS IN STRUCTURE</b>   |              |            |            |            |              |            |            |            |                   |             |               |
| 1, detached or attached .....   | 299          | 20         | 54         | 63         | 104          | 17         | 26         | 10         | 5                 | 3.62        | 1 220         |
| 2 .....   | 402          | 73         | 139        | 71         | 43           | 63         | 6          | 7          | —                 | 2.42        | 1 226         |
| 3 and 4 .....   | 468          | 116        | 105        | 116        | 98           | 18         | 15         | —          | —                 | 2.61        | 1 133         |
| 5 to 9 .....  | 225          | 46         | 51         | 78         | 31           | 9          | 5          | —          | —                 | 2.70        | 609           |
| 10 to 49 .....  | 1 325        | 385        | 332        | 316        | 171          | 76         | 26         | 19         | —                 | 2.34        | 3 367         |
| 50 or more .....  | 909          | 301        | 177        | 180        | 142          | 66         | 28         | 10         | 5                 | 2.37        | 2 345         |
| Mobile home or trailer, etc. ....   | 10           | —          | —          | —          | —            | —          | —          | —          | —                 | 1.00        | 7             |
| <b>GROSS RENT</b>   |              |            |            |            |              |            |            |            |                   |             |               |
| <b>Specified renter-occupied housing units</b> .....                        | <b>3 609</b> | <b>951</b> | <b>845</b> | <b>824</b> | <b>576</b>   | <b>249</b> | <b>103</b> | <b>51</b>  | <b>10</b>         | <b>2.51</b> | <b>9 814</b>  |
| Less than \$100 .....   | 66           | 43         | 18         | 5          | —            | —          | —          | —          | —                 | 1.27        | 109           |
| \$100 to \$149 .....  | 145          | 89         | 36         | 11         | 9            | —          | —          | —          | —                 | 1.31        | 254           |
| \$150 to \$199 .....  | 298          | 156        | 73         | 49         | 15           | —          | 5          | —          | —                 | 1.46        | 492           |
| \$200 to \$249 .....  | 521          | 206        | 107        | 94         | 70           | 37         | 7          | —          | —                 | 2.01        | 1 272         |
| \$250 to \$299 .....  | 778          | 166        | 202        | 192        | 110          | 76         | 19         | 13         | —                 | 2.61        | 2 036         |
| \$300 to \$349 .....  | 781          | 178        | 187        | 200        | 111          | 45         | 37         | 23         | —                 | 2.63        | 2 146         |
| \$350 to \$399 .....  | 430          | 68         | 113        | 107        | 83           | 32         | 17         | 5          | 5                 | 2.82        | 1 382         |
| \$400 to \$499 .....  | 351          | 36         | 88         | 109        | 82           | 30         | 6          | —          | —                 | 2.97        | 1 050         |
| \$500 or more .....   | 215          | 4          | 18         | 57         | 96           | 18         | 7          | 10         | 5                 | 3.80        | 935           |
| No cash rent .....  | 24           | 5          | 3          | —          | 11           | 5          | —          | —          | —                 | 4.86        | 138           |
| Median .....  | \$299        | \$245      | \$296      | \$315      | \$338        | \$307      | \$324      | \$327      | \$450             | ...         | ...           |
| <b>SELECTED CHARACTERISTICS</b>   |              |            |            |            |              |            |            |            |                   |             |               |
| <b>All income levels in 1979</b> .....                                      | <b>3 638</b> | <b>951</b> | <b>858</b> | <b>824</b> | <b>589</b>   | <b>249</b> | <b>106</b> | <b>51</b>  | <b>10</b>         | <b>2.51</b> | <b>9 907</b>  |
| Median income .....   | \$19 532     | \$15 008   | \$20 070   | \$22 108   | \$25 559     | \$20 380   | \$21 071   | \$68 981   | \$13 750          | ...         | ...           |
| Median gross rent as percentage of household income .....                   | 18.4         | 19.7       | 18.7       | 18.3       | 17.0         | 18.2       | 14.9       | —          | 42.0              | ...         | ...           |
| <b>Income in 1979 below poverty level</b> .....                             | <b>419</b>   | <b>122</b> | <b>121</b> | <b>53</b>  | <b>59</b>    | <b>38</b>  | <b>21</b>  | <b>—</b>   | <b>5</b>          | <b>2.22</b> | <b>...</b>    |
| Median income .....   | \$3 481      | \$3 019    | \$3 371    | \$4 115    | \$4 028      | \$7 500    | \$2500—    | —          | \$13 750          | ...         | ...           |
| Median gross rent as percentage of household income .....                   | 50+          | 50+        | 50+        | 50+        | 50+          | 49.3       | 50+        | 50+        | 50+               | ...         | ...           |



Table A—56. Household Composition and Age of Householder for Owner- and Renter-Occupied Housing Units With an Asian or Pacific Islander Householder: 1980

[Data are estimates based on a sample, see introduction. For meaning of symbols, see introduction. For definitions of terms, see appendices A and B.]

|   |        | Married-couple families |                |                |                |                   | Male householder, no wife present |                |                |                |                   | Female householder, no husband present |                |                |                |                   | Median age |      |
|---|--------|-------------------------|----------------|----------------|----------------|-------------------|-----------------------------------|----------------|----------------|----------------|-------------------|--|----------------|----------------|----------------|-------------------|------------|------|
|   |        | 15 to 24 years          | 25 to 34 years | 35 to 44 years | 45 to 64 years | 65 years and over | 15 to 24 years                    | 25 to 34 years | 35 to 44 years | 45 to 64 years | 65 years and over | 15 to 24 years                         | 25 to 34 years | 35 to 44 years | 45 to 64 years | 65 years and over |            |      |
| <b>The SMSA</b>   |        |                         |                |                |                |                   |                                   |                |                |                |                   |  |                |                |                |                   |            |      |
| <b>Owner-occupied housing units</b>   |        | 4 312                   | 3              | 986            | 1 875          | 887               | 86                                |                |                |                |                   |  |                |                |                |                   |            |      |
| <b>PERSONS IN UNIT</b>  |        |                         |                |                |                |                   |                                   |                |                |                |                   |  |                |                |                |                   |            |      |
| 1 person  | 195    | —                       | —              | —              | —              | —                 | —                                 | —              | —              | —              | —                 | —                                      | —              | —              | —              | —                 | —          |      |
| 2 persons   | 591    | —                       | 206            | 109            | 122            | 45                | —                                 | —              | —              | —              | —                 | —                                      | —              | —              | —              | —                 | —          |      |
| 3 persons   | 809    | —                       | 259            | 286            | 158            | 21                | —                                 | —              | —              | —              | —                 | —                                      | —              | —              | —              | —                 | —          |      |
| 4 persons   | 1 405  | —                       | 341            | 761            | 260            | 6                 | —                                 | —              | —              | —              | —                 | —                                      | —              | —              | —              | —                 | —          |      |
| 5 persons   | 853    | —                       | 125            | 522            | 190            | 10                | —                                 | —              | —              | —              | —                 | —                                      | —              | —              | —              | —                 | —          |      |
| 6 or more persons   | 459    | 3                       | 55             | 197            | 157            | 10                | —                                 | —              | —              | —              | —                 | —                                      | —              | —              | —              | —                 | —          |      |
| Median  | 3 900  | 8.5+                    | 3 558          | 4 211          | 4 113          | 2 446             | —                                 | —              | —              | —              | —                 | —                                      | —              | —              | —              | —                 | —          |      |
| Total persons   | 16 646 | 44                      | 3 457          | 8 026          | 3 648          | 322               | —                                 | —              | —              | —              | —                 | —                                      | —              | —              | —              | —                 | —          |      |
| <b>PLUMBING FACILITIES BY PERSONS PER ROOM</b>  |        |                         |                |                |                |                   |                                   |                |                |                |                   |  |                |                |                |                   |            |      |
| Complete plumbing for exclusive use   | 4 304  | 3                       | 978            | 1 875          | 887            | 86                | —                                 | —              | —              | —              | —                 | —                                      | —              | —              | —              | —                 | —          |      |
| 1.01 or more persons per room   | 220    | 3                       | 26             | 92             | 80             | 6                 | —                                 | —              | —              | —              | —                 | —                                      | —              | —              | —              | —                 | —          |      |
| Lacking complete plumbing for exclusive use   | 8      | —                       | —              | —              | —              | —                 | —                                 | —              | —              | —              | —                 | —                                      | —              | —              | —              | —                 | —          |      |
| 1.01 or more persons per room   | 5      | —                       | —              | —              | —              | —                 | —                                 | —              | —              | —              | —                 | —                                      | —              | —              | —              | —                 | —          |      |
| <b>MORTGAGE STATUS AND SELECTED MONTHLY OWNER COSTS AS PERCENTAGE OF HOUSEHOLD INCOME IN 1979</b> |        |                         |                |                |                |                   |                                   |                |                |                |                   |  |                |                |                |                   |            |      |
| <b>Specified owner-occupied housing units</b>   |        |                         |                |                |                |                   |                                   |                |                |                |                   |  |                |                |                |                   |            |      |
| With a mortgage   | 3 594  | —                       | 857            | 1 609          | 717            | 75                | —                                 | —              | —              | —              | —                 | —                                      | —              | —              | —              | —                 | —          |      |
| Less than 15 percent  | 3 323  | —                       | 1 581          | 1 581          | 649            | 10                | —                                 | —              | —              | —              | —                 | —                                      | —              | —              | —              | —                 | —          |      |
| 15 to 19 percent  | 553    | —                       | 62             | 247            | 208            | —                 | —                                 | —              | —              | —              | —                 | —                                      | —              | —              | —              | —                 | —          |      |
| 20 to 24 percent  | 740    | —                       | 163            | 372            | 121            | —                 | —                                 | —              | —              | —              | —                 | —                                      | —              | —              | —              | —                 | —          |      |
| 25 to 29 percent  | 537    | —                       | 192            | 358            | 143            | 4                 | —                                 | —              | —              | —              | —                 | —                                      | —              | —              | —              | —                 | —          |      |
| 30 to 34 percent  | 315    | —                       | 207            | 235            | 68             | 6                 | —                                 | —              | —              | —              | —                 | —                                      | —              | —              | —              | —                 | —          |      |
| 35 percent or more  | 495    | —                       | 84             | 187            | 22             | —                 | —                                 | —              | —              | —              | —                 | —                                      | —              | —              | —              | —                 | —          |      |
| Not computed  | 5      | —                       | 119            | 182            | 87             | —                 | —                                 | —              | —              | —              | —                 | —                                      | —              | —              | —              | —                 | —          |      |
| Median  | 22.9   | —                       | 22.4           | 19.8           | 19.8           | 25.8              | —                                 | —              | —              | —              | —                 | —                                      | —              | —              | —              | —                 | —          |      |
| Not mortgaged   | 271    | —                       | 25             | 28             | 68             | 65                | —                                 | —              | —              | —              | —                 | —                                      | —              | —              | —              | —                 | —          |      |
| Less than 10 percent  | 105    | —                       | 6              | 23             | 13             | —                 | —                                 | —              | —              | —              | —                 | —                                      | —              | —              | —              | —                 | —          |      |
| 10 to 14 percent  | 40     | —                       | 7              | —              | 12             | 16                | —                                 | —              | —              | —              | —                 | —                                      | —              | —              | —              | —                 | —          |      |
| 15 to 19 percent  | 24     | —                       | —              | —              | —              | —                 | —                                 | —              | —              | —              | —                 | —                                      | —              | —              | —              | —                 | —          |      |
| 20 to 24 percent  | 12     | —                       | —              | —              | —              | —                 | —                                 | —              | —              | —              | —                 | —                                      | —              | —              | —              | —                 | —          |      |
| 25 to 29 percent  | 6      | —                       | —              | —              | —              | —                 | —                                 | —              | —              | —              | —                 | —                                      | —              | —              | —              | —                 | —          |      |
| 30 to 34 percent  | 11     | —                       | —              | —              | —              | —                 | —                                 | —              | —              | —              | —                 | —                                      | —              | —              | —              | —                 | —          |      |
| 35 percent or more  | 67     | —                       | 6              | 5              | 6              | 14                | —                                 | —              | —              | —              | —                 | —                                      | —              | —              | —              | —                 | —          |      |
| Not computed  | 6      | —                       | —              | —              | —              | —                 | —                                 | —              | —              | —              | —                 | —                                      | —              | —              | —              | —                 | —          |      |
| Median  | 13.4   | —                       | 12.5           | 10             | 10             | 16.7              | —                                 | —              | —              | —              | —                 | —                                      | —              | —              | —              | —                 | —          |      |
| <b>Renter-occupied housing units</b>  |        | 3 638                   | 39             | 1 041          | 741            | 247               | 82                                | 83             | 377            | 122            | 70                | 50                                     | 50             | 444            | 119            | 116               | 65         | 34.1 |
| <b>PERSONS IN UNIT</b>  |        |                         |                |                |                |                   |                                   |                |                |                |                   |  |                |                |                |                   |            |      |
| 1 person  | 951    | —                       | —              | —              | —              | —                 | —                                 | —              | —              | —              | —                 | —                                      | —              | —              | —              | —                 | —          | —    |
| 2 persons   | 858    | 15                      | 378            | 111            | 31             | 62                | 38                                | 218            | 77             | 36             | 36                | 50                                     | 322            | 59             | 73             | 65                | 33.0       |      |
| 3 persons   | 824    | 24                      | 368            | 186            | 52             | 10                | 10                                | 71             | 8              | 27             | 27                | 72                                     | 72             | 29             | 22             | —                 | 31.9       |      |
| 4 persons   | 589    | —                       | 186            | 292            | 50             | —                 | 35                                | 55             | 24             | —              | —                 | —                                      | 31             | 17             | 5              | —                 | 33.4       |      |
| 5 persons   | 249    | —                       | 102            | 102            | 64             | —                 | —                                 | 15             | 13             | —              | —                 | —                                      | 19             | 14             | —              | —                 | 37.1       |      |
| 6 or more persons   | 147    | —                       | 47             | 47             | 40             | —                 | —                                 | 18             | —              | —              | —                 | —                                      | —              | —              | —              | —                 | 39.7       |      |
| Median  | 2 551  | 2.69                    | 2 889          | 3 775          | 4 111          | 2 160             | 1 85                              | 1 336          | 1 229          | 1 447          | 7                 | 1 000                                  | 1 119          | 1 520          | 1 299          | 1 000             | 39.0       |      |
| Total persons   | 9 907  | 99                      | 3 282          | 2 784          | 983            | 239               | 109                               | 764            | 210            | 150            | 49                | 49                                     | 624            | 196            | 276            | 76                | —          |      |
| <b>PLUMBING FACILITIES BY PERSONS PER ROOM</b>  |        |                         |                |                |                |                   |                                   |                |                |                |                   |  |                |                |                |                   |            |      |
| Complete plumbing for exclusive use   | 3 551  | 39                      | 1 026          | 711            | 236            | 76                | 83                                | 377            | 116            | 70             | 50                | 50                                     | 438            | 112            | 116            | 65                | 34.0       |      |
| 1.01 or more persons per room   | 667    | —                       | 208            | 206            | 101            | 6                 | 19                                | 46             | 6              | 18             | —                 | —                                      | 23             | 29             | 5              | —                 | 36.2       |      |
| Lacking complete plumbing for exclusive use   | 87     | —                       | 15             | 30             | 11             | 6                 | —                                 | —              | —              | —              | —                 | —                                      | 6              | 7              | —              | —                 | 40.7       |      |
| 1.01 or more persons per room   | 24     | —                       | —              | 18             | 6              | —                 | —                                 | —              | —              | —              | —                 | —                                      | —              | —              | —              | —                 | 43.3       |      |
| <b>GROSS RENT AS PERCENTAGE OF HOUSEHOLD INCOME IN 1979</b>                                       |        |                         |                |                |                |                   |                                   |                |                |                |                   |  |                |                |                |                   |            |      |
| <b>Specified renter-occupied housing units</b>  |        |                         |                |                |                |                   |                                   |                |                |                |                   |  |                |                |                |                   |            |      |
| Less than 15 percent  | 3 609  | 39                      | 1 025          | 734            | 247            | 82                | 83                                | 377            | 116            | 70             | 50                | 50                                     | 444            | 119            | 116            | 65                | 34.1       |      |
| 15 to 19 percent  | 1 577  | 14                      | 325            | 280            | 107            | 16                | 6                                 | 96             | 88             | 37             | 7                 | 7                                      | 136            | 12             | 19             | 6                 | 34.9       |      |
| 20 to 24 percent  | 879    | 15                      | 233            | 212            | 72             | 5                 | 16                                | 135            | 15             | 23             | 11                | 11                                     | 117            | 4              | 21             | 6                 | 33.8       |      |
| 25 to 29 percent  | 443    | —                       | 163            | 70             | 14             | 12                | 5                                 | 7              | —              | 6              | 5                 | 5                                      | 62             | 35             | 42             | —                 | 33.7       |      |
| 30 to 34 percent  | 223    | —                       | 30             | 48             | 6              | —                 | —                                 | 39             | 8              | 6              | 5                 | 5                                      | 46             | 16             | 8              | —                 | 34.2       |      |
| 35 to 49 percent  | 197    | —                       | 45             | 33             | 15             | —                 | —                                 | 37             | 7              | 4              | 4                 | 4                                      | 31             | 5              | 5              | —                 | 33.3       |      |
| 50 percent or more  | 251    | 10                      | 98             | 30             | 15             | 20                | —                                 | 8              | —              | —              | 10                | 10                                     | 7              | 7              | —              | —                 | 33.0       |      |
| Not computed  | 375    | —                       | 118            | 43             | 6              | 24                | 37                                | 34             | —              | —              | 7                 | 7                                      | 40             | 39             | 21             | 6                 | 38.1       |      |
| Median  | 84     | 16.8                    | 113            | 18             | 12             | 5                 | 6                                 | 12             | 6              | —              | —                 | —                                      | 12             | 6              | —              | —                 | 38.1       |      |
| Total persons   | 18.4   | —                       | 16.8           | 16.8           | 15.7           | 37.7              | 33.8                              | 18.2           | 12.0           | 14.4           | 23.5              | 24.6                                   | 18.7           | 26.7           | 22.1           | 34.1              | —          |      |

Table A—57. Age and Sex of Householder in One-Person Households for Owner- and Renter-Occupied Housing Units With an Asian or Pacific Islander Householder: 1980

[Data are estimates based on a sample, see Introduction. For meaning of symbols, see Introduction. For definitions of terms, see appendixes A and B.]

| The SMSA  | Male householder |                |                |                |                |                   | Female householder |                |                |                |                |                   |         |
|---|------------------|----------------|----------------|----------------|----------------|-------------------|--------------------|----------------|----------------|----------------|----------------|-------------------|---------|
|   | Total            | 15 to 24 years | 25 to 34 years | 35 to 44 years | 45 to 64 years | 65 years and over | Total              | 15 to 24 years | 25 to 34 years | 35 to 44 years | 45 to 64 years | 65 years and over |         |
| <b>Owner-occupied housing units</b> -----   | 195              | 91             | 41             | 19             | 24             | 7                 | 104                | 15             | 14             | 12             | 63             |                   |         |
| <b>PLUMBING FACILITIES</b>  |                  |                |                |                |                |                   |                    |                |                |                |                |                   |         |
| Complete plumbing for exclusive use -----   | 195              | 91             | 41             | 19             | 24             | 7                 | 104                | 15             | 14             | 12             | 63             |                   |         |
| Lacking complete plumbing for exclusive use -----                                   | —                | —              | —              | —              | —              | —                 | —                  | —              | —              | —              | —              |                   |         |
| <b>UNITS IN STRUCTURE</b>   |                  |                |                |                |                |                   |                    |                |                |                |                |                   |         |
| 1, detached or attached -----   | 153              | 73             | 36             | 19             | 18             | —                 | 80                 | 15             | 8              | 12             | 45             |                   |         |
| 2 or more -----   | 42               | 18             | 5              | —              | 6              | 7                 | 24                 | —              | 6              | —              | 18             |                   |         |
| Mobile home or trailer, etc. -----  | —                | —              | —              | —              | —              | —                 | —                  | —              | —              | —              | —              |                   |         |
| <b>HOUSEHOLD INCOME IN 1979</b>   |                  |                |                |                |                |                   |                    |                |                |                |                |                   |         |
| Less than \$5,000 -----   | 48               | 7              | —              | —              | —              | 7                 | 41                 | 8              | —              | —              | 33             |                   |         |
| \$5,000 to \$9,999 -----  | 31               | —              | —              | —              | —              | —                 | 31                 | —              | 8              | —              | 23             |                   |         |
| \$10,000 to \$12,499 -----  | 6                | 6              | —              | —              | 6              | —                 | —                  | —              | —              | —              | —              |                   |         |
| \$12,500 to \$14,999 -----  | 7                | 7              | 7              | —              | —              | —                 | —                  | —              | —              | —              | —              |                   |         |
| \$15,000 to \$19,999 -----  | 22               | 9              | 9              | —              | —              | —                 | 13                 | 7              | —              | 6              | —              |                   |         |
| \$20,000 to \$24,999 -----  | 18               | 12             | 6              | 6              | —              | —                 | 6                  | —              | —              | 6              | —              |                   |         |
| \$25,000 to \$34,999 -----  | 45               | 39             | 19             | 13             | 7              | —                 | 6                  | —              | 6              | —              | —              |                   |         |
| \$35,000 to \$49,999 -----  | 11               | 11             | —              | —              | 11             | —                 | —                  | —              | —              | —              | —              |                   |         |
| \$50,000 or more -----  | 7                | —              | —              | —              | —              | —                 | 7                  | —              | —              | —              | 7              |                   |         |
| Median -----  | \$15 917         | \$25 511       | \$21 875       | \$26 094       | \$29 643       | \$3 750           | \$7 727            | \$4 844        | \$9 688        | \$20 000       | \$4 844        |                   |         |
| Mean -----  | \$17 298         | \$22 409       | \$20 972       | \$25 475       | \$28 050       | \$3 155           | \$12 827           | \$10 871       | \$19 859       | \$19 493       | \$10 461       |                   |         |
| <b>MORTGAGE STATUS AND SELECTED MONTHLY OWNER COSTS</b>                             |                  |                |                |                |                |                   |                    |                |                |                |                |                   |         |
| Specified owner-occupied housing units -----  | 126              | 67             | 30             | 19             | 18             | —                 | 59                 | 15             | —              | 12             | 32             |                   |         |
| With a mortgage -----   | 92               | 67             | 30             | 19             | 18             | —                 | 25                 | 15             | —              | 6              | 4              |                   |         |
| Less than \$200 -----   | —                | —              | —              | —              | —              | —                 | —                  | —              | —              | —              | —              |                   |         |
| \$200 to \$249 -----  | —                | —              | —              | —              | —              | —                 | —                  | —              | —              | —              | —              |                   |         |
| \$250 to \$299 -----  | —                | —              | —              | —              | —              | —                 | —                  | —              | —              | —              | —              |                   |         |
| \$300 to \$349 -----  | —                | —              | —              | —              | —              | —                 | —                  | —              | —              | —              | —              |                   |         |
| \$350 to \$399 -----  | 6                | 6              | —              | 6              | —              | —                 | —                  | —              | —              | —              | —              |                   |         |
| \$400 to \$499 -----  | 20               | 14             | 9              | —              | 5              | —                 | 6                  | —              | —              | 6              | —              |                   |         |
| \$500 to \$599 -----  | 52               | 33             | 7              | 13             | 13             | —                 | 19                 | 15             | —              | —              | 4              |                   |         |
| \$600 to \$749 -----  | —                | —              | —              | —              | —              | —                 | —                  | —              | —              | —              | —              |                   |         |
| \$750 or more -----   | 14               | 14             | 14             | —              | —              | —                 | —                  | —              | —              | —              | —              |                   |         |
| Median -----  | \$538            | \$541          | \$586          | \$527          | \$531          | —                 | \$534              | \$550          | —              | \$425          | \$550          |                   |         |
| Not mortgaged -----   | 34               | —              | —              | —              | —              | —                 | 34                 | —              | —              | 6              | 28             |                   |         |
| Less than \$50 -----  | —                | —              | —              | —              | —              | —                 | —                  | —              | —              | —              | —              |                   |         |
| \$50 to \$74 -----  | —                | —              | —              | —              | —              | —                 | —                  | —              | —              | —              | —              |                   |         |
| \$75 to \$99 -----  | —                | —              | —              | —              | —              | —                 | —                  | —              | —              | —              | —              |                   |         |
| \$100 to \$124 -----  | —                | —              | —              | —              | —              | —                 | —                  | —              | —              | —              | —              |                   |         |
| \$125 to \$149 -----  | —                | —              | —              | —              | —              | —                 | —                  | —              | —              | —              | —              |                   |         |
| \$150 to \$199 -----  | 14               | —              | —              | —              | —              | —                 | 14                 | —              | —              | —              | 14             |                   |         |
| \$200 to \$249 -----  | 7                | —              | —              | —              | —              | —                 | 7                  | —              | —              | —              | 7              |                   |         |
| \$250 or more -----   | 13               | —              | —              | —              | —              | —                 | 13                 | —              | —              | 6              | 7              |                   |         |
| Median -----  | \$221            | —              | —              | —              | —              | —                 | \$221              | —              | —              | \$250+         | \$200          |                   |         |
| <b>SELECTED CHARACTERISTICS</b>   |                  |                |                |                |                |                   |                    |                |                |                |                |                   |         |
| Median selected monthly owner costs as percentage of household income in 1979 ----- | 30.0             | 26.5           | 34.4           | 24.3           | 18.3           | —                 | 34.0               | 50+            | —              | 25.0           | 42.0           |                   |         |
| With a mortgage -----   | 30.5             | 26.5           | 34.4           | 24.3           | 18.3           | —                 | 34.8               | 50+            | —              | 32.5           | 50+            |                   |         |
| Not mortgaged -----   | 28.3             | —              | —              | —              | —              | —                 | 28.3               | —              | —              | 17.5           | 40.7           |                   |         |
| Income in 1979 below poverty level -----  | 24               | 7              | —              | —              | —              | 7                 | 17                 | 8              | —              | —              | 9              |                   |         |
| Percent below poverty level -----   | 12.3             | 7.7            | —              | —              | —              | 100.0             | 16.3               | 53.3           | —              | —              | 14.3           |                   |         |
| <b>Renter-occupied housing units</b> -----  | 951              | 419            | 38             | 218            | 77             | 36                | 50                 | 532            | 13             | 322            | 59             | 73                | 65      |
| <b>PLUMBING FACILITIES</b>  |                  |                |                |                |                |                   |                    |                |                |                |                |                   |         |
| Complete plumbing for exclusive use -----   | 933              | 413            | 38             | 218            | 71             | 36                | 50                 | 520            | 7              | 316            | 59             | 73                | 65      |
| Lacking complete plumbing for exclusive use -----                                   | 18               | 6              | —              | 6              | 6              | —                 | —                  | 12             | 6              | 6              | —              | —                 | —       |
| <b>UNITS IN STRUCTURE</b>   |                  |                |                |                |                |                   |                    |                |                |                |                |                   |         |
| 1, detached or attached -----   | 20               | 6              | 6              | —              | —              | —                 | —                  | 14             | 14             | —              | —              | —                 | —       |
| 2 -----   | 73               | 25             | 18             | —              | —              | 7                 | —                  | 48             | 7              | 41             | —              | —                 | —       |
| 3 and 4 -----   | 116              | 51             | 26             | 19             | —              | —                 | —                  | 65             | 39             | 7              | 9              | 10                | —       |
| 5 to 9 -----  | 46               | 6              | —              | —              | —              | —                 | —                  | 40             | 32             | —              | 8              | —                 | —       |
| 10 to 49 -----  | 385              | 171            | 101            | 35             | 14             | 7                 | —                  | 214            | 6              | 120            | 35             | 34                | 19      |
| 50 or more -----  | 301              | 160            | 67             | 23             | 22             | 36                | —                  | 141            | 76             | 7              | 22             | 36                | 36      |
| Mobile home or trailer, etc. -----  | 10               | —              | —              | —              | —              | —                 | —                  | 10             | —              | 10             | —              | —                 | —       |
| <b>HOUSEHOLD INCOME IN 1979</b>   |                  |                |                |                |                |                   |                    |                |                |                |                |                   |         |
| Less than \$5,000 -----   | 129              | 83             | 14             | 26             | 6              | 37                | —                  | 46             | 6              | 7              | 8              | 25                |         |
| \$5,000 to \$9,999 -----  | 148              | 48             | —              | 38             | 4              | 6                 | —                  | 100            | 7              | 58             | 8              | 27                |         |
| \$10,000 to \$12,499 -----  | 101              | 35             | 6              | 22             | 7              | —                 | —                  | 66             | —              | 28             | 17             | 6                 |         |
| \$12,500 to \$14,999 -----  | 97               | 11             | 4              | 7              | —              | —                 | —                  | 86             | —              | 54             | 25             | 7                 |         |
| \$15,000 to \$19,999 -----  | 260              | 92             | 13             | 66             | 7              | 6                 | —                  | 168            | —              | 136            | 4              | 21                | 7       |
| \$20,000 to \$24,999 -----  | 86               | 55             | 5              | 39             | 4              | 7                 | —                  | 31             | —              | 31             | —              | —                 |         |
| \$25,000 to \$34,999 -----  | 84               | 63             | 23             | 21             | 19             | —                 | —                  | 21             | —              | 15             | —              | 6                 |         |
| \$35,000 to \$49,999 -----  | 38               | 32             | —              | 32             | —              | —                 | —                  | 6              | —              | 6              | —              | —                 |         |
| \$50,000 or more -----  | 8                | —              | —              | —              | —              | —                 | —                  | 8              | —              | —              | —              | —                 |         |
| Median -----  | \$15 008         | \$16 042       | \$12 083       | \$15 913       | \$27 679       | \$27 692          | \$4 189            | \$14 070       | \$7 679        | \$15 739       | \$13 050       | \$14 464          | \$5 893 |
| Mean -----  | \$15 690         | \$16 642       | \$10 526       | \$15 225       | \$28 098       | \$21 554          | \$6 289            | \$14 940       | \$5 809        | \$15 485       | \$14 307       | \$21 978          | \$6 738 |
| <b>GROSS RENT</b>   |                  |                |                |                |                |                   |                    |                |                |                |                |                   |         |
| Specified renter-occupied housing units -----                                       | 951              | 419            | 38             | 218            | 77             | 36                | 50                 | 532            | 13             | 322            | 59             | 73                | 65      |
| Less than \$100 -----   | 43               | 26             | —              | —              | —              | 26                | —                  | 17             | —              | —              | —              | —                 | 17      |
| \$100 to \$149 -----  | 89               | 26             | 10             | 6              | —              | 10                | —                  | 63             | —              | 63             | —              | —                 | —       |
| \$150 to \$199 -----  | 156              | 61             | 30             | 11             | 13             | 7                 | —                  | 95             | —              | 70             | 7              | 8                 | 10      |
| \$200 to \$249 -----  | 206              | 72             | 8              | 41             | —              | 16                | 7                  | 134            | —              | 93             | 14             | 21                | 6       |
| \$250 to \$299 -----  | 166              | 83             | 12             | 46             | 18             | 7                 | —                  | 83             | —              | 22             | 24             | 30                | 7       |
| \$300 to \$349 -----  | 178              | 89             | 13             | 49             | 27             | —                 | —                  | 89             | 6              | 57             | 14             | —                 | 12      |
| \$350 to \$399 -----  | 68               | 33             | 5              | 21             | 7              | —                 | —                  | 35             | 7              | 13             | —              | 8                 | 7       |
| \$400 to \$499 -----  | 36               | 24             | —              | 16             | 8              | —                 | —                  | 12             | —              | —              | —              | 6                 | 6       |
| \$500 or more -----   | 4                | —              | —              | —              | —              | —                 | —                  | 4              | —              | 4              | —              | —                 | —       |
| No cash rent -----  | 5                | 5              | —              | —              | —              | —                 | —                  | —              | —              | —              | —              | —                 | —       |
| Median -----  | \$245            | \$269          | \$298          | \$278          | \$306          | \$221             | \$89               | \$233          | \$354          | \$216          | \$263          | \$258             | \$248   |
| <b>SELECTED CHARACTERISTICS</b>   |                  |                |                |                |                |                   |                    |                |                |                |                |                   |         |
| Median gross rent as percentage of household income in 1979 -----                   | 19.7             | 18.3           | 28.6           | 19.0           | 12.4           | 14.3              | 23.5               | 21.6           | 49.3           | 18.6           | 23.8           | 21.9              | 34.1    |
| Income in 1979 below poverty level -----  | 122              | 78             | 14             | 26             | 6              | —                 | 32                 | 44             | 6              | —              | 7              | 8                 | 23      |
| Percent below poverty level -----   | 12.8             | 18.6           | 36.8           | 11.9           | 7.8            | —                 | 64.0               | 8.3            | 46.2           | —              | 11.9           | 11.0              | 35.4    |



Table A—58. Value of Owner-Occupied Housing Units With a Spanish Origin Householder: 1980

[Data are estimates based on a sample, see Introduction. For meaning of symbols, see Introduction. For definitions of terms, see appendixes A and B.]

| The SMSA  | Total    | Less than \$10,000 | \$10,000 to \$19,999 | \$20,000 to \$29,999 | \$30,000 to \$39,999 | \$40,000 to \$49,999 | \$50,000 to \$59,999 | \$60,000 to \$79,999 | \$80,000 to \$99,999 | \$100,000 to \$149,999 | \$150,000 or more | Median (dollars) | Mean (dollars) |        |
|---|----------|--------------------|----------------------|----------------------|----------------------|----------------------|----------------------|----------------------|----------------------|------------------------|-------------------|------------------|----------------|--------|
|   |          |                    |                      |                      |                      |                      |                      |                      |                      |                        |                   |                  |                |        |
| <b>Specified owner-occupied housing units</b>   | 5 243    | 7                  | 148                  | 362                  | 733                  | 740                  | 734                  | 1 271                | 598                  | 469                    | 181               | 58 100           | 66 000         |        |
| <b>HOUSEHOLD TYPE AND AGE OF HOUSEHOLDER</b>  |          |                    |                      |                      |                      |                      |                      |                      |                      |                        |                   |                  |                |        |
| <b>Married-couple families</b>  | 4 580    | —                  | 116                  | 277                  | 645                  | 638                  | 682                  | 1 137                | 510                  | 402                    | 173               | 58 700           | 67 000         |        |
| 15 to 24 years  | 42       | —                  | —                    | —                    | 4                    | 8                    | 5                    | 20                   | 5                    | —                      | —                 | 61 500           | 59 800         |        |
| 25 to 34 years  | 830      | —                  | 15                   | 25                   | 97                   | 145                  | 184                  | 233                  | 92                   | 39                     | —                 | 57 300           | 60 500         |        |
| 35 to 44 years  | 1 594    | —                  | 35                   | 70                   | 213                  | 175                  | 217                  | 405                  | 198                  | 191                    | 90                | 63 500           | 73 500         |        |
| 45 to 64 years  | 1 918    | —                  | 57                   | 163                  | 306                  | 282                  | 245                  | 432                  | 196                  | 160                    | 77                | 54 500           | 65 200         |        |
| 65 years and over   | 196      | —                  | 9                    | 19                   | 25                   | 28                   | 31                   | 47                   | 19                   | 12                     | 6                 | 55 600           | 60 200         |        |
| <b>Male householder, no wife present</b>  | 205      | —                  | —                    | 48                   | 26                   | 34                   | 28                   | 20                   | 27                   | 22                     | —                 | 47 700           | 56 500         |        |
| 15 to 24 years  | —        | —                  | —                    | —                    | —                    | —                    | —                    | —                    | —                    | —                      | —                 | —                | —              |        |
| 25 to 34 years  | 80       | —                  | —                    | 8                    | —                    | 13                   | 22                   | —                    | 21                   | 16                     | —                 | 57 000           | 72 900         |        |
| 35 to 44 years  | 45       | —                  | —                    | 15                   | —                    | —                    | 6                    | 12                   | 6                    | 6                      | —                 | 61 300           | 60 300         |        |
| 45 to 64 years  | 61       | —                  | —                    | 17                   | 21                   | 15                   | —                    | 8                    | —                    | —                      | —                 | 34 500           | 38 500         |        |
| 65 years and over   | 19       | —                  | —                    | 8                    | 5                    | 6                    | —                    | —                    | —                    | —                      | —                 | 36 500           | 35 900         |        |
| <b>Female householder, no husband present</b>   | 458      | 7                  | 32                   | 37                   | 62                   | 68                   | 24                   | 114                  | 61                   | 45                     | 8                 | 54 800           | 61 000         |        |
| 15 to 24 years  | —        | —                  | —                    | —                    | —                    | —                    | —                    | —                    | —                    | —                      | —                 | —                | —              |        |
| 25 to 34 years  | 61       | —                  | —                    | —                    | 19                   | 7                    | —                    | 28                   | —                    | 7                      | —                 | 62 800           | 64 800         |        |
| 35 to 44 years  | 123      | —                  | 6                    | 3                    | —                    | 34                   | 12                   | 37                   | 26                   | 5                      | —                 | 64 100           | 63 200         |        |
| 45 to 64 years  | 195      | 7                  | 26                   | 19                   | 37                   | 8                    | 12                   | 30                   | 27                   | 25                     | 4                 | 50 200           | 57 100         |        |
| 65 years and over   | 79       | —                  | —                    | 15                   | 6                    | 19                   | —                    | 19                   | 8                    | 8                      | 4                 | 49 900           | 64 000         |        |
| <b>Median age</b>   | 44.1     | 47.5               | 50.5                 | 48.4                 | 46.4                 | 44.3                 | 41.7                 | 42.4                 | 43.2                 | 43.5                   | 45.1              | ...              | ...            |        |
| <b>YEAR HOUSEHOLDER MOVED INTO UNIT</b>   |          |                    |                      |                      |                      |                      |                      |                      |                      |                        |                   |                  |                |        |
| 1979 to March 1980  | 792      | —                  | 5                    | 39                   | 153                  | 110                  | 125                  | 172                  | 104                  | 78                     | 6                 | 54 900           | 63 100         |        |
| 1975 to 1978  | 1 898    | —                  | 55                   | 122                  | 231                  | 288                  | 283                  | 456                  | 202                  | 165                    | 96                | 59 000           | 68 600         |        |
| 1970 to 1974  | 1 311    | 7                  | 34                   | 82                   | 127                  | 200                  | 172                  | 339                  | 167                  | 130                    | 53                | 62 100           | 68 800         |        |
| 1960 to 1969  | 836      | —                  | 30                   | 75                   | 148                  | 81                   | 107                  | 205                  | 79                   | 89                     | 22                | 56 700           | 65 000         |        |
| 1959 or earlier   | 406      | —                  | 24                   | 44                   | 74                   | 61                   | 47                   | 99                   | 46                   | 7                      | 4                 | 50 000           | 52 900         |        |
| <b>ROOMS</b>  |          |                    |                      |                      |                      |                      |                      |                      |                      |                        |                   |                  |                |        |
| 1 to 3 rooms  | 57       | —                  | 11                   | 12                   | 5                    | 19                   | 10                   | —                    | —                    | —                      | —                 | 40 100           | 35 700         |        |
| 4 rooms   | 177      | —                  | —                    | 38                   | 43                   | 33                   | 46                   | 17                   | —                    | —                      | —                 | 44 200           | 42 700         |        |
| 5 rooms   | 631      | —                  | 23                   | 57                   | 136                  | 122                  | 157                  | 112                  | 18                   | —                      | —                 | 47 700           | 49 000         |        |
| 6 rooms   | 1 373    | 7                  | 36                   | 119                  | 264                  | 290                  | 209                  | 339                  | 83                   | 15                     | 11                | 48 700           | 52 500         |        |
| 7 rooms   | 1 297    | —                  | 62                   | 68                   | 148                  | 161                  | 168                  | 398                  | 200                  | 79                     | 13                | 62 400           | 63 400         |        |
| 8 or more rooms   | 1 708    | —                  | 16                   | 68                   | 137                  | 115                  | 144                  | 405                  | 297                  | 375                    | 151               | 78 300           | 88 700         |        |
| <b>Median</b>   | 6.8      | 6.0                | 6.6                  | 6.1                  | 6.2                  | 6.2                  | 6.2                  | 6.9                  | 7.5                  | 8.5                    | 8.5+              | ...              | ...            |        |
| <b>BEDROOMS</b>   |          |                    |                      |                      |                      |                      |                      |                      |                      |                        |                   |                  |                |        |
| None  | 10       | —                  | —                    | —                    | —                    | 10                   | —                    | —                    | —                    | —                      | —                 | —                | 42 500         | 42 500 |
| 1   | 64       | —                  | 11                   | 18                   | 5                    | —                    | 19                   | 11                   | —                    | —                      | —                 | —                | 38 000         | 41 200 |
| 2   | 556      | —                  | 19                   | 62                   | 101                  | 10                   | 145                  | 110                  | 12                   | —                      | —                 | —                | 49 400         | 49 800 |
| 3   | 2 765    | 7                  | 46                   | 185                  | 411                  | 489                  | 379                  | 735                  | 338                  | 142                    | 33                | 54 600           | 60 500         |        |
| 4   | 1 407    | —                  | 48                   | 57                   | 188                  | 95                   | 154                  | 380                  | 189                  | 244                    | 52                | 66 800           | 74 700         |        |
| 5 or more   | 441      | —                  | 24                   | 40                   | 28                   | 45                   | 37                   | 35                   | 59                   | 83                     | 90                | 81 900           | 98 000         |        |
| <b>YEAR STRUCTURE BUILT</b>   |          |                    |                      |                      |                      |                      |                      |                      |                      |                        |                   |                  |                |        |
| 1975 to March 1980  | 180      | —                  | —                    | —                    | 10                   | 5                    | 7                    | 26                   | 5                    | 89                     | 38                | 128 300          | 128 000        |        |
| 1970 to 1974  | 314      | —                  | —                    | —                    | 17                   | 9                    | 49                   | 77                   | 82                   | 68                     | 12                | 80 700           | 84 100         |        |
| 1960 to 1969  | 811      | —                  | 9                    | 15                   | 11                   | 58                   | 63                   | 320                  | 160                  | 136                    | 39                | 76 800           | 84 300         |        |
| 1950 to 1959  | 974      | —                  | 13                   | 12                   | 78                   | 149                  | 116                  | 341                  | 160                  | 69                     | 36                | 65 700           | 72 500         |        |
| 1940 to 1949  | 819      | —                  | 34                   | 21                   | 170                  | 148                  | 156                  | 187                  | 61                   | 28                     | 14                | 52 600           | 57 300         |        |
| 1939 or earlier   | 2 145    | 7                  | 92                   | 314                  | 447                  | 371                  | 343                  | 320                  | 130                  | 79                     | 42                | 45 500           | 51 700         |        |
| <b>HOUSEHOLD INCOME IN 1979</b>   |          |                    |                      |                      |                      |                      |                      |                      |                      |                        |                   |                  |                |        |
| Less than \$5,000   | 189      | 7                  | 9                    | 28                   | 24                   | 43                   | 4                    | 45                   | 13                   | 8                      | 8                 | 46 900           | 54 900         |        |
| \$5,000 to \$9,999  | 166      | —                  | 14                   | 35                   | 23                   | 23                   | 40                   | 26                   | —                    | 5                      | —                 | 44 600           | 44 100         |        |
| \$10,000 to \$12,999  | 228      | —                  | 33                   | 37                   | 34                   | 49                   | 6                    | 47                   | 13                   | 9                      | —                 | 41 300           | 45 300         |        |
| \$12,500 to \$14,999  | 174      | —                  | 21                   | 45                   | 42                   | 19                   | 11                   | 36                   | —                    | —                      | —                 | 35 200           | 39 400         |        |
| \$15,000 to \$19,999  | 556      | —                  | 20                   | 46                   | 89                   | 140                  | 95                   | 93                   | 54                   | 13                     | 6                 | 48 300           | 53 100         |        |
| \$20,000 to \$24,999  | 778      | —                  | 13                   | 68                   | 164                  | 145                  | 148                  | 132                  | 100                  | 8                      | —                 | 49 900           | 53 000         |        |
| \$25,000 to \$34,999  | 1 535    | —                  | 30                   | 61                   | 250                  | 220                  | 270                  | 441                  | 167                  | 80                     | 16                | 56 800           | 61 100         |        |
| \$35,000 to \$49,999  | 1 107    | —                  | —                    | 37                   | 84                   | 77                   | 135                  | 379                  | 173                  | 191                    | 31                | 70 900           | 77 600         |        |
| \$50,000 or more  | 510      | —                  | 8                    | 5                    | 23                   | 24                   | 25                   | 72                   | 78                   | 155                    | 120               | 106 400          | 119 600        |        |
| <b>Median</b>   | \$27 946 | \$3 750            | \$14 643             | \$18 958             | \$24 208             | \$23 367             | \$27 423             | \$30 561             | \$29 696             | \$43 247               | \$58 742          | ...              | ...            |        |
| <b>Mean</b>   | \$30 672 | \$4 450            | \$19 181             | \$19 463             | \$24 615             | \$24 838             | \$27 869             | \$30 448             | \$33 977             | \$48 160               | \$68 596          | ...              | ...            |        |
| <b>MORTGAGE STATUS AND SELECTED MONTHLY OWNER COSTS AS PERCENTAGE OF HOUSEHOLD INCOME IN 1979</b> |          |                    |                      |                      |                      |                      |                      |                      |                      |                        |                   |                  |                |        |
| <b>With a mortgage</b>  | 4 436    | —                  | 92                   | 246                  | 640                  | 603                  | 681                  | 1 062                | 522                  | 440                    | 150               | 59 100           | 67 300         |        |
| Less than 15 percent  | 911      | —                  | 13                   | 41                   | 129                  | 79                   | 135                  | 222                  | 97                   | 144                    | 51                | 64 700           | 76 200         |        |
| 15 to 19 percent  | 1 009    | —                  | 15                   | 41                   | 195                  | 123                  | 152                  | 242                  | 102                  | 102                    | 37                | 57 900           | 67 400         |        |
| 20 to 24 percent  | 792      | —                  | 22                   | 30                   | 93                   | 133                  | 109                  | 198                  | 92                   | 90                     | 25                | 60 900           | 68 600         |        |
| 25 to 29 percent  | 618      | —                  | 5                    | 33                   | 71                   | 88                   | 104                  | 186                  | 101                  | 24                     | 6                 | 60 500           | 62 600         |        |
| 30 to 34 percent  | 395      | —                  | 17                   | 39                   | 46                   | 62                   | 97                   | 59                   | 34                   | 27                     | 14                | 52 600           | 61 700         |        |
| 35 percent or more  | 700      | —                  | 20                   | 62                   | 106                  | 118                  | 84                   | 144                  | 96                   | 53                     | 17                | 53 600           | 61 200         |        |
| Not computed  | 11       | —                  | —                    | —                    | —                    | —                    | —                    | 11                   | —                    | —                      | —                 | 67 500           | 67 500         |        |
| <b>Median</b>   | 21.8     | —                  | 24.1                 | 26.7                 | 19.9                 | 23.7                 | 22.5                 | 21.6                 | 23.4                 | 18.7                   | 18.2              | ...              | ...            |        |
| <b>Not mortgaged</b>  | 807      | 7                  | 56                   | 116                  | 93                   | 137                  | 53                   | 209                  | 76                   | 29                     | 31                | 49 300           | 59 300         |        |
| Less than 10 percent  | 269      | —                  | 9                    | 66                   | 32                   | 46                   | 12                   | 69                   | 10                   | 13                     | 12                | 43 700           | 57 900         |        |
| 10 to 14 percent  | 234      | —                  | 14                   | —                    | 32                   | 42                   | 24                   | 59                   | 46                   | 9                      | 8                 | 61 500           | 67 400         |        |
| 15 to 19 percent  | 125      | —                  | 7                    | 21                   | —                    | 10                   | 11                   | 56                   | 6                    | 7                      | 7                 | 67 100           | 69 400         |        |
| 20 to 24 percent  | 47       | —                  | 20                   | 6                    | —                    | 11                   | —                    | —                    | —                    | —                      | —                 | 21 500           | 25 700         |        |
| 25 to 29 percent  | 12       | —                  | —                    | —                    | —                    | —                    | —                    | —                    | —                    | —                      | —                 | 35 000           | 35 000         |        |
| 30 to 34 percent  | 19       | —                  | —                    | —                    | —                    | —                    | —                    | —                    | —                    | —                      | —                 | 72 100           | 62 600         |        |
| 35 percent or more  | 90       | 7                  | 6                    | 10                   | 6                    | 29                   | 6                    | 14                   | 8                    | —                      | 4                 | 43 800           | 50 300         |        |
| Not computed  | 11       | —                  | —                    | —                    | —                    | —                    | —                    | 5                    | —                    | —                      | —                 | 27 300           | 45 000         |        |
| <b>Median</b>   | 12.8     | 45.0               | 18.6                 | 10—                  | 12.3                 | 12.7                 | 13.0                 | 12.8                 | 13.0                 | 10.8                   | 12.2              | ...              | ...            |        |
| <b>SELECTED CHARACTERISTICS</b>   |          |                    |                      |                      |                      |                      |                      |                      |                      |                        |                   |                  |                |        |
| <b>Complete plumbing for exclusive use</b>  | 5 243    | 7                  | 148                  | 362                  | 733                  | 740                  | 734                  | 1 271                | 598                  | 469                    | 181               | 58 100           | 66 000         |        |
| 1.01 or more persons per room   | 239      | —                  | 19                   | 66                   | 62                   | 33                   | 16                   | 43                   | —                    | —                      | —                 | 33 800           | 38 900         |        |
| <b>Lacking complete plumbing for exclusive use</b>  | —        | —                  | —                    | —                    | —                    | —                    | —                    | —                    | —                    | —                      | —                 | —                | —              |        |
| 1.01 or more persons per room   | —        | —                  | —                    | —                    | —                    | —                    | —                    | —                    | —                    | —                      | —                 | —                | —              |        |
| <b>Heating equipment</b>  | 5 238    | 7                  | 143                  | 362                  | 733                  | 740                  | 734                  | 1 271                | 598                  | 469                    | 181               | 58 200           | 66 100         |        |
| Central heating system  | 5 010    | 7                  | 123                  | 343                  | 702                  | 696                  | 689                  | 1 234                | 571                  | 469                    | 176               | 58 900           | 66 600         |        |
| <b>Air conditioning</b>   | 3 929    | 7                  | 72                   | 195                  | 535                  | 526                  | 560                  | 1 015                | 490                  | 368                    | 161               | 61 300           | 69 200         |        |
| Central system  | 767      | 7                  | —                    | 4                    | 18                   | 31                   | 11                   | 223                  | 163                  | 212                    | 98                | 90 800           | 104 300        |        |
| <b>Income in 1979 below poverty level</b>   | 205      | 7                  | 6                    | 27                   | 34                   | 44                   | 4                    | 57                   | 5                    | 13                     | 8                 | 46 600           | 55 700         |        |
| Percent below poverty level   | 3.9      | 100.0              | 4.1                  | 7.5                  | 4.6                  | 5.9                  | 0.5                  | 4.5                  | 0.8                  | 2.8                    | 4.4               | ...              | ...            |        |

Table A — 59. Gross Rent of Renter-Occupied Housing Units With a Spanish Origin Householder: 1980

[Data are estimates based on a sample, see Introduction. For meaning of symbols, see Introduction. For definitions of terms, see appendixes A and B.]

| The SMSA  | Total         | Less than \$100 | \$100 to \$149 | \$150 to \$199 | \$200 to \$249 | \$250 to \$299 | \$300 to \$349 | \$350 to \$399 | \$400 to \$499 | \$500 or more | No cash rent | Median (dollars) |
|---|---------------|-----------------|----------------|----------------|----------------|----------------|----------------|----------------|----------------|---------------|--------------|------------------|
| <b>Specified renter-occupied housing units</b> .....                      | <b>27 595</b> | <b>1 277</b>    | <b>1 208</b>   | <b>4 160</b>   | <b>8 055</b>   | <b>6 504</b>   | <b>3 416</b>   | <b>1 449</b>   | <b>896</b>     | <b>270</b>    | <b>360</b>   | <b>244</b>       |
| <b>HOUSEHOLD TYPE AND AGE OF HOUSEHOLDER</b>                              |               |                 |                |                |                |                |                |                |                |               |              |                  |
| <b>Married-couple families</b> .....                                      | <b>13 881</b> | <b>307</b>      | <b>342</b>     | <b>1 917</b>   | <b>3 979</b>   | <b>3 407</b>   | <b>2 033</b>   | <b>918</b>     | <b>535</b>     | <b>199</b>    | <b>244</b>   | <b>254</b>       |
| 15 to 24 years.....   | 1 501         | 41              | 37             | 239            | 460            | 373            | 226            | 87             | 31             | —             | 7            | 247              |
| 25 to 34 years.....   | 4 633         | 75              | 76             | 622            | 1 375          | 1 187          | 680            | 315            | 128            | 76            | 99           | 254              |
| 35 to 44 years.....   | 3 215         | 56              | 87             | 400            | 694            | 854            | 572            | 214            | 121            | 56            | 61           | 270              |
| 45 to 64 years.....   | 3 729         | 74              | 112            | 463            | 1 202          | 852            | 480            | 292            | 121            | 61            | 72           | 249              |
| 65 years and over.....  | 803           | 61              | 30             | 193            | 248            | 141            | 75             | 10             | 34             | 6             | 5            | 226              |
| <b>Male householder, no wife present</b> .....                            | <b>3 724</b>  | <b>136</b>      | <b>420</b>     | <b>688</b>     | <b>1 121</b>   | <b>693</b>     | <b>363</b>     | <b>122</b>     | <b>84</b>      | <b>9</b>      | <b>88</b>    | <b>207</b>       |
| 15 to 24 years.....   | 657           | 44              | 107            | 153            | 182            | 60             | 51             | 40             | 11             | 9             | —            | 249              |
| 25 to 34 years.....   | 1 002         | 14              | 55             | 139            | 290            | 316            | 120            | 34             | 19             | —             | 15           | 249              |
| 35 to 44 years.....   | 838           | 8               | 88             | 149            | 277            | 145            | 92             | 18             | 27             | —             | 34           | 232              |
| 45 to 64 years.....   | 926           | 44              | 105            | 192            | 289            | 144            | 81             | 30             | 27             | —             | 14           | 217              |
| 65 years and over.....  | 301           | 26              | 65             | 55             | 83             | 28             | 19             | —              | —              | —             | 25           | 193              |
| <b>Female householder, no husband present</b> .....                       | <b>9 990</b>  | <b>834</b>      | <b>446</b>     | <b>1 555</b>   | <b>2 955</b>   | <b>2 404</b>   | <b>1 020</b>   | <b>409</b>     | <b>277</b>     | <b>62</b>     | <b>28</b>    | <b>238</b>       |
| 15 to 24 years.....   | 1 667         | 168             | 67             | 321            | 572            | 383            | 106            | 29             | 16             | 5             | —            | 225              |
| 25 to 34 years.....   | 3 225         | 201             | 62             | 381            | 1 079          | 956            | 306            | 103            | 115            | 22            | —            | 246              |
| 35 to 44 years.....   | 2 401         | 170             | 123            | 394            | 552            | 516            | 396            | 124            | 97             | 21            | 8            | 246              |
| 45 to 64 years.....   | 2 094         | 199             | 157            | 338            | 546            | 497            | 185            | 109            | 49             | 14            | —            | 232              |
| 65 years and over.....  | 603           | 96              | 37             | 121            | 206            | 52             | 27             | 44             | —              | —             | 20           | 210              |
| <b>Median age</b> .....   | <b>36.6</b>   | <b>40.4</b>     | <b>41.2</b>    | <b>37.1</b>    | <b>35.4</b>    | <b>34.9</b>    | <b>37.2</b>    | <b>37.9</b>    | <b>38.5</b>    | <b>40.2</b>   | <b>38.7</b>  | <b>...</b>       |
| <b>YEAR HOUSEHOLDER MOVED INTO UNIT</b>                                   |               |                 |                |                |                |                |                |                |                |               |              |                  |
| 1979 to March 1980.....   | 9 823         | 249             | 360            | 1 365          | 2 667          | 2 516          | 1 401          | 631            | 364            | 178           | 92           | 254              |
| 1975 to 1978.....   | 11 148        | 478             | 434            | 1 601          | 3 374          | 2 707          | 1 444          | 579            | 325            | 86            | 120          | 245              |
| 1970 to 1974.....   | 3 934         | 266             | 208            | 570            | 1 311          | 874            | 373            | 139            | 129            | 6             | 58           | 235              |
| 1960 to 1969.....   | 2 039         | 217             | 190            | 494            | 542            | 294            | 132            | 54             | 70             | —             | 46           | 209              |
| 1959 or earlier.....  | 651           | 67              | 16             | 130            | 161            | 113            | 66             | 46             | 8              | —             | 44           | 223              |
| <b>ROOMS</b>  |               |                 |                |                |                |                |                |                |                |               |              |                  |
| 1 room.....   | 832           | 89              | 196            | 232            | 170            | 83             | 39             | 3              | 7              | —             | 13           | 175              |
| 2 rooms.....  | 1 666         | 130             | 281            | 318            | 548            | 217            | 122            | 18             | 5              | 6             | 21           | 209              |
| 3 rooms.....  | 6 559         | 289             | 350            | 1 622          | 2 205          | 1 261          | 560            | 115            | 69             | 136           | 72           | 222              |
| 4 rooms.....  | 9 033         | 505             | 168            | 1 432          | 2 866          | 2 274          | 1 070          | 413            | 209            | 30            | 66           | 242              |
| 5 rooms.....  | 6 558         | 174             | 135            | 436            | 1 833          | 1 960          | 1 034          | 555            | 325            | 49            | 57           | 267              |
| 6 rooms.....  | 2 200         | 51              | 60             | 94             | 354            | 625            | 481            | 241            | 164            | 75            | 55           | 292              |
| 7 or more rooms.....  | 747           | 39              | 18             | 26             | 79             | 84             | 110            | 104            | 117            | 94            | 76           | 341              |
| <b>Median</b> .....   | <b>4.0</b>    | <b>3.8</b>      | <b>2.9</b>     | <b>3.4</b>     | <b>3.9</b>     | <b>4.2</b>     | <b>4.4</b>     | <b>4.8</b>     | <b>5.0</b>     | <b>6.0</b>    | <b>4.6</b>   | <b>...</b>       |
| <b>PLUMBING FACILITIES BY PERSONS PER ROOM AND POVERTY STATUS IN 1979</b> |               |                 |                |                |                |                |                |                |                |               |              |                  |
| <b>All income levels in 1979</b> .....                                    | <b>27 595</b> | <b>1 277</b>    | <b>1 208</b>   | <b>4 160</b>   | <b>8 055</b>   | <b>6 504</b>   | <b>3 416</b>   | <b>1 449</b>   | <b>896</b>     | <b>270</b>    | <b>360</b>   | <b>244</b>       |
| <b>Complete plumbing for exclusive use</b> .....                          | <b>26 271</b> | <b>1 172</b>    | <b>1 064</b>   | <b>3 959</b>   | <b>7 614</b>   | <b>6 271</b>   | <b>3 311</b>   | <b>1 379</b>   | <b>878</b>     | <b>270</b>    | <b>353</b>   | <b>245</b>       |
| 0.50 or less.....   | 6 983         | 405             | 342            | 1 215          | 2 168          | 1 396          | 750            | 331            | 184            | 56            | 136          | 234              |
| 0.51 to 1.00.....   | 14 509        | 537             | 500            | 2 026          | 4 080          | 3 728          | 1 880          | 872            | 545            | 175           | 166          | 250              |
| 1.01 to 1.50.....   | 3 495         | 151             | 150            | 506            | 914            | 895            | 529            | 150            | 129            | 39            | 32           | 251              |
| 1.51 or more.....   | 1 284         | 79              | 72             | 212            | 452            | 252            | 152            | 26             | 20             | —             | 19           | 230              |
| <b>Locking complete plumbing for exclusive use</b> .....                  | <b>1 324</b>  | <b>105</b>      | <b>144</b>     | <b>201</b>     | <b>441</b>     | <b>233</b>     | <b>105</b>     | <b>70</b>      | <b>18</b>      | <b>—</b>      | <b>7</b>     | <b>225</b>       |
| 0.50 or less.....   | 223           | 19              | 19             | 74             | 21             | 61             | 17             | 12             | —              | —             | —            | 200              |
| 0.51 to 1.00.....   | 800           | 65              | 125            | 66             | 299            | 134            | 37             | 49             | 18             | —             | 7            | 225              |
| 1.01 to 1.50.....   | 207           | 21              | —              | 44             | 97             | 14             | 27             | 4              | —              | —             | —            | 222              |
| 1.51 or more.....   | 94            | —               | —              | 17             | 24             | 24             | 5              | —              | —              | —             | —            | 259              |
| <b>Income in 1979 below poverty level</b> .....                           | <b>9 270</b>  | <b>944</b>      | <b>523</b>     | <b>1 446</b>   | <b>2 872</b>   | <b>2 064</b>   | <b>818</b>     | <b>352</b>     | <b>145</b>     | <b>53</b>     | <b>53</b>    | <b>232</b>       |
| <b>Complete plumbing for exclusive use</b> .....                          | <b>8 727</b>  | <b>846</b>      | <b>477</b>     | <b>1 393</b>   | <b>2 657</b>   | <b>1 981</b>   | <b>794</b>     | <b>328</b>     | <b>145</b>     | <b>53</b>     | <b>53</b>    | <b>233</b>       |
| 1.01 or more persons per room.....  | 2 077         | 180             | 165            | 359            | 523            | 505            | 219            | 72             | 39             | 9             | 6            | 233              |
| <b>Locking complete plumbing for exclusive use</b> .....                  | <b>543</b>    | <b>98</b>       | <b>46</b>      | <b>53</b>      | <b>215</b>     | <b>83</b>      | <b>24</b>      | <b>—</b>       | <b>—</b>       | <b>—</b>      | <b>—</b>     | <b>218</b>       |
| 1.01 or more persons per room.....  | 154           | 21              | —              | 33             | 58             | 16             | 17             | 9              | —              | —             | —            | 213              |
| <b>BEDROOMS</b>   |               |                 |                |                |                |                |                |                |                |               |              |                  |
| None.....   | 919           | 94              | 196            | 247            | 214            | 106            | 39             | 3              | 7              | —             | 13           | 183              |
| 1.....  | 8 760         | 463             | 596            | 1 989          | 2 747          | 1 778          | 817            | 176            | 91             | 21            | 82           | 222              |
| 2.....  | 11 147        | 468             | 250            | 1 501          | 3 540          | 2 686          | 1 378          | 709            | 406            | 75            | 134          | 247              |
| 3.....  | 5 568         | 155             | 105            | 362            | 1 382          | 1 641          | 995            | 460            | 288            | 108           | 72           | 272              |
| 4.....  | 964           | 72              | 43             | 54             | 160            | 248            | 158            | 75             | 73             | 50            | 31           | 286              |
| 5 or more.....  | 237           | 25              | 18             | 7              | 12             | 45             | 29             | 26             | 31             | 16            | 28           | 297              |
| <b>UNITS IN STRUCTURE</b>   |               |                 |                |                |                |                |                |                |                |               |              |                  |
| 1, detached or attached.....  | 1 147         | —               | 22             | 62             | 171            | 135            | 204            | 196            | 143            | 118           | 96           | 333              |
| 2.....  | 5 490         | 40              | 118            | 645            | 1 389          | 1 495          | 898            | 437            | 308            | 101           | 59           | 267              |
| 3 and 4.....  | 7 697         | 34              | 290            | 1 294          | 2 416          | 2 076          | 1 012          | 346            | 190            | 9             | 30           | 246              |
| 5 to 9.....   | 4 800         | 265             | 237            | 934            | 1 573          | 1 063          | 456            | 152            | 52             | 28            | 40           | 231              |
| 10 to 49.....   | 5 930         | 313             | 373            | 890            | 1 966          | 1 397          | 565            | 205            | 126            | 9             | 86           | 236              |
| 50 or more.....   | 2 485         | 621             | 168            | 319            | 534            | 329            | 270            | 113            | 77             | 5             | 49           | 212              |
| Mobile home or trailer, etc.....  | 46            | 4               | —              | 16             | 6              | 9              | 11             | —              | —              | —             | —            | 238              |
| <b>YEAR STRUCTURE BUILT</b>   |               |                 |                |                |                |                |                |                |                |               |              |                  |
| 1975 to March 1980.....   | 802           | 71              | 38             | 55             | 183            | 248            | 96             | 22             | 38             | 40            | 11           | 259              |
| 1970 to 1974.....   | 904           | 29              | 8              | 43             | 151            | 317            | 177            | 81             | 73             | 25            | —            | 285              |
| 1960 to 1969.....   | 2 856         | 184             | 59             | 218            | 628            | 740            | 554            | 200            | 156            | 38            | 79           | 272              |
| 1950 to 1959.....   | 4 464         | 399             | 232            | 697            | 1 304          | 911            | 491            | 262            | 125            | —             | 43           | 232              |
| 1940 to 1949.....   | 5 795         | 277             | 268            | 908            | 1 697          | 1 458          | 587            | 305            | 190            | 45            | 60           | 243              |
| 1939 or earlier.....  | 12 774        | 317             | 603            | 2 239          | 4 092          | 2 830          | 1 511          | 579            | 314            | 122           | 167          | 240              |
| <b>STORIES IN STRUCTURE</b>   |               |                 |                |                |                |                |                |                |                |               |              |                  |
| 1 to 3.....   | 21 839        | 475             | 779            | 3 166          | 6 160          | 5 500          | 3 110          | 1 293          | 804            | 265           | 287          | 252              |
| 4 or more.....  | 5 756         | 802             | 429            | 994            | 1 895          | 1 004          | 306            | 156            | 92             | 5             | 73           | 219              |
| With elevator.....  | 2 635         | 692             | 225            | 386            | 677            | 341            | 126            | 96             | 52             | 5             | 35           | 200              |
| <b>GROSS RENT AS PERCENTAGE OF HOUSEHOLD INCOME IN 1979</b>               |               |                 |                |                |                |                |                |                |                |               |              |                  |
| Less than 15 percent.....   | 5 324         | 416             | 341            | 1 221          | 1 582          | 1 123          | 437            | 131            | 57             | 16            | ...          | 224              |
| 15 to 19 percent.....   | 4 155         | 159             | 139            | 621            | 1 191          | 1 048          | 633            | 252            | 95             | 17            | ...          | 249              |
| 20 to 24 percent.....   | 3 185         | 207             | 174            | 359            | 715            | 805            | 536            | 214            | 139            | 36            | ...          | 258              |
| 25 to 29 percent.....   | 2 079         | 140             | 60             | 223            | 606            | 476            | 307            | 132            | 105            | 30            | ...          | 251              |
| 30 to 34 percent.....   | 1 638         | 81              | 97             | 197            | 410            | 338            | 242            | 156            | 101            | 16            | ...          | 254              |
| 35 to 49 percent.....   | 2 866         | 44              | 127            | 451            | 742            | 735            | 435            | 140            | 129            | 63            | ...          | 254              |
| 50 percent or more.....   | 6 899         | 112             | 215            | 945            | 2 446          | 1 744          | 729            | 386            | 248            | 74            | ...          | 245              |
| Not computed.....   | 1 449         | 118             | 55             | 143            | 363            | 235            | 97             | 38             | 22             | 18            | 360          | 235              |
| <b>Median</b> .....   | <b>26.0</b>   | <b>20.1</b>     | <b>22.8</b>    | <b>22.3</b>    | <b>28.0</b>    | <b>26.7</b>    | <b>25.9</b>    | <b>29.1</b>    | <b>32.0</b>    | <b>37.1</b>   | <b>...</b>   | <b>...</b>       |
| <b>SELECTED CHARACTERISTICS</b>   |               |                 |                |                |                |                |                |                |                |               |              |                  |
| <b>Heating equipment</b> .....  | <b>27 391</b> | <b>1 266</b>    | <b>1 181</b>   | <b>4 094</b>   | <b>7 995</b>   | <b>6 479</b>   | <b>3 412</b>   | <b>1 444</b>   | <b>896</b>     | <b>270</b>    | <b>354</b>   | <b>244</b>       |
| Central heating system.....   | 22 889        |                 |                |                |                |                |                |                |                |               |              |                  |



Table A — 60. **Income and Poverty Status in 1979 of Owner-Occupied Housing Units With a Spanish Origin Householder: 1980**

[Data are estimates based on a sample, see Introduction. For meaning of symbols, see Introduction. For definitions of terms, see appendixes A and B.]

| The SMSA  | Household income in 1979 |                   |                    |                      |                      |                      |                      |                      |                      |                  |                  | Income in 1979 below poverty level |                |
|---|--------------------------|-------------------|--------------------|----------------------|----------------------|----------------------|----------------------|----------------------|----------------------|------------------|------------------|------------------------------------|----------------|
|   | Total                    | Less than \$5,000 | \$5,000 to \$9,999 | \$10,000 to \$12,499 | \$12,500 to \$14,999 | \$15,000 to \$19,999 | \$20,000 to \$24,999 | \$25,000 to \$34,999 | \$35,000 to \$49,999 | \$50,000 or more | Median (dollars) |                                    | Mean (dollars) |
| <b>Owner-occupied housing units</b> .....   | <b>10 277</b>            | <b>505</b>        | <b>610</b>         | <b>481</b>           | <b>498</b>           | <b>1 319</b>         | <b>1 626</b>         | <b>2 834</b>         | <b>1 600</b>         | <b>804</b>       | <b>25 270</b>    | <b>27 382</b>                      | <b>677</b>     |
| <b>HOUSEHOLD TYPE AND AGE OF HOUSEHOLDER</b>  |                          |                   |                    |                      |                      |                      |                      |                      |                      |                  |                  |                                    |                |
| <b>Morried-couple families</b> .....  | <b>8 865</b>             | <b>212</b>        | <b>396</b>         | <b>366</b>           | <b>371</b>           | <b>1 125</b>         | <b>1 485</b>         | <b>2 668</b>         | <b>1 525</b>         | <b>717</b>       | <b>26 418</b>    | <b>28 981</b>                      | <b>320</b>     |
| 15 to 24 years .....  | 106                      | —                 | 10                 | 3                    | 11                   | 34                   | 12                   | 36                   | —                    | —                | 19 342           | 20 583                             | —              |
| 25 to 34 years .....  | 1 534                    | 47                | 57                 | 81                   | 48                   | 199                  | 398                  | 488                  | 184                  | 32               | 24 016           | 24 824                             | 64             |
| 35 to 44 years .....  | 2 917                    | 85                | 113                | 102                  | 119                  | 375                  | 496                  | 881                  | 524                  | 222              | 26 521           | 29 001                             | 169            |
| 45 to 64 years .....  | 3 947                    | 65                | 169                | 140                  | 137                  | 477                  | 546                  | 1 204                | 761                  | 448              | 28 302           | 31 447                             | 87             |
| 65 years and over .....   | 361                      | 15                | 47                 | 40                   | 56                   | 40                   | 33                   | 59                   | 56                   | 15               | 18 177           | 21 993                             | —              |
| <b>Male householder, no wife present</b> .....  | <b>482</b>               | <b>50</b>         | <b>46</b>          | <b>30</b>            | <b>55</b>            | <b>64</b>            | <b>82</b>            | <b>96</b>            | <b>27</b>            | <b>32</b>        | <b>19 688</b>    | <b>21 306</b>                      | <b>55</b>      |
| 15 to 24 years .....  | 14                       | —                 | 9                  | —                    | —                    | 5                    | —                    | —                    | —                    | —                | 6 944            | 9 612                              | —              |
| 25 to 34 years .....  | 158                      | 6                 | —                  | 11                   | 23                   | 27                   | 17                   | 32                   | 22                   | 20               | 23 611           | 27 802                             | 6              |
| 35 to 44 years .....  | 99                       | 7                 | 13                 | 6                    | 8                    | 14                   | 28                   | 6                    | 5                    | 12               | 22 634           | 22 462                             | 14             |
| 45 to 64 years .....  | 170                      | 31                | 13                 | 5                    | 24                   | 9                    | 37                   | 51                   | —                    | —                | 20 326           | 17 461                             | 29             |
| 65 years and over .....   | 41                       | 6                 | 11                 | 8                    | —                    | 9                    | —                    | 7                    | —                    | —                | 11 094           | 13 414                             | 6              |
| <b>Female householder, no husband present</b> .....   | <b>930</b>               | <b>243</b>        | <b>168</b>         | <b>85</b>            | <b>72</b>            | <b>130</b>           | <b>59</b>            | <b>70</b>            | <b>48</b>            | <b>55</b>        | <b>11 588</b>    | <b>15 281</b>                      | <b>302</b>     |
| 15 to 24 years .....  | 23                       | 17                | 6                  | —                    | —                    | —                    | —                    | —                    | —                    | —                | 4 191            | 3 387                              | 17             |
| 25 to 34 years .....  | 140                      | 47                | 28                 | —                    | 18                   | —                    | 5                    | 21                   | 14                   | 7                | 7 054            | 15 230                             | 75             |
| 35 to 44 years .....  | 227                      | 76                | 61                 | 14                   | 7                    | 39                   | 10                   | 4                    | 6                    | 10               | 7 902            | 11 647                             | 110            |
| 45 to 64 years .....  | 365                      | 28                | 44                 | 55                   | 41                   | 87                   | 33                   | 32                   | 28                   | 17               | 15 697           | 18 643                             | 37             |
| 65 years and over .....   | 175                      | 75                | 29                 | 16                   | 6                    | 4                    | 11                   | 13                   | —                    | 21               | 6 078            | 14 589                             | 63             |
| Median age .....  | 44.8                     | 42.6              | 45.5               | 46.8                 | 46.0                 | 44.2                 | 42.5                 | 44.5                 | 46.0                 | 47.5             | ...              | ...                                | 40.3           |
| <b>YEAR HOUSEHOLDER MOVED INTO UNIT</b>   |                          |                   |                    |                      |                      |                      |                      |                      |                      |                  |                  |                                    |                |
| 1979 to March 1980 .....  | 1 476                    | 46                | 54                 | 82                   | 118                  | 231                  | 271                  | 414                  | 207                  | 53               | 23 720           | 24 890                             | 80             |
| 1975 to 1978 .....  | 3 872                    | 126               | 194                | 181                  | 137                  | 425                  | 674                  | 1 197                | 647                  | 291              | 26 367           | 28 401                             | 203            |
| 1970 to 1974 .....  | 2 647                    | 101               | 148                | 87                   | 103                  | 420                  | 381                  | 728                  | 389                  | 290              | 25 920           | 29 092                             | 134            |
| 1960 to 1969 .....  | 1 585                    | 122               | 182                | 60                   | 80                   | 152                  | 215                  | 402                  | 251                  | 121              | 24 611           | 25 942                             | 155            |
| 1959 or earlier .....   | 697                      | 110               | 32                 | 71                   | 60                   | 91                   | 85                   | 93                   | 106                  | 49               | 19 255           | 23 776                             | 105            |
| <b>SELECTED CHARACTERISTICS</b>   |                          |                   |                    |                      |                      |                      |                      |                      |                      |                  |                  |                                    |                |
| <b>Complete plumbing for exclusive use</b> .....  | <b>9 980</b>             | <b>466</b>        | <b>597</b>         | <b>466</b>           | <b>471</b>           | <b>1 267</b>         | <b>1 565</b>         | <b>2 790</b>         | <b>1 566</b>         | <b>792</b>       | <b>25 436</b>    | <b>27 568</b>                      | <b>631</b>     |
| 1.01 or more persons per room .....   | 887                      | 51                | 52                 | 47                   | 57                   | 141                  | 112                  | 240                  | 103                  | 84               | 24 301           | 25 776                             | 109            |
| <b>Lacking complete plumbing for exclusive use</b> .....  | <b>297</b>               | <b>39</b>         | <b>13</b>          | <b>15</b>            | <b>27</b>            | <b>52</b>            | <b>61</b>            | <b>44</b>            | <b>34</b>            | <b>12</b>        | <b>20 142</b>    | <b>21 126</b>                      | <b>46</b>      |
| 1.01 or more persons per room .....   | 94                       | 24                | —                  | —                    | 5                    | 13                   | 13                   | 23                   | 16                   | —                | 20 962           | 20 267                             | 24             |
| <b>Heating equipment</b> .....  | <b>10 255</b>            | <b>505</b>        | <b>610</b>         | <b>476</b>           | <b>498</b>           | <b>1 311</b>         | <b>1 622</b>         | <b>2 829</b>         | <b>1 600</b>         | <b>804</b>       | <b>25 286</b>    | <b>27 400</b>                      | <b>677</b>     |
| Central heating system .....  | 9 199                    | 405               | 505                | 410                  | 430                  | 1 150                | 1 443                | 2 589                | 1 531                | 736              | 25 751           | 27 996                             | 526            |
| <b>Air conditioning</b> .....   | <b>7 553</b>             | <b>313</b>        | <b>329</b>         | <b>319</b>           | <b>294</b>           | <b>931</b>           | <b>1 265</b>         | <b>2 160</b>         | <b>1 296</b>         | <b>646</b>       | <b>26 173</b>    | <b>28 654</b>                      | <b>419</b>     |
| Central system .....  | 1 047                    | 25                | 15                 | 46                   | 19                   | 48                   | 68                   | 228                  | 319                  | 279              | 37 755           | 42 717                             | 40             |
| <b>Vehicles available</b> .....   | <b>9 679</b>             | <b>347</b>        | <b>474</b>         | <b>431</b>           | <b>466</b>           | <b>1 226</b>         | <b>1 590</b>         | <b>2 770</b>         | <b>1 586</b>         | <b>789</b>       | <b>25 834</b>    | <b>28 242</b>                      | <b>492</b>     |
| 1 .....   | 3 259                    | 152               | 243                | 274                  | 215                  | 627                  | 657                  | 832                  | 187                  | 72               | 20 691           | 21 128                             | 197            |
| 2 or more .....   | 6 420                    | 195               | 231                | 157                  | 251                  | 599                  | 933                  | 1 938                | 1 399                | 717              | 28 750           | 31 853                             | 295            |
| <b>House heating fuel</b> .....   | <b>10 255</b>            | <b>505</b>        | <b>610</b>         | <b>476</b>           | <b>498</b>           | <b>1 311</b>         | <b>1 622</b>         | <b>2 829</b>         | <b>1 600</b>         | <b>804</b>       | <b>25 286</b>    | <b>27 400</b>                      | <b>677</b>     |
| Utility gas .....   | 4 442                    | 201               | 259                | 177                  | 225                  | 475                  | 684                  | 1 172                | 845                  | 404              | 26 416           | 28 901                             | 265            |
| Bottled, tank, or LP gas .....  | 91                       | 12                | 5                  | —                    | 4                    | —                    | 5                    | 27                   | 30                   | 4                | 30 726           | 27 065                             | 12             |
| Electricity .....   | 245                      | 16                | 16                 | 26                   | 11                   | 14                   | 27                   | 66                   | 43                   | 26               | 26 563           | 29 014                             | 9              |
| Fuel oil, kerosene, etc. ....   | 5 455                    | 276               | 330                | 262                  | 258                  | 812                  | 906                  | 1 564                | 682                  | 365              | 24 351           | 26 117                             | 391            |
| Other .....   | 22                       | —                 | —                  | 11                   | —                    | —                    | 6                    | —                    | —                    | 5                | 15 000           | 26 138                             | —              |
| Median rooms .....  | 6.0                      | 5.3               | 5.3                | 5.8                  | 5.6                  | 5.4                  | 5.8                  | 6.1                  | 6.7                  | 7.7              | ...              | ...                                | 5.3            |
| <b>Specified owner-occupied housing units</b> .....   | <b>5 243</b>             | <b>189</b>        | <b>166</b>         | <b>228</b>           | <b>174</b>           | <b>556</b>           | <b>778</b>           | <b>1 535</b>         | <b>1 107</b>         | <b>510</b>       | <b>27 946</b>    | <b>30 672</b>                      | <b>205</b>     |
| <b>MORTGAGE STATUS AND SELECTED MONTHLY OWNER COSTS</b>   |                          |                   |                    |                      |                      |                      |                      |                      |                      |                  |                  |                                    |                |
| <b>With a mortgage</b> .....  | <b>4 436</b>             | <b>118</b>        | <b>113</b>         | <b>161</b>           | <b>113</b>           | <b>461</b>           | <b>715</b>           | <b>1 310</b>         | <b>975</b>           | <b>470</b>       | <b>28 381</b>    | <b>31 693</b>                      | <b>144</b>     |
| Less than \$200 .....   | 27                       | —                 | —                  | 7                    | 5                    | —                    | —                    | 10                   | 5                    | —                | 25 625           | 23 405                             | —              |
| \$200 to \$249 .....  | 103                      | —                 | 14                 | 13                   | 9                    | 26                   | 9                    | 25                   | 7                    | —                | 16 490           | 19 341                             | —              |
| \$250 to \$299 .....  | 134                      | —                 | 19                 | —                    | 7                    | 15                   | 10                   | 60                   | 23                   | —                | 26 667           | 25 160                             | —              |
| \$300 to \$349 .....  | 300                      | 13                | 7                  | 37                   | 4                    | 53                   | 53                   | 74                   | 53                   | 6                | 22 976           | 24 502                             | 20             |
| \$350 to \$399 .....  | 504                      | 33                | 17                 | 26                   | 20                   | 50                   | 110                  | 145                  | 77                   | 26               | 24 787           | 26 113                             | 38             |
| \$400 to \$499 .....  | 1 086                    | 23                | 26                 | 41                   | 34                   | 125                  | 191                  | 333                  | 227                  | 86               | 28 448           | 29 096                             | 26             |
| \$500 to \$599 .....  | 1 101                    | 20                | 19                 | 18                   | 19                   | 122                  | 202                  | 384                  | 253                  | 64               | 28 428           | 29 924                             | 25             |
| \$600 to \$749 .....  | 717                      | 17                | 11                 | 12                   | 15                   | 64                   | 116                  | 201                  | 146                  | 135              | 28 246           | 35 442                             | 23             |
| \$750 or more .....   | 464                      | 12                | —                  | 7                    | —                    | 6                    | 24                   | 78                   | 184                  | 153              | 36 910           | 51 998                             | 12             |
| Median .....  | \$506                    | \$462             | \$399              | \$395                | \$426                | \$474                | \$492                | \$502                | \$538                | \$659            | ...              | ...                                | \$463          |
| <b>Not mortgaged</b> .....  | <b>807</b>               | <b>71</b>         | <b>53</b>          | <b>67</b>            | <b>61</b>            | <b>95</b>            | <b>63</b>            | <b>225</b>           | <b>132</b>           | <b>40</b>        | <b>24 420</b>    | <b>25 061</b>                      | <b>61</b>      |
| Less than \$50 .....  | 5                        | —                 | —                  | —                    | —                    | —                    | —                    | —                    | —                    | —                | —                | —                                  | —              |
| \$50 to \$74 .....  | 28                       | 9                 | 5                  | —                    | —                    | —                    | —                    | —                    | —                    | —                | 6 250            | 6 005                              | —              |
| \$75 to \$99 .....  | 28                       | —                 | —                  | —                    | 19                   | —                    | —                    | —                    | —                    | —                | 13 158           | 10 025                             | —              |
| \$100 to \$124 .....  | 29                       | —                 | 10                 | —                    | —                    | —                    | —                    | —                    | —                    | 5                | 10 804           | 19 472                             | 5              |
| \$125 to \$149 .....  | 42                       | —                 | —                  | 8                    | —                    | 3                    | 13                   | 18                   | —                    | —                | 21 923           | 21 139                             | —              |
| \$150 to \$199 .....  | 149                      | 33                | —                  | 19                   | 6                    | 30                   | 24                   | 37                   | —                    | —                | 18 015           | 17 467                             | 23             |
| \$200 to \$249 .....  | 199                      | 11                | 7                  | 6                    | 25                   | 31                   | 10                   | 68                   | 41                   | —                | 27 719           | 24 726                             | 11             |
| \$250 or more .....   | 355                      | 18                | 31                 | 20                   | 11                   | 31                   | 16                   | 102                  | 91                   | 35               | 30 968           | 30 812                             | 22             |
| Median .....  | \$238                    | \$190             | \$250+             | \$180                | \$211                | \$223                | \$189                | \$242                | \$250+               | \$250+           | ...              | ...                                | \$211          |
| <b>MORTGAGE STATUS AND SELECTED MONTHLY OWNER COSTS AS PERCENTAGE OF HOUSEHOLD INCOME IN 1979</b> |                          |                   |                    |                      |                      |                      |                      |                      |                      |                  |                  |                                    |                |
| <b>With a mortgage</b> .....  | <b>4 436</b>             | <b>118</b>        | <b>113</b>         | <b>161</b>           | <b>113</b>           | <b>461</b>           | <b>715</b>           | <b>1 310</b>         | <b>975</b>           | <b>470</b>       | <b>28 381</b>    | <b>31 693</b>                      | <b>144</b>     |
| Less than 15 percent .....  | 911                      | —                 | —                  | —                    | 5                    | —                    | 9                    | 193                  | 385                  | 319              | 43 672           | 50 862                             | —              |
| 15 to 19 percent .....  | 1 009                    | —                 | —                  | 7                    | 9                    | 30                   | 98                   | 419                  | 339                  | 107              | 33 453           | 35 760                             | —              |
| 20 to 24 percent .....  | 792                      | —                 | —                  | 8                    | 7                    | 80                   | 164                  | 357                  | 140                  | 36               | 28 643           | 30 005                             | —              |
| 25 to 29 percent .....  | 618                      | —                 | 7                  | 5                    | 4                    | 71                   | 245                  | 225                  | 61                   | —                | 24 477           | 25 292                             | —              |
| 30 to 34 percent .....  | 395                      | —                 | 15                 | 9                    | 13                   | 106                  | 130                  | 81                   | 33                   | 8                | 21 703           | 23 384                             | —              |
| 35 percent or more .....  | 700                      | 107               | 91                 | 132                  | 75                   | 174                  | 69                   | 35                   | 17                   | —                | 13 167           | 13 717                             | 133            |
| Not computed .....  | 11                       | 11                | —                  | —                    | —                    | —                    | —                    | —                    | —                    | —                | 2500—            | —5 452                             | 11             |
| Median .....  | 21.8                     | 50+               | 50+                | 43.6                 | 37.3                 | 32.3                 | 26.8                 | 20.6                 | 16.5                 | 12.8             | ...              | ...                                | 50+            |
| <b>Not mortgaged</b> .....  | <b>807</b>               | <b>71</b>         | <b>53</b>          | <b>67</b>            | <b>61</b>            | <b>95</b>            | <b>63</b>            | <b>225</b>           | <b>132</b>           | <b>40</b>        | <b>24 420</b>    | <b>25 061</b>                      | <b>61</b>      |
| Less than 10 percent .....  | 269                      | —                 | —                  | —                    | 19                   | —                    | 30                   | 90                   | 95                   | 35               | 34 363           | 37 131                             | —              |
| 10 to 14 percent .....  | 234                      | —                 | 5                  | 14                   | 6                    | 33                   | 17                   | 129                  | 25                   | 5                | 28 643           | 27 676                             | 5              |
| 15 to 19 percent .....  | 125                      | —                 | 5                  | 16                   | 13                   | 57                   | 16                   | 6                    | 12                   | —                | 17 904           | 19 564                             | —              |
| 20 to 24 percent .....  | 47                       | 9                 | 5                  | 11                   | 17                   | 5                    | —                    | —                    | —                    | —                | 12 159           |                                    |                |

Table A-61. Income and Poverty Status in 1979 of Renter-Occupied Housing Units With a Spanish Origin Householder: 1980

(Data are estimates based on a sample, see Introduction. For meaning of symbols, see Introduction. For definitions of terms, see appendixes A and B)

| The SMSA  | Household income in 1979 |                   |                    |                      |                      |                      |                      |                      |                      |                  |                  | Income in 1979 below poverty level |                |
|---|--------------------------|-------------------|--------------------|----------------------|----------------------|----------------------|----------------------|----------------------|----------------------|------------------|------------------|------------------------------------|----------------|
|   | Total                    | Less than \$5,000 | \$5,000 to \$9,999 | \$10,000 to \$12,499 | \$12,500 to \$14,999 | \$15,000 to \$19,999 | \$20,000 to \$24,999 | \$25,000 to \$34,999 | \$35,000 to \$49,999 | \$50,000 or more | Median (dollars) |                                    | Mean (dollars) |
| <b>Renter-occupied housing units</b> .....                  | <b>27 707</b>            | <b>7 581</b>      | <b>5 530</b>       | <b>2 557</b>         | <b>2 003</b>         | <b>4 210</b>         | <b>2 524</b>         | <b>2 355</b>         | <b>810</b>           | <b>137</b>       | <b>10 726</b>    | <b>12 773</b>                      | <b>9 310</b>   |
| <b>HOUSEHOLD TYPE AND AGE OF HOUSEHOLDER</b>                |                          |                   |                    |                      |                      |                      |                      |                      |                      |                  |                  |                                    |                |
| <b>Married-couple families</b> .....                        | <b>13 948</b>            | <b>1 602</b>      | <b>2 064</b>       | <b>1 527</b>         | <b>1 236</b>         | <b>2 996</b>         | <b>1 877</b>         | <b>1 879</b>         | <b>669</b>           | <b>98</b>        | <b>15 814</b>    | <b>16 762</b>                      | <b>2 296</b>   |
| 15 to 24 years .....  | 1 501                    | 237               | 312                | 258                  | 99                   | 273                  | 178                  | 103                  | 41                   | —                | 11 953           | 13 771                             | 321            |
| 25 to 34 years .....  | 4 654                    | 512               | 590                | 667                  | 488                  | 1 171                | 618                  | 484                  | 92                   | 32               | 15 260           | 15 535                             | 732            |
| 35 to 44 years .....  | 3 245                    | 310               | 439                | 328                  | 251                  | 724                  | 512                  | 480                  | 182                  | 19               | 16 720           | 17 699                             | 520            |
| 45 to 64 years .....  | 3 745                    | 359               | 486                | 211                  | 366                  | 734                  | 521                  | 720                  | 301                  | 47               | 17 963           | 19 327                             | 543            |
| 65 years and over .....                                     | 803                      | 184               | 237                | 63                   | 32                   | 94                   | 48                   | 92                   | 53                   | —                | 9 508            | 13 719                             | 180            |
| <b>Male householder, no wife present</b> .....              | <b>3 748</b>             | <b>867</b>        | <b>769</b>         | <b>456</b>           | <b>361</b>           | <b>593</b>           | <b>349</b>           | <b>231</b>           | <b>88</b>            | <b>34</b>        | <b>11 305</b>    | <b>12 821</b>                      | <b>794</b>     |
| 15 to 24 years .....  | 657                      | 195               | 144                | 121                  | 56                   | 86                   | 46                   | 9                    | —                    | —                | 9 732            | 9 635                              | 174            |
| 25 to 34 years .....  | 1 002                    | 151               | 143                | 115                  | 133                  | 196                  | 159                  | 74                   | 31                   | —                | 14 229           | 14 538                             | 163            |
| 35 to 44 years .....  | 845                      | 155               | 173                | 98                   | 67                   | 165                  | 70                   | 76                   | 28                   | 13               | 12 411           | 14 620                             | 200            |
| 45 to 64 years .....  | 932                      | 212               | 226                | 100                  | 105                  | 127                  | 66                   | 66                   | 15                   | 15               | 10 700           | 12 712                             | 176            |
| 65 years and over .....                                     | 312                      | 154               | 83                 | 22                   | —                    | 19                   | 8                    | 6                    | 14                   | 6                | 5 091            | 9 470                              | 81             |
| <b>Female householder, no husband present</b> .....         | <b>10 011</b>            | <b>5 112</b>      | <b>2 697</b>       | <b>574</b>           | <b>406</b>           | <b>621</b>           | <b>298</b>           | <b>245</b>           | <b>53</b>            | <b>5</b>         | <b>4 921</b>     | <b>7 196</b>                       | <b>6 220</b>   |
| 15 to 24 years .....  | 1 667                    | 1 048             | 395                | 44                   | 52                   | 62                   | 37                   | 17                   | 12                   | —                | 4 255            | 5 772                              | 1 214          |
| 25 to 34 years .....  | 3 234                    | 1 772             | 804                | 184                  | 134                  | 201                  | 90                   | 49                   | —                    | —                | 4 675            | 6 746                              | 2 227          |
| 35 to 44 years .....  | 2 413                    | 1 005             | 935                | 100                  | 56                   | 149                  | 105                  | 57                   | 6                    | —                | 5 888            | 7 613                              | 1 512          |
| 45 to 64 years .....  | 2 094                    | 866               | 471                | 220                  | 151                  | 185                  | 66                   | 105                  | 25                   | 5                | 6 508            | 8 900                              | 924            |
| 65 years and over .....                                     | 603                      | 421               | 92                 | 26                   | 13                   | 24                   | —                    | 17                   | 10                   | —                | 4 066            | 5 954                              | 343            |
| <b>Median age</b> .....                                     | <b>36.6</b>              | <b>34.4</b>       | <b>37.2</b>        | <b>33.7</b>          | <b>35.9</b>          | <b>36.0</b>          | <b>37.1</b>          | <b>41.9</b>          | <b>45.8</b>          | <b>46.0</b>      | <b>...</b>       | <b>...</b>                         | <b>34.4</b>    |
| <b>YEAR HOUSEHOLDER MOVED INTO UNIT</b>                     |                          |                   |                    |                      |                      |                      |                      |                      |                      |                  |                  |                                    |                |
| 1979 to March 1980 .....                                    | 9 851                    | 3 039             | 2 128              | 1 061                | 604                  | 1 485                | 742                  | 557                  | 190                  | 45               | 9 443            | 11 382                             | 3 790          |
| 1975 to 1978 .....  | 11 205                   | 2 843             | 2 101              | 1 005                | 902                  | 1 762                | 1 155                | 1 038                | 344                  | 55               | 11 638           | 13 326                             | 3 545          |
| 1970 to 1974 .....  | 3 956                    | 1 019             | 829                | 242                  | 302                  | 579                  | 365                  | 481                  | 131                  | 8                | 11 343           | 13 571                             | 1 218          |
| 1960 to 1969 .....  | 2 039                    | 483               | 381                | 187                  | 128                  | 271                  | 199                  | 239                  | 129                  | 22               | 12 079           | 14 979                             | 563            |
| 1959 or earlier .....                                       | 656                      | 197               | 91                 | 62                   | 67                   | 113                  | 63                   | 40                   | 16                   | 7                | 11 613           | 12 531                             | 194            |
| <b>PLUMBING FACILITIES BY PERSONS PER ROOM</b>              |                          |                   |                    |                      |                      |                      |                      |                      |                      |                  |                  |                                    |                |
| <b>Complete plumbing for exclusive use</b> .....            | <b>26 383</b>            | <b>7 142</b>      | <b>5 293</b>       | <b>2 422</b>         | <b>1 910</b>         | <b>3 989</b>         | <b>2 433</b>         | <b>2 286</b>         | <b>771</b>           | <b>137</b>       | <b>10 781</b>    | <b>12 850</b>                      | <b>8 767</b>   |
| 0.50 or less .....  | 7 020                    | 2 255             | 1 496              | 694                  | 460                  | 1 040                | 507                  | 420                  | 116                  | 32               | 9 248            | 11 230                             | 1 916          |
| 0.51 to 1.00 .....  | 14 562                   | 3 890             | 2 624              | 1 313                | 1 090                | 2 229                | 1 472                | 1 410                | 477                  | 57               | 11 460           | 13 302                             | 4 767          |
| 1.01 to 1.50 .....  | 3 517                    | 710               | 928                | 317                  | 264                  | 487                  | 347                  | 327                  | 112                  | 25               | 10 950           | 13 478                             | 1 542          |
| 1.51 or more .....  | 1 284                    | 287               | 245                | 98                   | 96                   | 233                  | 107                  | 129                  | 66                   | 23               | 12 813           | 14 850                             | 542            |
| <b>Lacking complete plumbing for exclusive use</b> .....    | <b>1 324</b>             | <b>439</b>        | <b>237</b>         | <b>135</b>           | <b>93</b>            | <b>221</b>           | <b>91</b>            | <b>69</b>            | <b>39</b>            | <b>—</b>         | <b>9 653</b>     | <b>11 239</b>                      | <b>543</b>     |
| 0.50 or less .....  | 223                      | 56                | 46                 | 23                   | 40                   | 39                   | 19                   | —                    | —                    | —                | 11 033           | 10 277                             | 56             |
| 0.51 to 1.00 .....  | 800                      | 334               | 92                 | 62                   | 29                   | 146                  | 57                   | 69                   | 11                   | —                | 8 818            | 11 155                             | 333            |
| 1.01 to 1.50 .....  | 207                      | 32                | 83                 | 22                   | 16                   | 21                   | 5                    | —                    | —                    | —                | 8 850            | 12 767                             | 99             |
| 1.51 or more .....  | 94                       | 17                | 16                 | 28                   | 8                    | 15                   | 10                   | —                    | —                    | —                | 11 250           | 10 872                             | 55             |
| <b>SELECTED CHARACTERISTICS</b>                             |                          |                   |                    |                      |                      |                      |                      |                      |                      |                  |                  |                                    |                |
| <b>Heating equipment</b> .....                              | <b>27 503</b>            | <b>7 535</b>      | <b>5 500</b>       | <b>2 539</b>         | <b>2 003</b>         | <b>4 160</b>         | <b>2 491</b>         | <b>2 339</b>         | <b>799</b>           | <b>137</b>       | <b>10 705</b>    | <b>12 760</b>                      | <b>9 250</b>   |
| Central heating system .....                                | 22 992                   | 6 206             | 4 567              | 2 174                | 1 632                | 3 526                | 2 081                | 1 976                | 711                  | 119              | 10 831           | 12 876                             | 7 586          |
| <b>Air conditioning</b> .....                               | <b>11 136</b>            | <b>1 682</b>      | <b>1 715</b>       | <b>987</b>           | <b>875</b>           | <b>2 126</b>         | <b>1 608</b>         | <b>1 528</b>         | <b>495</b>           | <b>120</b>       | <b>15 669</b>    | <b>16 503</b>                      | <b>1 991</b>   |
| Central system .....  | 1 059                    | 207               | 241                | 99                   | 58                   | 166                  | 126                  | 126                  | 32                   | 8                | 12 058           | 14 399                             | 2 255          |
| <b>Vehicles available</b> .....                             | <b>16 416</b>            | <b>1 930</b>      | <b>2 430</b>       | <b>1 769</b>         | <b>1 529</b>         | <b>3 465</b>         | <b>2 270</b>         | <b>2 198</b>         | <b>695</b>           | <b>130</b>       | <b>15 746</b>    | <b>16 662</b>                      | <b>2 636</b>   |
| 1 .....   | 11 897                   | 1 662             | 2 107              | 1 508                | 1 143                | 2 519                | 1 475                | 1 093                | 373                  | 17               | 13 969           | 14 790                             | 2 252          |
| 2 or more .....   | 4 519                    | 268               | 323                | 261                  | 386                  | 946                  | 795                  | 1 105                | 322                  | 113              | 20 474           | 21 590                             | 384            |
| <b>House heating fuel</b> .....                             | <b>27 503</b>            | <b>7 535</b>      | <b>5 500</b>       | <b>2 539</b>         | <b>2 003</b>         | <b>4 160</b>         | <b>2 491</b>         | <b>2 339</b>         | <b>799</b>           | <b>137</b>       | <b>10 705</b>    | <b>12 760</b>                      | <b>9 250</b>   |
| Utility gas .....   | 9 895                    | 2 696             | 1 922              | 879                  | 784                  | 1 473                | 874                  | 895                  | 315                  | 57               | 10 937           | 12 989                             | 3 354          |
| Bottled, tank, or LP gas .....                              | 498                      | 158               | 131                | 33                   | 22                   | 59                   | 38                   | 46                   | 11                   | —                | 7 473            | 11 488                             | 206            |
| Electricity .....   | 1 402                    | 300               | 297                | 171                  | 81                   | 190                  | 178                  | 107                  | 78                   | —                | 11 520           | 13 576                             | 393            |
| Fuel oil, kerosene, etc. .....                              | 15 547                   | 4 327             | 3 117              | 1 437                | 1 111                | 2 414                | 1 401                | 1 265                | 395                  | 80               | 10 573           | 12 605                             | 5 237          |
| Other .....   | 161                      | 54                | 33                 | 19                   | 5                    | 24                   | —                    | 26                   | —                    | —                | 7 008            | 10 499                             | 60             |
| <b>Median rooms</b> .....                                   | <b>4.0</b>               | <b>3.8</b>        | <b>4.0</b>         | <b>3.9</b>           | <b>3.9</b>           | <b>4.1</b>           | <b>4.2</b>           | <b>4.3</b>           | <b>4.7</b>           | <b>4.7</b>       | <b>...</b>       | <b>...</b>                         | <b>4.1</b>     |
| <b>Specified renter-occupied housing units</b> .....        | <b>27 595</b>            | <b>7 557</b>      | <b>5 502</b>       | <b>2 557</b>         | <b>1 992</b>         | <b>4 200</b>         | <b>2 519</b>         | <b>2 347</b>         | <b>784</b>           | <b>137</b>       | <b>10 722</b>    | <b>12 747</b>                      | <b>9 270</b>   |
| <b>CONTRACT RENT</b>  |                          |                   |                    |                      |                      |                      |                      |                      |                      |                  |                  |                                    |                |
| Less than \$100 .....                                       | 1 759                    | 1 025             | 357                | 77                   | 83                   | 54                   | 44                   | 96                   | 23                   | —                | 4 431            | 7 220                              | 1 152          |
| \$100 to \$149 .....  | 3 118                    | 988               | 692                | 303                  | 242                  | 385                  | 212                  | 202                  | 94                   | —                | 9 218            | 11 340                             | 1 078          |
| \$150 to \$199 .....  | 8 518                    | 2 629             | 1 735              | 830                  | 643                  | 1 295                | 566                  | 575                  | 210                  | 35               | 9 663            | 11 739                             | 3 084          |
| \$200 to \$249 .....  | 7 963                    | 2 090             | 1 631              | 783                  | 444                  | 1 297                | 844                  | 650                  | 193                  | 31               | 10 832           | 12 756                             | 2 551          |
| \$250 to \$299 .....  | 3 992                    | 574               | 802                | 375                  | 417                  | 747                  | 483                  | 466                  | 101                  | 27               | 13 969           | 15 016                             | 1 076          |
| \$300 to \$349 .....  | 1 134                    | 119               | 152                | 88                   | 113                  | 233                  | 167                  | 151                  | 108                  | 3                | 17 351           | 18 295                             | 174            |
| \$350 to \$399 .....  | 434                      | 14                | 68                 | 58                   | 28                   | 86                   | 77                   | 71                   | 24                   | 8                | 18 073           | 18 682                             | 42             |
| \$400 to \$499 .....  | 219                      | 25                | 13                 | 23                   | 6                    | 38                   | 37                   | 59                   | 13                   | 5                | 20 304           | 20 853                             | 37             |
| \$500 or more .....   | 98                       | 23                | 6                  | 6                    | —                    | 22                   | 7                    | 18                   | 7                    | 9                | 18 667           | 20 742                             | 23             |
| No cash rent .....  | 360                      | 70                | 46                 | 14                   | 16                   | 43                   | 82                   | 59                   | 11                   | 19               | 18 816           | 18 712                             | 53             |
| <b>Median</b> .....   | <b>\$201</b>             | <b>\$186</b>      | <b>\$198</b>       | <b>\$204</b>         | <b>\$202</b>         | <b>\$211</b>         | <b>\$224</b>         | <b>\$216</b>         | <b>\$212</b>         | <b>\$219</b>     | <b>...</b>       | <b>...</b>                         | <b>\$190</b>   |
| <b>GROSS RENT</b>   |                          |                   |                    |                      |                      |                      |                      |                      |                      |                  |                  |                                    |                |
| Less than \$100 .....                                       | 1 277                    | 853               | 244                | 56                   | 45                   | 23                   | 12                   | 23                   | —                    | —                | 4 032            | 5 739                              | 944            |
| \$100 to \$149 .....  | 1 208                    | 496               | 352                | 91                   | 89                   | 85                   | 22                   | 66                   | 7                    | —                | 6 484            | 8 600                              | 523            |
| \$150 to \$199 .....  | 4 160                    | 1 235             | 922                | 467                  | 326                  | 585                  | 310                  | 245                  | 70                   | —                | 9 545            | 11 122                             | 1 446          |
| \$200 to \$249 .....  | 8 055                    | 2 627             | 1 571              | 813                  | 478                  | 1 231                | 549                  | 558                  | 202                  | 26               | 9 463            | 11 628                             | 2 872          |
| \$250 to \$299 .....  | 6 504                    | 1 450             | 1 327              | 578                  | 519                  | 1 114                | 652                  | 612                  | 200                  | 52               | 12 054           | 13 690                             | 2 064          |
| \$300 to \$349 .....  | 3 416                    | 492               | 634                | 311                  | 297                  | 640                  | 499                  | 421                  | 104                  | 18               | 14 781           | 15 560                             | 818            |
| \$350 to \$399 .....  | 1 449                    | 217               | 248                | 87                   | 161                  | 243                  | 202                  | 194                  | 97                   | —                | 15 269           | 16 412                             | 352            |
| \$400 to \$499 .....  | 896                      | 76                | 143                | 110                  | 55                   | 178                  | 149                  | 123                  | 49                   | 13               | 16 553           | 17 826                             | 145            |
| \$500 or more .....   | 270                      | 41                | 15                 | 30                   | 6                    | 58                   | 33                   | 57                   | 21                   | 9                | 19 063           | 20 082                             | 53             |
| No cash rent .....  | 360                      | 70                | 46                 | 14                   | 16                   | 43                   | 82                   | 59                   | 11                   | 19               | 18 816           | 18 712                             | 53             |
| <b>Median</b> .....   | <b>\$244</b>             | <b>\$224</b>      | <b>\$239</b>       | <b>\$241</b>         | <b>\$255</b>         | <b>\$256</b>         | <b>\$276</b>         | <b>\$274</b>         | <b>\$267</b>         | <b>\$277</b>     | <b>...</b>       | <b>...</b>                         | <b>\$232</b>   |
| <b>GROSS RENT AS PERCENTAGE OF HOUSEHOLD INCOME IN 1979</b> |                          |                   |                    |                      |                      |                      |                      |                      |                      |                  |                  |                                    |                |
| Less than 15 percent .....                                  | 5 324                    | 72                | 189                | 103                  | 207                  | 878                  | 1 161                | 1 842                | 754                  | 118              | 25 215           | 26 020                             | 1 884</        |



Table A — 62. Selected Monthly Owner Costs for Mortgaged Housing Units With a Spanish Origin Householder: 1980

[Data are estimates based on a sample, see Introduction. For meaning of symbols, see Introduction. For definitions of terms, see appendixes A and B]

The SMSA

|   | Total        | Less than \$200 | \$200 to \$249 | \$250 to \$299 | \$300 to \$349 | \$350 to \$399 | \$400 to \$499 | \$500 to \$599 | \$600 to \$749 | \$750 or more | Median (dollars) |
|---|--------------|-----------------|----------------|----------------|----------------|----------------|----------------|----------------|----------------|---------------|------------------|
| <b>Specified owner-occupied housing units</b> -----                           | <b>4 436</b> | <b>27</b>       | <b>103</b>     | <b>134</b>     | <b>300</b>     | <b>504</b>     | <b>1 086</b>   | <b>1 101</b>   | <b>717</b>     | <b>464</b>    | <b>506</b>       |
| <b>PERSONS IN UNIT</b>  |              |                 |                |                |                |                |                |                |                |               |                  |
| 1 person -----  | 133          | 7               | —              | 14             | —              | 4              | 32             | 33             | 20             | 23            | 529              |
| 2 persons -----   | 556          | —               | 14             | 36             | 33             | 85             | 116            | 130            | 64             | 78            | 494              |
| 3 persons -----   | 818          | 5               | 23             | 19             | 61             | 104            | 247            | 197            | 88             | 74            | 480              |
| 4 persons -----   | 1 255        | 4               | 21             | 50             | 78             | 128            | 331            | 344            | 186            | 113           | 505              |
| 5 persons -----   | 878          | 5               | 11             | —              | 62             | 127            | 186            | 190            | 177            | 120           | 525              |
| 6 persons -----   | 422          | 6               | —              | 15             | 32             | 32             | 102            | 118            | 91             | 26            | 520              |
| 7 persons -----   | 244          | —               | 18             | —              | 34             | 7              | 56             | 57             | 67             | 5             | 512              |
| 8 or more persons -----   | 130          | —               | 16             | —              | —              | 17             | 16             | 32             | 24             | 25            | 550              |
| Median -----  | 4.07         | 3.88            | 4.19           | 3.39           | 4.22           | 3.96           | 3.95           | 4.05           | 4.50           | 4.00          | ...              |
| <b>HOUSEHOLD TYPE AND AGE OF HOUSEHOLDER</b>                                  |              |                 |                |                |                |                |                |                |                |               |                  |
| <b>Married-couple families</b> -----  | <b>3 980</b> | <b>15</b>       | <b>103</b>     | <b>120</b>     | <b>279</b>     | <b>438</b>     | <b>961</b>     | <b>1 012</b>   | <b>628</b>     | <b>424</b>    | <b>507</b>       |
| 15 to 24 years -----  | 42           | —               | —              | —              | 4              | —              | 5              | 20             | —              | 13            | 560              |
| 25 to 34 years -----  | 800          | 6               | 13             | 8              | 35             | 51             | 235            | 217            | 162            | 73            | 524              |
| 35 to 44 years -----  | 1 478        | 4               | 40             | 34             | 70             | 140            | 341            | 403            | 246            | 200           | 527              |
| 45 to 64 years -----  | 1 585        | 5               | 50             | 71             | 159            | 232            | 361            | 361            | 208            | 138           | 471              |
| 65 years and over -----   | 75           | —               | —              | 7              | 11             | 15             | 19             | 11             | 12             | —             | 419              |
| <b>Male householder, no wife present</b> -----                                | <b>143</b>   | <b>—</b>        | <b>—</b>       | <b>6</b>       | <b>3</b>       | <b>20</b>      | <b>35</b>      | <b>33</b>      | <b>25</b>      | <b>21</b>     | <b>523</b>       |
| 15 to 24 years -----  | —            | —               | —              | —              | —              | —              | —              | —              | —              | —             | —                |
| 25 to 34 years -----  | 73           | —               | —              | —              | —              | 8              | 17             | 16             | 17             | 15            | 572              |
| 35 to 44 years -----  | 39           | —               | —              | —              | —              | —              | 13             | 12             | 8              | 6             | 554              |
| 45 to 64 years -----  | 25           | —               | —              | —              | 3              | 12             | 5              | —              | —              | —             | 390              |
| 65 years and over -----   | 6            | —               | —              | 6              | —              | —              | —              | —              | —              | —             | 275              |
| <b>Female householder, no husband present</b> -----                           | <b>313</b>   | <b>12</b>       | <b>—</b>       | <b>8</b>       | <b>18</b>      | <b>46</b>      | <b>90</b>      | <b>56</b>      | <b>64</b>      | <b>19</b>     | <b>486</b>       |
| 15 to 24 years -----  | —            | —               | —              | —              | —              | —              | —              | —              | —              | —             | —                |
| 25 to 34 years -----  | 61           | —               | —              | —              | —              | 14             | 19             | 13             | 8              | 7             | 493              |
| 35 to 44 years -----  | 91           | —               | —              | —              | 11             | 3              | 15             | 30             | 32             | —             | 555              |
| 45 to 64 years -----  | 134          | 5               | —              | 8              | 7              | 25             | 56             | 5              | 24             | 4             | 460              |
| 65 years and over -----   | 27           | 7               | —              | —              | —              | 4              | —              | 8              | —              | 8             | 531              |
| Median age -----  | 42.8         | 51.7            | 43.8           | 52.0           | 47.3           | 47.2           | 42.2           | 41.0           | 41.9           | 40.7          | ...              |
| <b>YEAR HOUSEHOLDER MOVED INTO UNIT</b>                                       |              |                 |                |                |                |                |                |                |                |               |                  |
| 1979 to March 1980 -----  | 740          | 5               | 25             | 12             | 11             | 40             | 121            | 175            | 189            | 162           | 589              |
| 1975 to 1978 -----  | 1 738        | 6               | 40             | 36             | 70             | 160            | 452            | 455            | 282            | 237           | 523              |
| 1970 to 1974 -----  | 1 188        | 4               | 25             | 44             | 73             | 156            | 295            | 396            | 134            | 61            | 499              |
| 1960 to 1969 -----  | 624          | 12              | 13             | 35             | 120            | 123            | 186            | 55             | 76             | 4             | 404              |
| 1959 or earlier -----   | 146          | —               | —              | 7              | 26             | 25             | 32             | 20             | 36             | —             | 450              |
| <b>ROOMS</b>  |              |                 |                |                |                |                |                |                |                |               |                  |
| 1 to 3 rooms -----  | 38           | —               | —              | 7              | —              | 3              | 8              | 20             | —              | —             | 505              |
| 4 rooms -----   | 126          | 4               | —              | 17             | 11             | 18             | 21             | 21             | 24             | 10            | 464              |
| 5 rooms -----   | 519          | —               | 41             | 5              | 79             | 86             | 204            | 63             | 28             | 13            | 424              |
| 6 rooms -----   | 1 130        | 12              | 30             | 81             | 95             | 187            | 209            | 356            | 124            | 36            | 469              |
| 7 rooms -----   | 1 078        | 11              | 13             | 4              | 64             | 123            | 300            | 299            | 166            | 98            | 508              |
| 8 or more rooms -----   | 1 545        | —               | 19             | 20             | 51             | 87             | 344            | 342            | 375            | 307           | 574              |
| Median -----  | 6.9          | 6.3             | 5.8            | 6.0            | 6.1            | 6.3            | 6.8            | 6.8            | 7.6            | 8.2           | ...              |
| <b>YEAR STRUCTURE BUILT</b>   |              |                 |                |                |                |                |                |                |                |               |                  |
| 1975 to March 1980 -----  | 154          | —               | —              | —              | 7              | —              | 13             | 26             | 19             | 89            | 750+             |
| 1970 to 1974 -----  | 294          | —               | —              | —              | 11             | 47             | 39             | 79             | 67             | 51            | 563              |
| 1960 to 1969 -----  | 664          | 7               | 5              | 13             | 46             | 42             | 204            | 115            | 148            | 84            | 513              |
| 1950 to 1959 -----  | 832          | 10              | —              | 48             | 34             | 56             | 198            | 260            | 147            | 79            | 527              |
| 1940 to 1949 -----  | 723          | 4               | 42             | 7              | 48             | 96             | 216            | 170            | 111            | 29            | 475              |
| 1939 or earlier -----   | 1 769        | 6               | 56             | 66             | 154            | 263            | 416            | 451            | 225            | 132           | 482              |
| <b>VALUE</b>  |              |                 |                |                |                |                |                |                |                |               |                  |
| Less than \$10,000 -----  | —            | —               | —              | —              | —              | —              | —              | —              | —              | —             | —                |
| \$10,000 to \$19,999 -----  | 92           | 5               | 17             | 8              | 9              | 21             | 32             | —              | —              | —             | 367              |
| \$20,000 to \$29,999 -----  | 246          | —               | 19             | 26             | 62             | 41             | 71             | 13             | 14             | —             | 370              |
| \$30,000 to \$39,999 -----  | 640          | —               | 48             | 29             | 77             | 169            | 171            | 99             | 47             | —             | 399              |
| \$40,000 to \$49,999 -----  | 603          | 4               | 5              | 36             | 57             | 73             | 148            | 185            | 88             | 7             | 483              |
| \$50,000 to \$59,999 -----  | 681          | —               | 14             | 9              | 41             | 63             | 243            | 202            | 99             | 10            | 489              |
| \$60,000 to \$79,999 -----  | 1 062        | 18              | —              | 26             | 37             | 99             | 253            | 373            | 197            | 59            | 526              |
| \$80,000 to \$99,999 -----  | 522          | —               | —              | —              | 17             | 25             | 69             | 157            | 133            | 121           | 596              |
| \$100,000 to \$149,999 -----  | 440          | —               | —              | —              | —              | 13             | 93             | 72             | 93             | 169           | 668              |
| \$150,000 or more -----   | 150          | —               | —              | —              | —              | —              | 6              | 46             | 46             | 98            | 750+             |
| Median -----  | \$59 100     | \$66 900        | \$32 600       | \$40 800       | \$40 300       | \$42 800       | \$54 100       | \$62 100       | \$68 100       | \$109 000     | ...              |
| <b>SELECTED MONTHLY OWNER COSTS AS PERCENTAGE OF HOUSEHOLD INCOME IN 1979</b> |              |                 |                |                |                |                |                |                |                |               |                  |
| Less than 15 percent -----  | 911          | 20              | 41             | 83             | 126            | 127            | 249            | 128            | 90             | 47            | 418              |
| 15 to 19 percent -----  | 1 009        | 7               | 35             | 10             | 64             | 156            | 330            | 213            | 122            | 72            | 468              |
| 20 to 24 percent -----  | 792          | —               | 8              | 22             | 37             | 103            | 156            | 263            | 104            | 99            | 527              |
| 25 to 29 percent -----  | 618          | —               | 12             | —              | 16             | 22             | 139            | 240            | 114            | 75            | 550              |
| 30 to 34 percent -----  | 395          | —               | 7              | 8              | 9              | 7              | 63             | 108            | 123            | 70            | 596              |
| 35 percent or more -----  | 700          | —               | —              | 11             | 48             | 84             | 149            | 149            | 158            | 101           | 539              |
| Not computed -----  | 11           | —               | —              | —              | —              | 5              | —              | —              | 6              | —             | 612              |
| Median -----  | 21.8         | 10—             | 16.5           | 13.7           | 16.9           | 18.9           | 19.5           | 24.0           | 26.7           | 25.9          | ...              |
| <b>SELECTED CHARACTERISTICS</b>   |              |                 |                |                |                |                |                |                |                |               |                  |
| <b>Heating equipment</b> -----  | <b>4 431</b> | <b>27</b>       | <b>103</b>     | <b>134</b>     | <b>300</b>     | <b>499</b>     | <b>1 086</b>   | <b>1 101</b>   | <b>717</b>     | <b>464</b>    | <b>506</b>       |
| Steam or hot water system -----   | 2 811        | 5               | 70             | 109            | 216            | 336            | 661            | 761            | 411            | 242           | 501              |
| Central warm-air furnace or electric heat pump -----                          | 1 315        | 10              | 23             | 25             | 63             | 132            | 380            | 270            | 199            | 213           | 509              |
| Other built-in electric units -----   | 100          | 7               | 10             | —              | —              | 7              | 22             | 17             | 28             | 9             | 524              |
| Floor, wall, or pipeless furnace -----  | 27           | —               | —              | —              | —              | 7              | —              | 7              | 13             | —             | 593              |
| Other means -----   | 178          | 5               | —              | —              | 21             | 17             | 23             | 46             | 66             | —             | 550              |
| <b>Air conditioning</b> -----   | <b>3 355</b> | <b>6</b>        | <b>67</b>      | <b>90</b>      | <b>217</b>     | <b>335</b>     | <b>889</b>     | <b>844</b>     | <b>560</b>     | <b>347</b>    | <b>509</b>       |
| Central system -----  | 631          | —               | 5              | 6              | 17             | 30             | 138            | 119            | 131            | 185           | 601              |
| 1 or more individual room units -----   | 2 724        | 6               | 62             | 84             | 200            | 305            | 751            | 725            | 429            | 162           | 494              |
| <b>House heating fuel</b> -----   | <b>4 431</b> | <b>27</b>       | <b>103</b>     | <b>134</b>     | <b>300</b>     | <b>499</b>     | <b>1 086</b>   | <b>1 101</b>   | <b>717</b>     | <b>464</b>    | <b>506</b>       |
| Utility gas -----   | 2 085        | —               | 42             | 84             | 153            | 205            | 546            | 462            | 350            | 243           | 503              |
| Bottled, tank, or LP gas -----  | 19           | —               | —              | —              | —              | 7              | —              | —              | 5              | 7             | 675              |
| Electricity -----   | 117          | 7               | 10             | —              | —              | 7              | 22             | 23             | 28             | 20            | 554              |
| Fuel oil, kerosene, etc. -----  | 2 203        | 20              | 51             | 50             | 147            | 280            | 518            | 609            | 334            | 194           | 506              |
| Other -----   | 7            | —               | —              | —              | —              | —              | —              | 7              | —              | —             | 550              |

Table A -- 63. Selected Monthly Owner Costs for Not Mortgaged Housing Units With a Spanish Origin Householder: 1980

[Data are estimates based on a sample, see Introduction. For meaning of symbols, see Introduction. For definitions of terms, see appendixes A and B]

| The SMSA  | Total      | Less than \$50 | \$50 to \$74 | \$75 to \$99 | \$100 to \$124 | \$125 to \$149 | \$150 to \$199 | \$200 to \$249 | \$250 or more | Median (dollars) |
|---|------------|----------------|--------------|--------------|----------------|----------------|----------------|----------------|---------------|------------------|
| <b>Specified owner-occupied housing units</b> -----                           | <b>807</b> | —              | <b>5</b>     | <b>28</b>    | <b>29</b>      | <b>42</b>      | <b>149</b>     | <b>199</b>     | <b>355</b>    | <b>238</b>       |
| <b>PERSONS IN UNIT</b>  |            |                |              |              |                |                |                |                |               |                  |
| 1 person -----  | 68         | —              | —            | —            | 5              | —              | 26             | 25             | 12            | 206              |
| 2 persons -----   | 217        | —              | 5            | 9            | 6              | 19             | 33             | 54             | 91            | 234              |
| 3 persons -----   | 189        | —              | —            | —            | 8              | —              | 38             | 58             | 85            | 242              |
| 4 persons -----   | 182        | —              | —            | —            | 5              | 3              | 36             | 30             | 108           | 250+             |
| 5 persons -----   | 68         | —              | —            | 4            | —              | 20             | 8              | 15             | 21            | 207              |
| 6 persons -----   | 39         | —              | —            | —            | —              | —              | 8              | 17             | 14            | 234              |
| 7 persons -----   | 26         | —              | —            | 15           | —              | —              | —              | —              | —             | 97               |
| 8 or more persons -----   | 18         | —              | —            | —            | 5              | —              | —              | —              | 13            | 250+             |
| Median -----  | 3.13       | —              | 2.00         | 6.57         | 2.94           | 4.17           | 2.91           | 2.85           | 3.38          | ...              |
| <b>HOUSEHOLD TYPE AND AGE OF HOUSEHOLDER</b>                                  |            |                |              |              |                |                |                |                |               |                  |
| <b>Married-couple families</b> -----  | <b>600</b> | —              | <b>5</b>     | <b>24</b>    | <b>13</b>      | <b>29</b>      | <b>89</b>      | <b>137</b>     | <b>303</b>    | <b>250+</b>      |
| 15 to 24 years -----  | —          | —              | —            | —            | —              | —              | —              | —              | —             | —                |
| 25 to 34 years -----  | 30         | —              | —            | —            | —              | —              | 13             | 4              | 13            | 225              |
| 35 to 44 years -----  | 116        | —              | —            | 15           | —              | 3              | 10             | 29             | 59            | 250+             |
| 45 to 64 years -----  | 333        | —              | —            | —            | 5              | 18             | 40             | 74             | 196           | 250+             |
| 65 years and over -----   | 121        | —              | 5            | 9            | 8              | 8              | 26             | 30             | 35            | 207              |
| <b>Male householder, no wife present</b> -----                                | <b>62</b>  | —              | —            | —            | <b>5</b>       | <b>13</b>      | <b>8</b>       | <b>14</b>      | <b>22</b>     | <b>218</b>       |
| 15 to 24 years -----  | —          | —              | —            | —            | —              | —              | —              | —              | —             | —                |
| 25 to 34 years -----  | 7          | —              | —            | —            | —              | —              | —              | 7              | —             | 225              |
| 35 to 44 years -----  | 6          | —              | —            | —            | —              | —              | —              | —              | 6             | 250+             |
| 45 to 64 years -----  | 36         | —              | —            | —            | —              | 13             | —              | 7              | 16            | 236              |
| 65 years and over -----   | 13         | —              | —            | —            | 5              | —              | 8              | —              | —             | 159              |
| <b>Female householder, no husband present</b> -----                           | <b>145</b> | —              | —            | <b>4</b>     | <b>11</b>      | —              | <b>52</b>      | <b>48</b>      | <b>30</b>     | <b>206</b>       |
| 15 to 24 years -----  | —          | —              | —            | —            | —              | —              | —              | —              | —             | —                |
| 25 to 34 years -----  | —          | —              | —            | —            | —              | —              | —              | —              | —             | —                |
| 35 to 44 years -----  | 32         | —              | —            | —            | 5              | —              | 16             | 5              | 6             | 184              |
| 45 to 64 years -----  | 61         | —              | —            | 4            | 6              | —              | 15             | 30             | 6             | 209              |
| 65 years and over -----   | 52         | —              | —            | —            | —              | —              | 21             | 13             | 18            | 219              |
| Median age -----  | 53.9       | —              | 72.5         | 39.7         | 63.8           | 52.1           | 54.5           | 57.9           | 51.5          | ...              |
| <b>YEAR HOUSEHOLDER MOVED INTO UNIT</b>                                       |            |                |              |              |                |                |                |                |               |                  |
| 1979 to March 1980 -----  | 52         | —              | —            | 15           | 5              | 3              | —              | 12             | 17            | 213              |
| 1975 to 1978 -----  | 160        | —              | —            | —            | 5              | 15             | 10             | 62             | 68            | 240              |
| 1970 to 1974 -----  | 123        | —              | —            | —            | 5              | 9              | 14             | 32             | 63            | 250+             |
| 1960 to 1969 -----  | 212        | —              | 5            | 9            | —              | 7              | 25             | 36             | 130           | 250+             |
| 1959 or earlier -----   | 260        | —              | —            | 4            | 14             | 8              | 100            | 57             | 77            | 204              |
| <b>ROOMS</b>  |            |                |              |              |                |                |                |                |               |                  |
| 1 to 3 rooms -----  | 19         | —              | —            | —            | 10             | 9              | —              | —              | —             | 124              |
| 4 rooms -----   | 51         | —              | —            | —            | 14             | 11             | 6              | 14             | 6             | 154              |
| 5 rooms -----   | 112        | —              | —            | 9            | —              | —              | 32             | 29             | 42            | 226              |
| 6 rooms -----   | 243        | —              | —            | 19           | —              | 7              | 54             | 81             | 82            | 226              |
| 7 rooms -----   | 219        | —              | 5            | —            | —              | 15             | 40             | 47             | 112           | 250+             |
| 8 or more rooms -----   | 163        | —              | —            | —            | 5              | —              | 17             | 28             | 113           | 250+             |
| Median -----  | 6.4        | —              | 7.0          | 5.8          | 3.8            | 5.6            | 6.2            | 6.2            | 6.9           | ...              |
| <b>YEAR STRUCTURE BUILT</b>   |            |                |              |              |                |                |                |                |               |                  |
| 1975 to March 1980 -----  | 26         | —              | —            | —            | 5              | —              | —              | —              | 21            | 250+             |
| 1970 to 1974 -----  | 20         | —              | —            | —            | —              | —              | —              | —              | 20            | 250+             |
| 1960 to 1969 -----  | 147        | —              | 5            | 9            | —              | —              | 9              | 49             | 75            | 250+             |
| 1950 to 1959 -----  | 142        | —              | —            | —            | 13             | —              | 8              | 46             | 75            | 250+             |
| 1940 to 1949 -----  | 96         | —              | —            | —            | 6              | —              | 38             | 17             | 35            | 212              |
| 1939 or earlier -----   | 376        | —              | —            | 19           | 5              | 42             | 94             | 87             | 129           | 216              |
| <b>VALUE</b>  |            |                |              |              |                |                |                |                |               |                  |
| Less than \$10,000 -----  | 7          | —              | —            | —            | —              | —              | 7              | —              | —             | 175              |
| \$10,000 to \$19,999 -----  | 56         | —              | —            | 9            | —              | —              | 21             | 6              | 20            | 195              |
| \$20,000 to \$29,999 -----  | 116        | —              | 5            | 15           | 5              | 15             | 36             | 21             | 19            | 175              |
| \$30,000 to \$39,999 -----  | 93         | —              | —            | 4            | 19             | 7              | 12             | 21             | 30            | 211              |
| \$40,000 to \$49,999 -----  | 137        | —              | —            | —            | 5              | 12             | 33             | 40             | 47            | 223              |
| \$50,000 to \$59,999 -----  | 53         | —              | —            | —            | —              | —              | 18             | 15             | 20            | 228              |
| \$60,000 to \$79,999 -----  | 209        | —              | —            | —            | —              | 8              | 14             | 77             | 110           | 250+             |
| \$80,000 to \$99,999 -----  | 76         | —              | —            | —            | —              | —              | 8              | 12             | 56            | 250+             |
| \$100,000 to \$149,999 -----  | 29         | —              | —            | —            | —              | —              | —              | 7              | 22            | 250+             |
| \$150,000 or more -----   | 31         | —              | —            | —            | —              | —              | —              | —              | 31            | 250+             |
| Median -----  | \$49 300   | —              | \$21 300     | \$20 800     | \$36 300       | \$39 300       | \$34 400       | \$56 500       | \$68 700      | ...              |
| <b>SELECTED MONTHLY OWNER COSTS AS PERCENTAGE OF HOUSEHOLD INCOME IN 1979</b> |            |                |              |              |                |                |                |                |               |                  |
| Less than 10 percent -----  | 269        | —              | —            | 19           | 5              | 31             | 54             | 76             | 84            | 217              |
| 10 to 14 percent -----  | 234        | —              | —            | —            | 19             | 3              | 43             | 43             | 126           | 250+             |
| 15 to 19 percent -----  | 125        | —              | 5            | —            | —              | 8              | 8              | 44             | 60            | 247              |
| 20 to 24 percent -----  | 47         | —              | —            | 9            | 5              | —              | 11             | 12             | 10            | 193              |
| 25 to 29 percent -----  | 12         | —              | —            | —            | —              | —              | —              | 6              | 6             | 250              |
| 30 to 34 percent -----  | 19         | —              | —            | —            | —              | —              | —              | 7              | 12            | 250+             |
| 35 percent or more -----  | 90         | —              | —            | —            | —              | —              | 33             | 6              | 51            | 250+             |
| Not computed -----  | 11         | —              | —            | —            | —              | —              | —              | 5              | 6             | 250+             |
| Median -----  | 12.8       | —              | 17.5         | 10           | 12.5           | 10             | 12.4           | 12.4           | 13.6          | ...              |
| <b>SELECTED CHARACTERISTICS</b>   |            |                |              |              |                |                |                |                |               |                  |
| <b>Heating equipment</b> -----  | <b>807</b> | —              | <b>5</b>     | <b>28</b>    | <b>29</b>      | <b>42</b>      | <b>149</b>     | <b>199</b>     | <b>355</b>    | <b>238</b>       |
| Steam or hot water system -----   | 502        | —              | —            | 28           | 5              | 15             | 125            | 121            | 208           | 232              |
| Central warm-air furnace or electric heat pump -----                          | 246        | —              | 5            | —            | 24             | 15             | 24             | 73             | 105           | 238              |
| Other built-in electric units -----   | 9          | —              | —            | —            | —              | —              | —              | —              | 9             | 250+             |
| Floor, wall, or pipeless furnace -----  | —          | —              | —            | —            | —              | —              | —              | —              | —             | —                |
| Other means -----   | 50         | —              | —            | —            | —              | 12             | —              | 5              | 33            | 250+             |
| <b>Air conditioning</b> -----   | <b>574</b> | —              | —            | <b>19</b>    | <b>24</b>      | <b>15</b>      | <b>98</b>      | <b>144</b>     | <b>274</b>    | <b>245</b>       |
| Central system -----  | 136        | —              | —            | —            | —              | —              | 7              | 41             | 88            | 250+             |
| 1 or more individual room units -----   | 438        | —              | —            | 19           | 24             | 15             | 91             | 103            | 186           | 234              |
| <b>House heating fuel</b> -----   | <b>807</b> | —              | <b>5</b>     | <b>28</b>    | <b>29</b>      | <b>42</b>      | <b>149</b>     | <b>199</b>     | <b>355</b>    | <b>238</b>       |
| Utility gas -----   | 376        | —              | —            | 24           | 18             | 16             | 51             | 116            | 151           | 234              |
| Bottled, tank, or LP gas -----  | 5          | —              | 5            | —            | —              | —              | —              | —              | —             | 63               |
| Electricity -----   | 30         | —              | —            | —            | —              | 11             | 10             | —              | 9             | 170              |
| Fuel oil, kerosene, etc. -----  | 385        | —              | —            | 4            | 11             | 15             | 77             | 83             | 195           | 250+             |
| Other -----   | 11         | —              | —            | —            | —              | —              | 11             | —              | —             | 175              |



Table A—64. Year Structure Built for Owner- and Renter-Occupied Housing Units With a Spanish Origin Householder: 1980

[Data are estimates based on a sample, see Introduction. For meaning of symbols, see Introduction. For definitions of terms, see appendixes A and B.]

The SMSA

|  | Owner-occupied housing units |                    |              |              |              |                 | Renter-occupied housing units |                    |              |              |              |                 |
|--|------------------------------|--------------------|--------------|--------------|--------------|-----------------|-------------------------------|--------------------|--------------|--------------|--------------|-----------------|
|  | Total                        | 1975 to March 1980 | 1970 to 1974 | 1960 to 1969 | 1940 to 1959 | 1939 or earlier | Total                         | 1975 to March 1980 | 1970 to 1974 | 1960 to 1969 | 1940 to 1959 | 1939 or earlier |
| Occupied housing units                             | 10 277                       | 289                | 403          | 1 156        | 3 270        | 5 159           | 27 707                        | 813                | 909          | 2 856        | 10 301       | 12 828          |
| <b>HOUSEHOLD TYPE AND AGE OF HOUSEHOLDER</b>       |                              |                    |              |              |              |                 |                               |                    |              |              |              |                 |
| <b>Married-couple families</b>                     | 8 865                        | 256                | 370          | 1 065        | 2 766        | 4 408           | 13 948                        | 409                | 504          | 1 492        | 4 915        | 6 628           |
| 15 to 24 years                                     | 106                          | 10                 | —            | 10           | 36           | 50              | 1 501                         | 68                 | 81           | 207          | 517          | 628             |
| 25 to 34 years                                     | 1 534                        | 45                 | 75           | 126          | 541          | 747             | 4 654                         | 95                 | 183          | 712          | 1 797        | 1 867           |
| 35 to 44 years                                     | 2 917                        | 125                | 132          | 348          | 956          | 1 356           | 3 245                         | 110                | 132          | 207          | 1 170        | 1 626           |
| 45 to 64 years                                     | 3 947                        | 76                 | 156          | 524          | 1 154        | 2 037           | 3 745                         | 121                | 94           | 283          | 1 234        | 2 013           |
| 65 years and over                                  | 361                          | —                  | 7            | 57           | 79           | 218             | 803                           | 15                 | 14           | 83           | 197          | 494             |
| <b>Male householder, no wife present</b>           | 482                          | 21                 | —            | 27           | 158          | 276             | 3 748                         | 97                 | 111          | 478          | 1 555        | 1 507           |
| 15 to 24 years                                     | 14                           | —                  | —            | —            | —            | 14              | 657                           | 16                 | 14           | 107          | 236          | 284             |
| 25 to 34 years                                     | 158                          | 9                  | —            | 16           | 44           | 89              | 1 002                         | 8                  | 58           | 145          | 430          | 361             |
| 35 to 44 years                                     | 99                           | 5                  | —            | 6            | 34           | 54              | 845                           | 7                  | 12           | 139          | 411          | 276             |
| 45 to 64 years                                     | 170                          | —                  | —            | 5            | 66           | 99              | 932                           | 28                 | 27           | 62           | 403          | 412             |
| 65 years and over                                  | 41                           | 7                  | —            | —            | 14           | 20              | 312                           | 38                 | —            | 25           | 75           | 174             |
| <b>Female householder, no husband present</b>      | 930                          | 12                 | 33           | 64           | 346          | 475             | 10 011                        | 307                | 294          | 886          | 3 831        | 4 693           |
| 15 to 24 years                                     | 23                           | —                  | —            | —            | 6            | 17              | 1 667                         | 63                 | 26           | 201          | 769          | 608             |
| 25 to 34 years                                     | 140                          | 7                  | —            | 6            | 72           | 55              | 3 234                         | 83                 | 100          | 318          | 1 210        | 1 523           |
| 35 to 44 years                                     | 227                          | 5                  | —            | 25           | 110          | 87              | 2 413                         | 68                 | 80           | 155          | 951          | 1 159           |
| 45 to 64 years                                     | 365                          | —                  | 27           | 26           | 138          | 174             | 2 094                         | 84                 | 70           | 160          | 721          | 1 059           |
| 65 years and over                                  | 175                          | —                  | 6            | 7            | 20           | 142             | 603                           | 9                  | 18           | 52           | 180          | 344             |
| Median age   | 44.8                         | 39.2               | 44.6         | 46.1         | 43.5         | 45.8            | 36.6                          | 38.9               | 34.8         | 32.7         | 35.7         | 38.5            |
| <b>YEAR HOUSEHOLDER MOVED INTO UNIT</b>            |                              |                    |              |              |              |                 |                               |                    |              |              |              |                 |
| 1979 to March 1980                                 | 1 476                        | 106                | 51           | 106          | 518          | 695             | 9 851                         | 470                | 369          | 1 112        | 3 655        | 4 245           |
| 1975 to 1978                                       | 3 872                        | 183                | 122          | 400          | 1 317        | 1 850           | 11 205                        | 343                | 431          | 1 227        | 4 146        | 5 058           |
| 1970 to 1974                                       | 2 647                        | —                  | 230          | 283          | 811          | 1 323           | 3 956                         | —                  | 109          | 302          | 1 566        | 1 979           |
| 1960 to 1969                                       | 1 585                        | —                  | —            | 367          | 382          | 836             | 2 039                         | —                  | —            | 215          | 680          | 1 144           |
| 1959 or earlier                                    | 697                          | —                  | —            | —            | 242          | 455             | 656                           | —                  | —            | —            | 254          | 402             |
| <b>ROOMS</b>                                       |                              |                    |              |              |              |                 |                               |                    |              |              |              |                 |
| 1 room   | 35                           | —                  | —            | —            | 6            | 29              | 837                           | 52                 | 46           | 105          | 346          | 288             |
| 2 rooms  | 66                           | —                  | —            | 6            | 32           | 28              | 1 677                         | 86                 | 76           | 300          | 593          | 622             |
| 3 rooms  | 247                          | 6                  | 16           | 16           | 62           | 147             | 6 571                         | 159                | 241          | 750          | 2 437        | 2 984           |
| 4 rooms  | 1 204                        | 12                 | 14           | 43           | 297          | 838             | 9 066                         | 295                | 291          | 1 008        | 3 256        | 4 216           |
| 5 rooms  | 2 301                        | 37                 | 66           | 221          | 794          | 1 183           | 6 569                         | 118                | 157          | 433          | 2 569        | 3 292           |
| 6 rooms  | 2 591                        | 41                 | 84           | 187          | 935          | 1 344           | 2 205                         | 71                 | 71           | 194          | 825          | 1 044           |
| 7 or more rooms                                    | 3 833                        | 193                | 223          | 683          | 1 144        | 1 590           | 782                           | 32                 | 27           | 66           | 275          | 382             |
| Median   | 6.0                          | 7.3                | 7.2          | 6.9          | 6.0          | 5.8             | 4.0                           | 3.9                | 3.8          | 3.8          | 4.0          | 4.1             |
| <b>PLUMBING FACILITIES BY PERSONS PER ROOM</b>     |                              |                    |              |              |              |                 |                               |                    |              |              |              |                 |
| <b>Complete plumbing for exclusive use</b>         | 9 980                        | 285                | 396          | 1 140        | 3 148        | 5 011           | 26 383                        | 768                | 846          | 2 676        | 9 798        | 12 295          |
| 0.50 or less                                       | 3 667                        | 180                | 181          | 532          | 1 165        | 1 609           | 7 020                         | 169                | 278          | 826          | 2 406        | 3 341           |
| 0.51 to 1.00                                       | 5 426                        | 91                 | 177          | 537          | 1 730        | 2 891           | 14 562                        | 398                | 430          | 1 456        | 5 468        | 6 810           |
| 1.01 to 1.50                                       | 685                          | 8                  | 18           | 65           | 201          | 393             | 3 517                         | 158                | 73           | 323          | 1 300        | 1 663           |
| 1.51 or more                                       | 202                          | 6                  | 20           | 6            | 52           | 118             | 1 284                         | 43                 | 65           | 71           | 624          | 481             |
| <b>Lacking complete plumbing for exclusive use</b> | 297                          | 4                  | 7            | 16           | 122          | 148             | 1 324                         | 45                 | 63           | 180          | 503          | 533             |
| 0.50 or less                                       | 63                           | 4                  | 7            | —            | 21           | 31              | 223                           | 29                 | 15           | 24           | 94           | 61              |
| 0.51 to 1.00                                       | 140                          | —                  | —            | 11           | 42           | 87              | 800                           | 8                  | 43           | 91           | 306          | 352             |
| 1.01 to 1.50                                       | 79                           | —                  | —            | 5            | 49           | 25              | 207                           | —                  | —            | 41           | 70           | 96              |
| 1.51 or more                                       | 15                           | —                  | —            | —            | 10           | 5               | 94                            | 8                  | 5            | 24           | 33           | 24              |
| <b>PERSONS IN UNIT</b>                             |                              |                    |              |              |              |                 |                               |                    |              |              |              |                 |
| 1 person   | 465                          | 16                 | 10           | 28           | 166          | 245             | 4 217                         | 144                | 158          | 535          | 1 492        | 1 888           |
| 2 persons  | 1 438                        | 54                 | 35           | 176          | 477          | 696             | 6 085                         | 153                | 265          | 721          | 2 260        | 2 686           |
| 3 persons  | 2 097                        | 53                 | 53           | 237          | 652          | 1 102           | 6 107                         | 185                | 186          | 748          | 2 158        | 2 830           |
| 4 persons  | 2 822                        | 72                 | 140          | 299          | 913          | 1 398           | 5 232                         | 112                | 149          | 378          | 2 010        | 2 583           |
| 5 persons  | 1 755                        | 68                 | 79           | 223          | 555          | 830             | 3 111                         | 88                 | 86           | 276          | 1 126        | 1 535           |
| 6 or more persons                                  | 1 700                        | 26                 | 86           | 193          | 507          | 888             | 2 955                         | 131                | 65           | 198          | 1 255        | 1 306           |
| Median   | 3.90                         | 3.80               | 4.24         | 3.96         | 3.87         | 3.88            | 3.08                          | 3.09               | 2.67         | 2.73         | 3.15         | 3.15            |
| Total persons                                      | 43 058                       | 1 110              | 1 758        | 4 873        | 13 446       | 21 871          | 87 044                        | 2 699              | 2 496        | 8 606        | 33 298       | 39 945          |
| <b>UNITS IN STRUCTURE</b>                          |                              |                    |              |              |              |                 |                               |                    |              |              |              |                 |
| 1, detached or attached                            | 5 698                        | 216                | 333          | 889          | 1 955        | 2 305           | 1 259                         | 75                 | 21           | 102          | 433          | 628             |
| 2  | 2 597                        | 37                 | 52           | 205          | 772          | 1 531           | 5 490                         | 117                | 95           | 402          | 2 060        | 2 816           |
| 3 and 4  | 1 403                        | 10                 | 11           | 47           | 393          | 942             | 7 697                         | 212                | 111          | 447          | 2 636        | 4 291           |
| 5 to 9   | 324                          | 19                 | —            | 15           | 89           | 201             | 4 800                         | 121                | 139          | 350          | 1 791        | 2 399           |
| 10 to 49   | 216                          | 7                  | 7            | —            | 43           | 159             | 5 930                         | 126                | 371          | 1 029        | 2 187        | 2 217           |
| 50 or more   | 27                           | —                  | —            | —            | 18           | 9               | 2 485                         | 162                | 156          | 526          | 1 184        | 457             |
| Mobile home or trailer, etc.                       | 12                           | —                  | —            | —            | —            | 12              | 46                            | —                  | 16           | —            | 10           | 20              |
| <b>SELECTED CHARACTERISTICS</b>                    |                              |                    |              |              |              |                 |                               |                    |              |              |              |                 |
| <b>Heating equipment</b>                           | 10 255                       | 289                | 403          | 1 156        | 3 261        | 5 146           | 27 503                        | 813                | 909          | 2 856        | 10 242       | 12 683          |
| Steam or hot water system                          | 6 893                        | 140                | 169          | 507          | 2 086        | 3 991           | 19 111                        | 474                | 508          | 1 828        | 7 522        | 8 779           |
| Central warm-air furnace or electric heat pump     | 2 083                        | 115                | 162          | 542          | 803          | 461             | 2 557                         | 77                 | 176          | 441          | 811          | 1 052           |
| Other built-in electric units                      | 174                          | 23                 | 51           | 36           | 16           | 48              | 903                           | 98                 | 96           | 177          | 287          | 245             |
| Floor, wall, or pipeless furnace                   | 49                           | —                  | 7            | —            | 36           | 6               | 421                           | 22                 | 32           | 67           | 163          | 137             |
| Other means  | 1 056                        | 11                 | 14           | 71           | 320          | 640             | 4 511                         | 142                | 97           | 343          | 1 459        | 2 470           |
| <b>Air conditioning</b>                            | 7 553                        | 214                | 284          | 929          | 2 389        | 3 737           | 11 136                        | 302                | 654          | 1 715        | 3 644        | 4 821           |
| Central system                                     | 1 047                        | 124                | 128          | 369          | 272          | 154             | 1 059                         | 49                 | 139          | 279          | 323          | 269             |
| 1 or more individual room units                    | 6 506                        | 90                 | 156          | 560          | 2 117        | 3 583           | 10 077                        | 253                | 515          | 1 436        | 3 321        | 4 552           |
| <b>House heating fuel</b>                          | 10 255                       | 289                | 403          | 1 156        | 3 261        | 5 146           | 27 503                        | 813                | 909          | 2 856        | 10 242       | 12 683          |
| Utility gas  | 4 442                        | 117                | 237          | 873          | 1 207        | 2 008           | 9 895                         | 263                | 427          | 1 167        | 3 485        | 4 553           |
| Bottled, tank, or LP gas                           | 91                           | —                  | —            | 9            | 28           | 54              | 498                           | 16                 | 24           | 62           | 202          | 194             |
| Electricity  | 245                          | 28                 | 62           | 36           | 29           | 90              | 1 402                         | 158                | 141          | 250          | 426          | 427             |
| Fuel oil, kerosene, etc.                           | 5 455                        | 144                | 104          | 238          | 1 997        | 2 972           | 15 547                        | 366                | 311          | 1 371        | 6 087        | 7 412           |
| Other  | 22                           | —                  | —            | —            | —            | —               | 161                           | 10                 | 6            | 6            | 42           | 97              |
| <b>Income in 1979 below poverty level</b>          | 677                          | 22                 | 18           | 56           | 251          | 330             | 9 310                         | 301                | 177          | 845          | 3 869        | 4 118           |
| Percent below poverty level                        | 6.6                          | 7.6                | 4.5          | 4.8          | 7.7          | 6.4             | 33.6                          | 37.0               | 19.5         | 29.6         | 37.6         | 32.1            |
| <b>HOUSEHOLD INCOME IN 1979</b>                    |                              |                    |              |              |              |                 |                               |                    |              |              |              |                 |
| Less than \$5,000                                  | 505                          | 5                  | 7            | 41           | 184          | 268             | 7 581                         | 229                | 147          | 715          | 3 122        | 3 368           |
| \$5,000 to \$9,999                                 | 610                          | 10                 | 23           | 56           | 185          | 336             | 5 530                         | 171                | 154          | 506          | 2 014        | 2 685           |
| \$10,000 to \$12,499                               | 481                          | 13                 | 6            | 27           | 117          | 318             | 2 557                         | 77                 | 80           | 272          | 838          | 1 290           |
| \$12,500 to \$14,999                               | 498                          | —                  | 7            | 33           | 174          | 284             | 2 003                         | 84                 | 57           | 175          | 776          | 911             |
| \$15,000 to \$19,999                               | 1 319                        | 6                  | 22           | 69           | 496          | 726             | 4 210                         | 82                 | 163          | 425          | 1 547        | 1 993           |
| \$20,000 to \$24,999                               | 1 626                        | 5                  | 38           | 139          | 539          | 905             | 2 524                         | 62                 | 104          | 310          | 981          | 1 067           |
| \$25,000 to \$34,999                               | 2 834                        | 100                | 148          | 331          | 848          | 1 407           | 2 355                         | 96                 | 138          | 301          | 740          | 1 080           |
| \$35,000 to \$49,999                               | 1 600                        | 74                 | 105          | 281          | 515          | 625             | 810                           | 12                 | 52           | 124          | 240          | 382             |
| \$50,000 or more                                   | 804                          | 76                 | 47           | 179          | 212          | 290             | 137                           | —                  | 14           | 28           | 43           | 52              |
| Median   | \$25 270                     | \$36 100           | \$31 610     | \$30 845     | \$24 414     | \$23 399        | \$10 726                      | \$10 211           | \$15 581     | \$11 903     | \$10 043     | \$10 700        |
| Mean   | \$27 382                     | \$45 958           | \$35 470     | \$33 366     | \$26 253     | \$25 084        | \$12 773                      | \$12 301           | \$16 568     | \$14 272     | \$12 129     | \$12 717        |

**Table A-65. Units in Structure for Owner- and Renter-Occupied Housing Units With a Spanish Origin Householder: 1980**

[Data are estimates based on a sample, see Introduction. For meaning of symbols, see Introduction. For definitions of terms, see appendixes A and B]

**The SMSA**

**Occupied housing units**

Condominium housing units

**HOUSEHOLD TYPE AND AGE OF HOUSEHOLDER**

**Married-couple families**

15 to 24 years  
25 to 34 years  
35 to 44 years  
45 to 64 years  
65 years and over

**Male householder, no wife present**

15 to 24 years  
25 to 34 years  
35 to 44 years  
45 to 64 years  
65 years and over

**Female householder, no husband present**

15 to 24 years  
25 to 34 years  
35 to 44 years  
45 to 64 years  
65 years and over

Median age

**YEAR HOUSEHOLDER MOVED INTO UNIT**

1979 to March 1980  
1975 to 1978  
1970 to 1974  
1960 to 1969  
1959 or earlier

**ROOMS**

1 room  
2 rooms  
3 rooms  
4 rooms  
5 rooms  
6 rooms  
7 or more rooms  
Median

**PLUMBING FACILITIES BY PERSONS PER ROOM**

Complete plumbing for exclusive use  
0.50 or less  
0.51 to 1.00  
1.01 to 1.50  
1.51 or more

Lacking complete plumbing for exclusive use  
0.50 or less  
0.51 to 1.00  
1.01 to 1.50  
1.51 or more

**BEDROOMS**

None  
1  
2  
3  
4  
5 or more

**HOUSEHOLD INCOME IN 1979**

Less than \$5,000  
\$5,000 to \$9,999  
\$10,000 to \$12,999  
\$12,500 to \$14,999  
\$15,000 to \$19,999  
\$20,000 to \$24,999  
\$25,000 to \$34,999  
\$35,000 to \$49,999  
\$50,000 or more  
Median  
Mean

**SELECTED CHARACTERISTICS**

**Heating equipment**

Steam or hot water system  
Central warm-air furnace or electric heat pump  
Other built-in electric units  
Floor, wall, or pipeless furnace  
Other means

**Air conditioning**

Central system

**Vehicles available**

1  
2 or more

**House heating fuel**

Utility gas  
Bottled, tank, or LP gas  
Electricity  
Fuel oil, kerosene, etc.  
Other

**Water heating fuel**

Utility gas  
Bottled, tank, or LP gas  
Electricity  
Fuel oil, kerosene, etc.  
Other

**Family householder**

With own children under 18 years  
With own children under 6 years

**Female householder, no husband present**

With own children under 18 years  
With own children under 6 years

**Nonfamily householder**

Income in 1979 below poverty level  
Percent below poverty level

|  | Owner-occupied housing units |                              |                 |                              | Renter-occupied housing units |                              |          |               |              |                |                  | Mobile home or trailer, etc. |
|--|------------------------------|------------------------------|-----------------|------------------------------|-------------------------------|------------------------------|----------|---------------|--------------|----------------|------------------|------------------------------|
|  | Total                        | 1 unit, detached or attached | 2 or more units | Mobile home or trailer, etc. | Total                         | 1 unit, detached or attached | 2 units  | 3 and 4 units | 5 to 9 units | 10 to 49 units | 50 or more units |                              |
| Occupied housing units                         | 10 277                       | 5 698                        | 4 567           | 12                           | 27 707                        | 1 259                        | 5 490    | 7 697         | 4 800        | 5 930          | 2 485            | 46                           |
| Condominium housing units                      | 53                           | 21                           | 32              | -                            | 306                           | -                            | 21       | 22            | 34           | 64             | 165              | -                            |
| <b>HOUSEHOLD TYPE AND AGE OF HOUSEHOLDER</b>   |                              |                              |                 |                              |                               |                              |          |               |              |                |                  |                              |
| <b>Married-couple families</b>                 | 8 865                        | 4 956                        | 3 897           | 12                           | 13 948                        | 855                          | 3 369    | 4 036         | 2 266        | 2 316          | 1 095            | 11                           |
| 15 to 24 years                                 | 106                          | 42                           | 64              | -                            | 1 501                         | 39                           | 344      | 441           | 260          | 286            | 131              | -                            |
| 25 to 34 years                                 | 1 534                        | 877                          | 650             | 7                            | 4 654                         | 245                          | 1 067    | 1 152         | 734          | 989            | 456              | 11                           |
| 35 to 44 years                                 | 2 917                        | 1 709                        | 1 203           | 5                            | 3 245                         | 288                          | 800      | 926           | 521          | 488            | 222              | -                            |
| 45 to 64 years                                 | 3 947                        | 2 101                        | 1 846           | -                            | 3 745                         | 253                          | 941      | 1 260         | 645          | 440            | 206              | -                            |
| 65 years and over                              | 361                          | 227                          | 134             | -                            | 803                           | 30                           | 217      | 257           | 106          | 113            | 80               | -                            |
| <b>Male householder, no wife present</b>       | 482                          | 262                          | 220             | -                            | 3 748                         | 146                          | 550      | 956           | 609          | 1 128          | 345              | 14                           |
| 15 to 24 years                                 | 14                           | -                            | 14              | -                            | 657                           | 6                            | 58       | 186           | 149          | 233            | 25               | -                            |
| 25 to 34 years                                 | 158                          | 114                          | 44              | -                            | 1 002                         | 6                            | 137      | 273           | 126          | 371            | 89               | -                            |
| 35 to 44 years                                 | 99                           | 63                           | 36              | -                            | 845                           | 43                           | 113      | 241           | 142          | 222            | 78               | 6                            |
| 45 to 64 years                                 | 170                          | 66                           | 104             | -                            | 932                           | 57                           | 192      | 190           | 175          | 220            | 90               | 8                            |
| 65 years and over                              | 41                           | 19                           | 22              | -                            | 312                           | 34                           | 50       | 66            | 17           | 82             | 63               | -                            |
| <b>Female householder, no husband present</b>  | 930                          | 480                          | 450             | -                            | 10 011                        | 258                          | 1 571    | 2 705         | 1 925        | 2 486          | 1 045            | 21                           |
| 15 to 24 years                                 | 23                           | -                            | 23              | -                            | 1 667                         | 11                           | 169      | 420           | 299          | 584            | 184              | -                            |
| 25 to 34 years                                 | 140                          | 61                           | 79              | -                            | 3 234                         | 49                           | 538      | 890           | 627          | 790            | 331              | 9                            |
| 35 to 44 years                                 | 227                          | 129                          | 98              | -                            | 2 413                         | 165                          | 403      | 610           | 454          | 541            | 232              | 8                            |
| 45 to 64 years                                 | 365                          | 211                          | 154             | -                            | 2 094                         | 27                           | 331      | 618           | 420          | 489            | 205              | 4                            |
| 65 years and over                              | 175                          | 79                           | 96              | -                            | 603                           | 6                            | 130      | 167           | 125          | 82             | 93               | -                            |
| Median age                                     | 44.8                         | 44.2                         | 45.6            | 34.3                         | 36.6                          | 40.8                         | 38.1     | 37.3          | 36.7         | 33.6           | 35.6             | 36.1                         |
| <b>YEAR HOUSEHOLDER MOVED INTO UNIT</b>        |                              |                              |                 |                              |                               |                              |          |               |              |                |                  |                              |
| 1979 to March 1980                             | 1 476                        | 866                          | 610             | -                            | 9 851                         | 463                          | 1 744    | 2 997         | 1 579        | 2 203          | 842              | 23                           |
| 1975 to 1978                                   | 3 872                        | 2 093                        | 1 774           | 5                            | 11 205                        | 560                          | 2 378    | 2 930         | 1 976        | 2 416          | 934              | 11                           |
| 1970 to 1974                                   | 2 647                        | 1 385                        | 1 262           | -                            | 3 956                         | 133                          | 835      | 1 129         | 592          | 875            | 384              | 8                            |
| 1960 to 1969                                   | 1 585                        | 924                          | 654             | 7                            | 2 039                         | 73                           | 403      | 447           | 498          | 373            | 241              | 4                            |
| 1959 or earlier                                | 697                          | 430                          | 267             | -                            | 656                           | 30                           | 130      | 194           | 155          | 63             | 84               | -                            |
| <b>ROOMS</b>                                   |                              |                              |                 |                              |                               |                              |          |               |              |                |                  |                              |
| 1 room   | 35                           | 12                           | 23              | -                            | 837                           | 21                           | 44       | 105           | 153          | 315            | 191              | 8                            |
| 2 rooms  | 66                           | 7                            | 59              | -                            | 1 677                         | 44                           | 181      | 281           | 308          | 608            | 255              | -                            |
| 3 rooms  | 247                          | 64                           | 183             | -                            | 6 571                         | 79                           | 800      | 1 553         | 1 077        | 2 307          | 730              | 25                           |
| 4 rooms  | 1 204                        | 218                          | 979             | 7                            | 9 066                         | 188                          | 1 720    | 2 866         | 1 760        | 1 704          | 824              | 4                            |
| 5 rooms  | 2 301                        | 681                          | 1 620           | -                            | 6 569                         | 337                          | 1 827    | 2 088         | 1 232        | 757            | 319              | 9                            |
| 6 rooms  | 2 591                        | 1 475                        | 1 111           | 5                            | 2 205                         | 300                          | 707      | 659           | 236          | 204            | 99               | -                            |
| 7 or more rooms                                | 3 833                        | 3 241                        | 592             | -                            | 782                           | 290                          | 211      | 145           | 34           | 35             | 67               | -                            |
| Median   | 6.0                          | 6.8                          | 5.1             | 4.4                          | 4.0                           | 5.4                          | 4.5      | 4.2           | 4.0          | 3.4            | 3.6              | 3.1                          |
| <b>PLUMBING FACILITIES BY PERSONS PER ROOM</b> |                              |                              |                 |                              |                               |                              |          |               |              |                |                  |                              |
| Complete plumbing for exclusive use            | 9 980                        | 5 698                        | 4 270           | 12                           | 26 383                        | 1 246                        | 5 279    | 7 328         | 4 526        | 5 584          | 2 374            | 46                           |
| 0.50 or less                                   | 3 667                        | 2 580                        | 1 087           | -                            | 7 020                         | 376                          | 1 507    | 2 015         | 1 038        | 1 442          | 630              | 12                           |
| 0.51 to 1.00                                   | 5 426                        | 2 838                        | 2 581           | 7                            | 14 562                        | 641                          | 2 971    | 4 087         | 2 651        | 2 921          | 1 266            | 25                           |
| 1.01 to 1.50                                   | 685                          | 221                          | 459             | 5                            | 3 517                         | 224                          | 579      | 979           | 563          | 866            | 297              | 9                            |
| 1.51 or more                                   | 202                          | 59                           | 143             | -                            | 1 284                         | 5                            | 222      | 247           | 274          | 355            | 181              | -                            |
| Lacking complete plumbing for exclusive use    | 297                          | -                            | 297             | -                            | 1 324                         | 13                           | 211      | 369           | 274          | 346            | 111              | -                            |
| 0.50 or less                                   | 63                           | -                            | 63              | -                            | 223                           | -                            | 24       | 79            | 35           | 60             | 25               | -                            |
| 0.51 to 1.00                                   | 140                          | -                            | 140             | -                            | 800                           | 13                           | 119      | 239           | 158          | 192            | 79               | -                            |
| 1.01 to 1.50                                   | 79                           | -                            | 79              | -                            | 207                           | -                            | 68       | 46            | 39           | 47             | 7                | -                            |
| 1.51 or more                                   | 15                           | -                            | 15              | -                            | 94                            | -                            | -        | 5             | 42           | 47             | -                | -                            |
| <b>BEDROOMS</b>                                |                              |                              |                 |                              |                               |                              |          |               |              |                |                  |                              |
| None   | 45                           | 22                           | 23              | -                            | 924                           | 21                           | 68       | 110           | 178          | 348            | 191              | 8                            |
| 1  | 414                          | 98                           | 316             | -                            | 8 776                         | 155                          | 1 121    | 2 052         | 1 399        | 2 985          | 1 039            | 25                           |
| 2  | 2 509                        | 615                          | 1 887           | 7                            | 11 182                        | 367                          | 2 503    | 3 502         | 2 033        | 1 854          | 910              | 13                           |
| 3  | 4 766                        | 2 941                        | 1 820           | 5                            | 5 595                         | 475                          | 1 496    | 1 748         | 1 052        | 619            | 205              | -                            |
| 4  | 1 862                        | 1 503                        | 359             | -                            | 976                           | 173                          | 225      | 245           | 138          | 117            | 78               | -                            |
| 5 or more                                      | 681                          | 519                          | 162             | -                            | 254                           | 68                           | 77       | 40            | -            | 7              | 62               | -                            |
| <b>HOUSEHOLD INCOME IN 1979</b>                |                              |                              |                 |                              |                               |                              |          |               |              |                |                  |                              |
| Less than \$5,000                              | 505                          | 206                          | 299             | -                            | 7 581                         | 203                          | 1 033    | 2 126         | 1 581        | 1 859          | 775              | 4                            |
| \$5,000 to \$9,999                             | 610                          | 203                          | 407             | -                            | 5 530                         | 223                          | 946      | 1 467         | 1 063        | 1 270          | 544              | 17                           |
| \$10,000 to \$12,999                           | 481                          | 258                          | 223             | -                            | 2 557                         | 123                          | 490      | 708           | 430          | 538            | 262              | 6                            |
| \$12,500 to \$14,999                           | 498                          | 189                          | 309             | -                            | 2 003                         | 98                           | 392      | 574           | 353          | 431            | 144              | 11                           |
| \$15,000 to \$19,999                           | 1 319                        | 597                          | 715             | 7                            | 4 210                         | 206                          | 1 108    | 1 190         | 560          | 791            | 355              | -                            |
| \$20,000 to \$24,999                           | 1 626                        | 812                          | 814             | -                            | 2 524                         | 190                          | 585      | 617           | 374          | 501            | 249              | 8                            |
| \$25,000 to \$34,999                           | 2 834                        | 1 672                        | 1 157           | 5                            | 2 355                         | 140                          | 622      | 699           | 322          | 458            | 114              | -                            |
| \$35,000 to \$49,999                           | 1 600                        | 1 159                        | 441             | -                            | 810                           | 58                           | 272      | 271           | 111          | 63             | 35               | -                            |
| \$50,000 or more                               | 804                          | 602                          | 202             | -                            | 137                           | 18                           | 42       | 45            | 6            | 19             | 7                | -                            |
| Median   | \$25 270                     | \$27 923                     | \$21 869        | \$17 143                     | \$10 726                      | \$14 554                     | \$14 260 | \$10 902      | \$8 763      | \$9 352        | \$9 223          | \$10 833                     |
| Mean   | \$27 382                     | \$30 861                     | \$23 061        | \$19 793                     | \$12 773                      | \$16 164                     | \$15 333 | \$12 946      | \$11 203     | \$11 435       | \$11 124         | \$10 631                     |
| <b>SELECTED CHARACTERISTICS</b>                |                              |                              |                 |                              |                               |                              |          |               |              |                |                  |                              |
| <b>Heating equipment</b>                       | 10 255                       | 5 693                        | 4 550           | 12                           | 27 503                        | 1 253                        | 5 480    | 7 599         | 4 730        | 5 910          | 2 485            | 46                           |
| Steam or hot water system                      | 6 893                        | 3 590                        | 3 303           | -                            | 19 111                        | 707                          | 3 896    | 5 376         | 3 061        | 4 247          | 1 778            | 46                           |
| Central warm-air furnace or electric heat pump | 2 083                        | 1 679                        | 404             | -                            | 2 557                         | 220                          | 481      | 561           | 397          | 598            | 300              | -                            |
| Other built-in electric units                  | 174                          | 124                          | 50              | -                            | 903                           | 17                           | 117      | 179           | 184          | 224            | 182              | -                            |
| Floor, wall, or pipeless furnace               | 49                           | 31                           | 18              | -                            | 421                           | 44                           | 63       | 54            | 80           | 118            | 62               | -                            |
| Other means                                    | 1 056                        | 269                          | 775             | 12                           | 4 511                         | 265                          | 923      | 1 429         | 1 008        | 723            | 163              | -                            |
| <b>Air conditioning</b>                        | 7 553                        | 4 257                        | 3 289           | 7                            | 11 136                        | 549                          | 2 501    | 2 896         | 1 844        | 2 252          | 1 061            | 33                           |
| Central system                                 | 1 047                        | 853                          | 194             | -                            | 1 059                         | 77                           | 126      | 158           | 146          | 227            | 317              | 8                            |
| <b>Vehicles available</b>                      | 9 679                        | 5 536                        | 4 131           | 12                           | 16 416                        | 1 047                        | 4 021    | 4 516         | 2 416        | 3 086          | 1 297            | 33                           |
| 1  | 3 259                        | 1 490                        | 1 764           | 5                            | 11 897                        | 658                          | 2 732    | 3 215         | 1 897        | 2 382          | 980              | 33                           |
| 2 or more                                      | 6 420                        | 4 046                        | 2 367           | 7                            | 4 519                         | 389                          | 1 289    | 1 301         | 519          | 704            | 317</            |                              |



Table A — 66. Owner- and Renter-Occupied Housing Units With a Spanish Origin Householder by Size of Household: 1980

[Data are estimates based on a sample, see Introduction. For meaning of symbols, see Introduction. For definitions of terms, see appendixes A and B]

**The SMSA**

|   | Total         | 1 person     | 2 persons    | 3 persons    | 4 persons    | 5 persons    | 6 persons    | 7 persons    | 8 or more persons | Median      | Total persons |
|---|---------------|--------------|--------------|--------------|--------------|--------------|--------------|--------------|-------------------|-------------|---------------|
| <b>Owner-occupied housing units</b>                                   | <b>10 277</b> | <b>465</b>   | <b>1 438</b> | <b>2 097</b> | <b>2 822</b> | <b>1 755</b> | <b>869</b>   | <b>555</b>   | <b>276</b>        | <b>3.90</b> | <b>43 058</b> |
| Nonrelatives present  | 548           | -            | 65           | 69           | 132          | 107          | 79           | 52           | 44                | 4.57        | 2 711         |
| <b>ROOMS</b>  |               |              |              |              |              |              |              |              |                   |             |               |
| 1 to 3 rooms  | 348           | 47           | 76           | 87           | 60           | 45           | 19           | 9            | 5                 | 3.09        | 1 221         |
| 4 rooms   | 1 204         | 78           | 241          | 291          | 346          | 142          | 46           | 37           | 23                | 3.47        | 4 720         |
| 5 rooms   | 2 301         | 108          | 395          | 612          | 539          | 331          | 183          | 112          | 21                | 3.57        | 9 327         |
| 6 rooms   | 2 591         | 90           | 347          | 525          | 776          | 466          | 207          | 97           | 83                | 3.93        | 10 564        |
| 7 rooms   | 1 662         | 48           | 172          | 284          | 522          | 352          | 151          | 114          | 19                | 4.13        | 7 017         |
| 8 or more rooms   | 2 171         | 94           | 207          | 298          | 579          | 419          | 263          | 186          | 125               | 4.34        | 10 209        |
| Median  | 6.0           | 5.5          | 5.5          | 5.6          | 6.1          | 6.3          | 6.4          | 6.7          | 6.8               | ...         | ...           |
| <b>PLUMBING FACILITIES BY PERSONS PER ROOM</b>                        |               |              |              |              |              |              |              |              |                   |             |               |
| Complete plumbing for exclusive use                                   | 9 980         | 459          | 1 400        | 2 082        | 2 702        | 1 718        | 830          | 529          | 260               | 3.89        | 41 521        |
| 1.00 or less  | 9 093         | 459          | 1 394        | 2 042        | 2 647        | 1 549        | 616          | 300          | 86                | 3.75        | 35 229        |
| 1.01 to 1.50  | 685           | -            | -            | 22           | 34           | 124          | 200          | 193          | 112               | 6.31        | 4 687         |
| 1.51 or more  | 202           | -            | 6            | 18           | 21           | 45           | 14           | 36           | 62                | 6.29        | 1 605         |
| Lacking complete plumbing for exclusive use                           | 297           | 6            | 38           | 15           | 120          | 37           | 39           | 26           | 16                | 4.25        | 1 537         |
| 1.00 or less  | 203           | 6            | 38           | 15           | 115          | 19           | 5            | -            | 5                 | 3.87        | 881           |
| 1.01 to 1.50  | 79            | -            | -            | -            | 5            | 18           | 29           | 16           | 11                | 6.07        | 557           |
| 1.51 or more  | 15            | -            | -            | -            | -            | -            | 5            | 10           | -                 | 6.75        | 99            |
| <b>UNITS IN STRUCTURE</b>   |               |              |              |              |              |              |              |              |                   |             |               |
| 1, detached or attached   | 5 698         | 221          | 862          | 1 061        | 1 557        | 1 046        | 502          | 295          | 154               | 3.95        | 23 263        |
| 2 or more   | 4 567         | 244          | 576          | 1 036        | 1 258        | 709          | 367          | 255          | 122               | 3.84        | 19 710        |
| Mobile home or trailer, etc.  | 12            | -            | -            | -            | 7            | -            | -            | 5            | -                 | 4.36        | 85            |
| <b>VALUE</b>  |               |              |              |              |              |              |              |              |                   |             |               |
| Specified owner-occupied housing units                                | 5 243         | 201          | 773          | 1 007        | 1 437        | 946          | 461          | 270          | 148               | 3.95        | 21 251        |
| Less than \$10,000  | 7             | -            | 7            | -            | -            | -            | -            | -            | -                 | 2.00        | 17            |
| \$10,000 to \$19,999  | 148           | 8            | 15           | 19           | 29           | 22           | 16           | 23           | 16                | 4.64        | 917           |
| \$20,000 to \$29,999  | 362           | 18           | 33           | 54           | 77           | 59           | 49           | 50           | 22                | 4.49        | 1 780         |
| \$30,000 to \$39,999  | 733           | 11           | 100          | 154          | 175          | 126          | 63           | 62           | 42                | 4.08        | 3 107         |
| \$40,000 to \$49,999  | 740           | 29           | 105          | 140          | 203          | 143          | 65           | 29           | 22                | 3.97        | 2 866         |
| \$50,000 to \$59,999  | 734           | 17           | 105          | 149          | 228          | 137          | 72           | 30           | -                 | 3.92        | 2 954         |
| \$60,000 to \$79,999  | 1 271         | 46           | 213          | 257          | 365          | 226          | 107          | 43           | 14                | 3.83        | 4 859         |
| \$80,000 to \$99,999  | 598           | 36           | 95           | 125          | 167          | 102          | 47           | 14           | 12                | 3.76        | 2 162         |
| \$100,000 to \$149,999  | 469           | 32           | 60           | 76           | 162          | 80           | 33           | 12           | 14                | 3.91        | 1 836         |
| \$150,000 or more   | 181           | 4            | 40           | 33           | 31           | 51           | 9            | 7            | 6                 | 3.94        | 753           |
| Median  | \$58 100      | \$67 300     | \$61 300     | \$58 600     | \$60 300     | \$58 500     | \$53 800     | \$40 000     | \$38 200          | ...         | ...           |
| <b>SELECTED CHARACTERISTICS</b>                                       |               |              |              |              |              |              |              |              |                   |             |               |
| All income levels in 1979   | 10 277        | 465          | 1 438        | 2 097        | 2 822        | 1 755        | 869          | 555          | 276               | 3.90        | 43 058        |
| Median income   | \$25 270      | \$11 617     | \$21 332     | \$24 257     | \$27 176     | \$26 277     | \$26 191     | \$28 716     | \$29 667          | ...         | ...           |
| Median selected monthly owner costs as percentage of household income | 20.4          | 37.4         | 21.3         | 19.1         | 20.0         | 20.0         | 19.4         | 24.3         | 19.3              | ...         | ...           |
| With a mortgage   | 21.8          | 39.9         | 22.7         | 20.5         | 21.7         | 20.7         | 20.1         | 25.2         | 19.8              | ...         | ...           |
| Not mortgaged   | 12.8          | 19.7         | 15.1         | 13.2         | 11.2         | 10-          | 11.2         | 10-          | 12.9              | ...         | ...           |
| Income in 1979 below poverty level                                    | 677           | 82           | 110          | 111          | 110          | 96           | 96           | 39           | 35                | 3.82        | ...           |
| Median income   | \$3 177       | \$2500-      | \$2 950      | \$3 268      | \$3 947      | \$5 595      | \$2500-      | \$6 875      | \$8 625           | ...         | ...           |
| Median selected monthly owner costs as percentage of household income | 50+           | 50+          | 50+          | 50+          | 50+          | 50+          | 50+          | 50+          | 37.5              | ...         | ...           |
| With a mortgage   | 50+           | 50+          | 50+          | 50+          | 50+          | 50+          | 50+          | 39.6         | -                 | ...         | ...           |
| Not mortgaged   | 50+           | 50+          | 50+          | -            | 12.5         | 50+          | -            | 50+          | 37.5              | ...         | ...           |
| <b>Renter-occupied housing units</b>                                  | <b>27 707</b> | <b>4 217</b> | <b>6 085</b> | <b>6 107</b> | <b>5 232</b> | <b>3 111</b> | <b>1 546</b> | <b>1 054</b> | <b>355</b>        | <b>3.08</b> | <b>87 044</b> |
| Nonrelatives present  | 1 899         | -            | 608          | 434          | 250          | 276          | 170          | 112          | 49                | 3.29        | 6 897         |
| <b>ROOMS</b>  |               |              |              |              |              |              |              |              |                   |             |               |
| 1 room  | 837           | 563          | 207          | 17           | 30           | 10           | 10           | -            | -                 | 1.24        | 1 209         |
| 2 rooms   | 1 677         | 652          | 432          | 296          | 180          | 70           | 22           | 25           | -                 | 1.93        | 3 562         |
| 3 rooms   | 6 571         | 1 692        | 2 324        | 1 432        | 726          | 221          | 106          | 70           | -                 | 2.19        | 14 984        |
| 4 rooms   | 9 066         | 983          | 2 069        | 2 510        | 1 993        | 1 005        | 303          | 140          | 63                | 3.09        | 27 471        |
| 5 rooms   | 6 569         | 233          | 805          | 1 442        | 1 720        | 1 192        | 674          | 334          | 169               | 3.97        | 26 061        |
| 6 rooms   | 2 205         | 74           | 195          | 328          | 450          | 493          | 301          | 307          | 57                | 4.61        | 9 709         |
| 7 or more rooms   | 782           | 20           | 53           | 82           | 133          | 120          | 130          | 178          | 66                | 5.36        | 4 048         |
| Median  | 4.0           | 3.0          | 3.5          | 4.0          | 4.3          | 4.7          | 5.0          | 5.4          | 5.2               | ...         | ...           |
| <b>PLUMBING FACILITIES BY PERSONS PER ROOM</b>                        |               |              |              |              |              |              |              |              |                   |             |               |
| Complete plumbing for exclusive use                                   | 26 383        | 3 937        | 5 889        | 5 829        | 5 015        | 2 936        | 1 464        | 980          | 333               | 3.08        | 82 795        |
| 1.00 or less  | 21 582        | 3 937        | 5 699        | 5 532        | 4 164        | 1 704        | 392          | 148          | 6                 | 2.71        | 58 523        |
| 1.01 to 1.50  | 3 517         | -            | -            | 280          | 678          | 931          | 952          | 597          | 79                | 5.36        | 17 649        |
| 1.51 or more  | 1 284         | -            | 190          | 17           | 173          | 301          | 120          | 235          | 248               | 5.37        | 6 623         |
| Lacking complete plumbing for exclusive use                           | 1 324         | 280          | 196          | 278          | 217          | 175          | 82           | 74           | 22                | 3.17        | 4 249         |
| 1.00 or less  | 1 023         | 280          | 179          | 262          | 132          | 101          | 39           | 30           | -                 | 2.70        | 2 708         |
| 1.01 to 1.50  | 207           | -            | -            | 16           | 48           | 74           | 25           | 44           | -                 | 5.03        | 1 114         |
| 1.51 or more  | 94            | -            | 17           | -            | 37           | -            | 18           | -            | 22                | 4.31        | 427           |
| <b>UNITS IN STRUCTURE</b>   |               |              |              |              |              |              |              |              |                   |             |               |
| 1, detached or attached   | 1 259         | 119          | 141          | 226          | 349          | 185          | 90           | 121          | 28                | 3.91        | 4 759         |
| 2   | 5 490         | 543          | 1 131        | 1 320        | 1 104        | 795          | 342          | 210          | 45                | 3.31        | 18 190        |
| 3 and 4   | 7 697         | 1 105        | 1 610        | 1 710        | 1 549        | 865          | 485          | 307          | 66                | 3.16        | 24 227        |
| 5 to 9  | 4 800         | 680          | 926          | 1 192        | 957          | 553          | 248          | 192          | 52                | 3.17        | 15 053        |
| 10 to 49  | 5 930         | 1 208        | 1 597        | 1 187        | 953          | 487          | 275          | 124          | 99                | 2.63        | 16 933        |
| 50 or more  | 2 485         | 546          | 659          | 472          | 320          | 226          | 97           | 100          | 65                | 2.58        | 7 780         |
| Mobile home or trailer, etc.  | 46            | 16           | 21           | -            | -            | -            | 9            | -            | -                 | 1.83        | 102           |
| <b>GROSS RENT</b>   |               |              |              |              |              |              |              |              |                   |             |               |
| Specified renter-occupied housing units                               | 27 595        | 4 195        | 6 078        | 6 080        | 5 207        | 3 095        | 1 542        | 1 043        | 355               | 3.08        | 86 645        |
| Less than \$100   | 1 277         | 384          | 191          | 246          | 154          | 147          | 35           | 81           | 39                | 2.76        | 4 377         |
| \$100 to \$149  | 1 208         | 470          | 298          | 155          | 144          | 28           | 55           | 40           | 18                | 1.95        | 2 941         |
| \$150 to \$199  | 4 160         | 970          | 1 199        | 934          | 512          | 333          | 70           | 75           | 67                | 2.43        | 10 527        |
| \$200 to \$249  | 8 055         | 1 274        | 1 835        | 1 919        | 1 609        | 848          | 293          | 207          | 70                | 2.98        | 23 106        |
| \$250 to \$299  | 6 504         | 586          | 1 407        | 1 487        | 1 462        | 774          | 480          | 263          | 45                | 3.35        | 21 428        |
| \$300 to \$349  | 3 416         | 308          | 637          | 726          | 652          | 532          | 314          | 183          | 64                | 3.56        | 12 874        |
| \$350 to \$399  | 1 449         | 76           | 302          | 299          | 351          | 192          | 136          | 62           | 31                | 3.64        | 5 502         |
| \$400 to \$499  | 896           | 54           | 129          | 175          | 195          | 135          | 111          | 97           | -                 | 3.96        | 3 465         |
| \$500 or more   | 270           | 9            | 11           | 80           | 55           | 55           | 36           | 19           | 5                 | 4.14        | 1 167         |
| No cash rent  | 360           | 64           | 69           | 59           | 73           | 51           | 12           | 16           | 16                | 3.30        | 1 258         |
| Median  | \$244         | \$209        | \$236        | \$244        | \$255        | \$259        | \$282        | \$276        | \$235             | ...         | ...           |
| <b>SELECTED CHARACTERISTICS</b>                                       |               |              |              |              |              |              |              |              |                   |             |               |
| All income levels in 1979   | 27 707        | 4 217        | 6 085        | 6 107        | 5 232        | 3 111        | 1 546        | 1 054        | 355               | 3.08        | 87 044        |
| Median income   | \$10 726      | \$6 972      | \$11 358     | \$11 190     | \$12 252     | \$12 202     | \$11 772     | \$13 013     | \$10 597          | ...         | ...           |
| Median gross rent as percentage of household income                   | 26.0          | 31.2         | 24.3         | 24.7         | 24.8         | 24.7         | 28.2         | 25.7         | 22.3              | ...         | ...           |
| Income in 1979 below poverty level                                    | 9 310         | 1 266        | 1 653        | 2 041        | 1 748        | 1 220        | 697          | 460          | 225               | 3.35        | ...           |
| Median income   | \$3 524       | \$2500-      | \$3 081      | \$3 328      | \$3 551      | \$4 985      | \$6 082      | \$6 101      | \$7 966           | ...         | ...           |
| Median gross rent as percentage of household income                   | 50+           | 50+          | 50+          | 50+          | 50+          | 50+          | 50+          | 49.5         | 31.9              | ...         | ...           |

Table A—67. Household Composition and Age of Householder for Owner- and Renter-Occupied Housing Units With a Spanish Origin Householder: 1980

[Data are estimates based on a sample, see Introduction. For meaning of symbols, see Introduction. For definitions of terms, see appendices A and B.]

| The SMSA  | Married-couple families |       |                |        |                |       |                |       |                   |      | Male householder, no wife present |        |                |       |                | Female householder, no husband present |                |  |                   |  | Median age |
|---|-------------------------|-------|----------------|--------|----------------|-------|----------------|-------|-------------------|------|-----------------------------------|--------|----------------|-------|----------------|--|----------------|--|-------------------|--|------------|
|   | 15 to 24 years          |       | 25 to 34 years |        | 35 to 44 years |       | 45 to 64 years |       | 65 years and over |      | 15 to 24 years                    |        | 25 to 34 years |       | 35 to 44 years |  | 45 to 64 years |  | 65 years and over |  |            |
|   | Total                   | 106   | 1 534          | 2 917  | 3 947          | 361   | 14             | 158   | 99                | 170  | 41                                | 23     | 140            | 227   | 365            | 175                                    | 44.8           |  |                   |  |            |
| <b>Owner-occupied housing units</b>   | 10 277                  | 1 534 | 2 917          | 3 947  | 361            | 14    | 158            | 99    | 170               | 41   | 23                                | 140    | 227            | 365   | 175            | 44.8                                   |                |  |                   |  |            |
| <b>PERSONS IN UNIT</b>  | 465                     | 184   | 85             | 699    | 169            | 14    | 77             | 31    | 62                | 32   | 6                                 | 14     | 10             | 113   | 120            | 54.7                                   |                |  |                   |  |            |
| 1 person  | 1 438                   | 31    | 326            | 962    | 112            | 16    | 17             | 24    | 33                | —    | 6                                 | 29     | 34             | 59    | 37             | 54.4                                   |                |  |                   |  |            |
| 2 persons   | 2 097                   | 16    | 524            | 962    | 39             | —     | 38             | 7     | 25                | —    | 11                                | 28     | 74             | 106   | 12             | 53.4                                   |                |  |                   |  |            |
| 3 persons   | 2 822                   | 7     | 269            | 1 102  | 20             | —     | 10             | —     | 20                | 9    | —                                 | 19     | 48             | 54    | —              | 49.4                                   |                |  |                   |  |            |
| 4 persons   | 1 755                   | 3     | 231            | 723    | 21             | —     | —              | 22    | 11                | —    | —                                 | 20     | 22             | 17    | —              | 43.0                                   |                |  |                   |  |            |
| 5 persons   | 1 700                   | 213   | 3 99           | 4 53   | 260            | 2 00  | 1 63           | 2 27  | 2 20              | 1 14 | 2 2                               | 3 44   | 3 39           | 1 16  | 6              | 42.8                                   |                |  |                   |  |            |
| 6 or more persons   | 3 90                    | 373   | 6 509          | 16 385 | 1 116          | 27    | 319            | 336   | 600               | 85   | 45                                | 498    | 967            | 1 119 | 280            | ...                                    |                |  |                   |  |            |
| Median  | 43 058                  | 1 476 | 2 832          | 3 836  | 350            | 14    | 158            | 99    | 170               | 41   | 23                                | 118    | 227            | 355   | 175            | 44.8                                   |                |  |                   |  |            |
| Total persons   | 9 980                   | 17    | 127            | 357    | 290            | 12    | 16             | —     | 19                | 9    | —                                 | 13     | 21             | —     | 6              | 42.7                                   |                |  |                   |  |            |
| 1.01 or more persons per room   | 887                     | 58    | 85             | 111    | 11             | —     | —              | —     | —                 | —    | —                                 | 22     | —              | 10    | —              | 43.6                                   |                |  |                   |  |            |
| Lacking complete plumbing for exclusive use   | 297                     | 16    | —              | 44     | 20             | —     | —              | —     | —                 | —    | —                                 | 14     | —              | —     | —              | 39.2                                   |                |  |                   |  |            |
| 1.01 or more persons per room   | 94                      | —     | —              | —      | —              | —     | —              | —     | —                 | —    | —                                 | —      | —              | —     | —              | —                                      |                |  |                   |  |            |
| <b>PLUMBING FACILITIES BY PERSONS PER ROOM</b>  | 5 243                   | 830   | 1 594          | 1 918  | 196            | —     | 80             | 45    | 61                | 19   | —                                 | 61     | 123            | 195   | 79             | 44.1                                   |                |  |                   |  |            |
| Complete plumbing for exclusive use   | 4 436                   | 800   | 1 478          | 1 585  | 175            | —     | 73             | 39    | 25                | 6    | —                                 | 61     | 91             | 134   | 27             | 42.8                                   |                |  |                   |  |            |
| 1.01 or more persons per room   | 911                     | 59    | 293            | 510    | 13             | —     | 7              | 6     | 11                | —    | —                                 | 6      | —              | 17    | —              | 47.3                                   |                |  |                   |  |            |
| Lacking complete plumbing for exclusive use   | 1 009                   | 142   | 328            | 445    | 21             | —     | 11             | 13    | 8                 | —    | —                                 | 21     | 10             | 18    | 7              | 44.9                                   |                |  |                   |  |            |
| 1.01 or more persons per room   | 94                      | —     | —              | —      | —              | —     | —              | —     | —                 | —    | —                                 | —      | —              | —     | —              | 38.7                                   |                |  |                   |  |            |
| <b>MORTGAGE STATUS AND SELECTED MONTHLY OWNER COSTS AS PERCENTAGE OF HOUSEHOLD INCOME IN 1979</b> | 618                     | 14    | 234            | 206    | 7              | —     | 11             | 13    | 8                 | —    | —                                 | 5      | 4              | 11    | —              | 42.8                                   |                |  |                   |  |            |
| With a mortgage   | 395                     | 5     | 160            | 139    | 7              | —     | 14             | 6     | —                 | —    | —                                 | 7      | 7              | 14    | —              | 42.8                                   |                |  |                   |  |            |
| Less than 15 percent  | 700                     | 3     | 155            | 145    | 20             | —     | 30             | 8     | 6                 | 6    | —                                 | 29     | 70             | 61    | 20             | 39.6                                   |                |  |                   |  |            |
| 15 to 19 percent  | 21.8                    | 27.3  | 24.3           | 18.2   | 22.5           | —     | 32.7           | 22.9  | 20.9              | 50+  | —                                 | 28.5   | 49.2           | 32.9  | 50+            | ...                                    |                |  |                   |  |            |
| 20 to 24 percent  | 807                     | 30    | 116            | 333    | 121            | —     | 7              | 6     | 36                | 13   | —                                 | 36     | 32             | 61    | 52             | 53.9                                   |                |  |                   |  |            |
| 25 to 29 percent  | 269                     | 25    | 46             | 146    | 39             | —     | 7              | —     | 10                | —    | —                                 | —      | 5              | 11    | 7              | 52.0                                   |                |  |                   |  |            |
| 30 to 34 percent  | 125                     | 25    | 41             | 88     | 25             | —     | —              | —     | 8                 | —    | —                                 | —      | 19             | 7     | 7              | 52.4                                   |                |  |                   |  |            |
| 35 percent or more  | 12                      | —     | 15             | 53     | 25             | —     | —              | —     | 5                 | —    | —                                 | —      | 18             | 6     | 6              | 60.3                                   |                |  |                   |  |            |
| Not computed  | 11                      | —     | —              | 6      | 6              | —     | —              | —     | 7                 | —    | —                                 | —      | —              | —     | —              | 65.5                                   |                |  |                   |  |            |
| Median  | 11                      | 12.0  | 11.5           | 11.2   | 13.9           | —     | 10             | —     | 11.0              | 19.1 | —                                 | —      | 22             | 7     | —              | 47.5                                   |                |  |                   |  |            |
| 1.01 or more persons per room   | 12.8                    | —     | —              | —      | —              | —     | —              | —     | —                 | —    | —                                 | —      | 5              | —     | —              | 55.4                                   |                |  |                   |  |            |
| Lacking complete plumbing for exclusive use   | 27 707                  | 1 511 | 4 654          | 3 745  | 803            | 657   | 1 002          | 845   | 932               | 312  | 1 687                             | 3 234  | 2 413          | 2 094 | 603            | 36.6                                   |                |  |                   |  |            |
| 1.01 or more persons per room   | 4 217                   | —     | —              | —      | —              | 336   | 474            | 463   | 572               | 259  | 215                               | 406    | 266            | 801   | 425            | 44.3                                   |                |  |                   |  |            |
| Lacking complete plumbing for exclusive use   | 6 085                   | 564   | 877            | 1 022  | 469            | 177   | 214            | 160   | 216               | 49   | 438                               | 498    | 400            | 553   | 119            | 38.1                                   |                |  |                   |  |            |
| 1.01 or more persons per room   | 6 107                   | 5     | 1 292          | 546    | 159            | 98    | 148            | 92    | 39                | —    | 518                               | 837    | 482            | 331   | 30             | 32.6                                   |                |  |                   |  |            |
| Lacking complete plumbing for exclusive use   | 3 111                   | 210   | 1 024          | 756    | 40             | 19    | 48             | 47    | 40                | 4    | 216                               | 817    | 421            | 199   | 29             | 36.6                                   |                |  |                   |  |            |
| 1.01 or more persons per room   | 2 955                   | 41    | 712            | 668    | 551            | 21    | 66             | 51    | 33                | —    | 110                               | 435    | 291            | 145   | —              | 36.8                                   |                |  |                   |  |            |
| Lacking complete plumbing for exclusive use   | 3 008                   | 213   | 542            | 678    | 494            | 6     | 71             | 32    | 31                | —    | 150                               | 553    | 364            | 194   | —              | 38.8                                   |                |  |                   |  |            |
| 1.01 or more persons per room   | 87 044                  | 4 418 | 17 315         | 13 367 | 2 077          | 1 115 | 2 312          | 1 622 | 1 642             | 414  | 4 481                             | 10 114 | 9 062          | 4 904 | 821            | ...                                    |                |  |                   |  |            |
| Median  | 26 383                  | 1 400 | 4 460          | 3 559  | 734            | 597   | 963            | 817   | 879               | 275  | 1 574                             | 3 145  | 2 277          | 1 984 | 582            | 36.6                                   |                |  |                   |  |            |
| 1.01 or more persons per room   | 4 801                   | 152   | 1 111          | 952    | 579            | 15    | 141            | 101   | 49                | 13   | 216                               | 544    | 629            | 1 444 | 582            | 35.8                                   |                |  |                   |  |            |
| Lacking complete plumbing for exclusive use   | 1 324                   | 161   | 194            | 108    | 69             | 60    | 39             | 28    | 53                | 37   | 93                                | 89     | 136            | 110   | 21             | 37.6                                   |                |  |                   |  |            |
| 1.01 or more persons per room   | 301                     | 79    | 50             | 20     | 24             | —     | 7              | —     | —                 | —    | 23                                | 12     | 31             | 15    | —              | 33.4                                   |                |  |                   |  |            |
| <b>GROSS RENT AS PERCENTAGE OF HOUSEHOLD INCOME IN 1979</b>                                       | 27 595                  | 1 501 | 4 633          | 3 729  | 803            | 657   | 1 002          | 838   | 926               | 301  | 1 687                             | 3 225  | 2 401          | 2 094 | 603            | 36.6                                   |                |  |                   |  |            |
| Specified renter-occupied housing units   | 5 324                   | 361   | 1 029          | 643    | 204            | 121   | 201            | 206   | 195               | 33   | 174                               | 176    | 166            | 206   | 70             | 41.4                                   |                |  |                   |  |            |
| Less than 15 percent  | 4 155                   | 261   | 863            | 437    | 91             | 83    | 101            | 99    | 152               | 21   | 124                               | 204    | 166            | 192   | 20             | 35.4                                   |                |  |                   |  |            |
| 15 to 19 percent  | 3 185                   | 189   | 380            | 317    | 58             | 72    | 141            | 141   | 88                | 16   | 114                               | 205    | 199            | 213   | 45             | 36.1                                   |                |  |                   |  |            |
| 20 to 24 percent  | 2 079                   | 139   | 265            | 204    | 144            | 116   | 40             | 28    | 59                | 19   | 60                                | 195    | 139            | 153   | 21             | 35.9                                   |                |  |                   |  |            |
| 25 to 29 percent  | 1 638                   | 111   | 285            | 144    | 125            | 16    | 71             | 49    | 123               | 39   | 247                               | 391    | 380            | 293   | 45             | 36.8                                   |                |  |                   |  |            |
| 30 to 34 percent  | 2 866                   | 175   | 356            | 338    | 179            | 147   | 117            | 133   | 124               | 98   | 811                               | 1 601  | 1 102          | 767   | 289            | 34.6                                   |                |  |                   |  |            |
| 35 to 49 percent  | 6 899                   | 27    | 564            | 340    | 5              | 179   | 340            | 338   | 340               | 25   | 150                               | 261    | 114            | 101   | 66             | 34.8                                   |                |  |                   |  |            |
| 50 percent or more  | 1 449                   | 8     | 202            | 131    | 150            | 23    | 59             | 80    | 44                | 25   | 50+                               | 50+    | 48.3           | 37.2  | 50+            | ...                                    |                |  |                   |  |            |
| Not computed  | 26.0                    | 24.0  | 21.2           | 19.6   | 27.2           | 27.4  | 20.0           | 19.2  | 23.5              | 34.7 | 50+                               | 50+    | 48.3           | 37.2  | 50+            | ...                                    |                |  |                   |  |            |



Table A—68. Age and Sex of Householder in One-Person Households for Owner- and Renter-Occupied Housing Units With a Spanish Origin Householder: 1980

[Oto ore estimates based on a sample, see Introduction. For meaning of symbols, see Introduction. For definitions of terms, see appendixes A and B]

| The SMSA  | Male householder |                |                |                |                |                   | Female householder |                |                |                |                |                   |      |
|---|------------------|----------------|----------------|----------------|----------------|-------------------|--------------------|----------------|----------------|----------------|----------------|-------------------|------|
|   | Total            | 15 to 24 years | 25 to 34 years | 35 to 44 years | 45 to 64 years | 65 years and over | Total              | 15 to 24 years | 25 to 34 years | 35 to 44 years | 45 to 64 years | 65 years and over |      |
| <b>Owner-occupied housing units</b> .....   | 465              | 202            | 77             | 31             | 62             | 32                | 263                | 6              | 14             | 10             | 113            | 120               |      |
| <b>PLUMBING FACILITIES</b>  |                  |                |                |                |                |                   |                    |                |                |                |                |                   |      |
| Complete plumbing for exclusive use .....   | 459              | 202            | 77             | 31             | 62             | 32                | 257                | 6              | 14             | 10             | 107            | 120               |      |
| Lacking complete plumbing for exclusive use .....                                   | 6                | —              | —              | —              | —              | —                 | 6                  | —              | —              | —              | 6              | —                 |      |
| <b>UNITS IN STRUCTURE</b>   |                  |                |                |                |                |                   |                    |                |                |                |                |                   |      |
| 1, detached or attached .....   | 221              | 97             | 50             | 18             | 10             | 19                | 124                | —              | 8              | 5              | 56             | 55                |      |
| 2 or more .....   | 244              | 105            | 27             | 13             | 52             | 13                | 139                | 6              | 6              | 5              | 57             | 65                |      |
| Mobile home or trailer, etc. ....   | —                | —              | —              | —              | —              | —                 | —                  | —              | —              | —              | —              | —                 |      |
| <b>HOUSEHOLD INCOME IN 1979</b>   |                  |                |                |                |                |                   |                    |                |                |                |                |                   |      |
| Less than \$5,000 .....   | 111              | 31             | —              | —              | 25             | 6                 | 80                 | —              | 8              | 5              | —              | 67                |      |
| \$5,000 to \$9,999 .....  | 73               | 23             | —              | 6              | 6              | 11                | 50                 | 6              | —              | 5              | 20             | 19                |      |
| \$10,000 to \$14,999 .....  | 75               | 24             | 11             | —              | 5              | 8                 | 51                 | —              | —              | —              | 35             | 16                |      |
| \$15,000 to \$19,999 .....  | 53               | 41             | 23             | 8              | 10             | —                 | 12                 | —              | 6              | —              | —              | 6                 |      |
| \$20,000 to \$24,999 .....  | 67               | 21             | 16             | 5              | —              | —                 | 46                 | —              | —              | —              | 42             | 4                 |      |
| \$25,000 to \$29,999 .....  | 14               | 14             | 9              | —              | 5              | —                 | —                  | —              | —              | —              | —              | —                 |      |
| \$30,000 to \$34,999 .....  | 33               | 24             | —              | 6              | 11             | 7                 | 9                  | —              | —              | —              | 9              | —                 |      |
| \$35,000 to \$49,999 .....  | 16               | 9              | 9              | —              | —              | —                 | 7                  | —              | —              | —              | 7              | —                 |      |
| \$50,000 or more .....  | 23               | 15             | 9              | 6              | —              | —                 | 8                  | —              | —              | —              | —              | 8                 |      |
| Median .....  | \$11 617         | \$13 902       | \$17 250       | \$15 750       | \$8 750        | \$7 273           | \$10 074           | \$6 250        | \$2500—        | \$5 000        | \$15 150       | \$4 628           |      |
| Mean .....  | \$14 448         | \$18 069       | \$23 678       | \$23 284       | \$11 720       | \$11 822          | \$11 667           | \$5 205        | \$5 996        | \$5 300        | \$15 913       | \$9 184           |      |
| <b>MORTGAGE STATUS AND SELECTED MONTHLY OWNER COSTS</b>                             |                  |                |                |                |                |                   |                    |                |                |                |                |                   |      |
| Specified owner-occupied housing units .....  | 201              | 77             | 41             | 12             | 5              | 19                | 124                | —              | 8              | 5              | 56             | 55                |      |
| <b>With a mortgage</b> .....  | 133              | 64             | 41             | 12             | 5              | 6                 | 69                 | —              | 8              | 5              | 29             | 27                |      |
| Less than \$200 .....   | 7                | —              | —              | —              | —              | —                 | 7                  | —              | —              | —              | —              | 7                 |      |
| \$200 to \$249 .....  | —                | —              | —              | —              | —              | —                 | —                  | —              | —              | —              | —              | —                 |      |
| \$250 to \$299 .....  | 14               | 6              | —              | —              | —              | 6                 | 8                  | —              | —              | —              | 8              | —                 |      |
| \$300 to \$349 .....  | —                | —              | —              | —              | —              | —                 | —                  | —              | —              | —              | —              | —                 |      |
| \$350 to \$399 .....  | 4                | —              | —              | —              | —              | —                 | 4                  | —              | —              | —              | —              | 4                 |      |
| \$400 to \$499 .....  | 32               | 17             | 17             | —              | —              | —                 | 15                 | —              | —              | —              | 15             | —                 |      |
| \$500 to \$599 .....  | 33               | 17             | 6              | 6              | 5              | —                 | 16                 | —              | 8              | —              | —              | 8                 |      |
| \$600 to \$749 .....  | 20               | 9              | 9              | —              | —              | —                 | 11                 | —              | —              | 5              | 6              | —                 |      |
| \$750 or more .....   | 23               | 15             | —              | 6              | —              | —                 | 8                  | —              | —              | —              | —              | 8                 |      |
| Median .....  | \$529            | \$553          | \$558          | \$675          | \$550          | \$275             | \$503              | —              | \$550          | \$675          | \$453          | \$531             |      |
| <b>Not mortgaged</b> .....  | 68               | 13             | —              | —              | —              | 13                | 55                 | —              | —              | —              | 27             | 28                |      |
| Less than \$50 .....  | —                | —              | —              | —              | —              | —                 | —                  | —              | —              | —              | —              | —                 |      |
| \$50 to \$74 .....  | —                | —              | —              | —              | —              | —                 | —                  | —              | —              | —              | —              | —                 |      |
| \$75 to \$99 .....  | —                | —              | —              | —              | —              | —                 | —                  | —              | —              | —              | —              | —                 |      |
| \$100 to \$124 .....  | 5                | 5              | —              | —              | —              | 5                 | —                  | —              | —              | —              | —              | —                 |      |
| \$125 to \$149 .....  | —                | —              | —              | —              | —              | —                 | —                  | —              | —              | —              | —              | —                 |      |
| \$150 to \$199 .....  | 26               | 8              | —              | —              | —              | 8                 | 18                 | —              | —              | —              | 8              | 10                |      |
| \$200 to \$249 .....  | 25               | —              | —              | —              | —              | —                 | 25                 | —              | —              | —              | 19             | 6                 |      |
| \$250 or more .....   | 12               | —              | —              | —              | —              | —                 | 12                 | —              | —              | —              | —              | 12                |      |
| Median .....  | \$206            | \$159          | —              | —              | —              | \$159             | \$219              | —              | —              | —              | \$214          | \$233             |      |
| <b>SELECTED CHARACTERISTICS</b>   |                  |                |                |                |                |                   |                    |                |                |                |                |                   |      |
| Median selected monthly owner costs as percentage of household income in 1979 ..... | 37.4             | 32.9           | —              | 37.0           | 20.0           | 22.5              | 21.5               | 50+            | —              | 50+            | 50+            | 30.6              | 50+  |
| With a mortgage .....   | 39.9             | 35.8           | —              | 37.0           | 20.0           | 22.5              | 50+                | —              | 50+            | 50+            | 30.6           | 50+               |      |
| Not mortgaged .....   | 19.7             | 19.1           | —              | —              | —              | —                 | 20.4               | —              | —              | —              | 14.1           | 50+               |      |
| Income in 1979 below poverty level .....  | 82               | 24             | —              | —              | —              | 18                | 6                  | 58             | —              | 8              | 5              | —                 | 45   |
| Percent below poverty level .....   | 17.6             | 11.9           | —              | —              | —              | 29.0              | 18.8               | 22.1           | —              | 57.1           | 50.0           | —                 | 37.5 |
| <b>Renter-occupied housing units</b> .....  | 4 217            | 2 104          | 336            | 474            | 463            | 572               | 2 519              | 215            | 406            | 266            | 801            | 425               |      |
| <b>PLUMBING FACILITIES</b>  |                  |                |                |                |                |                   |                    |                |                |                |                |                   |      |
| Complete plumbing for exclusive use .....   | 3 937            | 1 905          | 276            | 442            | 441            | 524               | 2 032              | 198            | 406            | 266            | 758            | 404               |      |
| Lacking complete plumbing for exclusive use .....                                   | 280              | 199            | 60             | 32             | 22             | 48                | 81                 | 17             | —              | —              | 43             | 21                |      |
| <b>UNITS IN STRUCTURE</b>   |                  |                |                |                |                |                   |                    |                |                |                |                |                   |      |
| 1, detached or attached .....   | 119              | 101            | 6              | 6              | 29             | 32                | 18                 | 6              | —              | 5              | 7              | —                 |      |
| 2 .....   | 543              | 249            | 12             | 42             | 66             | 86                | 294                | 24             | 94             | 53             | 71             | 52                |      |
| 3 and 4 .....   | 1 105            | 601            | 111            | 160            | 175            | 106               | 504                | 65             | 68             | 49             | 219            | 103               |      |
| 5 to 9 .....  | 680              | 311            | 89             | 36             | 43             | 136               | 369                | 27             | 35             | 54             | 147            | 106               |      |
| 10 to 49 .....  | 1 208            | 604            | 109            | 175            | 97             | 145               | 604                | 76             | 122            | 66             | 263            | 77                |      |
| 50 or more .....  | 546              | 230            | 9              | 55             | 53             | 59                | 316                | 17             | 87             | 31             | 94             | 87                |      |
| Mobile home or trailer, etc. ....   | 16               | 8              | —              | —              | —              | 8                 | 8                  | —              | —              | —              | —              | —                 |      |
| <b>HOUSEHOLD INCOME IN 1979</b>   |                  |                |                |                |                |                   |                    |                |                |                |                |                   |      |
| Less than \$5,000 .....   | 1 662            | 648            | 144            | 95             | 176            | 154               | 1 014              | 53             | 81             | 136            | 410            | 334               |      |
| \$5,000 to \$9,999 .....  | 1 106            | 492            | 70             | 93             | 110            | 157               | 614                | 136            | 84             | 118            | 206            | 70                |      |
| \$10,000 to \$14,999 .....  | 507              | 302            | 60             | 83             | 67             | 76                | 205                | 21             | 59             | 6              | 98             | 21                |      |
| \$15,000 to \$19,999 .....  | 266              | 178            | 30             | 52             | 41             | 55                | 88                 | —              | 52             | —              | 36             | —                 |      |
| \$20,000 to \$24,999 .....  | 405              | 261            | 12             | 113            | 76             | 50                | 144                | 5              | 110            | —              | 29             | —                 |      |
| \$25,000 to \$29,999 .....  | 139              | 109            | 13             | 28             | 26             | 38                | 30                 | —              | 15             | 6              | 9              | —                 |      |
| \$30,000 to \$34,999 .....  | 104              | 86             | 7              | 6              | 47             | 20                | 18                 | —              | 5              | —              | 13             | —                 |      |
| \$35,000 to \$49,999 .....  | 28               | 28             | —              | 4              | 17             | —                 | —                  | —              | —              | —              | —              | —                 |      |
| \$50,000 or more .....  | —                | —              | —              | —              | —              | —                 | —                  | —              | —              | —              | —              | —                 |      |
| Median .....  | \$6 972          | \$9 220        | \$7 788        | \$11 476       | \$11 586       | \$8 135           | \$4 525            | \$5 298        | \$6 725        | \$11 610       | \$4 913        | \$4 865           |      |
| Mean .....  | \$8 359          | \$10 174       | \$7 593        | \$11 351       | \$13 296       | \$9 673           | \$6 888            | \$6 551        | \$6 051        | \$11 758       | \$5 474        | \$5 923           |      |
| <b>GROSS RENT</b>   |                  |                |                |                |                |                   |                    |                |                |                |                |                   |      |
| Specified renter-occupied housing units .....                                       | 4 195            | 2 087          | 336            | 474            | 463            | 566               | 2 108              | 215            | 406            | 261            | 801            | 425               |      |
| Less than \$100 .....   | 384              | 114            | 34             | 9              | 5              | 44                | 270                | —              | 19             | 12             | 151            | 88                |      |
| \$100 to \$149 .....  | 470              | 326            | 75             | 44             | 57             | 85                | 144                | —              | —              | 34             | 91             | 19                |      |
| \$150 to \$199 .....  | 970              | 449            | 86             | 72             | 108            | 147               | 521                | 80             | 87             | 94             | 166            | 94                |      |
| \$200 to \$249 .....  | 1 274            | 624            | 84             | 167            | 130            | 180               | 650                | 92             | 113            | 94             | 189            | 162               |      |
| \$250 to \$299 .....  | 586              | 306            | 10             | 117            | 88             | 63                | 280                | 29             | 93             | 20             | 116            | 22                |      |
| \$300 to \$349 .....  | 308              | 147            | 24             | 34             | 40             | 34                | 161                | 14             | 69             | 7              | 58             | 13                |      |
| \$350 to \$399 .....  | 76               | 39             | 7              | 26             | 6              | —                 | 37                 | —              | 7              | —              | 23             | 7                 |      |
| \$400 to \$499 .....  | 54               | 29             | 7              | —              | 16             | 6                 | 25                 | —              | 18             | —              | 7              | —                 |      |
| \$500 or more .....   | 9                | 9              | —              | —              | —              | —                 | —                  | —              | —              | —              | —              | —                 |      |
| No cash rent .....  | 64               | 44             | —              | 5              | 13             | 7                 | 20                 | —              | —              | —              | —              | 20                |      |
| Median .....  | \$209            | \$210          | \$185          | \$234          | \$219          | \$201             | \$193              | \$208          | \$220          | \$241          | \$195          | \$198             |      |
| <b>SELECTED CHARACTERISTICS</b>   |                  |                |                |                |                |                   |                    |                |                |                |                |                   |      |
| Median gross rent as percentage of household income in 1979 .....                   | 31.2             | 25.2           | 30.3           | 23.5           | 19.4           | 24.4              | 42.1               | 38.1           | 37.1           | 26.8           | 45.6           | 39.4              | 50+  |
| Income in 1979 below poverty level .....  | 1 266            | 448            | 100            | 82             | 79             | 110               | 77                 | 818            | 53             | 48             | 93             | 357               | 267  |
| Percent below poverty level .....   | 30.0             | 21.3           | 29.8           | 17.3           | 17.1           | 19.2              | 29.7               | 38.7           | 24.7           | 11.8           | 35.0           | 44.6              | 62.8 |

**Table B-1. Value of Owner-Occupied Housing Units: 1980**

[Data are estimates based on a sample, see Introduction. For meaning of symbols, see Introduction. For definitions of terms, see appendixes A and B]

| East Orange city  | Total           | Less than \$10,000 | \$10,000 to \$19,999 | \$20,000 to \$29,999 | \$30,000 to \$39,999 | \$40,000 to \$49,999 | \$50,000 to \$59,999 | \$60,000 to \$79,999 | \$80,000 to \$99,999 | \$100,000 to \$149,999 | \$150,000 or more | Median (dollars) | Mean (dollars) |
|---|-----------------|--------------------|----------------------|----------------------|----------------------|----------------------|----------------------|----------------------|----------------------|------------------------|-------------------|------------------|----------------|
| <b>Specified owner-occupied housing units</b> -----   | <b>3 703</b>    | <b>20</b>          | <b>265</b>           | <b>916</b>           | <b>1 090</b>         | <b>865</b>           | <b>382</b>           | <b>115</b>           | <b>36</b>            | <b>-</b>               | <b>14</b>         | <b>36 100</b>    | <b>37 700</b>  |
| <b>HOUSEHOLD TYPE AND AGE OF HOUSEHOLDER</b>  |                 |                    |                      |                      |                      |                      |                      |                      |                      |                        |                   |                  |                |
| <b>Married-couple families</b> -----  | <b>2 510</b>    | <b>7</b>           | <b>174</b>           | <b>580</b>           | <b>710</b>           | <b>625</b>           | <b>305</b>           | <b>86</b>            | <b>9</b>             | <b>-</b>               | <b>14</b>         | <b>37 200</b>    | <b>38 700</b>  |
| 15 to 24 years -----  | 8               | -                  | -                    | 8                    | -                    | -                    | -                    | -                    | -                    | -                      | -                 | 28 800           | 28 800         |
| 25 to 34 years -----  | 223             | -                  | 21                   | 53                   | 56                   | 45                   | 48                   | -                    | -                    | -                      | -                 | 37 900           | 37 100         |
| 35 to 44 years -----  | 738             | -                  | 42                   | 128                  | 217                  | 210                  | 97                   | 28                   | 9                    | -                      | 7                 | 39 200           | 41 400         |
| 45 to 64 years -----  | 1 175           | 7                  | 54                   | 305                  | 334                  | 301                  | 124                  | 43                   | -                    | -                      | 7                 | 37 000           | 38 400         |
| 65 years and over -----   | 366             | -                  | 57                   | 86                   | 103                  | 69                   | 36                   | 15                   | -                    | -                      | -                 | 33 300           | 35 300         |
| <b>Male householder, no wife present</b> -----  | <b>245</b>      | <b>-</b>           | <b>12</b>            | <b>74</b>            | <b>74</b>            | <b>80</b>            | <b>5</b>             | <b>-</b>             | <b>-</b>             | <b>-</b>               | <b>-</b>          | <b>33 500</b>    | <b>34 000</b>  |
| 15 to 24 years -----  | 4               | -                  | -                    | -                    | -                    | 4                    | -                    | -                    | -                    | -                      | -                 | 42 500           | 42 500         |
| 25 to 34 years -----  | 67              | -                  | -                    | 27                   | 10                   | 25                   | 5                    | -                    | -                    | -                      | -                 | 34 600           | 36 000         |
| 35 to 44 years -----  | 48              | -                  | -                    | 13                   | 28                   | 7                    | -                    | -                    | -                    | -                      | -                 | 32 600           | 32 700         |
| 45 to 64 years -----  | 87              | -                  | 12                   | 20                   | 19                   | 36                   | -                    | -                    | -                    | -                      | -                 | 33 000           | 33 300         |
| 65 years and over -----   | 39              | -                  | -                    | 14                   | 17                   | 8                    | -                    | -                    | -                    | -                      | -                 | 35 200           | 33 200         |
| <b>Female householder, no husband present</b> -----   | <b>948</b>      | <b>13</b>          | <b>79</b>            | <b>262</b>           | <b>306</b>           | <b>160</b>           | <b>72</b>            | <b>29</b>            | <b>27</b>            | <b>-</b>               | <b>-</b>          | <b>34 100</b>    | <b>35 900</b>  |
| 15 to 24 years -----  | 6               | -                  | -                    | 6                    | -                    | -                    | -                    | -                    | -                    | -                      | -                 | 23 800           | 23 800         |
| 25 to 34 years -----  | 70              | -                  | 7                    | -                    | 20                   | 26                   | 12                   | 5                    | -                    | -                      | -                 | 45 300           | 42 400         |
| 35 to 44 years -----  | 174             | -                  | 17                   | 69                   | 41                   | 29                   | 9                    | 9                    | -                    | -                      | -                 | 30 400           | 33 700         |
| 45 to 64 years -----  | 322             | 8                  | 11                   | 76                   | 172                  | 30                   | 10                   | 15                   | -                    | -                      | -                 | 34 200           | 34 800         |
| 65 years and over -----   | 376             | 5                  | 44                   | 111                  | 73                   | 75                   | 41                   | -                    | 27                   | -                      | -                 | 33 000           | 36 800         |
| <b>Median age</b> -----   | <b>51.4</b>     | <b>48.3</b>        | <b>57.1</b>          | <b>52.7</b>          | <b>51.8</b>          | <b>49.2</b>          | <b>50.0</b>          | <b>51.8</b>          | <b>75.6</b>          | <b>-</b>               | <b>47.5</b>       | <b>...</b>       | <b>...</b>     |
| <b>YEAR HOUSEHOLDER MOVED INTO UNIT</b>   |                 |                    |                      |                      |                      |                      |                      |                      |                      |                        |                   |                  |                |
| 1979 to March 1980 -----  | 225             | -                  | 7                    | 36                   | 70                   | 71                   | 36                   | 5                    | -                    | -                      | -                 | 39 900           | 39 200         |
| 1975 to 1978 -----  | 627             | -                  | 50                   | 154                  | 169                  | 185                  | 47                   | 22                   | -                    | -                      | -                 | 35 800           | 36 400         |
| 1970 to 1974 -----  | 893             | -                  | 38                   | 167                  | 265                  | 209                  | 152                  | 62                   | -                    | -                      | -                 | 39 400           | 40 600         |
| 1960 to 1969 -----  | 957             | 15                 | 71                   | 294                  | 252                  | 206                  | 68                   | 18                   | 19                   | -                      | 14                | 33 800           | 38 300         |
| 1959 or earlier -----   | 1 001           | 5                  | 99                   | 265                  | 334                  | 194                  | 79                   | 8                    | 17                   | -                      | -                 | 33 600           | 34 800         |
| <b>ROOMS</b>  |                 |                    |                      |                      |                      |                      |                      |                      |                      |                        |                   |                  |                |
| 1 to 3 rooms -----  | 13              | -                  | -                    | -                    | 13                   | -                    | -                    | -                    | -                    | -                      | -                 | 32 500           | 32 500         |
| 4 rooms -----   | 49              | -                  | 8                    | 6                    | 7                    | 25                   | 3                    | -                    | -                    | -                      | -                 | 44 400           | 38 000         |
| 5 rooms -----   | 300             | -                  | 20                   | 98                   | 100                  | 51                   | 20                   | 11                   | -                    | -                      | -                 | 32 900           | 34 100         |
| 6 rooms -----   | 877             | 5                  | 66                   | 214                  | 330                  | 126                  | 109                  | 27                   | -                    | -                      | -                 | 35 200           | 35 700         |
| 7 rooms -----   | 778             | 8                  | 57                   | 130                  | 253                  | 200                  | 108                  | 6                    | 9                    | -                      | 7                 | 38 100           | 40 200         |
| 8 or more rooms -----   | 1 686           | 7                  | 114                  | 468                  | 387                  | 463                  | 142                  | 71                   | 27                   | -                      | 7                 | 36 200           | 38 100         |
| <b>Median</b> -----   | <b>7.3</b>      | <b>7.1</b>         | <b>7.2</b>           | <b>7.6</b>           | <b>6.9</b>           | <b>7.7</b>           | <b>7.0</b>           | <b>8.1</b>           | <b>8.5+</b>          | <b>-</b>               | <b>8.0</b>        | <b>...</b>       | <b>...</b>     |
| <b>BEDROOMS</b>   |                 |                    |                      |                      |                      |                      |                      |                      |                      |                        |                   |                  |                |
| None -----  | -               | -                  | -                    | -                    | -                    | -                    | -                    | -                    | -                    | -                      | -                 | -                | -              |
| 1 -----   | 49              | -                  | -                    | -                    | 19                   | 27                   | 3                    | -                    | -                    | -                      | -                 | 41 300           | 39 800         |
| 2 -----   | 339             | 5                  | 48                   | 93                   | 95                   | 61                   | 26                   | 11                   | -                    | -                      | -                 | 32 300           | 33 400         |
| 3 -----   | 1 390           | 4                  | 74                   | 296                  | 512                  | 280                  | 168                  | 43                   | 17                   | -                      | -                 | 36 800           | 37 900         |
| 4 -----   | 984             | 4                  | 88                   | 221                  | 232                  | 306                  | 94                   | 34                   | 9                    | -                      | -                 | 37 400           | 37 700         |
| 5 or more -----   | 941             | 15                 | 55                   | 306                  | 232                  | 191                  | 27                   | 10                   | -                    | -                      | 14                | 34 800           | 38 700         |
| <b>YEAR STRUCTURE BUILT</b>   |                 |                    |                      |                      |                      |                      |                      |                      |                      |                        |                   |                  |                |
| 1975 to March 1980 -----  | 11              | -                  | -                    | -                    | -                    | 11                   | -                    | -                    | -                    | -                      | -                 | 42 500           | 42 500         |
| 1970 to 1974 -----  | 38              | -                  | -                    | -                    | 12                   | 16                   | 3                    | 7                    | -                    | -                      | -                 | 47 200           | 48 400         |
| 1960 to 1969 -----  | 124             | -                  | -                    | 33                   | 31                   | 41                   | 19                   | -                    | -                    | -                      | -                 | 39 600           | 38 300         |
| 1950 to 1959 -----  | 315             | -                  | 16                   | 69                   | 120                  | 72                   | 24                   | 14                   | -                    | -                      | -                 | 37 200           | 37 200         |
| 1940 to 1949 -----  | 843             | -                  | 43                   | 165                  | 251                  | 197                  | 120                  | 36                   | 17                   | -                      | 14                | 38 700           | 43 700         |
| 1939 or earlier -----   | 2 372           | 20                 | 206                  | 649                  | 676                  | 528                  | 216                  | 58                   | 19                   | -                      | -                 | 34 300           | 35 300         |
| <b>HOUSEHOLD INCOME IN 1979</b>   |                 |                    |                      |                      |                      |                      |                      |                      |                      |                        |                   |                  |                |
| Less than \$5,000 -----   | 260             | 8                  | 36                   | 69                   | 75                   | 30                   | 20                   | 5                    | 17                   | -                      | -                 | 31 900           | 35 100         |
| \$5,000 to \$9,999 -----  | 274             | 5                  | 35                   | 78                   | 66                   | 71                   | 16                   | 3                    | -                    | -                      | -                 | 34 100           | 33 300         |
| \$10,000 to \$12,499 -----  | 239             | -                  | 24                   | 69                   | 61                   | 68                   | 17                   | -                    | -                    | -                      | -                 | 32 300           | 33 700         |
| \$12,500 to \$14,999 -----  | 184             | -                  | 18                   | 59                   | 68                   | 15                   | 19                   | 5                    | -                    | -                      | -                 | 32 300           | 33 700         |
| \$15,000 to \$19,999 -----  | 412             | -                  | 34                   | 100                  | 119                  | 107                  | 44                   | 8                    | -                    | -                      | -                 | 36 400           | 36 400         |
| \$20,000 to \$24,999 -----  | 473             | -                  | 16                   | 178                  | 174                  | 77                   | 18                   | 10                   | -                    | -                      | -                 | 34 500           | 33 800         |
| \$25,000 to \$34,999 -----  | 867             | 7                  | 57                   | 179                  | 256                  | 242                  | 98                   | 28                   | -                    | -                      | -                 | 37 100           | 37 400         |
| \$35,000 to \$49,999 -----  | 720             | -                  | 37                   | 128                  | 227                  | 202                  | 87                   | 20                   | 19                   | -                      | -                 | 38 600           | 39 800         |
| \$50,000 or more -----  | 274             | -                  | 8                    | 56                   | 44                   | 53                   | 63                   | 36                   | -                    | -                      | 14                | 43 900           | 54 000         |
| <b>Median</b> -----   | <b>\$25 074</b> | <b>\$6 000</b>     | <b>\$16 434</b>      | <b>\$21 744</b>      | <b>\$23 448</b>      | <b>\$27 122</b>      | <b>\$30 749</b>      | <b>\$34 323</b>      | <b>\$35 040</b>      | <b>-</b>               | <b>\$75 000</b>   | <b>...</b>       | <b>...</b>     |
| <b>Mean</b> -----   | <b>\$26 266</b> | <b>\$12 722</b>    | <b>\$20 791</b>      | <b>\$23 574</b>      | <b>\$25 282</b>      | <b>\$28 034</b>      | <b>\$31 650</b>      | <b>\$35 919</b>      | <b>\$21 073</b>      | <b>-</b>               | <b>\$79 840</b>   | <b>...</b>       | <b>...</b>     |
| <b>MORTGAGE STATUS AND SELECTED MONTHLY OWNER COSTS AS PERCENTAGE OF HOUSEHOLD INCOME IN 1979</b> |                 |                    |                      |                      |                      |                      |                      |                      |                      |                        |                   |                  |                |
| <b>With a mortgage</b> -----  | <b>2 606</b>    | <b>15</b>          | <b>161</b>           | <b>651</b>           | <b>713</b>           | <b>650</b>           | <b>274</b>           | <b>102</b>           | <b>26</b>            | <b>-</b>               | <b>14</b>         | <b>36 900</b>    | <b>38 700</b>  |
| Less than 15 percent -----  | 553             | 7                  | 32                   | 109                  | 170                  | 110                  | 84                   | 27                   | -                    | -                      | 14                | 37 300           | 43 400         |
| 15 to 19 percent -----  | 481             | -                  | 30                   | 119                  | 99                   | 154                  | 31                   | 39                   | 9                    | -                      | -                 | 39 100           | 39 600         |
| 20 to 24 percent -----  | 368             | -                  | 36                   | 102                  | 110                  | 69                   | 45                   | 6                    | -                    | -                      | -                 | 34 100           | 34 800         |
| 25 to 29 percent -----  | 317             | -                  | -                    | 75                   | 103                  | 95                   | 32                   | 12                   | -                    | -                      | -                 | 38 900           | 39 600         |
| 30 to 34 percent -----  | 239             | -                  | -                    | 71                   | 65                   | 71                   | 23                   | 9                    | -                    | -                      | -                 | 38 000           | 38 100         |
| 35 percent or more -----  | 608             | 8                  | 63                   | 175                  | 158                  | 141                  | 45                   | 9                    | 9                    | -                      | -                 | 33 400           | 34 700         |
| Not computed -----  | 40              | -                  | -                    | -                    | 8                    | 10                   | 14                   | -                    | 8                    | -                      | -                 | 55 700           | 54 300         |
| <b>Median</b> -----   | <b>23.4</b>     | <b>50+</b>         | <b>22.6</b>          | <b>24.8</b>          | <b>23.8</b>          | <b>24.1</b>          | <b>21.7</b>          | <b>18.1</b>          | <b>35.0</b>          | <b>-</b>               | <b>10.0</b>       | <b>...</b>       | <b>...</b>     |
| <b>Not mortgaged</b> -----  | <b>1 097</b>    | <b>5</b>           | <b>104</b>           | <b>265</b>           | <b>377</b>           | <b>215</b>           | <b>108</b>           | <b>13</b>            | <b>10</b>            | <b>-</b>               | <b>-</b>          | <b>34 600</b>    | <b>35 200</b>  |
| Less than 10 percent -----  | 216             | -                  | 14                   | 65                   | 58                   | 64                   | 15                   | -                    | -                    | -                      | -                 | 35 300           | 34 500         |
| 10 to 14 percent -----  | 219             | -                  | 18                   | 38                   | 88                   | 40                   | 25                   | -                    | 10                   | -                      | -                 | 35 100           | 37 900         |
| 15 to 19 percent -----  | 153             | -                  | 33                   | 47                   | 38                   | 6                    | 24                   | 5                    | -                    | -                      | -                 | 29 700           | 33 200         |
| 20 to 24 percent -----  | 172             | 5                  | 19                   | 46                   | 55                   | 22                   | 17                   | 8                    | -                    | -                      | -                 | 33 200           | 34 200         |
| 25 to 29 percent -----  | 57              | -                  | 12                   | 4                    | 15                   | 20                   | 6                    | -                    | -                    | -                      | -                 | 38 800           | 35 600         |
| 30 to 34 percent -----  | 47              | -                  | -                    | -                    | 24                   | 19                   | 4                    | -                    | -                    | -                      | -                 | 39 800           | 39 800         |
| 35 percent or more -----  | 219             | -                  | 4                    | 65                   | 99                   | 44                   | 7                    | -                    | -                    | -                      | -                 | 34 000           | 34 000         |
| Not computed -----  | 14              | -                  | 4                    | -                    | -                    | -                    | 10                   | -                    | -                    | -                      | -                 | 51 500           | 42 100         |
| <b>Median</b> -----   | <b>18.5</b>     | <b>22.5</b>        | <b>17.7</b>          | <b>18.1</b>          | <b>20.4</b>          | <b>17.9</b>          | <b>16.9</b>          | <b>20.9</b>          | <b>12.5</b>          | <b>-</b>               | <b>-</b>          | <b>...</b>       | <b>...</b>     |
| <b>SELECTED CHARACTERISTICS</b>   |                 |                    |                      |                      |                      |                      |                      |                      |                      |                        |                   |                  |                |
| <b>Complete plumbing for exclusive use</b> -----  | <b>3 703</b>    | <b>20</b>          | <b>265</b>           | <b>916</b>           | <b>1 090</b>         | <b>865</b>           | <b>382</b>           | <b>115</b>           | <b>36</b>            | <b>-</b>               | <b>14</b>         | <b>36 100</b>    | <b>37 700</b>  |
| 1.01 or more persons per room -----   | 96              | 15                 | -                    | 24                   | 10                   | 29                   | 18                   | -                    | -                    | -                      | -                 | 39 500           | 34 800         |
| <b>Lacking complete plumbing for exclusive use</b> -----  | <b>-</b>        | <b>-</b>           | <b>-</b>             | <b>-</b>             | <b>-</b>             | <b>-</b>             | <b>-</b>             | <b>-</b>             | <b>-</b>             | <b>-</b>               | <b>-</b>          | <b>-</b>         | <b>-</b>       |
| 1.01 or more persons per room -----   | -               | -                  | -                    | -                    | -                    | -                    | -                    | -                    | -                    | -                      | -                 | -                | -              |
| <b>Heating equipment</b> -----  | <b>3 703</b>    | <b>20</b>          | <b>265</b>           | <b>916</b>           | <b>1 090</b>         | <b>865</b>           | <b>382</b>           | <b>115</b>           | <b>36</b>            | <b>-</b>               | <b>14</b>         | <b>36 100</b>    | <b>37 700</b>  |
| Central heating system -----  | 3 440           | 13                 | 257                  | 878                  | 991                  | 807                  | 351                  | 102                  | 27                   | -                      | 14                | 36 100           | 37 500         |
| <b>Air conditioning</b> -----   | <b>2 229</b>    | <b>5</b>           | <b>113</b>           | <b>422</b>           | <b>724</b>           | <b>566</b>           | <b>299</b>           | <b>77</b>            | <b>9</b>             | <b>-</b>               | <b>14</b>         |                  |                |



Table B—2. Gross Rent of Renter-Occupied Housing Units: 1980

[Data are estimates based on a sample, see Introduction. For meaning of symbols, see Introduction. For definitions of terms, see appendixes A and B]

East Orange city

|   | Total         | Less than \$100 | \$100 to \$149 | \$150 to \$199 | \$200 to \$249 | \$250 to \$299 | \$300 to \$349 | \$350 to \$399 | \$400 to \$499 | \$500 or more | No cash rent | Median (dollars) |
|---|---------------|-----------------|----------------|----------------|----------------|----------------|----------------|----------------|----------------|---------------|--------------|------------------|
| <b>Specified renter-occupied housing units</b> .....                      | <b>21 625</b> | <b>990</b>      | <b>612</b>     | <b>1 774</b>   | <b>5 167</b>   | <b>5 935</b>   | <b>3 530</b>   | <b>1 806</b>   | <b>1 185</b>   | <b>414</b>    | <b>212</b>   | <b>268</b>       |
| <b>HOUSEHOLD TYPE AND AGE OF HOUSEHOLDER</b>                              |               |                 |                |                |                |                |                |                |                |               |              |                  |
| <b>Married-couple families</b> .....                                      | <b>5 827</b>  | <b>75</b>       | <b>104</b>     | <b>278</b>     | <b>1 028</b>   | <b>1 805</b>   | <b>1 205</b>   | <b>615</b>     | <b>459</b>     | <b>172</b>    | <b>86</b>    | <b>289</b>       |
| 15 to 24 years.....   | 468           | —               | —              | 47             | 78             | 173            | 93             | 49             | 21             | —             | 7            | 283              |
| 25 to 34 years.....   | 1 839         | 4               | 10             | 66             | 303            | 672            | 430            | 224            | 77             | 12            | 41           | 290              |
| 35 to 44 years.....   | 1 205         | 12              | 15             | 24             | 116            | 359            | 358            | 200            | 106            | 13            | 2            | 311              |
| 45 to 64 years.....   | 1 493         | 21              | 28             | 74             | 311            | 367            | 291            | 91             | 182            | 92            | 36           | 291              |
| 65 years and over.....  | 822           | 38              | 51             | 67             | 220            | 234            | 33             | 51             | 73             | 55            | —            | 259              |
| <b>Male householder, no wife present</b> .....                            | <b>4 749</b>  | <b>135</b>      | <b>152</b>     | <b>598</b>     | <b>1 433</b>   | <b>1 186</b>   | <b>583</b>     | <b>331</b>     | <b>198</b>     | <b>46</b>     | <b>87</b>    | <b>251</b>       |
| 15 to 24 years.....   | 677           | —               | 7              | 95             | 191            | 234            | 100            | 19             | 28             | —             | 3            | 260              |
| 25 to 34 years.....   | 1 442         | —               | 52             | 121            | 501            | 385            | 205            | 99             | 45             | —             | 34           | 253              |
| 35 to 44 years.....   | 824           | 8               | —              | 81             | 236            | 200            | 128            | 96             | 46             | —             | 29           | 271              |
| 45 to 64 years.....   | 1 253         | 47              | 59             | 197            | 360            | 285            | 124            | 79             | 79             | 10            | 13           | 246              |
| 65 years and over.....  | 553           | 80              | 34             | 104            | 145            | 82             | 26             | 38             | —              | 36            | 8            | 216              |
| <b>Female householder, no husband present</b> .....                       | <b>11 049</b> | <b>780</b>      | <b>356</b>     | <b>898</b>     | <b>2 706</b>   | <b>2 944</b>   | <b>1 742</b>   | <b>860</b>     | <b>528</b>     | <b>196</b>    | <b>39</b>    | <b>262</b>       |
| 15 to 24 years.....   | 1 265         | 16              | 60             | 98             | 396            | 422            | 155            | 81             | 18             | 19            | —            | 256              |
| 25 to 34 years.....   | 2 881         | 48              | 29             | 156            | 786            | 909            | 519            | 264            | 158            | 12            | —            | 271              |
| 35 to 44 years.....   | 2 088         | 20              | 11             | 183            | 366            | 618            | 467            | 228            | 153            | 27            | 15           | 286              |
| 45 to 64 years.....   | 2 618         | 200             | 109            | 237            | 658            | 684            | 424            | 140            | 118            | 38            | 10           | 258              |
| 65 years and over.....  | 2 197         | 496             | 147            | 224            | 500            | 311            | 177            | 147            | 81             | 100           | 14           | 220              |
| <b>Median age</b> .....   | <b>39.8</b>   | <b>68.9</b>     | <b>57.6</b>    | <b>45.4</b>    | <b>38.7</b>    | <b>36.4</b>    | <b>37.4</b>    | <b>38.1</b>    | <b>42.3</b>    | <b>61.5</b>   | <b>37.8</b>  | <b>...</b>       |
| <b>YEAR HOUSEHOLDER MOVED INTO UNIT</b>                                   |               |                 |                |                |                |                |                |                |                |               |              |                  |
| 1979 to March 1980.....   | 6 212         | 231             | 174            | 394            | 1 192          | 1 849          | 1 181          | 688            | 358            | 88            | 57           | 280              |
| 1975 to 1978.....   | 7 965         | 453             | 176            | 634            | 1 856          | 2 254          | 1 388          | 632            | 366            | 159           | 47           | 269              |
| 1970 to 1974.....   | 4 026         | 235             | 103            | 362            | 1 133          | 1 044          | 571            | 265            | 197            | 68            | 48           | 257              |
| 1960 to 1969.....   | 2 518         | 71              | 124            | 272            | 779            | 546            | 290            | 125            | 203            | 86            | 22           | 250              |
| 1959 or earlier.....  | 904           | —               | 35             | 112            | 207            | 242            | 100            | 96             | 61             | 13            | 38           | 265              |
| <b>ROOMS</b>  |               |                 |                |                |                |                |                |                |                |               |              |                  |
| 1 room.....   | 1 386         | 291             | 128            | 294            | 438            | 183            | 33             | 16             | —              | —             | 3            | 195              |
| 2 rooms.....  | 2 032         | 227             | 117            | 372            | 738            | 397            | 120            | 27             | 13             | 15            | 6            | 223              |
| 3 rooms.....  | 6 887         | 333             | 226            | 683            | 2 095          | 2 063          | 892            | 347            | 139            | 54            | 55           | 252              |
| 4 rooms.....  | 4 872         | 62              | 68             | 251            | 1 075          | 1 624          | 896            | 408            | 378            | 56            | 54           | 281              |
| 5 rooms.....  | 4 605         | 77              | 55             | 110            | 639            | 1 308          | 1 119          | 724            | 372            | 151           | 50           | 304              |
| 6 rooms.....  | 1 325         | —               | 8              | 56             | 134            | 315            | 377            | 185            | 180            | 68            | 2            | 320              |
| 7 or more rooms.....  | 518           | —               | 10             | 8              | 48             | 45             | 93             | 99             | 103            | 70            | 42           | 367              |
| <b>Median</b> .....   | <b>3.6</b>    | <b>2.4</b>      | <b>2.8</b>     | <b>2.8</b>     | <b>3.2</b>     | <b>3.7</b>     | <b>4.3</b>     | <b>4.6</b>     | <b>4.7</b>     | <b>5.0</b>    | <b>4.3</b>   | <b>...</b>       |
| <b>PLUMBING FACILITIES BY PERSONS PER ROOM AND POVERTY STATUS IN 1979</b> |               |                 |                |                |                |                |                |                |                |               |              |                  |
| <b>All income levels in 1979</b>  |               |                 |                |                |                |                |                |                |                |               |              |                  |
| <b>Complete plumbing for exclusive use</b> .....                          | <b>21 625</b> | <b>990</b>      | <b>612</b>     | <b>1 774</b>   | <b>5 167</b>   | <b>5 935</b>   | <b>3 530</b>   | <b>1 806</b>   | <b>1 185</b>   | <b>414</b>    | <b>212</b>   | <b>268</b>       |
| 0.50 or less.....   | 20 890        | 971             | 501            | 1 687          | 5 068          | 5 758          | 3 421          | 1 761          | 1 123          | 402           | 198          | 268              |
| 0.51 to 1.00.....   | 10 337        | 555             | 293            | 830            | 2 735          | 2 861          | 1 421          | 793            | 511            | 267           | 71           | 263              |
| 1.01 to 1.50.....   | 9 365         | 409             | 165            | 775            | 2 068          | 2 600          | 1 715          | 825            | 568            | 130           | 110          | 272              |
| 1.51 or more.....   | 858           | —               | 25             | 53             | 127            | 234            | 245            | 114            | 38             | 5             | 17           | 297              |
| 1.51 or more.....   | 330           | 7               | 18             | 29             | 138            | 63             | 40             | 29             | 6              | —             | —            | 242              |
| <b>Lacking complete plumbing for exclusive use</b> .....                  | <b>735</b>    | <b>19</b>       | <b>111</b>     | <b>87</b>      | <b>99</b>      | <b>177</b>     | <b>109</b>     | <b>45</b>      | <b>62</b>      | <b>12</b>     | <b>14</b>    | <b>259</b>       |
| 0.50 or less.....   | 298           | —               | 5              | 52             | 74             | 54             | 66             | 17             | 18             | 12            | —            | 258              |
| 0.51 to 1.00.....   | 375           | 19              | 100            | 19             | 8              | 117            | 26             | 28             | 44             | —             | 14           | 263              |
| 1.01 to 1.50.....   | 27            | —               | —              | 9              | —              | 6              | —              | —              | —              | —             | —            | 294              |
| 1.51 or more.....   | 35            | —               | 6              | 16             | 8              | —              | 5              | —              | —              | —             | —            | 187              |
| <b>Income in 1979 below poverty level</b>                                 |               |                 |                |                |                |                |                |                |                |               |              |                  |
| <b>Complete plumbing for exclusive use</b> .....                          | <b>5 066</b>  | <b>525</b>      | <b>200</b>     | <b>385</b>     | <b>1 189</b>   | <b>1 390</b>   | <b>793</b>     | <b>346</b>     | <b>110</b>     | <b>83</b>     | <b>45</b>    | <b>257</b>       |
| 1.01 or more persons per room.....  | 4 925         | 517             | 184            | 385            | 1 159          | 1 341          | 781            | 325            | 105            | 83            | 45           | 257              |
| Lacking complete plumbing for exclusive use.....                          | 484           | 7               | 16             | —              | 120            | 113            | 170            | 46             | 12             | —             | —            | 295              |
| 1.01 or more persons per room.....  | 141           | 8               | 16             | —              | 30             | 49             | 12             | 21             | 5              | —             | —            | 262              |
| 1.01 or more persons per room.....  | 21            | —               | —              | —              | 9              | —              | 12             | —              | —              | —             | —            | 306              |
| <b>BEDROOMS</b>   |               |                 |                |                |                |                |                |                |                |               |              |                  |
| None.....   | 1 549         | 318             | 128            | 350            | 483            | 208            | 33             | 16             | —              | —             | 13           | 194              |
| 1.....  | 9 950         | 524             | 347            | 1 050          | 3 107          | 2 865          | 1 172          | 515            | 215            | 81            | 74           | 249              |
| 2.....  | 6 809         | 92              | 95             | 268            | 1 156          | 1 976          | 1 582          | 747            | 656            | 175           | 62           | 295              |
| 3.....  | 2 758         | 50              | 32             | 98             | 335            | 798            | 647            | 463            | 204            | 108           | 23           | 304              |
| 4.....  | 374           | 6               | —              | 8              | 61             | 60             | 85             | 39             | 68             | 30            | 17           | 326              |
| 5 or more.....  | 185           | —               | 10             | —              | 25             | 28             | 11             | 26             | 42             | 20            | 23           | 363              |
| <b>UNITS IN STRUCTURE</b>   |               |                 |                |                |                |                |                |                |                |               |              |                  |
| 1, detached or attached.....  | 489           | —               | —              | 48             | 80             | 45             | 83             | 66             | 70             | 44            | 53           | 327              |
| 2.....  | 2 298         | —               | 41             | 139            | 430            | 672            | 467            | 309            | 195            | 24            | 21           | 288              |
| 3 and 4.....  | 3 822         | 11              | 84             | 295            | 1 092          | 1 133          | 774            | 281            | 125            | 17            | 10           | 277              |
| 5 to 9.....   | 1 272         | 67              | 50             | 155            | 238            | 430            | 237            | 71             | 24             | —             | —            | 266              |
| 10 to 49.....   | 7 805         | 208             | 240            | 712            | 2 173          | 2 498          | 1 115          | 524            | 194            | 56            | 85           | 260              |
| 50 or more.....   | 5 915         | 704             | 197            | 425            | 1 147          | 1 157          | 843            | 549            | 577            | 273           | 43           | 268              |
| Mobile home or trailer, etc.....  | 24            | —               | —              | —              | 7              | —              | 11             | 6              | —              | —             | —            | 323              |
| <b>YEAR STRUCTURE BUILT</b>   |               |                 |                |                |                |                |                |                |                |               |              |                  |
| 1975 to March 1980.....   | 809           | 219             | 94             | 112            | 127            | 153            | 57             | 32             | 9              | 6             | —            | 194              |
| 1970 to 1974.....   | 1 243         | 176             | 42             | 90             | 459            | 279            | 104            | 33             | 54             | 6             | —            | 236              |
| 1960 to 1969.....   | 3 277         | 259             | 86             | 188            | 683            | 731            | 523            | 274            | 329            | 185           | 19           | 281              |
| 1950 to 1959.....   | 4 213         | 162             | 89             | 327            | 861            | 1 302          | 762            | 361            | 241            | 51            | 57           | 273              |
| 1940 to 1949.....   | 5 141         | 49              | 106            | 398            | 1 391          | 1 436          | 951            | 509            | 231            | 33            | 37           | 270              |
| 1939 or earlier.....  | 6 942         | 125             | 195            | 659            | 1 646          | 2 034          | 1 133          | 597            | 321            | 133           | 99           | 270              |
| <b>STORIES IN STRUCTURE</b>   |               |                 |                |                |                |                |                |                |                |               |              |                  |
| 1 to 3.....   | 11 008        | 226             | 294            | 892            | 2 707          | 3 263          | 2 023          | 898            | 504            | 85            | 116          | 270              |
| 4 or more.....  | 10 617        | 764             | 318            | 882            | 2 460          | 2 672          | 1 507          | 908            | 681            | 329           | 96           | 265              |
| With elevator.....  | 8 442         | 750             | 261            | 600            | 1 772          | 1 978          | 1 210          | 840            | 635            | 329           | 67           | 270              |
| <b>GROSS RENT AS PERCENTAGE OF HOUSEHOLD INCOME IN 1979</b>               |               |                 |                |                |                |                |                |                |                |               |              |                  |
| Less than 15 percent.....   | 3 355         | 149             | 96             | 372            | 734            | 907            | 536            | 263            | 170            | 128           | ...          | 267              |
| 15 to 19 percent.....   | 3 222         | 152             | 66             | 331            | 682            | 924            | 580            | 286            | 160            | 41            | ...          | 270              |
| 20 to 24 percent.....   | 3 099         | 293             | 52             | 269            | 821            | 642            | 484            | 242            | 247            | 49            | ...          | 260              |
| 25 to 29 percent.....   | 2 289         | 151             | 131            | 132            | 591            | 607            | 343            | 165            | 138            | 31            | ...          | 262              |
| 30 to 34 percent.....   | 1 499         | 86              | 47             | 107            | 392            | 368            | 291            | 117            | 91             | —             | ...          | 264              |
| 35 to 49 percent.....   | 2 398         | 49              | 91             | 179            | 507            | 834            | 334            | 255            | 136            | 13            | ...          | 272              |
| 50 percent or more.....   | 4 750         | 75              | 91             | 298            | 1 248          | 1 400          | 875            | 432            | 227            | 104           | ...          | 272              |
| Not computed.....   | 1 013         | 35              | 38             | 86             | 192            | 253            | 87             | 46             | 16             | 48            | 212          | 260              |
| <b>Median</b> .....   | <b>26.4</b>   | <b>23.0</b>     | <b>27.8</b>    | <b>22.6</b>    | <b>27.1</b>    | <b>28.0</b>    | <b>26.8</b>    | <b>27.7</b>    | <b>25.3</b>    | <b>21.4</b>   | <b>...</b>   | <b>...</b>       |
| <b>SELECTED CHARACTERISTICS</b>   |               |                 |                |                |                |                |                |                |                |               |              |                  |
| <b>Hearing equipment</b> .....  | <b>21 617</b> | <b>990</b>      | <b>612</b>     | <b>1 774</b>   | <b>5 167</b>   | <b>5 927</b>   | <b>3 530</b>   | <b>1 806</b>   | <b>1 185</b>   | <b>414</b>    | <b>212</b>   | <b>268</b>       |
| Central heating system.....   | 20 234        | 979             | 582            | 1 681          | 4 923          | 5 461          | 3 246          | 1 663          | 1 098          | 409           | 192          | 266              |
| <b>Air conditioning</b> .....   | <b>9 493</b>  | <b>509</b>      | <b>261</b>     | <b>657</b>     | <b>2 088</b>   | <b>2 399</b>   | <b>1 595</b>   | <b>800</b>     | <b>771</b>     | <b>339</b>    | <b>74</b>    | <b>274</b>       |
| Central system.....   | 2 937         | 194             | 147            | 155            | 653            | 525            | 334            | 265            | 404            | 252           | 8            | 278              |

Table B-3. Income and Poverty Status in 1979 of Owner-Occupied Housing Units: 1980

[Data are estimates based on a sample, see Introduction. For meaning of symbols, see Introduction. For definitions of terms, see appendixes A and B.]

| East Orange city  | Household income in 1979 |                   |                    |                      |                      |                      |                      |                      |                      |                  |                  | Income in 1979 below poverty level |                |
|---|--------------------------|-------------------|--------------------|----------------------|----------------------|----------------------|----------------------|----------------------|----------------------|------------------|------------------|------------------------------------|----------------|
|   | Total                    | Less than \$5,000 | \$5,000 to \$9,999 | \$10,000 to \$12,499 | \$12,500 to \$14,999 | \$15,000 to \$19,999 | \$20,000 to \$24,999 | \$25,000 to \$34,999 | \$35,000 to \$49,999 | \$50,000 or more | Median (dollars) |                                    | Mean (dollars) |
| <b>Owner-occupied housing units</b> .....   | <b>7 084</b>             | <b>571</b>        | <b>724</b>         | <b>516</b>           | <b>367</b>           | <b>957</b>           | <b>897</b>           | <b>1 589</b>         | <b>1 083</b>         | <b>380</b>       | <b>21 888</b>    | <b>23 736</b>                      | <b>602</b>     |
| <b>HOUSEHOLD TYPE AND AGE OF HOUSEHOLDER</b>  |                          |                   |                    |                      |                      |                      |                      |                      |                      |                  |                  |                                    |                |
| <b>Married-couple families</b> .....  | <b>4 566</b>             | <b>172</b>        | <b>319</b>         | <b>269</b>           | <b>160</b>           | <b>549</b>           | <b>624</b>           | <b>1 203</b>         | <b>942</b>           | <b>328</b>       | <b>26 231</b>    | <b>27 449</b>                      | <b>211</b>     |
| 15 to 24 years .....  | 27                       | —                 | —                  | —                    | —                    | 9                    | 18                   | —                    | —                    | —                | 21 406           | 20 358                             | —              |
| 25 to 34 years .....  | 453                      | 29                | 23                 | 31                   | 6                    | 52                   | 106                  | 96                   | 103                  | 7                | 23 835           | 24 396                             | 43             |
| 35 to 44 years .....  | 1 194                    | 44                | 34                 | 56                   | 62                   | 89                   | 152                  | 362                  | 267                  | 128              | 29 307           | 30 287                             | 50             |
| 45 to 64 years .....  | 2 249                    | 53                | 95                 | 104                  | 47                   | 290                  | 309                  | 653                  | 534                  | 164              | 27 986           | 29 292                             | 64             |
| 65 years and over .....   | 643                      | 46                | 167                | 78                   | 45                   | 109                  | 39                   | 92                   | 38                   | 29               | 14 194           | 18 177                             | 54             |
| <b>Male householder, no wife present</b> .....  | <b>662</b>               | <b>51</b>         | <b>114</b>         | <b>44</b>            | <b>66</b>            | <b>97</b>            | <b>76</b>            | <b>140</b>           | <b>54</b>            | <b>20</b>        | <b>17 670</b>    | <b>19 914</b>                      | <b>60</b>      |
| 15 to 24 years .....  | 16                       | —                 | 8                  | —                    | 4                    | —                    | —                    | 4                    | —                    | —                | 11 250           | 15 004                             | 4              |
| 25 to 34 years .....  | 138                      | 13                | —                  | 14                   | 11                   | 33                   | —                    | 47                   | 7                    | 13               | 19 792           | 23 869                             | 13             |
| 35 to 44 years .....  | 121                      | —                 | —                  | 10                   | 21                   | 22                   | 24                   | 37                   | —                    | 7                | 22 708           | 23 788                             | 7              |
| 45 to 64 years .....  | 269                      | 31                | 49                 | 20                   | 30                   | 33                   | 36                   | 44                   | 26                   | —                | 15 417           | 17 841                             | 29             |
| 65 years and over .....   | 118                      | 7                 | 57                 | —                    | —                    | 9                    | 16                   | 8                    | 21                   | —                | 9 597            | 16 708                             | 7              |
| <b>Female householder, no husband present</b> .....   | <b>1 856</b>             | <b>348</b>        | <b>291</b>         | <b>203</b>           | <b>141</b>           | <b>311</b>           | <b>197</b>           | <b>246</b>           | <b>87</b>            | <b>32</b>        | <b>14 025</b>    | <b>15 966</b>                      | <b>331</b>     |
| 15 to 24 years .....  | 18                       | 4                 | 8                  | 6                    | —                    | —                    | —                    | —                    | —                    | —                | 9 063            | 8 078                              | 4              |
| 25 to 34 years .....  | 181                      | 23                | 29                 | 23                   | 14                   | 50                   | 13                   | 19                   | 10                   | —                | 15 150           | 15 791                             | 34             |
| 35 to 44 years .....  | 336                      | 25                | 32                 | 33                   | 59                   | 65                   | 42                   | 55                   | 20                   | 5                | 17 262           | 18 263                             | 44             |
| 45 to 64 years .....  | 724                      | 92                | 93                 | 98                   | 47                   | 132                  | 104                  | 115                  | 23                   | 20               | 16 250           | 17 437                             | 117            |
| 65 years and over .....   | 597                      | 204               | 129                | 43                   | 21                   | 64                   | 38                   | 57                   | 34                   | 7                | 8 240            | 13 180                             | 132            |
| <b>Median age</b> .....   | <b>51.5</b>              | <b>63.4</b>       | <b>64.6</b>        | <b>52.7</b>          | <b>45.8</b>          | <b>51.8</b>          | <b>48.2</b>          | <b>48.8</b>          | <b>49.4</b>          | <b>50.9</b>      | ...              | ...                                | <b>58.9</b>    |
| <b>YEAR HOUSEHOLDER MOVED INTO UNIT</b>   |                          |                   |                    |                      |                      |                      |                      |                      |                      |                  |                  |                                    |                |
| 1979 to March 1980 .....  | 585                      | 56                | 64                 | 65                   | 55                   | 92                   | 101                  | 79                   | 56                   | 17               | 17 225           | 19 370                             | 66             |
| 1975 to 1978 .....  | 1 251                    | 60                | 61                 | 80                   | 67                   | 170                  | 198                  | 341                  | 201                  | 73               | 24 676           | 25 857                             | 76             |
| 1970 to 1974 .....  | 1 578                    | 83                | 115                | 83                   | 81                   | 211                  | 227                  | 425                  | 237                  | 116              | 24 647           | 26 126                             | 114            |
| 1960 to 1969 .....  | 1 774                    | 133               | 88                 | 136                  | 77                   | 214                  | 189                  | 422                  | 369                  | 146              | 25 899           | 26 986                             | 123            |
| 1959 or earlier .....   | 1 896                    | 239               | 396                | 152                  | 87                   | 270                  | 182                  | 322                  | 220                  | 28               | 16 000           | 18 654                             | 223            |
| <b>SELECTED CHARACTERISTICS</b>   |                          |                   |                    |                      |                      |                      |                      |                      |                      |                  |                  |                                    |                |
| <b>Complete plumbing for exclusive use</b> .....  | <b>7 018</b>             | <b>555</b>        | <b>719</b>         | <b>505</b>           | <b>361</b>           | <b>952</b>           | <b>897</b>           | <b>1 573</b>         | <b>1 076</b>         | <b>380</b>       | <b>21 934</b>    | <b>23 801</b>                      | <b>586</b>     |
| 1.01 or more persons per room .....   | 271                      | 24                | 9                  | 21                   | 8                    | 23                   | 52                   | 7                    | 51                   | 26               | 24 856           | 27 822                             | 44             |
| <b>Lacking complete plumbing for exclusive use</b> .....  | <b>66</b>                | <b>16</b>         | <b>5</b>           | <b>11</b>            | <b>6</b>             | <b>5</b>             | <b>—</b>             | <b>16</b>            | <b>7</b>             | <b>—</b>         | <b>12 917</b>    | <b>16 876</b>                      | <b>16</b>      |
| 1.01 or more persons per room .....   | 16                       | 16                | —                  | —                    | —                    | —                    | —                    | —                    | —                    | —                | 2500—            | 2 112                              | 16             |
| <b>Heating equipment</b> .....  | <b>7 084</b>             | <b>571</b>        | <b>724</b>         | <b>516</b>           | <b>367</b>           | <b>957</b>           | <b>897</b>           | <b>1 589</b>         | <b>1 083</b>         | <b>380</b>       | <b>21 888</b>    | <b>23 736</b>                      | <b>602</b>     |
| Central heating system .....  | 6 523                    | 513               | 672                | 480                  | 332                  | 844                  | 853                  | 1 455                | 1 015                | 359              | 22 082           | 23 919                             | 529            |
| <b>Air conditioning</b> .....   | <b>4 268</b>             | <b>238</b>        | <b>373</b>         | <b>268</b>           | <b>219</b>           | <b>526</b>           | <b>577</b>           | <b>1 082</b>         | <b>740</b>           | <b>245</b>       | <b>24 290</b>    | <b>25 423</b>                      | <b>259</b>     |
| Central system .....  | 409                      | 45                | 45                 | 6                    | 32                   | 69                   | 52                   | 92                   | 54                   | 14               | 20 551           | 22 167                             | 57             |
| <b>Vehicles available</b> .....   | <b>6 205</b>             | <b>362</b>        | <b>497</b>         | <b>406</b>           | <b>313</b>           | <b>887</b>           | <b>824</b>           | <b>1 481</b>         | <b>1 055</b>         | <b>380</b>       | <b>23 600</b>    | <b>25 333</b>                      | <b>406</b>     |
| 1 .....   | 2 973                    | 256               | 356                | 269                  | 167                  | 552                  | 380                  | 646                  | 271                  | 76               | 18 772           | 20 665                             | 260            |
| 2 or more .....   | 3 232                    | 106               | 141                | 137                  | 146                  | 335                  | 444                  | 835                  | 784                  | 304              | 27 752           | 29 627                             | 146            |
| <b>House heating fuel</b> .....   | <b>7 084</b>             | <b>571</b>        | <b>724</b>         | <b>516</b>           | <b>367</b>           | <b>957</b>           | <b>897</b>           | <b>1 589</b>         | <b>1 083</b>         | <b>380</b>       | <b>21 888</b>    | <b>23 736</b>                      | <b>602</b>     |
| Utility gas .....   | 2 649                    | 206               | 267                | 208                  | 201                  | 400                  | 387                  | 511                  | 337                  | 132              | 20 388           | 22 604                             | 214            |
| Bottled, tank, or LP gas .....  | 76                       | 6                 | —                  | 13                   | 14                   | 20                   | —                    | 10                   | 13                   | —                | 15 625           | 19 073                             | —              |
| Electricity .....   | 152                      | 15                | 14                 | —                    | —                    | 5                    | 42                   | 42                   | 13                   | 21               | 25 000           | 26 465                             | 15             |
| Fuel oil, kerosene, etc. ....   | 4 101                    | 334               | 433                | 279                  | 152                  | 502                  | 463                  | 1 016                | 695                  | 227              | 23 750           | 24 529                             | 363            |
| Other .....   | 106                      | 10                | 10                 | 16                   | —                    | 30                   | 5                    | 10                   | 25                   | —                | 16 848           | 20 757                             | 10             |
| <b>Median rooms</b> .....   | <b>6.4</b>               | <b>5.7</b>        | <b>5.7</b>         | <b>6.0</b>           | <b>6.3</b>           | <b>6.1</b>           | <b>6.3</b>           | <b>6.6</b>           | <b>7.2</b>           | <b>7.6</b>       | ...              | ...                                | <b>5.8</b>     |
| <b>Specified owner-occupied housing units</b> .....   |                          |                   |                    |                      |                      |                      |                      |                      |                      |                  |                  |                                    |                |
|   | <b>3 703</b>             | <b>260</b>        | <b>274</b>         | <b>239</b>           | <b>184</b>           | <b>412</b>           | <b>473</b>           | <b>867</b>           | <b>720</b>           | <b>274</b>       | <b>25 074</b>    | <b>26 266</b>                      | <b>231</b>     |
| <b>MORTGAGE STATUS AND SELECTED MONTHLY OWNER COSTS</b>   |                          |                   |                    |                      |                      |                      |                      |                      |                      |                  |                  |                                    |                |
| <b>With a mortgage</b> .....  | <b>2 606</b>             | <b>149</b>        | <b>145</b>         | <b>137</b>           | <b>110</b>           | <b>289</b>           | <b>382</b>           | <b>625</b>           | <b>538</b>           | <b>231</b>       | <b>26 278</b>    | <b>27 891</b>                      | <b>149</b>     |
| Less than \$200 .....   | 76                       | 15                | 3                  | 12                   | —                    | 24                   | 8                    | 7                    | 7                    | —                | 16 000           | 16 522                             | 15             |
| \$200 to \$249 .....  | 22                       | —                 | —                  | —                    | —                    | —                    | 6                    | —                    | —                    | —                | 26 389           | 28 052                             | —              |
| \$250 to \$299 .....  | 88                       | 11                | 10                 | 6                    | 5                    | 22                   | 10                   | 11                   | 6                    | 7                | 17 727           | 21 290                             | 11             |
| \$300 to \$349 .....  | 180                      | 24                | 17                 | 13                   | 20                   | 20                   | 25                   | 33                   | 28                   | —                | 18 333           | 20 270                             | 19             |
| \$350 to \$399 .....  | 274                      | 21                | 13                 | 9                    | 4                    | 24                   | 77                   | 58                   | 32                   | 36               | 22 708           | 26 754                             | 16             |
| \$400 to \$499 .....  | 702                      | 30                | 63                 | 55                   | 37                   | 94                   | 57                   | 162                  | 136                  | 68               | 25 872           | 27 140                             | 36             |
| \$500 to \$599 .....  | 668                      | 33                | 12                 | 35                   | 12                   | 59                   | 126                  | 154                  | 197                  | 40               | 28 750           | 29 165                             | 33             |
| \$600 to \$749 .....  | 514                      | 15                | 27                 | 7                    | 32                   | 36                   | 73                   | 154                  | 99                   | 71               | 27 955           | 31 903                             | 19             |
| \$750 or more .....   | 82                       | —                 | —                  | —                    | —                    | 10                   | —                    | 37                   | 26                   | 9                | 33 230           | 36 898                             | —              |
| Median .....  | \$495                    | \$456             | \$449              | \$468                | \$458                | \$445                | \$506                | \$521                | \$527                | \$511            | ...              | ...                                | \$463          |
| <b>Not mortgaged</b> .....  | <b>1 097</b>             | <b>111</b>        | <b>129</b>         | <b>102</b>           | <b>74</b>            | <b>123</b>           | <b>91</b>            | <b>242</b>           | <b>182</b>           | <b>43</b>        | <b>20 440</b>    | <b>22 405</b>                      | <b>82</b>      |
| Less than \$50 .....  | 11                       | —                 | —                  | —                    | —                    | 11                   | —                    | —                    | —                    | —                | 16 250           | 15 005                             | —              |
| \$50 to \$74 .....  | —                        | —                 | —                  | —                    | —                    | —                    | —                    | —                    | —                    | —                | —                | —                                  | —              |
| \$75 to \$99 .....  | —                        | —                 | —                  | —                    | —                    | —                    | —                    | —                    | —                    | —                | —                | —                                  | —              |
| \$100 to \$124 .....  | 13                       | 4                 | 9                  | —                    | —                    | —                    | —                    | —                    | —                    | —                | 5 694            | 5 812                              | 4              |
| \$125 to \$149 .....  | 29                       | —                 | —                  | —                    | —                    | —                    | —                    | 21                   | 8                    | —                | 26 726           | 28 310                             | —              |
| \$150 to \$199 .....  | 136                      | 40                | 32                 | 18                   | 5                    | 7                    | 18                   | 16                   | —                    | —                | 9 000            | 11 285                             | 22             |
| \$200 to \$249 .....  | 230                      | 26                | 21                 | 24                   | 39                   | 38                   | 11                   | 44                   | 27                   | —                | 15 446           | 18 530                             | 27             |
| \$250 or more .....   | 678                      | 41                | 67                 | 60                   | 30                   | 67                   | 62                   | 161                  | 147                  | 43               | 25 345           | 26 136                             | 29             |
| Median .....  | \$250+                   | \$222             | \$250+             | \$250+               | \$241                | \$250+               | \$250+               | \$250+               | \$250+               | \$250+           | ...              | ...                                | \$228          |
| <b>MORTGAGE STATUS AND SELECTED MONTHLY OWNER COSTS AS PERCENTAGE OF HOUSEHOLD INCOME IN 1979</b> |                          |                   |                    |                      |                      |                      |                      |                      |                      |                  |                  |                                    |                |
| <b>With a mortgage</b> .....  | <b>2 606</b>             | <b>149</b>        | <b>145</b>         | <b>137</b>           | <b>110</b>           | <b>289</b>           | <b>382</b>           | <b>625</b>           | <b>538</b>           | <b>231</b>       | <b>26 278</b>    | <b>27 891</b>                      | <b>149</b>     |
| Less than 15 percent .....  | 553                      | —                 | —                  | —                    | —                    | 24                   | 14                   | 80                   | 213                  | 222              | 44 607           | 46 676                             | —              |
| 15 to 19 percent .....  | 481                      | —                 | —                  | 7                    | —                    | 11                   | 35                   | 172                  | 247                  | 9                | 35 401           | 34 694                             | —              |
| 20 to 24 percent .....  | 368                      | —                 | 3                  | 5                    | 5                    | 31                   | 97                   | 156                  | 71                   | —                | 27 717           | 27 744                             | —              |
| 25 to 29 percent .....  | 317                      | —                 | —                  | 6                    | 15                   | 46                   | 110                  | 140                  | —                    | —                | 24 075           | 24 203                             | —              |
| 30 to 34 percent .....  | 239                      | —                 | —                  | 13                   | 9                    | 90                   | 68                   | 59                   | —                    | —                | 20 417           | 21 032                             | —              |
| 35 percent or more .....  | 608                      | 116               | 142                | 106                  | 81                   | 87                   | 58                   | 18                   | —                    | —                | 11 085           | 11 443                             | 116            |
| Not computed .....  | 40                       | 33                | —                  | —                    | —                    | —                    | —                    | 7                    | —                    | —                | 2500—            | 7 961                              | 33             |
| Median .....  | 23.4                     | 50+               | 50+                | 48.6                 | 39.2                 | 31.8                 | 27.0                 | 21.9                 | 16.1                 | 11.0             | ...              | ...                                | 50+            |
| <b>Not mortgaged</b> .....  | <b>1 097</b>             | <b>111</b>        | <b>129</b>         | <b>102</b>           | <b>74</b>            | <b>123</b>           | <b>91</b>            | <b>242</b>           | <b>182</b>           | <b>43</b>        | <b>20 440</b>    | <b>22 405</b>                      | <b>82</b>      |
| Less than 10 percent .....  | 216                      | —                 | —                  | —                    | —                    | 7                    | 7                    | 42                   | 120                  | 36               | 41 114           | 41 221                             | —              |
| 10 to 14 percent .....  | 219                      | —                 | —                  | —                    | —                    | 11                   | 26                   | 135                  | 44                   | 7                | 28 321           | 30 511                             | —              |
| 15 to 19 percent .....  | 153                      | —                 | —                  | 11                   | 5                    | 44                   | 28                   | 47                   | 18                   | —                | 22 171           | 23 578                             | 7              |
| 20 to 24 percent .....  | 172                      | —                 | —                  | 19                   | 26                   | 48                   | 38                   | 23                   | 18                   | —                | 14 635           | 15 680                             | 4              |
| 25 to 29 percent .....  | 47                       | —                 | —                  | 12                   | 13                   | 14                   | 11                   | 7                    | —                    | —                | 13 125           | 13 278                             | 4              |
| 30 to 34 percent .....  |                          |                   |                    |                      |                      |                      |                      |                      |                      |                  |                  |                                    |                |



Table B—4. Income and Poverty Status in 1979 of Renter-Occupied Housing Units: 1980

[Data are estimates based on a sample, see Introduction. For meaning of symbols, see Introduction. For definitions of terms, see appendixes A and B]

| East Orange city  | Household income in 1979 |                   |                    |                      |                      |                      |                      |                      |                      |                  |                  | Income in 1979 below poverty level |                |
|---|--------------------------|-------------------|--------------------|----------------------|----------------------|----------------------|----------------------|----------------------|----------------------|------------------|------------------|------------------------------------|----------------|
|   | Total                    | Less than \$5,000 | \$5,000 to \$9,999 | \$10,000 to \$12,499 | \$12,500 to \$14,999 | \$15,000 to \$19,999 | \$20,000 to \$24,999 | \$25,000 to \$34,999 | \$35,000 to \$49,999 | \$50,000 or more | Median (dollars) |                                    | Mean (dollars) |
| <b>Renter-occupied housing units</b> .....                  | <b>21 683</b>            | <b>4 975</b>      | <b>4 575</b>       | <b>2 559</b>         | <b>1 689</b>         | <b>2 795</b>         | <b>2 037</b>         | <b>2 037</b>         | <b>676</b>           | <b>340</b>       | <b>11 262</b>    | <b>13 766</b>                      | <b>5 082</b>   |
| <b>HOUSEHOLD TYPE AND AGE OF HOUSEHOLDER</b>                |                          |                   |                    |                      |                      |                      |                      |                      |                      |                  |                  |                                    |                |
| <b>Married-couple families</b> .....                        | <b>5 869</b>             | <b>547</b>        | <b>887</b>         | <b>554</b>           | <b>441</b>           | <b>821</b>           | <b>950</b>           | <b>1 091</b>         | <b>367</b>           | <b>211</b>       | <b>17 412</b>    | <b>19 652</b>                      | <b>695</b>     |
| 15 to 24 years .....  | 468                      | 41                | 115                | 86                   | 37                   | 55                   | 73                   | 49                   | —                    | 12               | 12 267           | 14 906                             | 95             |
| 25 to 34 years .....  | 1 839                    | 174               | 207                | 147                  | 142                  | 280                  | 346                  | 390                  | 109                  | 44               | 18 708           | 19 822                             | 235            |
| 35 to 44 years .....  | 1 233                    | 74                | 92                 | 93                   | 124                  | 203                  | 216                  | 289                  | 108                  | 34               | 20 748           | 21 347                             | 93             |
| 45 to 64 years .....  | 1 500                    | 133               | 175                | 103                  | 122                  | 207                  | 257                  | 312                  | 108                  | 83               | 20 163           | 21 797                             | 171            |
| 65 years and over .....                                     | 829                      | 125               | 298                | 125                  | 16                   | 76                   | 58                   | 51                   | 42                   | 38               | 9 874            | 15 549                             | 101            |
| <b>Male householder, no wife present</b> .....              | <b>4 749</b>             | <b>887</b>        | <b>933</b>         | <b>577</b>           | <b>392</b>           | <b>776</b>           | <b>509</b>           | <b>402</b>           | <b>194</b>           | <b>79</b>        | <b>12 403</b>    | <b>14 493</b>                      | <b>797</b>     |
| 15 to 24 years .....  | 677                      | 120               | 208                | 93                   | 69                   | 87                   | 49                   | 40                   | —                    | 11               | 10 282           | 11 847                             | 144            |
| 25 to 34 years .....  | 1 442                    | 175               | 301                | 215                  | 124                  | 242                  | 177                  | 105                  | 88                   | 15               | 13 105           | 14 944                             | 192            |
| 35 to 44 years .....  | 824                      | 98                | 87                 | 117                  | 56                   | 208                  | 97                   | 110                  | 44                   | 7                | 16 286           | 17 526                             | 118            |
| 45 to 64 years .....  | 1 253                    | 253               | 156                | 113                  | 122                  | 228                  | 170                  | 147                  | 50                   | 14               | 14 641           | 15 471                             | 215            |
| 65 years and over .....                                     | 553                      | 241               | 181                | 39                   | 21                   | 11                   | 16                   | —                    | 12                   | 32               | 5 657            | 9 820                              | 128            |
| <b>Female householder, no husband present</b> .....         | <b>11 065</b>            | <b>3 541</b>      | <b>2 755</b>       | <b>1 428</b>         | <b>856</b>           | <b>1 198</b>         | <b>578</b>           | <b>544</b>           | <b>115</b>           | <b>50</b>        | <b>8 424</b>     | <b>10 323</b>                      | <b>3 590</b>   |
| 15 to 24 years .....  | 1 265                    | 499               | 351                | 137                  | 104                  | 124                  | 30                   | 15                   | —                    | 5                | 6 589            | 8 208                              | 575            |
| 25 to 34 years .....  | 2 890                    | 699               | 701                | 538                  | 199                  | 464                  | 147                  | 101                  | 25                   | 16               | 10 209           | 10 838                             | 918            |
| 35 to 44 years .....  | 2 095                    | 523               | 604                | 210                  | 239                  | 209                  | 144                  | 149                  | 17                   | —                | 9 326            | 11 115                             | 792            |
| 45 to 64 years .....  | 2 618                    | 667               | 588                | 376                  | 248                  | 279                  | 196                  | 232                  | 17                   | 15               | 10 359           | 11 921                             | 644            |
| 65 years and over .....                                     | 2 197                    | 1 153             | 511                | 167                  | 66                   | 122                  | 61                   | 47                   | 56                   | 14               | 4 843            | 8 255                              | 661            |
| <b>Median age</b> .....                                     | <b>39.8</b>              | <b>46.6</b>       | <b>39.4</b>        | <b>36.4</b>          | <b>38.0</b>          | <b>36.9</b>          | <b>38.9</b>          | <b>40.7</b>          | <b>42.4</b>          | <b>49.2</b>      | <b>...</b>       | <b>...</b>                         | <b>38.2</b>    |
| <b>YEAR HOUSEHOLDER MOVED INTO UNIT</b>                     |                          |                   |                    |                      |                      |                      |                      |                      |                      |                  |                  |                                    |                |
| 1979 to March 1980 .....                                    | 6 212                    | 1 372             | 1 429              | 785                  | 544                  | 974                  | 497                  | 413                  | 134                  | 64               | 10 971           | 12 619                             | 1 609          |
| 1975 to 1978 .....  | 8 002                    | 1 959             | 1 575              | 965                  | 571                  | 919                  | 817                  | 799                  | 273                  | 124              | 11 210           | 13 959                             | 1 940          |
| 1970 to 1974 .....  | 4 040                    | 903               | 848                | 417                  | 365                  | 532                  | 375                  | 450                  | 118                  | 32               | 11 613           | 13 487                             | 892            |
| 1960 to 1969 .....  | 2 518                    | 568               | 476                | 263                  | 168                  | 283                  | 263                  | 298                  | 101                  | 98               | 12 044           | 16 193                             | 491            |
| 1959 or earlier .....                                       | 911                      | 173               | 247                | 129                  | 41                   | 87                   | 85                   | 77                   | 50                   | 22               | 10 688           | 14 434                             | 150            |
| <b>PLUMBING FACILITIES BY PERSONS PER ROOM</b>              |                          |                   |                    |                      |                      |                      |                      |                      |                      |                  |                  |                                    |                |
| <b>Complete plumbing for exclusive use</b> .....            | <b>20 948</b>            | <b>4 849</b>      | <b>4 354</b>       | <b>2 485</b>         | <b>1 637</b>         | <b>2 648</b>         | <b>2 003</b>         | <b>1 994</b>         | <b>638</b>           | <b>340</b>       | <b>11 279</b>    | <b>13 801</b>                      | <b>4 941</b>   |
| 0.50 or less .....  | 10 367                   | 2 721             | 2 224              | 1 283                | 809                  | 1 363                | 809                  | 685                  | 299                  | 170              | 10 465           | 12 950                             | 2 107          |
| 0.51 to 1.00 .....  | 9 386                    | 1 932             | 1 813              | 1 101                | 727                  | 1 129                | 1 040                | 1 189                | 309                  | 146              | 12 153           | 14 679                             | 2 350          |
| 1.01 to 1.50 .....  | 865                      | 133               | 241                | 62                   | 48                   | 113                  | 129                  | 108                  | 11                   | 20               | 12 359           | 14 828                             | 367            |
| 1.51 or more .....  | 330                      | 63                | 76                 | 39                   | 53                   | 43                   | 25                   | 12                   | 19                   | —                | 11 667           | 12 878                             | 117            |
| <b>Lacking complete plumbing for exclusive use</b> .....    | <b>735</b>               | <b>126</b>        | <b>221</b>         | <b>74</b>            | <b>52</b>            | <b>147</b>           | <b>34</b>            | <b>43</b>            | <b>38</b>            | <b>—</b>         | <b>10 693</b>    | <b>12 776</b>                      | <b>141</b>     |
| 0.50 or less .....  | 298                      | 48                | 110                | 16                   | 35                   | 42                   | 11                   | 30                   | 6                    | —                | 9 167            | 12 054                             | 38             |
| 0.51 to 1.00 .....  | 375                      | 69                | 93                 | 53                   | 17                   | 83                   | 23                   | 5                    | 32                   | —                | 11 203           | 13 219                             | 82             |
| 1.01 to 1.50 .....  | 27                       | 9                 | 12                 | —                    | —                    | 6                    | —                    | —                    | —                    | —                | 5 938            | 7 582                              | 21             |
| 1.51 or more .....  | 35                       | —                 | 6                  | 5                    | —                    | 16                   | —                    | 8                    | —                    | —                | 16 016           | 18 183                             | —              |
| <b>SELECTED CHARACTERISTICS</b>                             |                          |                   |                    |                      |                      |                      |                      |                      |                      |                  |                  |                                    |                |
| <b>Heating equipment</b> .....                              | <b>21 675</b>            | <b>4 967</b>      | <b>4 575</b>       | <b>2 559</b>         | <b>1 689</b>         | <b>2 795</b>         | <b>2 037</b>         | <b>2 037</b>         | <b>676</b>           | <b>340</b>       | <b>11 266</b>    | <b>13 770</b>                      | <b>5 074</b>   |
| Central heating system .....                                | 20 278                   | 4 524             | 4 258              | 2 426                | 1 585                | 2 655                | 1 943                | 1 948                | 636                  | 303              | 11 398           | 13 850                             | 4 611          |
| <b>Air conditioning</b> .....                               | <b>9 527</b>             | <b>1 821</b>      | <b>1 675</b>       | <b>1 041</b>         | <b>739</b>           | <b>1 414</b>         | <b>1 045</b>         | <b>1 172</b>         | <b>397</b>           | <b>223</b>       | <b>13 266</b>    | <b>15 968</b>                      | <b>1 494</b>   |
| Central system .....  | 2 944                    | 782               | 499                | 303                  | 161                  | 291                  | 266                  | 361                  | 150                  | 131              | 11 576           | 16 747                             | 536            |
| <b>Vehicles available</b> .....                             | <b>12 581</b>            | <b>1 586</b>      | <b>1 873</b>       | <b>1 536</b>         | <b>1 184</b>         | <b>2 029</b>         | <b>1 714</b>         | <b>1 779</b>         | <b>597</b>           | <b>283</b>       | <b>15 224</b>    | <b>17 274</b>                      | <b>1 713</b>   |
| 1 .....   | 10 242                   | 1 406             | 1 722              | 1 404                | 1 043                | 1 724                | 1 302                | 1 154                | 350                  | 137              | 13 912           | 15 642                             | 1 491          |
| 2 or more .....   | 2 339                    | 180               | 151                | 132                  | 141                  | 305                  | 412                  | 625                  | 247                  | 146              | 23 027           | 24 424                             | 222            |
| <b>House heating fuel</b> .....                             | <b>21 675</b>            | <b>4 967</b>      | <b>4 575</b>       | <b>2 559</b>         | <b>1 689</b>         | <b>2 795</b>         | <b>2 037</b>         | <b>2 037</b>         | <b>676</b>           | <b>340</b>       | <b>11 266</b>    | <b>13 770</b>                      | <b>5 074</b>   |
| Utility gas .....   | 5 050                    | 975               | 1 048              | 708                  | 317                  | 792                  | 526                  | 486                  | 121                  | 77               | 11 773           | 13 999                             | 1 112          |
| Bottled, tank, or LP gas .....                              | 277                      | 27                | 80                 | —                    | 53                   | 40                   | 22                   | 13                   | 33                   | 9                | 13 986           | 19 382                             | 26             |
| Electricity .....   | 1 191                    | 345               | 275                | 101                  | 69                   | 160                  | 93                   | 120                  | 28                   | —                | 9 506            | 12 083                             | 325            |
| Fuel oil, kerosene, etc. .....                              | 14 955                   | 3 553             | 3 155              | 1 741                | 1 250                | 1 781                | 1 374                | 1 381                | 466                  | 254              | 11 105           | 13 682                             | 3 566          |
| Other .....   | 202                      | 67                | 17                 | 9                    | —                    | 22                   | 22                   | 37                   | 28                   | —                | 15 909           | 16 801                             | 45             |
| <b>Median rooms</b> .....                                   | <b>3.6</b>               | <b>3.2</b>        | <b>3.6</b>         | <b>3.3</b>           | <b>3.4</b>           | <b>3.8</b>           | <b>4.0</b>           | <b>4.4</b>           | <b>4.4</b>           | <b>4.8</b>       | <b>...</b>       | <b>...</b>                         | <b>3.6</b>     |
| <b>Specified renter-occupied housing units</b> .....        | <b>21 625</b>            | <b>4 975</b>      | <b>4 559</b>       | <b>2 559</b>         | <b>1 689</b>         | <b>2 791</b>         | <b>2 034</b>         | <b>2 002</b>         | <b>676</b>           | <b>340</b>       | <b>11 249</b>    | <b>13 744</b>                      | <b>5 066</b>   |
| <b>CONTRACT RENT</b>  |                          |                   |                    |                      |                      |                      |                      |                      |                      |                  |                  |                                    |                |
| Less than \$100 .....                                       | 1 096                    | 874               | 141                | 23                   | 10                   | 13                   | 12                   | 18                   | —                    | 5                | 3 740            | 4 761                              | 559            |
| \$100 to \$149 .....  | 1 112                    | 343               | 396                | 119                  | 41                   | 83                   | 42                   | 48                   | 12                   | 28               | 6 965            | 9 967                              | 301            |
| \$150 to \$199 .....  | 3 624                    | 778               | 936                | 649                  | 308                  | 389                  | 250                  | 215                  | 72                   | 27               | 10 378           | 11 806                             | 759            |
| \$200 to \$249 .....  | 7 189                    | 1 703             | 1 697              | 900                  | 663                  | 940                  | 588                  | 496                  | 159                  | 43               | 10 540           | 12 317                             | 1 771          |
| \$250 to \$299 .....  | 5 011                    | 836               | 917                | 564                  | 490                  | 755                  | 663                  | 628                  | 119                  | 39               | 13 462           | 14 817                             | 1 046          |
| \$300 to \$349 .....  | 1 863                    | 254               | 290                | 154                  | 118                  | 355                  | 283                  | 269                  | 110                  | 30               | 16 437           | 17 350                             | 403            |
| \$350 to \$399 .....  | 695                      | 62                | 103                | 69                   | 31                   | 116                  | 83                   | 163                  | 56                   | 12               | 18 786           | 19 576                             | 94             |
| \$400 to \$499 .....  | 501                      | 23                | 56                 | 50                   | 23                   | 56                   | 60                   | 95                   | 99                   | 39               | 23 542           | 27 212                             | 27             |
| \$500 or more .....   | 322                      | 67                | 5                  | 12                   | 5                    | 19                   | 12                   | 55                   | 49                   | 98               | 32 112           | 37 014                             | 61             |
| No cash rent .....  | 212                      | 35                | 18                 | 19                   | —                    | 65                   | 41                   | 15                   | —                    | 19               | 17 652           | 18 235                             | 45             |
| <b>Median</b> .....   | <b>\$235</b>             | <b>\$215</b>      | <b>\$227</b>       | <b>\$224</b>         | <b>\$236</b>         | <b>\$247</b>         | <b>\$257</b>         | <b>\$264</b>         | <b>\$292</b>         | <b>\$331</b>     | <b>...</b>       | <b>...</b>                         | <b>\$228</b>   |
| <b>GROSS RENT</b>   |                          |                   |                    |                      |                      |                      |                      |                      |                      |                  |                  |                                    |                |
| Less than \$100 .....                                       | 990                      | 807               | 135                | 8                    | 10                   | 13                   | 12                   | —                    | —                    | 5                | 3 693            | 4 287                              | 525            |
| \$100 to \$149 .....  | 612                      | 285               | 195                | 44                   | 17                   | 28                   | 8                    | 31                   | 4                    | —                | 5 302            | 7 315                              | 200            |
| \$150 to \$199 .....  | 1 774                    | 420               | 573                | 251                  | 175                  | 128                  | 96                   | 80                   | 8                    | 43               | 9 120            | 11 062                             | 385            |
| \$200 to \$249 .....  | 5 167                    | 1 288             | 1 204              | 933                  | 468                  | 599                  | 349                  | 260                  | 57                   | 9                | 10 245           | 11 119                             | 1 189          |
| \$250 to \$299 .....  | 5 935                    | 1 233             | 1 339              | 688                  | 482                  | 856                  | 610                  | 508                  | 154                  | 65               | 11 437           | 13 459                             | 1 390          |
| \$300 to \$349 .....  | 3 530                    | 524               | 652                | 282                  | 358                  | 608                  | 467                  | 484                  | 124                  | 31               | 14 644           | 15 531                             | 793            |
| \$350 to \$399 .....  | 1 806                    | 249               | 262                | 183                  | 130                  | 296                  | 345                  | 345                  | 113                  | 20               | 16 183           | 17 558                             | 346            |
| \$400 to \$499 .....  | 1 185                    | 54                | 167                | 115                  | 44                   | 168                  | 231                  | 211                  | 156                  | 39               | 21 171           | 22 971                             | 110            |
| \$500 or more .....   | 414                      | 80                | 14                 | 36                   | 5                    | 30                   | 12                   | 68                   | 60                   | 109              | 28 750           | 33 636                             | 83             |
| No cash rent .....  | 212                      | 35                | 18                 | 19                   | —                    | 65                   | 41                   | 15                   | —                    | 19               | 17 652           | 18 235                             | 45             |
| <b>Median</b> .....   | <b>\$268</b>             | <b>\$238</b>      | <b>\$256</b>       | <b>\$252</b>         | <b>\$269</b>         | <b>\$284</b>         | <b>\$294</b>         | <b>\$312</b>         | <b>\$346</b>         | <b>\$369</b>     | <b>...</b>       | <b>...</b>                         | <b>\$257</b>   |
| <b>GROSS RENT AS PERCENTAGE OF HOUSEHOLD INCOME IN 1979</b> |                          |                   |                    |                      |                      |                      |                      |                      |                      |                  |                  |                                    |                |
| Less than 15 percent .....                                  | 3 355                    | 32                | 69                 | 16                   | 44                   | 254                  | 619                  | 1 390                | 610                  | 321              | 29 060           | 31 665                             | 23             |
| 15 to 19 percent .....                                      | 3 222                    | 100               | 100                | 191                  | 316                  |                      |                      |                      |                      |                  |                  |                                    |                |

Table B-5. Selected Monthly Owner Costs for Mortgaged Housing Units: 1980

[Data are estimates based on a sample, see Introduction. For meaning of symbols, see Introduction. For definitions of terms, see appendixes A and B.]

| East Orange city  | Total        | Less than \$200 | \$200 to \$249 | \$250 to \$299 | \$300 to \$349 | \$350 to \$399 | \$400 to \$499 | \$500 to \$599 | \$600 to \$749 | \$750 or more | Median (dollars) |
|---|--------------|-----------------|----------------|----------------|----------------|----------------|----------------|----------------|----------------|---------------|------------------|
| <b>Specified owner-occupied housing units</b> .....                           | <b>2 606</b> | <b>76</b>       | <b>22</b>      | <b>88</b>      | <b>180</b>     | <b>274</b>     | <b>702</b>     | <b>668</b>     | <b>514</b>     | <b>82</b>     | <b>495</b>       |
| <b>PERSONS IN UNIT</b>  |              |                 |                |                |                |                |                |                |                |               |                  |
| 1 person .....  | 144          | 23              | —              | 9              | 31             | 23             | 23             | 12             | 23             | —             | 370              |
| 2 persons .....   | 336          | 8               | 13             | 19             | 38             | 23             | 123            | 47             | 60             | 5             | 453              |
| 3 persons .....   | 451          | 4               | 9              | 19             | 24             | 83             | 135            | 72             | 91             | 14            | 468              |
| 4 persons .....   | 674          | 20              | —              | 13             | 41             | 88             | 180            | 199            | 126            | 7             | 498              |
| 5 persons .....   | 432          | —               | —              | 20             | —              | 40             | 125            | 139            | 91             | 17            | 522              |
| 6 persons .....   | 248          | 14              | —              | —              | 17             | 7              | 63             | 97             | 46             | 4             | 524              |
| 7 persons .....   | 177          | —               | —              | —              | 23             | 10             | 29             | 42             | 59             | 14            | 563              |
| 8 or more persons .....   | 144          | 7               | —              | 8              | 6              | —              | 24             | 60             | 18             | 21            | 545              |
| Median .....  | 4.05         | 3.65            | 2.35           | 3.34           | 3.38           | 3.59           | 3.89           | 4.53           | 4.16           | 5.38          | ...              |
| <b>HOUSEHOLD TYPE AND AGE OF HOUSEHOLDER</b>                                  |              |                 |                |                |                |                |                |                |                |               |                  |
| <b>Married-couple families</b> .....  | <b>1 941</b> | <b>46</b>       | <b>22</b>      | <b>48</b>      | <b>135</b>     | <b>201</b>     | <b>499</b>     | <b>538</b>     | <b>393</b>     | <b>59</b>     | <b>504</b>       |
| 15 to 24 years .....  | 8            | —               | —              | —              | —              | —              | —              | —              | 8              | —             | 675              |
| 25 to 34 years .....  | 190          | 22              | —              | 4              | —              | 18             | 77             | 54             | 15             | —             | 479              |
| 35 to 44 years .....  | 683          | 7               | 7              | —              | 53             | 61             | 150            | 190            | 175            | 40            | 533              |
| 45 to 64 years .....  | 917          | 12              | 15             | 20             | 57             | 105            | 246            | 255            | 188            | 19            | 501              |
| 65 years and over .....   | 143          | 5               | —              | 24             | 25             | 17             | 26             | 39             | 7              | —             | 401              |
| <b>Male householder, no wife present</b> .....                                | <b>154</b>   | <b>12</b>       | <b>—</b>       | <b>3</b>       | <b>13</b>      | <b>31</b>      | <b>43</b>      | <b>22</b>      | <b>30</b>      | <b>—</b>      | <b>425</b>       |
| 15 to 24 years .....  | —            | —               | —              | —              | —              | —              | —              | —              | —              | —             | —                |
| 25 to 34 years .....  | 62           | 4               | —              | 3              | —              | 8              | 16             | 17             | 14             | —             | 475              |
| 35 to 44 years .....  | 41           | 8               | —              | —              | —              | 13             | 20             | —              | —              | —             | 398              |
| 45 to 64 years .....  | 46           | —               | —              | —              | 8              | 10             | 7              | 5              | 16             | —             | 436              |
| 65 years and over .....   | 5            | —               | —              | —              | 5              | —              | —              | —              | —              | —             | 325              |
| <b>Female householder, no husband present</b> .....                           | <b>511</b>   | <b>18</b>       | <b>—</b>       | <b>37</b>      | <b>32</b>      | <b>42</b>      | <b>160</b>     | <b>108</b>     | <b>91</b>      | <b>23</b>     | <b>479</b>       |
| 15 to 24 years .....  | 6            | —               | —              | 6              | —              | —              | —              | —              | —              | —             | 275              |
| 25 to 34 years .....  | 65           | —               | —              | —              | —              | —              | 34             | 27             | —              | 4             | 496              |
| 35 to 44 years .....  | 160          | 3               | —              | 8              | —              | 7              | 60             | 22             | 60             | 7             | 509              |
| 45 to 64 years .....  | 157          | —               | —              | 23             | 11             | 17             | 44             | 41             | 7              | 14            | 463              |
| 65 years and over .....   | 123          | 15              | —              | —              | 21             | 18             | 22             | 18             | 24             | 5             | 423              |
| Median age .....  | 46.3         | 42.0            | 51.3           | 60.2           | 52.3           | 50.7           | 44.8           | 46.0           | 44.5           | 44.6          | ...              |
| <b>YEAR HOUSEHOLDER MOVED INTO UNIT</b>                                       |              |                 |                |                |                |                |                |                |                |               |                  |
| 1979 to March 1980 .....  | 196          | —               | —              | —              | 6              | 6              | 60             | 45             | 68             | 11            | 558              |
| 1975 to 1978 .....  | 557          | 30              | —              | 16             | —              | 50             | 134            | 171            | 129            | 27            | 528              |
| 1970 to 1974 .....  | 831          | 10              | —              | 19             | 76             | 42             | 228            | 277            | 145            | 34            | 515              |
| 1960 to 1969 .....  | 777          | 16              | 15             | 36             | 56             | 154            | 204            | 143            | 148            | 5             | 449              |
| 1959 or earlier .....   | 245          | 20              | 7              | 17             | 42             | 22             | 76             | 32             | 24             | 5             | 421              |
| <b>ROOMS</b>  |              |                 |                |                |                |                |                |                |                |               |                  |
| 1 to 3 rooms .....  | 13           | —               | —              | —              | —              | —              | —              | 13             | —              | —             | 550              |
| 4 rooms .....   | 24           | —               | —              | —              | —              | 6              | 9              | —              | 9              | —             | 483              |
| 5 rooms .....   | 218          | 8               | —              | 5              | 22             | 63             | 62             | 17             | 41             | —             | 437              |
| 6 rooms .....   | 549          | 15              | 7              | 34             | 37             | 92             | 239            | 95             | 30             | —             | 433              |
| 7 rooms .....   | 612          | 25              | 6              | 32             | 10             | 47             | 156            | 200            | 131            | 5             | 515              |
| 8 or more rooms .....   | 1 190        | 28              | 9              | 17             | 111            | 66             | 236            | 343            | 303            | 77            | 537              |
| Median .....  | 7.3          | 7.1             | 7.2            | 6.7            | 8.3            | 6.2            | 6.8            | 7.6            | 8.0            | 8.5+          | ...              |
| <b>YEAR STRUCTURE BUILT</b>   |              |                 |                |                |                |                |                |                |                |               |                  |
| 1975 to March 1980 .....  | 11           | —               | —              | —              | —              | —              | —              | —              | 11             | —             | 675              |
| 1970 to 1974 .....  | 38           | —               | —              | 7              | —              | 7              | 10             | —              | 14             | —             | 436              |
| 1960 to 1969 .....  | 89           | 15              | —              | 4              | 22             | 9              | 20             | 13             | 6              | —             | 369              |
| 1950 to 1959 .....  | 224          | 12              | —              | —              | 5              | 41             | 70             | 76             | 20             | —             | 479              |
| 1940 to 1949 .....  | 737          | 22              | 7              | 4              | 51             | 94             | 212            | 193            | 135            | 19            | 491              |
| 1939 or earlier .....   | 1 507        | 27              | 15             | 73             | 102            | 123            | 390            | 386            | 328            | 63            | 506              |
| <b>VALUE</b>  |              |                 |                |                |                |                |                |                |                |               |                  |
| Less than \$10,000 .....  | 15           | 7               | —              | 8              | —              | —              | —              | —              | —              | —             | 253              |
| \$10,000 to \$19,999 .....  | 161          | 5               | —              | 14             | 16             | 17             | 45             | 52             | 12             | —             | 479              |
| \$20,000 to \$29,999 .....  | 651          | 16              | 6              | 22             | 102            | 74             | 162            | 176            | 83             | 10            | 465              |
| \$30,000 to \$39,999 .....  | 713          | 8               | 9              | 17             | 11             | 104            | 271            | 198            | 85             | 10            | 478              |
| \$40,000 to \$49,999 .....  | 650          | 8               | —              | 16             | 29             | 61             | 182            | 138            | 191            | 25            | 521              |
| \$50,000 to \$59,999 .....  | 274          | 21              | 7              | 4              | 13             | 7              | 33             | 75             | 95             | 19            | 569              |
| \$60,000 to \$79,999 .....  | 102          | 3               | —              | 7              | —              | 11             | 9              | 29             | 25             | 18            | 572              |
| \$80,000 to \$99,999 .....  | 26           | 8               | —              | —              | —              | —              | —              | —              | —              | —             | 328              |
| \$100,000 to \$149,999 .....  | —            | —               | —              | —              | —              | —              | —              | —              | —              | —             | —                |
| \$150,000 or more .....   | 14           | —               | —              | —              | —              | —              | —              | —              | 14             | —             | 675              |
| Median .....  | \$36 900     | \$41 300        | \$32 800       | \$28 800       | \$26 800       | \$33 300       | \$35 600       | \$36 100       | \$43 700       | \$47 100      | ...              |
| <b>SELECTED MONTHLY OWNER COSTS AS PERCENTAGE OF HOUSEHOLD INCOME IN 1979</b> |              |                 |                |                |                |                |                |                |                |               |                  |
| Less than 15 percent .....  | 553          | 39              | 16             | 30             | 52             | 97             | 176            | 60             | 83             | —             | 421              |
| 15 to 19 percent .....  | 481          | 7               | 6              | 15             | 34             | 29             | 130            | 201            | 50             | 9             | 510              |
| 20 to 24 percent .....  | 368          | 8               | —              | 16             | 20             | 77             | 80             | 89             | 52             | 26            | 482              |
| 25 to 29 percent .....  | 317          | —               | —              | 6              | 15             | 24             | 59             | 114            | 94             | 5             | 548              |
| 30 to 34 percent .....  | 239          | —               | —              | —              | 18             | 4              | 63             | 73             | 56             | 25            | 547              |
| 35 percent or more .....  | 608          | —               | —              | 21             | 41             | 43             | 194            | 123            | 169            | 17            | 504              |
| Not computed .....  | 40           | 22              | —              | —              | —              | —              | —              | 8              | 10             | —             | 143              |
| Median .....  | 23.4         | 10—             | 12.2           | 19.7           | 21.0           | 20.7           | 22.8           | 23.9           | 28.6           | 30.2          | ...              |
| <b>SELECTED CHARACTERISTICS</b>   |              |                 |                |                |                |                |                |                |                |               |                  |
| <b>Heating equipment</b> .....  | <b>2 606</b> | <b>76</b>       | <b>22</b>      | <b>88</b>      | <b>180</b>     | <b>274</b>     | <b>702</b>     | <b>668</b>     | <b>514</b>     | <b>82</b>     | <b>495</b>       |
| Steam or hot water system .....   | 1 961        | 34              | 13             | 50             | 87             | 155            | 568            | 544            | 440            | 70            | 514              |
| Central warm-air furnace or electric heat pump .....                          | 363          | 23              | 9              | 21             | 56             | 86             | 69             | 78             | 9              | 12            | 392              |
| Other built-in electric units .....   | 30           | —               | —              | —              | —              | —              | —              | —              | 30             | —             | 675              |
| Floor, wall, or pipeless furnace .....  | 22           | —               | —              | 7              | 10             | —              | 5              | —              | —              | —             | 320              |
| Other means .....   | 230          | 19              | —              | 10             | 27             | 33             | 60             | 46             | 35             | —             | 443              |
| <b>Air conditioning</b> .....   | <b>1 639</b> | <b>39</b>       | <b>7</b>       | <b>49</b>      | <b>96</b>      | <b>221</b>     | <b>471</b>     | <b>368</b>     | <b>356</b>     | <b>32</b>     | <b>488</b>       |
| Central system .....  | 159          | 29              | 7              | 11             | 13             | 9              | 27             | 40             | 14             | 9             | 466              |
| 1 or more individual room units .....   | 1 480        | 10              | —              | 38             | 83             | 212            | 444            | 328            | 342            | 23            | 490              |
| <b>House heating fuel</b> .....   | <b>2 606</b> | <b>76</b>       | <b>22</b>      | <b>88</b>      | <b>180</b>     | <b>274</b>     | <b>702</b>     | <b>668</b>     | <b>514</b>     | <b>82</b>     | <b>495</b>       |
| Utility gas .....   | 1 066        | 35              | 7              | 43             | 86             | 125            | 312            | 255            | 196            | 7             | 478              |
| Bottled, tank, or LP gas .....  | 29           | —               | —              | —              | —              | —              | 11             | 13             | 5              | —             | 527              |
| Electricity .....   | 66           | 15              | —              | —              | 5              | —              | 16             | —              | 30             | —             | 391              |
| Fuel oil, kerosene, etc. .....  | 1 405        | 26              | 15             | 35             | 73             | 133            | 371            | 394            | 283            | 75            | 513              |
| Other .....   | 40           | —               | —              | 10             | 16             | —              | 8              | 6              | —              | —             | 331              |



Table B—6. Selected Monthly Owner Costs for Not Mortgaged Housing Units: 1980

[Data are estimates based on a sample, see Introduction. For meaning of symbols, see Introduction. For definitions of terms, see appendixes A and B]

East Orange city

|   | Total        | Less than \$50 | \$50 to \$74 | \$75 to \$99 | \$100 to \$124 | \$125 to \$149 | \$150 to \$199 | \$200 to \$249 | \$250 or more | Median (dollars) |
|---|--------------|----------------|--------------|--------------|----------------|----------------|----------------|----------------|---------------|------------------|
| <b>Specified owner-occupied housing units</b> -----                           | <b>1 097</b> | <b>11</b>      | <b>-</b>     | <b>-</b>     | <b>13</b>      | <b>29</b>      | <b>136</b>     | <b>230</b>     | <b>678</b>    | <b>250+</b>      |
| <b>PERSONS IN UNIT</b>  |              |                |              |              |                |                |                |                |               |                  |
| 1 person -----  | 171          | -              | -            | -            | 9              | -              | 51             | 25             | 86            | 250+             |
| 2 persons -----   | 416          | 11             | -            | -            | 4              | -              | 57             | 120            | 224           | 250+             |
| 3 persons -----   | 229          | -              | -            | -            | -              | 18             | 28             | 30             | 153           | 250+             |
| 4 persons -----   | 126          | -              | -            | -            | -              | -              | -              | 16             | 110           | 250+             |
| 5 persons -----   | 86           | -              | -            | -            | -              | 11             | -              | 23             | 52            | 250+             |
| 6 persons -----   | 40           | -              | -            | -            | -              | -              | -              | 16             | 24            | 250+             |
| 7 persons -----   | 18           | -              | -            | -            | -              | -              | -              | -              | 18            | 250+             |
| 8 or more persons -----   | 11           | -              | -            | -            | -              | -              | -              | -              | 11            | 250+             |
| Median -----  | 2.41         | 2.00           | -            | -            | 1.22           | 3.31           | 1.80           | 2.25           | 2.69          | ...              |
| <b>HOUSEHOLD TYPE AND AGE OF HOUSEHOLDER</b>                                  |              |                |              |              |                |                |                |                |               |                  |
| <b>Married-couple families</b> -----  | <b>569</b>   | <b>11</b>      | <b>-</b>     | <b>-</b>     | <b>-</b>       | <b>29</b>      | <b>37</b>      | <b>145</b>     | <b>347</b>    | <b>250+</b>      |
| 15 to 24 years -----  | -            | -              | -            | -            | -              | -              | -              | -              | -             | -                |
| 25 to 34 years -----  | 33           | -              | -            | -            | -              | 10             | -              | -              | 23            | 250+             |
| 35 to 44 years -----  | 55           | -              | -            | -            | -              | -              | -              | 15             | 40            | 250+             |
| 45 to 64 years -----  | 258          | -              | -            | -            | -              | 19             | -              | 58             | 171           | 250+             |
| 65 years and over -----   | 223          | 11             | -            | -            | -              | -              | -              | 37             | 113           | 250+             |
| <b>Male householder, no wife present</b> -----                                | <b>91</b>    | <b>-</b>       | <b>-</b>     | <b>-</b>     | <b>-</b>       | <b>-</b>       | <b>7</b>       | <b>9</b>       | <b>75</b>     | <b>250+</b>      |
| 15 to 24 years -----  | 4            | -              | -            | -            | -              | -              | -              | -              | 4             | 250+             |
| 25 to 34 years -----  | 5            | -              | -            | -            | -              | -              | -              | -              | 5             | 250+             |
| 35 to 44 years -----  | 7            | -              | -            | -            | -              | -              | -              | -              | 7             | 250+             |
| 45 to 64 years -----  | 41           | -              | -            | -            | -              | -              | 7              | 5              | 29            | 250+             |
| 65 years and over -----   | 34           | -              | -            | -            | -              | -              | -              | 4              | 30            | 250+             |
| <b>Female householder, no husband present</b> -----                           | <b>437</b>   | <b>-</b>       | <b>-</b>     | <b>-</b>     | <b>13</b>      | <b>-</b>       | <b>92</b>      | <b>76</b>      | <b>256</b>    | <b>250+</b>      |
| 15 to 24 years -----  | -            | -              | -            | -            | -              | -              | -              | -              | -             | -                |
| 25 to 34 years -----  | 5            | -              | -            | -            | -              | -              | 5              | -              | -             | 175              |
| 35 to 44 years -----  | 14           | -              | -            | -            | -              | -              | -              | 7              | -             | 250              |
| 45 to 64 years -----  | 165          | -              | -            | -            | -              | -              | 22             | 25             | 118           | 250+             |
| 65 years and over -----   | 253          | -              | -            | -            | 13             | -              | 65             | 44             | 131           | 250+             |
| Median age -----  | 63.8         | 72.5           | -            | -            | 76.4           | 56.2           | 71.4           | 64.3           | 62.3          | ...              |
| <b>YEAR HOUSEHOLDER MOVED INTO UNIT</b>                                       |              |                |              |              |                |                |                |                |               |                  |
| 1979 to March 1980 -----  | 29           | -              | -            | -            | -              | -              | -              | 5              | 24            | 250+             |
| 1975 to 1978 -----  | 70           | -              | -            | -            | -              | -              | 26             | -              | 44            | 250+             |
| 1970 to 1974 -----  | 62           | 11             | -            | -            | -              | 10             | 6              | 10             | 25            | 220              |
| 1960 to 1969 -----  | 180          | -              | -            | -            | -              | 11             | 7              | 44             | 118           | 250+             |
| 1959 or earlier -----   | 756          | -              | -            | -            | 13             | 8              | 97             | 171            | 467           | 250+             |
| <b>ROOMS</b>  |              |                |              |              |                |                |                |                |               |                  |
| 1 to 3 rooms -----  | -            | -              | -            | -            | -              | -              | -              | -              | -             | -                |
| 4 rooms -----   | 25           | -              | -            | -            | -              | -              | -              | -              | 25            | 250+             |
| 5 rooms -----   | 82           | -              | -            | -            | 4              | -              | 21             | 16             | 41            | 250              |
| 6 rooms -----   | 328          | -              | -            | -            | 5              | 18             | 77             | 91             | 137           | 235              |
| 7 rooms -----   | 166          | -              | -            | -            | -              | -              | 7              | 56             | 103           | 250+             |
| 8 or more rooms -----   | 496          | 11             | -            | -            | 4              | 11             | 31             | 67             | 372           | 250+             |
| Median -----  | 7.2          | B.5+           | -            | -            | 6.0            | 6.3            | 6.1            | 6.6            | 7.7           | ...              |
| <b>YEAR STRUCTURE BUILT</b>   |              |                |              |              |                |                |                |                |               |                  |
| 1975 to March 1980 -----  | -            | -              | -            | -            | -              | -              | -              | -              | -             | -                |
| 1970 to 1974 -----  | -            | -              | -            | -            | -              | -              | -              | -              | -             | -                |
| 1960 to 1969 -----  | 35           | -              | -            | -            | -              | 11             | -              | -              | 24            | 250+             |
| 1950 to 1959 -----  | 91           | 11             | -            | -            | -              | -              | 5              | 25             | 50            | 250+             |
| 1940 to 1949 -----  | 106          | -              | -            | -            | -              | 10             | 17             | 22             | 57            | 250+             |
| 1939 or earlier -----   | 865          | -              | -            | -            | 13             | 8              | 114            | 183            | 547           | 250+             |
| <b>VALUE</b>  |              |                |              |              |                |                |                |                |               |                  |
| Less than \$10,000 -----  | 5            | -              | -            | -            | 5              | -              | -              | -              | -             | 113              |
| \$10,000 to \$19,999 -----  | 104          | -              | -            | -            | 8              | -              | 33             | 37             | 26            | 215              |
| \$20,000 to \$29,999 -----  | 265          | -              | -            | -            | -              | 11             | 65             | 72             | 117           | 239              |
| \$30,000 to \$39,999 -----  | 377          | -              | -            | -            | -              | 8              | 23             | 78             | 268           | 250+             |
| \$40,000 to \$49,999 -----  | 215          | 11             | -            | -            | -              | -              | -              | 32             | 172           | 250+             |
| \$50,000 to \$59,999 -----  | 108          | -              | -            | -            | -              | 10             | 10             | 11             | 77            | 250+             |
| \$60,000 to \$79,999 -----  | 13           | -              | -            | -            | -              | -              | 5              | -              | 8             | 250+             |
| \$80,000 to \$99,999 -----  | 10           | -              | -            | -            | -              | -              | -              | -              | 10            | 250+             |
| \$100,000 to \$149,999 -----  | -            | -              | -            | -            | -              | -              | -              | -              | -             | -                |
| \$150,000 or more -----   | -            | -              | -            | -            | -              | -              | -              | -              | -             | -                |
| Median -----  | \$34 600     | \$47 500       | -            | -            | \$11 900       | \$37 200       | \$26 100       | \$30 600       | \$37 500      | ...              |
| <b>SELECTED MONTHLY OWNER COSTS AS PERCENTAGE OF HOUSEHOLD INCOME IN 1979</b> |              |                |              |              |                |                |                |                |               |                  |
| Less than 10 percent -----  | 216          | 11             | -            | -            | -              | 29             | 23             | 32             | 121           | 250+             |
| 10 to 14 percent -----  | 219          | -              | -            | -            | -              | -              | 18             | 50             | 151           | 250+             |
| 15 to 19 percent -----  | 153          | -              | -            | -            | -              | -              | 16             | 27             | 110           | 250+             |
| 20 to 24 percent -----  | 172          | -              | -            | -            | 9              | -              | 17             | 69             | 77            | 243              |
| 25 to 29 percent -----  | 57           | -              | -            | -            | -              | -              | 6              | 11             | 40            | 250+             |
| 30 to 34 percent -----  | 47           | -              | -            | -            | -              | -              | 5              | -              | 42            | 250+             |
| 35 percent or more -----  | 219          | -              | -            | -            | 4              | -              | 41             | 41             | 133           | 250+             |
| Not computed -----  | 14           | -              | -            | -            | -              | -              | 10             | -              | 4             | 185              |
| Median -----  | 18.5         | 10-            | -            | -            | 23.6           | 10-            | 21.8           | 20.4           | 18.0          | ...              |
| <b>SELECTED CHARACTERISTICS</b>   |              |                |              |              |                |                |                |                |               |                  |
| <b>Heating equipment</b> -----  | <b>1 097</b> | <b>11</b>      | <b>-</b>     | <b>-</b>     | <b>13</b>      | <b>29</b>      | <b>136</b>     | <b>230</b>     | <b>678</b>    | <b>250+</b>      |
| Steam or hot water system -----   | 917          | 11             | -            | -            | 13             | 19             | 130            | 187            | 557           | 250+             |
| Central warm-air furnace or electric heat pump -----                          | 121          | -              | -            | -            | -              | 10             | -              | 32             | 79            | 250+             |
| Other built-in electric units -----   | -            | -              | -            | -            | -              | -              | -              | -              | -             | -                |
| Floor, wall, or pipeless furnace -----  | 26           | -              | -            | -            | -              | -              | 6              | -              | 20            | 250+             |
| Other means -----   | 33           | -              | -            | -            | -              | -              | -              | 11             | 22            | 250+             |
| <b>Air conditioning</b> -----   | <b>590</b>   | <b>11</b>      | <b>-</b>     | <b>-</b>     | <b>5</b>       | <b>21</b>      | <b>44</b>      | <b>123</b>     | <b>386</b>    | <b>250+</b>      |
| Central system -----  | 69           | 11             | -            | -            | 5              | -              | -              | 20             | 33            | 246              |
| 1 or more individual room units -----   | 521          | -              | -            | -            | -              | 21             | 44             | 103            | 353           | 250+             |
| <b>House heating fuel</b> -----   | <b>1 097</b> | <b>11</b>      | <b>-</b>     | <b>-</b>     | <b>13</b>      | <b>29</b>      | <b>136</b>     | <b>230</b>     | <b>678</b>    | <b>250+</b>      |
| Utility gas -----   | 551          | 11             | -            | -            | 13             | -              | 74             | 155            | 298           | 250+             |
| Battled, tank, or LP gas -----  | 8            | -              | -            | -            | -              | -              | -              | -              | 8             | 250+             |
| Electricity -----   | -            | -              | -            | -            | -              | -              | -              | -              | -             | -                |
| Fuel oil, kerosene, etc. -----  | 501          | -              | -            | -            | -              | -              | 19             | 55             | 367           | 250+             |
| Other -----   | 37           | -              | -            | -            | -              | 10             | 7              | 15             | 5             | 205              |

Table B-7. Year Structure Built for Owner- and Renter-Occupied Housing Units: 1980

(Data are estimates based on a sample, see Introduction. For meaning of symbols, see Introduction. For definitions of terms, see appendixes A and 8)

| East Orange city                               | Owner-occupied housing units |                    |              |              |              |                 | Renter-occupied housing units |                    |              |              |              |                 |
|--|------------------------------|--------------------|--------------|--------------|--------------|-----------------|-------------------------------|--------------------|--------------|--------------|--------------|-----------------|
|  | Total                        | 1975 to March 1980 | 1970 to 1974 | 1960 to 1969 | 1940 to 1959 | 1939 or earlier | Total                         | 1975 to March 1980 | 1970 to 1974 | 1960 to 1969 | 1940 to 1959 | 1939 or earlier |
| Occupied housing units                         | 7 084                        | 54                 | 57           | 277          | 2 108        | 4 588           | 21 683                        | 809                | 1 243        | 3 284        | 9 372        | 6 975           |
| <b>HOUSEHOLD TYPE AND AGE OF HOUSEHOLDER</b>   |                              |                    |              |              |              |                 |                               |                    |              |              |              |                 |
| Married-couple families                        | 4 566                        | 39                 | 33           | 159          | 1 425        | 2 910           | 5 869                         | 234                | 257          | 872          | 2 396        | 2 110           |
| 15 to 24 years                                 | 27                           | -                  | -            | -            | 19           | 8               | 468                           | 8                  | 21           | 50           | 309          | 80              |
| 25 to 34 years                                 | 453                          | 8                  | -            | 19           | 231          | 195             | 1 839                         | 45                 | 57           | 241          | 922          | 574             |
| 35 to 44 years                                 | 1 194                        | 8                  | 17           | 72           | 435          | 662             | 1 233                         | 15                 | 58           | 213          | 423          | 574             |
| 45 to 64 years                                 | 2 249                        | 23                 | 9            | 56           | 628          | 1 533           | 1 500                         | 45                 | 39           | 255          | 519          | 642             |
| 65 years and over                              | 643                          | -                  | 7            | 12           | 112          | 512             | 829                           | 121                | 82           | 113          | 223          | 290             |
| Male householder, no wife present              | 662                          | -                  | 12           | 45           | 236          | 369             | 4 749                         | 221                | 218          | 705          | 2 158        | 1 447           |
| 15 to 24 years                                 | 16                           | -                  | -            | 4            | 8            | 4               | 677                           | 26                 | 36           | 110          | 281          | 224             |
| 25 to 34 years                                 | 138                          | -                  | -            | 5            | 69           | 64              | 1 442                         | 52                 | 64           | 219          | 754          | 353             |
| 35 to 44 years                                 | 121                          | -                  | -            | 7            | 67           | 47              | 824                           | 33                 | 48           | 162          | 474          | 107             |
| 45 to 64 years                                 | 269                          | -                  | 5            | 24           | 68           | 172             | 1 253                         | 54                 | 48           | 164          | 467          | 520             |
| 65 years and over                              | 118                          | -                  | 7            | 5            | 24           | 82              | 553                           | 56                 | 22           | 50           | 182          | 243             |
| Female householder, no husband present         | 1 856                        | 15                 | 12           | 73           | 447          | 1 309           | 11 065                        | 354                | 768          | 1 707        | 4 818        | 3 418           |
| 15 to 24 years                                 | 18                           | -                  | -            | 4            | 8            | 6               | 1 265                         | 11                 | 48           | 167          | 709          | 330             |
| 25 to 34 years                                 | 181                          | 8                  | -            | 9            | 64           | 100             | 2 890                         | 28                 | 125          | 472          | 1 466        | 799             |
| 35 to 44 years                                 | 336                          | 7                  | 12           | -            | 101          | 216             | 2 095                         | 27                 | 108          | 252          | 969          | 739             |
| 45 to 64 years                                 | 724                          | -                  | -            | 43           | 189          | 492             | 2 618                         | 113                | 101          | 376          | 1 133        | 895             |
| 65 years and over                              | 597                          | -                  | -            | 17           | 85           | 495             | 2 197                         | 175                | 386          | 440          | 541          | 655             |
| Median age                                     | 51.5                         | 38.7               | 44.9         | 49.0         | 46.0         | 54.6            | 39.8                          | 62.2               | 50.8         | 39.6         | 36.1         | 43.2            |
| <b>YEAR HOUSEHOLDER MOVED INTO UNIT</b>        |                              |                    |              |              |              |                 |                               |                    |              |              |              |                 |
| 1979 to March 1980                             | 585                          | 11                 | -            | 20           | 242          | 312             | 6 212                         | 362                | 281          | 801          | 3 052        | 1 716           |
| 1975 to 1978                                   | 1 251                        | 43                 | 35           | 86           | 496          | 591             | 8 002                         | 447                | 444          | 1 385        | 3 339        | 2 387           |
| 1970 to 1974                                   | 1 578                        | -                  | 22           | 86           | 588          | 882             | 4 040                         | -                  | 518          | 630          | 1 667        | 1 225           |
| 1960 to 1969                                   | 1 774                        | -                  | -            | 85           | 540          | 1 149           | 2 518                         | -                  | -            | 468          | 973          | 1 077           |
| 1959 or earlier                                | 1 896                        | -                  | -            | -            | 242          | 1 654           | 9 111                         | -                  | -            | -            | 341          | 570             |
| <b>ROOMS</b>                                   |                              |                    |              |              |              |                 |                               |                    |              |              |              |                 |
| 1 room   | 24                           | -                  | -            | 9            | 6            | 9               | 1 386                         | 63                 | 173          | 305          | 642          | 203             |
| 2 rooms  | 46                           | 8                  | -            | 5            | -            | 33              | 2 032                         | 125                | 298          | 361          | 648          | 600             |
| 3 rooms  | 234                          | -                  | 7            | 6            | 93           | 128             | 6 887                         | 443                | 443          | 1 102        | 3 069        | 1 830           |
| 4 rooms  | 395                          | -                  | 17           | 34           | 116          | 228             | 4 872                         | 87                 | 140          | 881          | 2 090        | 1 674           |
| 5 rooms  | 1 504                        | 34                 | 12           | 83           | 454          | 921             | 4 612                         | 73                 | 131          | 454          | 2 188        | 1 766           |
| 6 rooms  | 1 570                        | 4                  | -            | 46           | 519          | 1 001           | 1 346                         | 10                 | 54           | 159          | 469          | 654             |
| 7 or more rooms                                | 3 311                        | 8                  | 21           | 94           | 920          | 2 268           | 548                           | 8                  | 4            | 22           | 266          | 248             |
| Median   | 6.4                          | 5.1                | 4.9          | 5.5          | 6.2          | 6.5             | 3.6                           | 3.0                | 2.8          | 3.4          | 3.7          | 4.0             |
| <b>PLUMBING FACILITIES BY PERSONS PER ROOM</b> |                              |                    |              |              |              |                 |                               |                    |              |              |              |                 |
| Complete plumbing for exclusive use            | 7 018                        | 54                 | 57           | 272          | 2 098        | 4 537           | 20 948                        | 785                | 1 215        | 3 208        | 9 138        | 6 602           |
| 0.50 or less                                   | 3 902                        | 11                 | 26           | 166          | 1 047        | 2 652           | 10 367                        | 438                | 671          | 1 735        | 4 183        | 3 340           |
| 0.51 to 1.00                                   | 2 845                        | 35                 | 19           | 102          | 964          | 1 725           | 9 386                         | 336                | 516          | 1 328        | 4 334        | 2 672           |
| 1.01 to 1.50                                   | 202                          | -                  | 3            | -            | 72           | 127             | 865                           | -                  | 14           | 81           | 463          | 307             |
| 1.51 or more                                   | 69                           | 8                  | 9            | 4            | 15           | 33              | 330                           | 11                 | 14           | 64           | 158          | 83              |
| Lacking complete plumbing for exclusive use    | 66                           | -                  | -            | 5            | 10           | 51              | 735                           | 24                 | 28           | 76           | 234          | 373             |
| 0.50 or less                                   | 16                           | -                  | -            | -            | -            | 16              | 298                           | -                  | -            | 51           | 76           | 171             |
| 0.51 to 1.00                                   | 34                           | -                  | -            | 5            | 10           | 19              | 375                           | 24                 | 28           | 25           | 130          | 168             |
| 1.01 to 1.50                                   | 9                            | -                  | -            | -            | -            | 9               | 27                            | -                  | -            | -            | 6            | 21              |
| 1.51 or more                                   | 7                            | -                  | -            | -            | -            | 7               | 35                            | -                  | -            | -            | 22           | 13              |
| <b>PERSONS IN UNIT</b>                         |                              |                    |              |              |              |                 |                               |                    |              |              |              |                 |
| 1 person                                       | 847                          | -                  | 14           | 34           | 167          | 632             | 8 553                         | 420                | 755          | 1 502        | 3 489        | 2 387           |
| 2 persons                                      | 1 611                        | 11                 | 5            | 76           | 390          | 1 129           | 5 746                         | 258                | 277          | 953          | 2 331        | 1 927           |
| 3 persons                                      | 1 407                        | 7                  | 5            | 39           | 435          | 921             | 3 304                         | 76                 | 90           | 492          | 1 616        | 1 030           |
| 4 persons                                      | 1 317                        | 20                 | -            | 103          | 514          | 680             | 2 091                         | 32                 | 56           | 165          | 1 006        | 832             |
| 5 persons                                      | 871                          | 8                  | 17           | 25           | 283          | 538             | 1 205                         | 23                 | 35           | 132          | 540          | 475             |
| 6 or more persons                              | 1 031                        | 8                  | 16           | -            | 319          | 688             | 784                           | -                  | 30           | 40           | 390          | 324             |
| Median   | 3.27                         | 3.95               | 4.76         | 3.23         | 3.62         | 3.08            | 1.90                          | 1.46               | 1.32         | 1.65         | 2.01         | 2.07            |
| Total persons                                  | 27 347                       | 196                | 308          | 913          | 8 495        | 17 435          | 48 243                        | 1 311              | 2 146        | 6 392        | 21 663       | 16 731          |
| <b>UNITS IN STRUCTURE</b>                      |                              |                    |              |              |              |                 |                               |                    |              |              |              |                 |
| 1, detached or attached                        | 3 952                        | 11                 | 38           | 147          | 1 185        | 2 571           | 547                           | -                  | 47           | 52           | 150          | 298             |
| 2  | 1 713                        | 28                 | 12           | 81           | 482          | 1 110           | 2 298                         | 41                 | 45           | 201          | 990          | 1 021           |
| 3 and 4  | 1 088                        | 15                 | -            | 37           | 315          | 721             | 3 822                         | 40                 | 66           | 327          | 1 909        | 1 480           |
| 5 to 9   | 68                           | -                  | -            | -            | 14           | 54              | 1 272                         | 63                 | 43           | 213          | 624          | 329             |
| 10 to 49                                       | 153                          | -                  | -            | -            | 66           | 87              | 7 805                         | 199                | 287          | 1 018        | 3 785        | 2 516           |
| 50 or more                                     | 110                          | -                  | 7            | 12           | 46           | 45              | 5 915                         | 466                | 755          | 1 467        | 1 907        | 1 320           |
| Mobile home or trailer, etc.                   | -                            | -                  | -            | -            | -            | -               | 24                            | -                  | -            | 6            | 7            | 11              |
| <b>SELECTED CHARACTERISTICS</b>                |                              |                    |              |              |              |                 |                               |                    |              |              |              |                 |
| Heating equipment                              | 7 084                        | 54                 | 57           | 277          | 2 108        | 4 588           | 21 675                        | 809                | 1 243        | 3 284        | 9 372        | 6 967           |
| Steam or hot water system                      | 5 536                        | 15                 | 10           | 147          | 1 571        | 3 793           | 16 156                        | 433                | 685          | 1 779        | 7 234        | 6 025           |
| Central warm-air furnace or electric heat pump | 817                          | 16                 | 21           | 73           | 287          | 420             | 2 859                         | 165                | 308          | 776          | 929          | 481             |
| Other built-in electric units                  | 73                           | 19                 | 21           | 16           | -            | 17              | 834                           | 137                | 192          | 206          | 249          | 50              |
| Floor, wall, or pipeless furnace               | 97                           | -                  | 5            | 12           | 30           | 50              | 429                           | 34                 | 47           | 99           | 107          | 142             |
| Other means                                    | 561                          | 4                  | -            | 29           | 220          | 308             | 1 397                         | 40                 | 11           | 224          | 853          | 269             |
| Air conditioning                               | 4 268                        | 42                 | 52           | 223          | 1 424        | 2 527           | 9 527                         | 539                | 967          | 2 055        | 3 563        | 2 403           |
| Central system                                 | 409                          | -                  | 17           | 98           | 168          | 126             | 2 944                         | 129                | 485          | 1 238        | 831          | 261             |
| 1 or more individual room units                | 3 859                        | 42                 | 35           | 125          | 1 256        | 2 401           | 6 583                         | 410                | 482          | 817          | 2 732        | 2 142           |
| House heating fuel                             | 7 084                        | 54                 | 57           | 277          | 2 108        | 4 588           | 21 675                        | 809                | 1 243        | 3 284        | 9 372        | 6 967           |
| Utility gas                                    | 2 649                        | 15                 | 15           | 148          | 762          | 1 709           | 5 050                         | 97                 | 304          | 779          | 2 406        | 1 464           |
| Bottled, tank, or LP gas                       | 76                           | -                  | -            | 5            | 54           | 17              | 277                           | 13                 | 18           | 74           | 69           | 103             |
| Electricity                                    | 152                          | 27                 | 28           | 32           | 28           | 28              | 1 191                         | 160                | 234          | 372          | 342          | 83              |
| Fuel oil, kerosene, etc.                       | 4 101                        | 12                 | 14           | 87           | 1 234        | 2 754           | 14 955                        | 529                | 687          | 2 034        | 6 502        | 5 203           |
| Other  | 106                          | -                  | -            | -            | 202          | 80              | 202                           | 10                 | -            | 25           | 53           | 114             |
| Income in 1979 below poverty level             | 602                          | 7                  | 3            | 36           | 142          | 414             | 5 082                         | 198                | 275          | 643          | 2 336        | 1 630           |
| Percent below poverty level                    | 8.5                          | 13.0               | 5.3          | 13.0         | 6.7          | 9.0             | 23.4                          | 24.5               | 22.1         | 19.6         | 24.9         | 23.4            |
| <b>HOUSEHOLD INCOME IN 1979</b>                |                              |                    |              |              |              |                 |                               |                    |              |              |              |                 |
| Less than \$5,000                              | 571                          | 7                  | 3            | 27           | 123          | 411             | 4 975                         | 334                | 414          | 680          | 2 002        | 1 545           |
| \$5,000 to \$9,999                             | 724                          | -                  | 7            | 20           | 140          | 557             | 4 575                         | 169                | 332          | 570          | 1 989        | 1 515           |
| \$10,000 to \$14,999                           | 516                          | -                  | -            | 32           | 188          | 296             | 2 559                         | 81                 | 112          | 427          | 1 138        | 801             |
| \$15,000 to \$19,999                           | 367                          | -                  | -            | 12           | 121          | 234             | 1 689                         | 34                 | 97           | 185          | 773          | 600             |
| \$20,000 to \$24,999                           | 897                          | 4                  | 5            | 16           | 251          | 681             | 2 795                         | 71                 | 101          | 398          | 1 362        | 863             |
| \$25,000 to \$34,999                           | 1 897                        | 8                  | 12           | 57           | 317          | 503             | 2 037                         | 44                 | 91           | 329          | 919          | 654             |
| \$35,000 to \$49,999                           | 1 589                        | 35                 | 9            | 50           | 552          | 943             | 2 037                         | 36                 | 77           | 407          | 836          | 681             |
| \$50,000 or more                               | 1 083                        | -                  | -            | 39           | 319          | 725             | 676                           | 34                 | 19           | 151          | 247          | 225             |
| Median   | 380                          | -                  | 21           | 24           | 97           | 238             | 340                           | 6                  | -            | 137          | 106          | 91              |
| Mean   | \$21 888                     | \$27 500           | \$25 417     | \$21 382     | \$23 333     | \$21 020        | \$11 262                      | \$6 728            | \$8 067      | \$12 295     | \$11 527     | \$11 334        |
| Meon   | \$23 736                     | \$24 405           | \$33 454     | \$23 393     | \$24 399     | \$23 324        | \$13 766                      | \$10 395           | \$10 389     | \$16 935     | \$13 462     | \$13 676        |



Table B—8. Units in Structure for Owner- and Renter-Occupied Housing Units: 1980

[Data are estimates based on a sample, see Introduction. For meaning of symbols, see Introduction. For definitions of terms, see appendixes A and B]

| East Orange city                               | Owner-occupied housing units |                              |                 |                              | Renter-occupied housing units |                              |          |               |              |                |                  |                              |
|--|------------------------------|------------------------------|-----------------|------------------------------|-------------------------------|------------------------------|----------|---------------|--------------|----------------|------------------|------------------------------|
|  | Total                        | 1 unit, detached or attached | 2 or more units | Mobile home or trailer, etc. | Total                         | 1 unit, detached or attached | 2 units  | 3 and 4 units | 5 to 9 units | 10 to 49 units | 50 or more units | Mobile home or trailer, etc. |
| Occupied housing units                         | 7 084                        | 3 952                        | 3 132           | —                            | 21 683                        | 547                          | 2 298    | 3 822         | 1 272        | 7 805          | 5 915            | 24                           |
| Condominium housing units                      | 59                           | —                            | 59              | —                            | 177                           | —                            | —        | —             | 6            | 23             | 148              | —                            |
| <b>HOUSEHOLD TYPE AND AGE OF HOUSEHOLDER</b>   |                              |                              |                 |                              |                               |                              |          |               |              |                |                  |                              |
| Married-couple families                        | 4 566                        | 2 671                        | 1 895           | —                            | 5 869                         | 238                          | 913      | 1 046         | 357          | 1 978          | 1 326            | 11                           |
| 15 to 24 years                                 | 27                           | 8                            | 19              | —                            | 468                           | 7                            | 17       | 106           | 18           | 227            | 93               | —                            |
| 25 to 34 years                                 | 453                          | 254                          | 199             | —                            | 1 839                         | 62                           | 264      | 312           | 139          | 692            | 359              | 11                           |
| 35 to 44 years                                 | 1 194                        | 749                          | 445             | —                            | 1 233                         | 44                           | 187      | 254           | 112          | 437            | 199              | —                            |
| 45 to 64 years                                 | 2 249                        | 1 259                        | 990             | —                            | 1 500                         | 107                          | 328      | 321           | 66           | 348            | 330              | —                            |
| 65 years and over                              | 643                          | 401                          | 242             | —                            | 829                           | 18                           | 117      | 53            | 22           | 274            | 345              | —                            |
| Male householder, no wife present              | 662                          | 292                          | 370             | —                            | 4 749                         | 85                           | 344      | 797           | 337          | 1 699          | 1 480            | 7                            |
| 15 to 24 years                                 | 16                           | 4                            | 12              | —                            | 677                           | —                            | 29       | 158           | 88           | 245            | 157              | —                            |
| 25 to 34 years                                 | 138                          | 86                           | 52              | —                            | 1 442                         | 22                           | 84       | 229           | 97           | 540            | 463              | 7                            |
| 35 to 44 years                                 | 121                          | 48                           | 73              | —                            | 824                           | —                            | 84       | 128           | 51           | 293            | 268              | —                            |
| 45 to 64 years                                 | 269                          | 109                          | 160             | —                            | 1 253                         | 46                           | 126      | 228           | 65           | 457            | 331              | —                            |
| 65 years and over                              | 118                          | 45                           | 73              | —                            | 553                           | 17                           | 21       | 54            | 36           | 164            | 261              | —                            |
| Female householder, no husband present         | 1 856                        | 989                          | 867             | —                            | 11 065                        | 224                          | 1 979    | 578           | 578          | 4 128          | 3 109            | 6                            |
| 15 to 24 years                                 | 18                           | 6                            | 12              | —                            | 1 265                         | 6                            | 86       | 242           | 75           | 663            | 193              | —                            |
| 25 to 34 years                                 | 181                          | 74                           | 107             | —                            | 2 890                         | 51                           | 259      | 492           | 148          | 1 368          | 572              | —                            |
| 35 to 44 years                                 | 336                          | 174                          | 162             | —                            | 2 095                         | 87                           | 184      | 526           | 164          | 741            | 393              | —                            |
| 45 to 64 years                                 | 724                          | 346                          | 378             | —                            | 2 618                         | 55                           | 355      | 472           | 132          | 880            | 724              | —                            |
| 65 years and over                              | 597                          | 389                          | 208             | —                            | 2 197                         | 25                           | 157      | 247           | 59           | 476            | 1 227            | 6                            |
| Median age                                     | 51.5                         | 51.8                         | 51.1            | —                            | 39.8                          | 44.6                         | 43.8     | 38.8          | 37.1         | 36.0           | 49.0             | 28.3                         |
| <b>YEAR HOUSEHOLDER MOVED INTO UNIT</b>        |                              |                              |                 |                              |                               |                              |          |               |              |                |                  |                              |
| 1979 to March 1980                             | 585                          | 248                          | 337             | —                            | 6 212                         | 79                           | 566      | 1 076         | 340          | 2 505          | 1 646            | —                            |
| 1975 to 1978                                   | 1 251                        | 681                          | 570             | —                            | 8 002                         | 173                          | 654      | 1 349         | 612          | 2 855          | 2 341            | 8                            |
| 1970 to 1974                                   | 1 578                        | 932                          | 646             | —                            | 4 040                         | 113                          | 506      | 659           | 169          | 1 525          | 1 062            | 16                           |
| 1960 to 1969                                   | 1 774                        | 1 005                        | 769             | —                            | 2 518                         | 123                          | 362      | 556           | 112          | 686            | 679              | —                            |
| 1959 or earlier                                | 1 896                        | 1 086                        | 810             | —                            | 911                           | 59                           | 210      | 182           | 39           | 234            | 187              | —                            |
| <b>ROOMS</b>                                   |                              |                              |                 |                              |                               |                              |          |               |              |                |                  |                              |
| 1 room   | 24                           | —                            | 24              | —                            | 1 386                         | —                            | —        | 11            | 53           | 534            | 788              | —                            |
| 2 rooms  | 46                           | —                            | 46              | —                            | 2 032                         | 12                           | 27       | 118           | 84           | 819            | 972              | —                            |
| 3 rooms  | 234                          | 18                           | 216             | —                            | 6 887                         | 43                           | 122      | 654           | 355          | 3 304          | 2 385            | 24                           |
| 4 rooms  | 395                          | 62                           | 333             | —                            | 4 872                         | 68                           | 473      | 1 099         | 262          | 2 010          | 960              | —                            |
| 5 rooms  | 1 504                        | 324                          | 1 180           | —                            | 4 612                         | 67                           | 1 180    | 1 456         | 391          | 921            | 597              | —                            |
| 6 rooms  | 1 570                        | 946                          | 624             | —                            | 1 346                         | 153                          | 349      | 411           | 111          | 170            | 152              | —                            |
| 7 or more rooms                                | 3 311                        | 2 602                        | 709             | —                            | 548                           | 204                          | 147      | 73            | 16           | 47             | 61               | —                            |
| Median   | 6.4                          | 7.3                          | 5.3             | —                            | 3.6                           | 6.0                          | 4.9      | 4.5           | 4.0          | 3.3            | 3.0              | 3.0                          |
| <b>PLUMBING FACILITIES BY PERSONS PER ROOM</b> |                              |                              |                 |                              |                               |                              |          |               |              |                |                  |                              |
| Complete plumbing for exclusive use            | 7 018                        | 3 952                        | 3 066           | —                            | 20 948                        | 547                          | 2 228    | 3 719         | 1 194        | 7 520          | 5 716            | 24                           |
| 0.50 or less                                   | 3 902                        | 2 410                        | 1 492           | —                            | 10 367                        | 277                          | 991      | 1 982         | 465          | 3 367          | 3 272            | 13                           |
| 0.51 to 1.00                                   | 2 845                        | 1 446                        | 1 399           | —                            | 9 886                         | 246                          | 1 131    | 1 542         | 611          | 3 594          | 2 251            | 11                           |
| 1.01 to 1.50                                   | 202                          | 84                           | 118             | —                            | 865                           | 24                           | 87       | 188           | 108          | 363            | 95               | —                            |
| 1.51 or more                                   | 69                           | 12                           | 57              | —                            | 330                           | —                            | 19       | 7             | 10           | 196            | 98               | —                            |
| Lacking complete plumbing for exclusive use    | 66                           | —                            | 66              | —                            | 735                           | —                            | 70       | 103           | 78           | 285            | 199              | —                            |
| 0.50 or less                                   | 16                           | —                            | 16              | —                            | 298                           | —                            | 23       | 52            | 37           | 110            | 76               | —                            |
| 0.51 to 1.00                                   | 34                           | —                            | 34              | —                            | 375                           | —                            | 41       | 51            | 41           | 133            | 109              | —                            |
| 1.01 to 1.50                                   | 9                            | —                            | 9               | —                            | 27                            | —                            | 6        | —             | —            | 12             | 9                | —                            |
| 1.51 or more                                   | 7                            | —                            | 7               | —                            | 35                            | —                            | —        | —             | —            | 30             | 5                | —                            |
| <b>BEDROOMS</b>                                |                              |                              |                 |                              |                               |                              |          |               |              |                |                  |                              |
| None   | 29                           | —                            | 29              | —                            | 1 549                         | —                            | —        | 11            | 61           | 593            | 884              | —                            |
| 1  | 476                          | 64                           | 412             | —                            | 9 950                         | 87                           | 307      | 1 043         | 479          | 4 484          | 3 526            | 24                           |
| 2  | 1 554                        | 374                          | 1 180           | —                            | 6 834                         | 90                           | 1 291    | 1 812         | 380          | 2 135          | 1 126            | —                            |
| 3  | 2 423                        | 1 474                        | 949             | —                            | 2 765                         | 208                          | 590      | 805           | 275          | 548            | 339              | —                            |
| 4  | 1 349                        | 1 028                        | 321             | —                            | 374                           | 76                           | 53       | 121           | 49           | 45             | 30               | —                            |
| 5 or more                                      | 1 253                        | 1 012                        | 241             | —                            | 211                           | 86                           | 57       | 30            | 28           | —              | 10               | —                            |
| <b>HOUSEHOLD INCOME IN 1979</b>                |                              |                              |                 |                              |                               |                              |          |               |              |                |                  |                              |
| Less than \$5,000                              | 571                          | 272                          | 299             | —                            | 4 975                         | 83                           | 305      | 919           | 268          | 1 855          | 1 539            | 6                            |
| \$5,000 to \$9,999                             | 724                          | 299                          | 425             | —                            | 4 575                         | 137                          | 378      | 900           | 365          | 1 727          | 1 068            | —                            |
| \$10,000 to \$12,499                           | 516                          | 261                          | 255             | —                            | 2 559                         | 40                           | 284      | 383           | 130          | 987            | 728              | 7                            |
| \$12,500 to \$14,999                           | 367                          | 194                          | 173             | —                            | 1 689                         | —                            | 182      | 372           | 136          | 583            | 405              | 11                           |
| \$15,000 to \$19,999                           | 957                          | 457                          | 500             | —                            | 2 795                         | 65                           | 413      | 417           | 117          | 1 119          | 664              | —                            |
| \$20,000 to \$24,999                           | 897                          | 494                          | 403             | —                            | 2 037                         | 76                           | 285      | 406           | 97           | 696            | 477              | —                            |
| \$25,000 to \$34,999                           | 1 589                        | 934                          | 655             | —                            | 2 037                         | 109                          | 319      | 309           | 107          | 580            | 613              | —                            |
| \$35,000 to \$49,999                           | 1 083                        | 761                          | 322             | —                            | 676                           | 24                           | 86       | 86            | 34           | 197            | 249              | —                            |
| \$50,000 or more                               | 380                          | 280                          | 100             | —                            | 340                           | 13                           | 46       | 30            | 18           | 61             | 172              | —                            |
| Median   | \$21 888                     | \$24 983                     | \$19 204        | —                            | \$11 262                      | \$16 350                     | \$15 000 | \$10 601      | \$10 058     | \$10 812       | \$11 204         | \$12 143                     |
| Mean   | \$23 736                     | \$26 098                     | \$20 756        | —                            | \$13 766                      | \$16 971                     | \$16 573 | \$12 543      | \$12 717     | \$12 620       | \$14 924         | \$9 761                      |
| <b>SELECTED CHARACTERISTICS</b>                |                              |                              |                 |                              |                               |                              |          |               |              |                |                  |                              |
| Heating equipment                              | 7 084                        | 3 952                        | 3 132           | —                            | 21 675                        | 547                          | 2 298    | 3 814         | 1 272        | 7 805          | 5 915            | 24                           |
| Steam or hot water system                      | 5 536                        | 3 071                        | 2 465           | —                            | 16 156                        | 402                          | 1 788    | 3 029         | 927          | 5 848          | 4 138            | 24                           |
| Central worm-air furnace or electric heat pump | 817                          | 517                          | 300             | —                            | 2 859                         | 25                           | 195      | 328           | 157          | 936            | 1 218            | —                            |
| Other built-in electric units                  | 73                           | 30                           | 43              | —                            | 834                           | —                            | 47       | 80            | 85           | 354            | 268              | —                            |
| Floor, wall, or pipeless furnace               | 97                           | 57                           | 40              | —                            | 429                           | 35                           | 58       | 38            | 36           | 164            | 98               | —                            |
| Other means                                    | 561                          | 277                          | 284             | —                            | 1 397                         | 85                           | 210      | 339           | 67           | 503            | 193              | —                            |
| Air conditioning                               | 4 268                        | 2 390                        | 1 878           | —                            | 9 527                         | 255                          | 918      | 1 438         | 468          | 2 689          | 3 735            | 24                           |
| Central system                                 | 409                          | 240                          | 169             | —                            | 2 944                         | 24                           | 117      | 289           | 144          | 419            | 1 945            | 6                            |
| Vehicles available                             | 6 205                        | 3 503                        | 2 702           | —                            | 12 581                        | 406                          | 1 594    | 2 283         | 675          | 4 087          | 3 512            | 24                           |
| 1  | 2 973                        | 1 633                        | 1 340           | —                            | 10 242                        | 226                          | 1 138    | 1 819         | 572          | 3 561          | 2 902            | 24                           |
| 2 or more                                      | 3 232                        | 1 870                        | 1 362           | —                            | 2 339                         | 180                          | 456      | 464           | 103          | 526            | 610              | —                            |
| House heating fuel                             | 7 084                        | 3 952                        | 3 132           | —                            | 21 675                        | 547                          | 2 298    | 3 814         | 1 272        | 7 805          | 5 915            | 24                           |
| Utility gas                                    | 2 649                        | 1 753                        | 896             | —                            | 5 050                         | 171                          | 899      | 1 079         | 199          | 1 725          | 966              | 11                           |
| Bottled, tank, or LP gas                       | 76                           | 37                           | 39              | —                            | 277                           | 27                           | 47       | 71            | —            | 75             | 57               | —                            |
| Electricity                                    | 152                          | 66                           | 86              | —                            | 1 191                         | 9                            | 67       | 191           | 113          | 455            | 356              | —                            |
| Fuel oil, kerosene, etc.                       | 4 101                        | 2 010                        | 2 091           | —                            | 14 955                        | 340                          | 1 230    | 2 447         | 960          | 5 477          | 4 488            | 13                           |
| Other  | 106                          | 86                           | 20              | —                            | 202                           | —                            | 55       | 26            | —            | 73             | 48               | —                            |
| Water heating fuel                             | 7 084                        | 3 952                        | 3 132           | —                            | 21 645                        | 547                          | 2 298    | 3 812         | 1 261        | 7 793          | 5 910            | 24                           |
| Utility gas                                    | 4 364                        | 2 712                        | 1 652           | —                            | 7 555                         | 339                          | 1 300    | 1 667         | 338          | 2 616          | 1 295            | —                            |
| Bottled, tank, or LP gas                       | 295                          | 169                          | 126             | —                            | 660                           | 27                           | 69       | 161           | 34           | 200            | 169              | —                            |
| Electricity                                    | 182                          | 112                          | 70              | —                            | 976                           | 9                            | 105      | 162           | 70           | 334            | 296              | —                            |
| Fuel oil, kerosene, etc.                       | 2 220                        | 943                          | 1 277           | —                            | 12 305                        | 172                          | 817      | 1 799         | 809          | 4 573          | 4 111            | 24                           |
| Other  | 23                           | 16                           | 7               | —                            | 149                           | —                            | 7        | 23            | 10           | 70             | 39               | —                            |
| Family householder                             | 6 070                        | 3 500                        | 2 570           | —                            | 12 011                        | 429                          | 1 767    | 2 476         | 820          | 4 294          | 2 214            | 11                           |
| With own children under 18 years               | 3 039                        | 1 816                        | 1 223           | —                            | 7 279                         | 281                          | 992      | 1 680         | 583          | 2 706          | 1 037            | —                            |
| With own children under 6 years                | 842                          | 470                          | 372             | —                            | 3 296                         | 91                           | 414      | 650           | 276          | 1 399          | 466              | —                            |
| Female householder, no husband present         | 1 194                        | 669                          | 515             | —                            | 5 404                         | 134                          | 718      | 1 290         | 377          | 2 069          | 816              | —                            |
| With own children under 18 years               | 487                          | 249                          | 238             | —                            | 4 077                         | 104                          | 472      | 977           | 294          | 1 684          | 546              | —                            |
| With own children under 6 years                | 73                           | 19                           | 54              | —                            | 1 548                         | 42                           | 102      | 300           | 114          | 808            | 182              | —                            |
| Nonfamily householder                          | 1 014                        | 452                          | 562             | —                            | 5 672                         | 118                          |          |               |              |                |                  |                              |

Table B—9. Owner- and Renter-Occupied Housing Units by Size of Household: 1980

[Data are estimates based on a sample, see Introduction. For meaning of symbols, see Introduction. For definitions of terms, see appendixes A and B.]

|   | Total    | 1 person | 2 persons | 3 persons | 4 persons | 5 persons | 6 persons | 7 persons | 8 or more persons | Median | Total persons |
|---|----------|----------|-----------|-----------|-----------|-----------|-----------|-----------|-------------------|--------|---------------|
| <b>East Orange city</b>   |          |          |           |           |           |           |           |           |                   |        |               |
| <b>Owner-occupied housing units</b> .....                                   | 7 084    | 847      | 1 611     | 1 407     | 1 317     | 871       | 466       | 321       | 244               | 3.27   | 27 347        |
| Nonrelatives present .....  | 607      | —        | 150       | 111       | 86        | 114       | 66        | 49        | 31                | 3.99   | 2 847         |
| <b>ROOMS</b>  |          |          |           |           |           |           |           |           |                   |        |               |
| 1 to 3 rooms .....  | 304      | 175      | 79        | 29        | 14        | —         | 7         | —         | —                 | 1.37   | 529           |
| 4 rooms .....   | 395      | 105      | 104       | 98        | 37        | 16        | 17        | —         | 18                | 2.39   | 1 239         |
| 5 rooms .....   | 1 504    | 203      | 502       | 375       | 221       | 92        | 74        | 21        | 16                | 2.63   | 4 808         |
| 6 rooms .....   | 1 570    | 191      | 391       | 399       | 297       | 236       | 27        | 13        | 16                | 3.01   | 5 298         |
| 7 rooms .....   | 1 108    | 37       | 174       | 175       | 320       | 212       | 93        | 70        | 27                | 4.02   | 5 234         |
| 8 or more rooms .....   | 2 203    | 136      | 361       | 331       | 428       | 315       | 248       | 217       | 167               | 4.14   | 10 239        |
| Median .....  | 6.4      | 5.2      | 5.8       | 6.0       | 6.8       | 6.9       | 7.7       | 8.2       | 8.4               | ...    | ...           |
| <b>PLUMBING FACILITIES BY PERSONS PER ROOM</b>                              |          |          |           |           |           |           |           |           |                   |        |               |
| <b>Complete plumbing for exclusive use</b> .....                            | 7 018    | 841      | 1 601     | 1 400     | 1 302     | 865       | 450       | 315       | 244               | 3.26   | 27 043        |
| 1.00 or less .....  | 6 747    | 841      | 1 597     | 1 400     | 1 288     | 849       | 368       | 281       | 123               | 3.17   | 24 680        |
| 1.01 to 1.50 .....  | 202      | —        | —         | —         | 6         | 16        | 82        | 34        | 64                | 6.46   | 1 626         |
| 1.51 or more .....  | 69       | —        | 4         | —         | 8         | —         | —         | —         | 57                | 8.23   | 737           |
| <b>Lacking complete plumbing for exclusive use</b> .....                    | 66       | 6        | 10        | 7         | 15        | 6         | 16        | 6         | —                 | 4.17   | 304           |
| 1.00 or less .....  | 50       | 6        | 10        | 7         | 15        | 6         | —         | —         | —                 | 3.63   | 231           |
| 1.01 to 1.50 .....  | 9        | —        | —         | —         | —         | —         | —         | —         | —                 | 6.00   | 33            |
| 1.51 or more .....  | 7        | —        | —         | —         | —         | —         | 7         | —         | —                 | 6.00   | 40            |
| <b>UNITS IN STRUCTURE</b>   |          |          |           |           |           |           |           |           |                   |        |               |
| 1, detached or attached .....   | 3 952    | 348      | 846       | 739       | 831       | 528       | 288       | 202       | 170               | 3.55   | 15 924        |
| 2 or more .....   | 3 132    | 499      | 765       | 668       | 486       | 343       | 178       | 119       | 74                | 2.95   | 11 423        |
| Mobile home or trailer, etc. ....   | —        | —        | —         | —         | —         | —         | —         | —         | —                 | —      | —             |
| <b>VALUE</b>  |          |          |           |           |           |           |           |           |                   |        |               |
| <b>Specified owner-occupied housing units</b> .....                         | 3 703    | 315      | 752       | 680       | 800       | 518       | 288       | 195       | 155               | 3.63   | 15 051        |
| Less than \$10,000 .....  | 20       | 5        | —         | —         | —         | —         | —         | —         | 15                | 8.13   | 179           |
| \$10,000 to \$19,999 .....  | 265      | 14       | 65        | 67        | 58        | 18        | 15        | 28        | —                 | 3.30   | 1 025         |
| \$20,000 to \$29,999 .....  | 133      | 143      | 109       | 178       | 130       | 95        | 76        | 52        | —                 | 3.91   | 3 843         |
| \$30,000 to \$39,999 .....  | 1 090    | 95       | 248       | 240       | 243       | 161       | 60        | 24        | 19                | 3.34   | 3 848         |
| \$40,000 to \$49,999 .....  | 865      | 53       | 183       | 139       | 136       | 63        | 30        | 49        | —                 | 3.77   | 3 596         |
| \$50,000 to \$59,999 .....  | 382      | 7        | 91        | 93        | 71        | 43        | 36        | 21        | 20                | 3.50   | 1 775         |
| \$60,000 to \$79,999 .....  | 115      | —        | 13        | 25        | 19        | 30        | 19        | 9         | —                 | 4.52   | 631           |
| \$80,000 to \$99,999 .....  | 36       | 8        | 9         | —         | 19        | —         | —         | —         | —                 | 3.55   | 91            |
| \$100,000 to \$149,999 .....  | —        | —        | —         | —         | —         | —         | —         | —         | —                 | —      | —             |
| \$150,000 or more .....   | 14       | —        | —         | 7         | —         | —         | —         | 7         | —                 | 5.00   | 63            |
| Median .....  | \$36 100 | \$30 400 | \$36 000  | \$36 300  | \$37 500  | \$37 900  | \$36 500  | \$28 000  | \$33 300          | ...    | ...           |
| <b>SELECTED CHARACTERISTICS</b>   |          |          |           |           |           |           |           |           |                   |        |               |
| <b>All income levels in 1979</b> .....                                      | 7 084    | 847      | 1 611     | 1 407     | 1 317     | 871       | 466       | 321       | 244               | 3.27   | 27 347        |
| Median income .....   | \$21 888 | \$8 539  | \$17 459  | \$25 101  | \$25 282  | \$26 793  | \$29 125  | \$27 379  | \$35 800          | ...    | ...           |
| Median selected monthly owner costs as percentage of household income ..... | 21.9     | 42.7     | 22.7      | 18.1      | 20.6      | 21.8      | 20.0      | 22.4      | 17.9              | ...    | ...           |
| With a mortgage .....   | 23.4     | 36.3     | 26.4      | 23.5      | 22.7      | 22.4      | 20.4      | 23.4      | 19.0              | ...    | ...           |
| Not mortgaged .....   | 18.5     | 49.0     | 20.0      | 13.4      | 12.7      | 18.6      | 17.5      | 20.5      | 10—               | ...    | ...           |
| <b>Income in 1979 below poverty level</b> .....                             | 602      | 178      | 98        | 95        | 42        | 87        | 47        | 47        | 8                 | 2.76   | ...           |
| Median income .....   | \$2500—  | \$2500—  | \$2500—   | \$2500—   | \$2500—   | \$5 089   | \$3 224   | \$6 806   | \$2500—           | ...    | ...           |
| Median selected monthly owner costs as percentage of household income ..... | 50+      | 50+      | 50+       | 50+       | 50+       | 50+       | 50+       | 50+       | 50+               | ...    | ...           |
| With a mortgage .....   | 50+      | 50+      | 50+       | 50+       | 50+       | 50+       | 50+       | 50+       | 50+               | ...    | ...           |
| Not mortgaged .....   | 50+      | 50+      | 50+       | —         | 32.5      | 17.5      | —         | —         | —                 | ...    | ...           |
| <b>Renter-occupied housing units</b>  |          |          |           |           |           |           |           |           |                   |        |               |
| <b>Nonrelatives present</b> .....   | 21 683   | 8 553    | 5 746     | 3 304     | 2 091     | 1 205     | 446       | 248       | 90                | 1.90   | 48 243        |
| Nonrelatives present .....  | 1 946    | —        | 943       | 520       | 191       | 134       | 87        | 64        | 7                 | 2.56   | 5 765         |
| <b>ROOMS</b>  |          |          |           |           |           |           |           |           |                   |        |               |
| 1 room .....  | 1 386    | 1 197    | 172       | 17        | —         | —         | —         | —         | —                 | 1.08   | 1 595         |
| 2 rooms .....   | 2 032    | 1 461    | 482       | 35        | 36        | 18        | —         | —         | —                 | 1.20   | 2 748         |
| 3 rooms .....   | 6 887    | 3 663    | 2 135     | 762       | 251       | 47        | 21        | 8         | —                 | 1.44   | 11 184        |
| 4 rooms .....   | 4 872    | 1 353    | 1 489     | 1 161     | 612       | 175       | 54        | 24        | 4                 | 2.23   | 11 252        |
| 5 rooms .....   | 4 612    | 718      | 1 105     | 1 014     | 857       | 623       | 209       | 68        | 18                | 2.98   | 14 036        |
| 6 rooms .....   | 1 346    | 125      | 276       | 226       | 257       | 250       | 119       | 57        | 36                | 3.68   | 4 841         |
| 7 or more rooms .....   | 548      | 36       | 87        | 89        | 78        | 92        | 43        | 91        | 32                | 4.29   | 2 587         |
| Median .....  | 3.6      | 2.9      | 3.6       | 4.2       | 4.7       | 5.1       | 5.2       | 5.9       | 6.1               | ...    | ...           |
| <b>PLUMBING FACILITIES BY PERSONS PER ROOM</b>                              |          |          |           |           |           |           |           |           |                   |        |               |
| <b>Complete plumbing for exclusive use</b> .....                            | 20 948   | 8 250    | 5 559     | 3 170     | 2 044     | 1 171     | 446       | 218       | 90                | 1.90   | 46 523        |
| 1.00 or less .....  | 19 753   | 8 250    | 5 403     | 3 124     | 1 766     | 948       | 162       | 75        | 25                | 1.80   | 40 924        |
| 1.01 to 1.50 .....  | 865      | —        | —         | 35        | 242       | 163       | 263       | 119       | 43                | 5.45   | 4 322         |
| 1.51 or more .....  | 330      | —        | 156       | 11        | 36        | 60        | 21        | 24        | 22                | 3.32   | 1 277         |
| <b>Lacking complete plumbing for exclusive use</b> .....                    | 735      | 303      | 187       | 134       | 47        | 34        | —         | 30        | —                 | 1.84   | 1 720         |
| 1.00 or less .....  | 673      | 303      | 171       | 128       | 38        | 17        | —         | 16        | —                 | 1.70   | 1 488         |
| 1.01 to 1.50 .....  | 27       | —        | —         | —         | 9         | —         | —         | 6         | —                 | 4.88   | 116           |
| 1.51 or more .....  | 35       | —        | 16        | 6         | —         | 5         | —         | 8         | —                 | 2.75   | 116           |
| <b>UNITS IN STRUCTURE</b>   |          |          |           |           |           |           |           |           |                   |        |               |
| 1, detached or attached .....   | 547      | 100      | 120       | 105       | 85        | 45        | 36        | 42        | 14                | 3.01   | 1 900         |
| 2 .....   | 2 298    | 454      | 495       | 583       | 383       | 259       | 57        | 45        | 22                | 2.84   | 6 695         |
| 3 and 4 .....   | 3 822    | 1 388    | 1 034     | 652       | 551       | 256       | 136       | 47        | 8                 | 2.25   | 9 401         |
| 5 to 9 .....  | 1 272    | 381      | 316       | 198       | 162       | 122       | 66        | 21        | 6                 | 2.31   | 3 288         |
| 10 to 49 .....  | 7 805    | 3 033    | 2 319     | 1 194     | 690       | 355       | 123       | 65        | 26                | 1.87   | 16 745        |
| 50 or more .....  | 5 915    | 3 434    | 1 451     | 572       | 220       | 168       | 28        | 28        | 14                | 1.36   | 10 170        |
| Mobile home or trailer, etc. ....   | 24       | 13       | 11        | —         | —         | —         | —         | —         | —                 | 1.42   | 44            |
| <b>GROSS RENT</b>   |          |          |           |           |           |           |           |           |                   |        |               |
| <b>Specified renter-occupied housing units</b> .....                        | 21 625   | 8 553    | 5 725     | 3 304     | 2 078     | 1 198     | 446       | 241       | 80                | 1.89   | 47 906        |
| Less than \$100 .....   | 990      | 796      | 108       | 12        | 29        | 45        | —         | —         | —                 | 1.12   | 1 309         |
| \$100 to \$149 .....  | 612      | 383      | 113       | 54        | 38        | —         | 10        | 14        | —                 | 1.30   | 1 121         |
| \$150 to \$199 .....  | 1 714    | 1 003    | 483       | 133       | 97        | —         | —         | 8         | —                 | 1.38   | 2 939         |
| \$200 to \$249 .....  | 5 167    | 2 567    | 1 581     | 528       | 314       | 128       | 21        | 11        | —                 | 1.51   | 9 013         |
| \$250 to \$299 .....  | 5 935    | 2 074    | 1 666     | 1 155     | 621       | 259       | 122       | 34        | 4                 | 2.04   | 13 056        |
| \$300 to \$349 .....  | 3 530    | 945      | 802       | 645       | 528       | 380       | 157       | 50        | 23                | 2.53   | 9 506         |
| \$350 to \$399 .....  | 1 806    | 420      | 484       | 362       | 197       | 182       | 73        | 68        | 20                | 2.50   | 5 306         |
| \$400 to \$499 .....  | 1 185    | 191      | 337       | 269       | 179       | 121       | 47        | 27        | 14                | 2.74   | 5 836         |
| \$500 or more .....   | 414      | 124      | 128       | 72        | 30        | 30        | 16        | 10        | 4                 | 2.15   | 1 179         |
| No cash rent .....  | 212      | 50       | 23        | 74        | 45        | 7         | —         | —         | —                 | 2.95   | 641           |
| Median .....  | \$268    | \$242    | \$266     | \$290     | \$293     | \$315     | \$322     | \$341     | \$346             | ...    | ...           |
| <b>SELECTED CHARACTERISTICS</b>   |          |          |           |           |           |           |           |           |                   |        |               |
| <b>All income levels in 1979</b> .....                                      | 21 683   | 8 553    | 5 746     | 3 304     | 2 091     | 1 205     | 446       | 248       | 90                | 1.90   | 48 243        |
| Median income .....   | \$11 262 | \$8 797  | \$12 460  | \$13 060  | \$12 308  | \$16 981  | \$15 451  | \$12 283  | \$23 750          | ...    | ...           |
| Median gross rent as percentage of household income .....                   | 26.4     | 28.5     | 24.0      | 26.2      | 27.1      | 22.8      | 25.0      | 36.4      | 25.0              | ...    | ...           |
| <b>Income in 1979 below poverty level</b> .....                             | 5 082    | 1 912    | 1 018     | 887       | 604       | 346       | 158       | 117       | 40                | 2.12   | ...           |
| Median income .....   | \$3 119  | \$2500—  | \$2 976   | \$3 415   | \$4 385   | \$5 954   | \$6 571   | \$6 103   | \$5 417           | ...    | ...           |
| Median gross rent as percentage of household income .....                   | 50+      | 50+      | 50+       | 50+       | 50+       | 50+       | 50+       | 50+       | 50+               | ...    | ...           |



Table B — 10. Household Composition and Age of Householder for Owner- and Renter-Occupied Housing Units: 1980

[Data are estimates based on a sample, see Introduction. For meaning of symbols, see Introduction. For definitions of terms, see appendices A and B.]

| Total  | Married-couple families |                |                |                |                   | Male householder, no wife present |                |                |                |                   | Female householder, no husband present |                |                |                |                   | Median age |
|--------|-------------------------|----------------|----------------|----------------|-------------------|-----------------------------------|----------------|----------------|----------------|-------------------|--|----------------|----------------|----------------|-------------------|------------|
|        | 15 to 24 years          | 25 to 34 years | 35 to 44 years | 45 to 64 years | 65 years and over | 15 to 24 years                    | 25 to 34 years | 35 to 44 years | 45 to 64 years | 65 years and over | 15 to 24 years                         | 25 to 34 years | 35 to 44 years | 45 to 64 years | 65 years and over |            |
|        | 27                      | 453            | 1 194          | 2 249          | 643               | 16                                | 138            | 121            | 269            | 118               | 18                                     | 181            | 336            | 724            | 597               |            |
| 7 084  | 847                     | 1 611          | 3 249          | 2 249          | 643               | 8                                 | 37             | 28             | 119            | 53                | 12                                     | 32             | 42             | 221            | 295               |            |
| 1 407  | 1 000                   | 1 611          | 2 249          | 643            | 8                 | 39                                | 26             | 119            | 53             | 12                | 19                                     | 74             | 184            | 295            |                   |            |
| 1 371  | 1 004                   | 1 611          | 2 249          | 643            | 8                 | 26                                | 20             | 119            | 53             | 12                | 41                                     | 71             | 128            | 295            |                   |            |
| 1 031  | 84                      | 1 044          | 2 249          | 643            | 8                 | 10                                | 10             | 119            | 53             | 12                | 27                                     | 47             | 49             | 295            |                   |            |
| 3 27   | 4.25                    | 4.40           | 3.50           | 2.28           | 1.50              | 2.32                              | 2.69           | 1.77           | 1.68           | 1.25              | 3.46                                   | 3.23           | 2.76           | 1.17           |                   |            |
| 27 347 | 2 316                   | 6 117          | 9 525          | 1 823          | 36                | 399                               | 417            | 713            | 273            | 43                | 731                                    | 1 318          | 2 242          | 1 255          |                   |            |
| 7 018  | 453                     | 1 177          | 2 236          | 638            | 16                | 138                               | 121            | 269            | 111            | 18                | 168                                    | 330            | 724            | 592            |                   |            |
| 271    | 42                      | 71             | 95             | 4              | 4                 | 4                                 | 6              | 14             | 14             | 18                | 10                                     | 10             | 19             | 6              |                   |            |
| 66     | —                       | —              | —              | —              | —                 | —                                 | —              | —              | —              | —                 | 13                                     | 6              | —              | 5              |                   |            |
| 16     | —                       | —              | —              | —              | —                 | —                                 | —              | —              | —              | —                 | 9                                      | —              | —              | —              |                   |            |
| 3 703  | 293                     | 738            | 1 175          | 366            | 4                 | 62                                | 48             | 87             | 39             | 6                 | 70                                     | 174            | 322            | 376            |                   |            |
| 2 606  | 160                     | 483            | 917            | 143            | —                 | 14                                | 8              | 46             | 5              | —                 | 65                                     | 160            | 157            | 123            |                   |            |
| 583    | 22                      | 172            | 300            | 31             | —                 | —                                 | —              | —              | —              | —                 | —                                      | —              | —              | 6              |                   |            |
| 481    | 58                      | 185            | 308            | 15             | —                 | —                                 | —              | —              | —              | —                 | —                                      | —              | —              | —              |                   |            |
| 368    | 32                      | 122            | 190            | 18             | —                 | —                                 | —              | —              | —              | —                 | —                                      | —              | —              | —              |                   |            |
| 317    | 34                      | 108            | 130            | 13             | —                 | —                                 | —              | —              | —              | —                 | —                                      | —              | —              | —              |                   |            |
| 238    | 50                      | 50             | 238            | 28             | —                 | —                                 | —              | —              | —              | —                 | —                                      | —              | —              | —              |                   |            |
| 608    | 97                      | 108            | 192            | 50             | —                 | —                                 | —              | —              | —              | —                 | —                                      | —              | —              | —              |                   |            |
| 400    | 24                      | 10             | 8              | —              | —                 | —                                 | —              | —              | —              | —                 | —                                      | —              | —              | —              |                   |            |
| 234    | 21.8                    | 20.6           | 19.2           | 31.2           | —                 | —                                 | —              | —              | —              | —                 | —                                      | —              | —              | —              |                   |            |
| 1 097  | 33                      | 55             | 258            | 223            | 4                 | 5                                 | 7              | 22             | 34             | 27.5              | 32.7                                   | 37.1           | 30.8           | 50.4           |                   |            |
| 219    | 15                      | 16             | 77             | 52             | —                 | —                                 | —              | —              | —              | —                 | —                                      | —              | —              | —              |                   |            |
| 153    | 8                       | 18             | 30             | 24             | —                 | —                                 | —              | —              | —              | —                 | —                                      | —              | —              | —              |                   |            |
| 172    | 8                       | 17             | 15             | 6              | —                 | —                                 | —              | —              | —              | —                 | —                                      | —              | —              | —              |                   |            |
| 157    | 21                      | 21             | 15             | 6              | —                 | —                                 | —              | —              | —              | —                 | —                                      | —              | —              | —              |                   |            |
| 219    | 37                      | —              | 30             | 6              | —                 | —                                 | —              | —              | —              | —                 | —                                      | —              | —              | —              |                   |            |
| 114    | —                       | —              | 9              | —              | —                 | —                                 | —              | —              | —              | —                 | —                                      | —              | —              | —              |                   |            |
| 18.5   | 12.2                    | 18.2           | 13.2           | 22.5           | 12.5              | 22.5                              | 17.5           | 10             | 14.6           | —                 | 17.5                                   | 15.0           | 16.9           | 23.1           |                   |            |
| 21 683 | 1 839                   | 1 233          | 1 500          | 829            | 677               | 1 442                             | 824            | 1 253          | 553            | 1 265             | 2 890                                  | 2 095          | 2 618          | 2 197          |                   |            |
| 8 553  | 637                     | 223            | 685            | —              | 383               | 934                               | 623            | 957            | 466            | 407               | 966                                    | 593            | 1 365          | 1 859          |                   |            |
| 5 746  | 129                     | 501            | 337            | 712            | 186               | 291                               | 134            | 165            | 82             | 459               | 738                                    | 484            | 578            | 243            |                   |            |
| 3 304  | 168                     | 237            | 214            | 85             | 77                | 152                               | 35             | 81             | —              | 283               | 555                                    | 392            | 333            | 68             |                   |            |
| 2 091  | 359                     | 401            | 214            | 26             | 26                | 40                                | 25             | 46             | 5              | 78                | 359                                    | 214            | 148            | 21             |                   |            |
| 1 205  | 21                      | 240            | 122            | 2              | 5                 | 9                                 | 7              | —              | —              | 18                | 202                                    | 222            | 104            | —              |                   |            |
| 784    | 21                      | 102            | 117            | 6              | —                 | 16                                | 142            | —              | —              | 20                | 70                                     | 190            | 90             | 6              |                   |            |
| 1 90   | 3.13                    | 3.06           | 2.69           | 2.08           | 1.38              | 1.27                              | 1.16           | 1.15           | 1.09           | 1.99              | 2.15                                   | 2.44           | 1.46           | 1.09           |                   |            |
| 48 243 | 5 871                   | 4 609          | 4 678          | 1 873          | 1 144             | 2 335                             | 1 146          | 1 768          | 616            | 2 521             | 6 986                                  | 5 628          | 4 981          | 2 687          |                   |            |
| 20 948 | 1 781                   | 1 213          | 1 450          | 803            | 624               | 1 350                             | 805            | 1 148          | 544            | 1 229             | 2 785                                  | 2 063          | 2 541          | 2 168          |                   |            |
| 1 195  | 242                     | 159            | 119            | —              | 20                | 33                                | 29             | 11             | —              | 14                | 94                                     | 238            | 90             | 10             |                   |            |
| 735    | 56                      | 20             | 50             | 26             | 53                | 92                                | 19             | 105            | 9              | 36                | 105                                    | 32             | 77             | 29             |                   |            |
| 62     | —                       | —              | 14             | —              | —                 | —                                 | —              | 16             | —              | —                 | 14                                     | 12             | 6              | —              |                   |            |
| 21 625 | 1 839                   | 1 205          | 1 493          | 822            | 677               | 1 442                             | 824            | 1 253          | 553            | 1 265             | 2 881                                  | 2 088          | 2 618          | 2 197          |                   |            |
| 3 355  | 570                     | 349            | 507            | 135            | 67                | 304                               | 220            | 243            | 44             | 29                | 168                                    | 161            | 376            | 117            |                   |            |
| 3 222  | 390                     | 251            | 226            | 108            | 109               | 292                               | 176            | 340            | 172            | 176               | 372                                    | 203            | 341            | 178            |                   |            |
| 3 099  | 178                     | 226            | 180            | 84             | 84                | 189                               | 107            | 116            | 89             | 101               | 496                                    | 271            | 438            | 329            |                   |            |
| 2 289  | 78                      | 91             | 180            | 84             | 81                | 116                               | 107            | 116            | 253            | 180               | 308                                    | 180            | 308            | 278            |                   |            |
| 1 499  | 30                      | 72             | 95             | 60             | 58                | 116                               | 82             | 79             | 247            | 102               | 247                                    | 171            | 172            | 178            |                   |            |
| 2 398  | 48                      | 114            | 111            | 135            | 109               | 152                               | 28             | 68             | 61             | 162               | 398                                    | 307            | 288            | 341            |                   |            |
| 4 750  | 76                      | 71             | 114            | 38             | 152               | 204                               | 39             | 182            | 210            | 562               | 823                                    | 737            | 640            | 598            |                   |            |
| 1 013  | 7                       | 46             | 86             | 32             | 17                | 102                               | 86             | 68             | 40             | 32                | 124                                    | 58             | 97             | 136            |                   |            |
| 26.4   | 19.0                    | 19.6           | 19.3           | 26.1           | 29.3              | 22.0                              | 19.2           | 20.3           | 36.7           | 44.9              | 31.8                                   | 36.1           | 26.7           | 33.6           |                   |            |

Owner-occupied housing units

PERSONS IN UNIT

1 person  
2 persons  
3 persons  
4 persons  
5 persons  
6 or more persons  
Median  
Total persons

PLUMBING FACILITIES BY PERSONS PER ROOM

Complete plumbing for exclusive use  
1.01 or more persons per room  
Lacking complete plumbing for exclusive use  
1.01 or more persons per room

MORTGAGE STATUS AND SELECTED MONTHLY OWNER COSTS AS PERCENTAGE OF HOUSEHOLD INCOME IN 1979

With a mortgage  
Less than 15 percent  
15 to 19 percent  
20 to 24 percent  
25 to 29 percent  
30 to 34 percent  
35 percent or more  
Not computed  
Median  
Not mortgaged  
Less than 10 percent  
10 to 14 percent  
15 to 19 percent  
20 to 24 percent  
25 to 29 percent  
30 to 34 percent  
35 percent or more  
Not computed  
Median

Renter-occupied housing units

PERSONS IN UNIT

1 person  
2 persons  
3 persons  
4 persons  
5 persons  
6 or more persons  
Median  
Total persons

PLUMBING FACILITIES BY PERSONS PER ROOM

Complete plumbing for exclusive use  
1.01 or more persons per room  
Lacking complete plumbing for exclusive use  
1.01 or more persons per room

GROSS RENT AS PERCENTAGE OF HOUSEHOLD INCOME IN 1979

Specified renter-occupied housing units  
Less than 15 percent  
15 to 19 percent  
20 to 24 percent  
25 to 29 percent  
30 to 34 percent  
35 to 49 percent  
50 percent or more  
Not computed  
Median

**Table B—11. Age and Sex of Householder in One-Person Households for Owner- and Renter-Occupied Housing Units: 1980**

[Data are estimates based on a sample, see Introduction. For meaning of symbols, see Introduction. For definitions of terms, see appendixes A and B]

| East Orange city  | Male householder |                |                |                |                |                   | Female householder |                |                |                |                |                   |              |
|---|------------------|----------------|----------------|----------------|----------------|-------------------|--------------------|----------------|----------------|----------------|----------------|-------------------|--------------|
|   | Total            | 15 to 24 years | 25 to 34 years | 35 to 44 years | 45 to 64 years | 65 years and over | Total              | 15 to 24 years | 25 to 34 years | 35 to 44 years | 45 to 64 years | 65 years and over |              |
| <b>Owner-occupied housing units</b> .....   | <b>847</b>       | <b>245</b>     | <b>8</b>       | <b>37</b>      | <b>28</b>      | <b>119</b>        | <b>602</b>         | <b>12</b>      | <b>32</b>      | <b>42</b>      | <b>221</b>     | <b>295</b>        |              |
| <b>PLUMBING FACILITIES</b>  |                  |                |                |                |                |                   |                    |                |                |                |                |                   |              |
| Complete plumbing for exclusive use .....   | 841              | 245            | 8              | 37             | 28             | 119               | 596                | 12             | 32             | 36             | 221            | 295               |              |
| Lacking complete plumbing for exclusive use .....                                   | 6                | —              | —              | —              | —              | —                 | 6                  | —              | —              | 6              | —              | —                 |              |
| <b>UNITS IN STRUCTURE</b>   |                  |                |                |                |                |                   |                    |                |                |                |                |                   |              |
| 1, detached or attached .....   | 348              | 77             | —              | 18             | 8              | 38                | 271                | —              | 4              | 22             | 79             | 166               |              |
| 2 or more .....   | 499              | 168            | 8              | 19             | 20             | 81                | 331                | 12             | 28             | 20             | 142            | 129               |              |
| Mobile home or trailer, etc. ....   | —                | —              | —              | —              | —              | —                 | —                  | —              | —              | —              | —              | —                 |              |
| <b>HOUSEHOLD INCOME IN 1979</b>   |                  |                |                |                |                |                   |                    |                |                |                |                |                   |              |
| Less than \$5,000 .....   | 263              | 23             | —              | —              | —              | 23                | 240                | 4              | —              | —              | 54             | 182               |              |
| \$5,000 to \$9,999 .....  | 209              | 72             | 8              | —              | —              | 29                | 137                | 8              | 6              | —              | 49             | 74                |              |
| \$10,000 to \$12,499 .....  | 96               | 22             | —              | 9              | 5              | 8                 | 74                 | —              | —              | 6              | 56             | 12                |              |
| \$12,500 to \$14,999 .....  | 67               | 22             | —              | 6              | —              | 6                 | 45                 | —              | 4              | 29             | 4              | 8                 |              |
| \$15,000 to \$19,999 .....  | 155              | 62             | —              | 9              | 17             | 27                | 93                 | —              | 22             | —              | 52             | 19                |              |
| \$20,000 to \$24,999 .....  | 28               | 15             | —              | —              | 6              | —                 | 13                 | —              | —              | 7              | 6              | —                 |              |
| \$25,000 to \$34,999 .....  | 24               | 24             | —              | 8              | —              | 16                | —                  | —              | —              | —              | —              | —                 |              |
| \$35,000 to \$49,999 .....  | —                | —              | —              | —              | —              | —                 | —                  | —              | —              | —              | —              | —                 |              |
| \$50,000 or more .....  | 5                | 5              | —              | —              | —              | —                 | —                  | —              | —              | —              | —              | —                 |              |
| Median .....  | \$8 539          | \$13 125       | \$8 750        | \$15 972       | \$17 778       | \$12 344          | \$8 583            | \$6 815        | \$8 125        | \$16 500       | \$13 793       | \$10 335          | \$4 186      |
| Mean .....  | \$9 910          | \$14 119       | \$9 910        | \$21 626       | \$16 969       | \$12 893          | \$10 761           | \$8 197        | \$6 577        | \$15 089       | \$14 142       | \$10 129          | \$5 222      |
| <b>MORTGAGE STATUS AND SELECTED MONTHLY OWNER COSTS</b>                             |                  |                |                |                |                |                   |                    |                |                |                |                |                   |              |
| <b>Specified owner-occupied housing units</b> .....                                 | <b>315</b>       | <b>57</b>      | <b>—</b>       | <b>9</b>       | <b>8</b>       | <b>27</b>         | <b>13</b>          | <b>258</b>     | <b>—</b>       | <b>—</b>       | <b>22</b>      | <b>70</b>         | <b>166</b>   |
| <b>With a mortgage</b> .....  | <b>144</b>       | <b>41</b>      | <b>—</b>       | <b>9</b>       | <b>8</b>       | <b>19</b>         | <b>5</b>           | <b>103</b>     | <b>—</b>       | <b>—</b>       | <b>22</b>      | <b>32</b>         | <b>49</b>    |
| Less than \$200 .....   | 23               | 8              | —              | —              | 8              | —                 | —                  | 15             | —              | —              | —              | —                 | 15           |
| \$200 to \$249 .....  | —                | —              | —              | —              | —              | —                 | —                  | —              | —              | —              | —              | —                 | —            |
| \$250 to \$299 .....  | 9                | —              | —              | —              | —              | —                 | —                  | 9              | —              | —              | 5              | 4                 | —            |
| \$300 to \$349 .....  | 31               | 13             | —              | —              | —              | 8                 | 5                  | 18             | —              | —              | 6              | 12                | —            |
| \$350 to \$399 .....  | 23               | 5              | —              | —              | —              | 5                 | —                  | 18             | —              | —              | 7              | 6                 | 5            |
| \$400 to \$499 .....  | 23               | 9              | —              | 9              | —              | —                 | —                  | 14             | —              | —              | 10             | 4                 | —            |
| \$500 to \$599 .....  | 12               | —              | —              | —              | —              | —                 | —                  | 12             | —              | —              | —              | 12                | —            |
| \$600 to \$749 .....  | 23               | 6              | —              | —              | —              | 6                 | —                  | 17             | —              | —              | —              | —                 | 17           |
| \$750 or more .....   | —                | —              | —              | —              | —              | —                 | —                  | —              | —              | —              | —              | —                 | —            |
| Median .....  | \$370            | \$348          | —              | \$425          | \$125          | \$365             | \$325              | \$376          | —              | —              | \$393          | \$400             | \$340        |
| <b>Not mortgaged</b> .....  | <b>171</b>       | <b>16</b>      | <b>—</b>       | <b>—</b>       | <b>—</b>       | <b>8</b>          | <b>8</b>           | <b>155</b>     | <b>—</b>       | <b>—</b>       | <b>—</b>       | <b>38</b>         | <b>117</b>   |
| Less than \$50 .....  | —                | —              | —              | —              | —              | —                 | —                  | —              | —              | —              | —              | —                 | —            |
| \$50 to \$74 .....  | —                | —              | —              | —              | —              | —                 | —                  | —              | —              | —              | —              | —                 | —            |
| \$75 to \$99 .....  | —                | —              | —              | —              | —              | —                 | —                  | —              | —              | —              | —              | —                 | —            |
| \$100 to \$124 .....  | 9                | —              | —              | —              | —              | —                 | —                  | 9              | —              | —              | —              | —                 | 9            |
| \$125 to \$149 .....  | —                | —              | —              | —              | —              | —                 | —                  | —              | —              | —              | —              | —                 | —            |
| \$150 to \$199 .....  | 51               | —              | —              | —              | —              | —                 | —                  | 51             | —              | —              | —              | 6                 | 45           |
| \$200 to \$249 .....  | 25               | 4              | —              | —              | —              | —                 | 4                  | 21             | —              | —              | —              | 4                 | 17           |
| \$250 or more .....   | 86               | 12             | —              | —              | —              | 8                 | 4                  | 74             | —              | —              | —              | 28                | 46           |
| Median .....  | \$250+           | \$250+         | —              | —              | —              | \$250+            | \$250              | \$242          | —              | —              | —              | \$250+            | \$213        |
| <b>SELECTED CHARACTERISTICS</b>   |                  |                |                |                |                |                   |                    |                |                |                |                |                   |              |
| Median selected monthly owner costs as percentage of household income in 1979 ..... | 42.7             | 34.2           | —              | 32.5           | 10—            | 35.3              | 50+                | 48.6           | —              | —              | 24.6           | 50.0              | 50+          |
| With a mortgage .....   | 36.3             | 29.8           | —              | 32.5           | 10—            | 28.7              | 50+                | 42.9           | —              | —              | 24.6           | 27.0              | 50+          |
| Not mortgaged .....   | 49.0             | 40.0           | —              | —              | —              | 37.5              | 50.0               | 50+            | —              | —              | —              | 50+               | 39.7         |
| Income in 1979 below poverty level .....  | 178              | 12             | —              | —              | —              | 12                | —                  | 166            | 4              | —              | —              | 54                | 108          |
| Percent below poverty level .....   | 21.0             | 4.9            | —              | —              | —              | 10.1              | —                  | 27.6           | 33.3           | —              | —              | 24.4              | 36.6         |
| <b>Renter-occupied housing units</b> .....  | <b>8 553</b>     | <b>3 363</b>   | <b>383</b>     | <b>934</b>     | <b>623</b>     | <b>957</b>        | <b>466</b>         | <b>5 190</b>   | <b>407</b>     | <b>966</b>     | <b>593</b>     | <b>1 365</b>      | <b>1 859</b> |
| <b>PLUMBING FACILITIES</b>  |                  |                |                |                |                |                   |                    |                |                |                |                |                   |              |
| Complete plumbing for exclusive use .....   | 8 250            | 3 131          | 339            | 852            | 604            | 879               | 457                | 5 119          | 391            | 954            | 593            | 1 330             | 1 851        |
| Lacking complete plumbing for exclusive use .....                                   | 303              | 232            | 44             | 82             | 19             | 78                | 9                  | 71             | 16             | 12             | —              | 35                | 8            |
| <b>UNITS IN STRUCTURE</b>   |                  |                |                |                |                |                   |                    |                |                |                |                |                   |              |
| 1, detached or attached .....   | 100              | 28             | —              | 11             | —              | 8                 | 9                  | 72             | 6              | 5              | 35             | 19                | 7            |
| 2 .....   | 454              | 176            | 10             | 27             | 60             | 71                | 8                  | 278            | 29             | 47             | 36             | 91                | 75           |
| 3 and 4 .....   | 1 138            | 527            | 112            | 122            | 106            | 146               | 41                 | 611            | 54             | 110            | 61             | 202               | 184          |
| 5 to 9 .....  | 381              | 198            | 51             | 45             | 24             | 59                | 19                 | 231            | 23             | 30             | 21             | 66                | 43           |
| 10 to 49 .....  | 3 033            | 1 158          | 106            | 346            | 203            | 369               | 134                | 1 875          | 196            | 462            | 303            | 521               | 393          |
| 50 or more .....  | 3 434            | 1 269          | 104            | 376            | 230            | 304               | 255                | 2 165          | 99             | 312            | 137            | 466               | 1 151        |
| Mobile home or trailer, etc. ....   | 13               | 7              | —              | —              | —              | —                 | —                  | 6              | —              | —              | —              | —                 | 6            |
| <b>HOUSEHOLD INCOME IN 1979</b>   |                  |                |                |                |                |                   |                    |                |                |                |                |                   |              |
| Less than \$5,000 .....   | 2 762            | 802            | 91             | 141            | 92             | 237               | 241                | 1 960          | 88             | 128            | 174            | 442               | 1 128        |
| \$5,000 to \$9,999 .....  | 1 911            | 694            | 173            | 216            | 52             | 118               | 135                | 1 217          | 150            | 191            | 105            | 348               | 423          |
| \$10,000 to \$12,499 .....  | 1 127            | 396            | 44             | 135            | 92             | 95                | 30                 | 731            | 86             | 255            | 105            | 213               | 72           |
| \$12,500 to \$14,999 .....  | 689              | 246            | 33             | 101            | 37             | 69                | 6                  | 443            | 26             | 135            | 94             | 133               | 55           |
| \$15,000 to \$19,999 .....  | 1 089            | 557            | 33             | 174            | 158            | 192               | —                  | 532            | 57             | 214            | 56             | 121               | 84           |
| \$20,000 to \$24,999 .....  | 471              | 322            | 3              | 102            | 87             | 114               | 16                 | 149            | —              | 29             | 43             | 51                | 26           |
| \$25,000 to \$34,999 .....  | 304              | 208            | 6              | 35             | 84             | 83                | —                  | 96             | —              | 8              | 16             | 42                | 30           |
| \$35,000 to \$49,999 .....  | 118              | 85             | —              | 24             | 14             | 35                | 12                 | 33             | —              | —              | —              | 6                 | 27           |
| \$50,000 or more .....  | 82               | 53             | —              | 6              | 7              | 14                | 26                 | 29             | —              | 6              | —              | 9                 | 14           |
| Median .....  | \$8 797          | \$11 171       | \$7 305        | \$12 037       | \$15 962       | \$13 533          | \$4 879            | \$7 376        | \$8 275        | \$11 608       | \$10 417       | \$8 331           | \$4 415      |
| Mean .....  | \$10 583         | \$12 914       | \$8 338        | \$12 665       | \$16 779       | \$14 365          | \$9 030            | \$9 072        | \$8 815        | \$11 641       | \$10 143       | \$9 706           | \$6 986      |
| <b>GROSS RENT</b>   |                  |                |                |                |                |                   |                    |                |                |                |                |                   |              |
| <b>Specified renter-occupied housing units</b> .....                                | <b>8 553</b>     | <b>3 363</b>   | <b>383</b>     | <b>934</b>     | <b>623</b>     | <b>957</b>        | <b>466</b>         | <b>5 190</b>   | <b>407</b>     | <b>966</b>     | <b>593</b>     | <b>1 365</b>      | <b>1 859</b> |
| Less than \$100 .....   | 796              | 135            | —              | —              | 8              | 47                | 80                 | 661            | —              | —              | 17             | 153               | 491          |
| \$100 to \$149 .....  | 383              | 132            | 7              | 32             | —              | 59                | 34                 | 251            | 16             | 5              | —              | 83                | 147          |
| \$150 to \$199 .....  | 1 003            | 441            | 61             | 90             | 59             | 139               | 92                 | 562            | 29             | 76             | 115            | 135               | 207          |
| \$200 to \$249 .....  | 2 567            | 1 111          | 154            | 342            | 205            | 298               | 112                | 1 456          | 142            | 312            | 176            | 416               | 410          |
| \$250 to \$299 .....  | 2 074            | 796            | 100            | 260            | 149            | 230               | 57                 | 1 278          | 156            | 351            | 158            | 374               | 239          |
| \$300 to \$349 .....  | 945              | 396            | 37             | 128            | 95             | 110               | 26                 | 549            | 46             | 157            | 71             | 157               | 118          |
| \$350 to \$399 .....  | 420              | 205            | 12             | 59             | 59             | 40                | 35                 | 215            | 13             | 45             | 36             | 11                | 110          |
| \$400 to \$499 .....  | 191              | 67             | 9              | 5              | 21             | 32                | —                  | 124            | 5              | 14             | 20             | 20                | 65           |
| \$500 or more .....   | 124              | 30             | —              | —              | —              | —                 | —                  | 94             | —              | 6              | —              | 16                | 72           |
| No cash rent .....  | 50               | 50             | 3              | 18             | 27             | 2                 | —                  | —              | —              | —              | —              | —                 | —            |
| Median .....  | \$242            | \$244          | \$242          | \$249          | \$261          | \$243             | \$211              | \$239          | \$254          | \$261          | \$247          | \$238             | \$210        |
| <b>SELECTED CHARACTERISTICS</b>   |                  |                |                |                |                |                   |                    |                |                |                |                |                   |              |
| Median gross rent as percentage of household income in 1979 .....                   | 28.5             | 24.6           | 38.9           | 24.5           | 19.4           | 21.1              | 38.2               | 30.8           | 36.3           | 26.7           | 29.6           | 29.0              | 35.0         |
| Income in 1979 below poverty level .....  | 1 912            | 608            | 91             | 116            | 92             | 181               | 128                | 1 304          | 71             | 109            | 165            | 356               | 603          |
| Percent below poverty level .....   | 22.4             | 18.1           | 23.8           | 12.4           | 14.8           | 18.9              | 27.5               | 25.1           | 17.4           | 11.3           | 27.8           | 26.1              | 32.4         |



Table B — 12. Duration of Vacancy for Year-Round Vacant for Sale and Vacant for Rent Housing Units: 1980

[Data are estimates based on a sample, see Introduction. For meaning of symbols, see Introduction. For definitions of terms, see appendixes A and 8]

| East Orange city                             |          |                    |                  |                  | East Orange city                            |       |                    |                  |                  |
|--|----------|--------------------|------------------|------------------|---|-------|--------------------|------------------|------------------|
|  | Total    | Less than 2 months | 2 up to 6 months | 6 or more months |   | Total | Less than 2 months | 2 up to 6 months | 6 or more months |
| Vacant for sale only housing units           | 103      | 36                 | 29               | 38               | Vacant for rent housing units               | 1 333 | 544                | 470              | 319              |
| <b>ROOMS</b>                                 |          |                    |                  |                  | <b>ROOMS</b>                                |       |                    |                  |                  |
| 1 to 3 rooms                                 | 34       | 17                 | 11               | 6                | 1 room                                      | 67    | 50                 | 12               | 5                |
| 4 rooms                                      | 2        | —                  | —                | 2                | 2 rooms                                     | 136   | 74                 | 21               | 41               |
| 5 rooms                                      | 11       | 5                  | 6                | —                | 3 rooms                                     | 464   | 154                | 179              | 131              |
| 6 rooms                                      | 21       | 7                  | —                | 14               | 4 rooms                                     | 283   | 116                | 65               | 102              |
| 7 rooms                                      | 17       | 7                  | 5                | 5                | 5 rooms                                     | 283   | 110                | 156              | 17               |
| 8 or more rooms                              | 18       | —                  | 7                | 11               | 6 rooms                                     | 77    | 36                 | 18               | 23               |
| Median                                       | 5.7      | 4.7                | 5.1              | 6.3              | 7 or more rooms                             | 23    | 4                  | 19               | —                |
|  |          |                    |                  |                  | Median                                      | 3.5   | 3.5                | 3.9              | 3.4              |
| <b>PLUMBING FACILITIES</b>                   |          |                    |                  |                  | <b>PLUMBING FACILITIES</b>                  |       |                    |                  |                  |
| Complete plumbing for exclusive use          | 103      | 36                 | 29               | 38               | Complete plumbing for exclusive use         | 1 310 | 525                | 470              | 315              |
| Locking complete plumbing for exclusive use  | —        | —                  | —                | —                | Locking complete plumbing for exclusive use | 23    | 19                 | —                | 4                |
| <b>BEDROOMS</b>                              |          |                    |                  |                  | <b>BEDROOMS</b>                             |       |                    |                  |                  |
| None   | —        | —                  | —                | —                | None  | 78    | 56                 | 12               | 10               |
| 1  | 34       | 17                 | 11               | 6                | 1   | 667   | 279                | 212              | 176              |
| 2  | 13       | 5                  | 6                | —                | 2   | 408   | 161                | 146              | 101              |
| 3  | 31       | 7                  | 5                | 19               | 3   | 141   | 35                 | 79               | 27               |
| 4  | 6        | —                  | —                | 6                | 4   | 30    | 13                 | 12               | 5                |
| 5 or more                                    | 19       | 7                  | 7                | 5                | 5 or more                                   | 9     | —                  | 9                | —                |
| <b>YEAR STRUCTURE BUILT</b>                  |          |                    |                  |                  | <b>YEAR STRUCTURE BUILT</b>                 |       |                    |                  |                  |
| 1975 to March 1980                           | —        | —                  | —                | —                | 1975 to March 1980                          | 19    | 7                  | 12               | —                |
| 1970 to 1974                                 | —        | —                  | —                | —                | 1970 to 1974                                | 46    | 27                 | 13               | 6                |
| 1960 to 1969                                 | 11       | —                  | 11               | —                | 1960 to 1969                                | 112   | 68                 | 29               | 15               |
| 1950 to 1959                                 | 12       | 7                  | —                | 6                | 1950 to 1959                                | 206   | 84                 | 88               | 34               |
| 1940 to 1949                                 | 17       | 11                 | —                | 6                | 1940 to 1949                                | 418   | 185                | 190              | 43               |
| 1939 or earlier                              | 63       | 18                 | 18               | 27               | 1939 or earlier                             | 532   | 173                | 138              | 221              |
| <b>UNITS IN STRUCTURE</b>                    |          |                    |                  |                  | <b>UNITS IN STRUCTURE</b>                   |       |                    |                  |                  |
| 1, detached or attached                      | 25       | 7                  | 7                | 11               | 1, detached or attached                     | 79    | 42                 | 31               | 6                |
| 2 or more                                    | 78       | 29                 | 22               | 27               | 2   | 72    | 30                 | 34               | 8                |
| Mobile home or trailer                       | —        | —                  | —                | —                | 3 and 4                                     | 257   | 55                 | 153              | 49               |
| <b>HEATING EQUIPMENT</b>                     |          |                    |                  |                  | 5 to 9                                      | 53    | 6                  | 41               | 6                |
| Central heating system                       | 97       | 36                 | 23               | 38               | 10 to 49                                    | 403   | 210                | 133              | 60               |
| Other means                                  | 6        | —                  | 6                | —                | 50 or more                                  | 469   | 201                | 78               | 190              |
| None   | —        | —                  | —                | —                | Mobile home or trailer                      | —     | —                  | —                | —                |
| <b>PRICE ASKED</b>                           |          |                    |                  |                  | <b>RENT ASKED</b>                           |       |                    |                  |                  |
| Specified vacant for sale only housing units | 25       | 7                  | 7                | 11               | Specified vacant for rent housing units     | 1 333 | 544                | 470              | 319              |
| Less than \$10,000                           | 6        | —                  | —                | —                | Less than \$100                             | 43    | 16                 | 27               | —                |
| \$10,000 to \$19,999                         | —        | —                  | —                | —                | \$100 to \$149                              | 45    | 30                 | 15               | —                |
| \$20,000 to \$29,999                         | —        | —                  | —                | —                | \$150 to \$199                              | 145   | 77                 | 53               | 15               |
| \$30,000 to \$39,999                         | 7        | 7                  | —                | —                | \$200 to \$249                              | 476   | 232                | 168              | 76               |
| \$40,000 to \$49,999                         | 12       | —                  | 7                | 5                | \$250 to \$299                              | 292   | 93                 | 173              | 26               |
| \$50,000 to \$59,999                         | —        | —                  | —                | —                | \$300 to \$399                              | 236   | 74                 | 30               | 132              |
| \$60,000 to \$79,999                         | —        | —                  | —                | —                | \$400 or more                               | 96    | 22                 | 4                | 70               |
| \$80,000 to \$99,999                         | —        | —                  | —                | —                | Median                                      | \$246 | \$230              | \$244            | \$336            |
| \$100,000 or more                            | —        | —                  | —                | —                |   |       |                    |                  |                  |
| Median                                       | \$39 600 | \$37 500           | \$47 500         | \$10000—         |   |       |                    |                  |                  |

Table B — 13. Price Asked and Rent Asked for Year-Round Vacant Housing Units: 1980

[Data are estimates based on a sample, see Introduction. For meaning of symbols, see Introduction. For definitions of terms, see appendixes A and 8]

| East Orange city                            | Price asked—Specified vacant for sale only housing units |                    |                      |                      |                      |                   |                  | Rent asked—Specified vacant for rent housing units |                 |                |                |                |               |                  |
|---|--|--------------------|----------------------|----------------------|----------------------|-------------------|------------------|--|-----------------|----------------|----------------|----------------|---------------|------------------|
|   | Total  | Less than \$10,000 | \$10,000 to \$29,999 | \$30,000 to \$49,999 | \$50,000 to \$99,999 | \$100,000 or more | Median (dollars) | Total  | Less than \$100 | \$100 to \$199 | \$200 to \$299 | \$300 to \$399 | \$400 or more | Median (dollars) |
|   |  |                    |                      |                      |                      |                   |                  |  |                 |                |                |                |               |                  |
| <b>Total</b>                                | 25   | 6                  | —                    | 19                   | —                    | —                 | 39 600           | 1 333  | 43              | 190            | 768            | 236            | 96            | 246              |
| <b>PLUMBING FACILITIES</b>                  |  |                    |                      |                      |                      |                   |                  |  |                 |                |                |                |               |                  |
| Complete plumbing for exclusive use         | 25   | 6                  | —                    | 19                   | —                    | —                 | 39 600           | 1 310  | 43              | 190            | 758            | 223            | 96            | 246              |
| Locking complete plumbing for exclusive use | —  | —                  | —                    | —                    | —                    | —                 | —                | 23   | —               | —              | 10             | 13             | —             | 306              |
| <b>BEDROOMS</b>                             |  |                    |                      |                      |                      |                   |                  |  |                 |                |                |                |               |                  |
| None  | —  | —                  | —                    | —                    | —                    | —                 | —                | 78   | 6               | 27             | 34             | 11             | —             | 209              |
| 1   | —  | —                  | —                    | —                    | —                    | —                 | —                | 667  | 16              | 117            | 364            | 160            | 10            | 236              |
| 2   | —  | —                  | —                    | —                    | —                    | —                 | —                | 408  | 21              | 37             | 211            | 53             | 86            | 265              |
| 3   | 12   | —                  | —                    | 12                   | —                    | —                 | 39 300           | 141  | —               | 4              | 125            | 12             | —             | 262              |
| 4   | 6  | 6                  | —                    | —                    | —                    | —                 | 10000—           | 30   | —               | 5              | 25             | —              | —             | 235              |
| 5 or more                                   | 7  | —                  | —                    | 7                    | —                    | —                 | 47 500           | 9  | —               | —              | 9              | —              | —             | 288              |
| <b>YEAR STRUCTURE BUILT</b>                 |  |                    |                      |                      |                      |                   |                  |  |                 |                |                |                |               |                  |
| 1975 to March 1980                          | —  | —                  | —                    | —                    | —                    | —                 | —                | 19   | —               | 7              | 12             | —              | —             | 210              |
| 1970 to 1974                                | —  | —                  | —                    | —                    | —                    | —                 | —                | 46   | 7               | —              | 32             | 7              | —             | 238              |
| 1960 to 1969                                | —  | —                  | —                    | —                    | —                    | —                 | —                | 112  | —               | 16             | 61             | 13             | 22            | 239              |
| 1950 to 1959                                | 7  | —                  | —                    | 7                    | —                    | —                 | 37 500           | 206  | 12              | 31             | 139            | 24             | —             | 239              |
| 1940 to 1949                                | —  | —                  | —                    | —                    | —                    | —                 | —                | 418  | 15              | 56             | 319            | 24             | 4             | 248              |
| 1939 or earlier                             | 18   | 6                  | —                    | 12                   | —                    | —                 | 43 000           | 532  | 9               | 80             | 205            | 168            | 70            | 273              |
| <b>UNITS IN STRUCTURE</b>                   |  |                    |                      |                      |                      |                   |                  |  |                 |                |                |                |               |                  |
| 1, detached or attached                     | 25   | 6                  | —                    | 19                   | —                    | —                 | 39 600           | 79   | —               | 14             | 49             | 12             | 4             | 252              |
| 2 or more                                   | —  | —                  | —                    | —                    | —                    | —                 | —                | 1 254  | 43              | 176            | 719            | 224            | 92            | 246              |
| Mobile home or trailer                      | —  | —                  | —                    | —                    | —                    | —                 | —                | —  | —               | —              | —              | —              | —             | —                |

Table B-14. Value of Owner-Occupied Housing Units With a White Householder: 1980

(Data are estimates based on a sample, see Introduction. For meaning of symbols, see Introduction. For definitions of terms, see appendixes A and B)

| East Orange city  | Total    | Less than \$10,000 | \$10,000 to \$19,999 | \$20,000 to \$29,999 | \$30,000 to \$39,999 | \$40,000 to \$49,999 | \$50,000 to \$59,999 | \$60,000 to \$79,999 | \$80,000 to \$99,999 | \$100,000 to \$149,999 | \$150,000 or more | Median (dollars) | Mean (dollars) |
|---|----------|--------------------|----------------------|----------------------|----------------------|----------------------|----------------------|----------------------|----------------------|------------------------|-------------------|------------------|----------------|
| Specified owner-occupied housing units  | 742      | 5                  | 63                   | 186                  | 259                  | 125                  | 51                   | 35                   | 18                   | -                      | -                 | 34 300           | 36 400         |
| <b>HOUSEHOLD TYPE AND AGE OF HOUSEHOLDER</b>  |          |                    |                      |                      |                      |                      |                      |                      |                      |                        |                   |                  |                |
| Married-couple families   | 444      | -                  | 39                   | 92                   | 151                  | 91                   | 45                   | 26                   | -                    | -                      | -                 | 36 700           | 37 400         |
| 15 to 24 years  | -        | -                  | -                    | -                    | -                    | -                    | -                    | -                    | -                    | -                      | -                 | -                | -              |
| 25 to 34 years  | 15       | -                  | -                    | -                    | 5                    | -                    | 10                   | -                    | -                    | -                      | -                 | 51 300           | 45 800         |
| 35 to 44 years  | 61       | -                  | -                    | 9                    | 20                   | 15                   | 17                   | -                    | -                    | -                      | -                 | 45 500           | 42 400         |
| 45 to 64 years  | 213      | -                  | 15                   | 47                   | 77                   | 48                   | 8                    | 18                   | -                    | -                      | -                 | 36 500           | 37 300         |
| 65 years and over   | 155      | -                  | 24                   | 36                   | 49                   | 28                   | 10                   | 8                    | -                    | -                      | -                 | 35 200           | 34 800         |
| Male householder, no wife present   | 62       | -                  | 7                    | 21                   | 19                   | 15                   | -                    | -                    | -                    | -                      | -                 | 31 400           | 31 100         |
| 15 to 24 years  | -        | -                  | -                    | -                    | -                    | -                    | -                    | -                    | -                    | -                      | -                 | -                | -              |
| 25 to 34 years  | 5        | -                  | -                    | 5                    | -                    | -                    | -                    | -                    | -                    | -                      | -                 | 21 300           | 21 300         |
| 35 to 44 years  | -        | -                  | -                    | -                    | -                    | -                    | -                    | -                    | -                    | -                      | -                 | -                | -              |
| 45 to 64 years  | 35       | -                  | 7                    | 7                    | 6                    | 15                   | -                    | -                    | -                    | -                      | -                 | 32 900           | 32 000         |
| 65 years and over   | 22       | -                  | -                    | 9                    | 13                   | -                    | -                    | -                    | -                    | -                      | -                 | 32 000           | 31 800         |
| Female householder, no husband present  | 236      | 5                  | 17                   | 73                   | 89                   | 19                   | 6                    | 9                    | 18                   | -                      | -                 | 31 800           | 36 000         |
| 15 to 24 years  | -        | -                  | -                    | -                    | -                    | -                    | -                    | -                    | -                    | -                      | -                 | -                | -              |
| 25 to 34 years  | -        | -                  | -                    | -                    | -                    | -                    | -                    | -                    | -                    | -                      | -                 | -                | -              |
| 35 to 44 years  | 8        | -                  | 3                    | 5                    | -                    | -                    | -                    | -                    | -                    | -                      | -                 | 25 500           | 23 400         |
| 45 to 64 years  | 62       | -                  | -                    | 10                   | 37                   | -                    | 6                    | 9                    | -                    | -                      | -                 | 34 400           | 40 100         |
| 65 years and over   | 166      | 5                  | 14                   | 58                   | 52                   | 19                   | -                    | -                    | 18                   | -                      | -                 | 30 800           | 35 200         |
| Median age  | 63.5     | 77.5               | 70.5                 | 66.4                 | 62.7                 | 60.7                 | 44.2                 | 62.0                 | 85+                  | -                      | -                 | ...              | ...            |
| <b>YEAR HOUSEHOLDER MOVED INTO UNIT</b>   |          |                    |                      |                      |                      |                      |                      |                      |                      |                        |                   |                  |                |
| 1979 to March 1980  | 5        | -                  | -                    | 5                    | -                    | -                    | -                    | -                    | -                    | -                      | -                 | 21 300           | 21 300         |
| 1975 to 1978  | 22       | -                  | -                    | 5                    | -                    | 7                    | 10                   | -                    | -                    | -                      | -                 | 49 300           | 44 900         |
| 1970 to 1974  | 77       | -                  | 4                    | 9                    | 32                   | 5                    | 18                   | 9                    | -                    | -                      | -                 | 38 200           | 42 600         |
| 1960 to 1969  | 213      | -                  | 14                   | 39                   | 71                   | 44                   | 17                   | 18                   | 10                   | -                      | -                 | 36 400           | 40 400         |
| 1959 or earlier   | 425      | 5                  | 45                   | 128                  | 156                  | 69                   | 6                    | 8                    | 8                    | -                      | -                 | 32 300           | 33 100         |
| <b>ROOMS</b>  |          |                    |                      |                      |                      |                      |                      |                      |                      |                        |                   |                  |                |
| 1 to 3 rooms  | -        | -                  | -                    | -                    | -                    | -                    | -                    | -                    | -                    | -                      | -                 | -                | -              |
| 4 rooms   | -        | -                  | -                    | -                    | -                    | -                    | -                    | -                    | -                    | -                      | -                 | -                | -              |
| 5 rooms   | 73       | -                  | -                    | 29                   | 15                   | 9                    | 9                    | 11                   | -                    | -                      | -                 | 36 600           | 38 600         |
| 6 rooms   | 314      | 5                  | 37                   | 74                   | 136                  | 36                   | 26                   | -                    | -                    | -                      | -                 | 33 900           | 32 800         |
| 7 rooms   | 90       | -                  | 4                    | 34                   | 43                   | 9                    | -                    | -                    | -                    | -                      | -                 | 31 300           | 31 600         |
| 8 or more rooms   | 265      | -                  | 22                   | 49                   | 65                   | 71                   | 16                   | 24                   | 18                   | -                      | -                 | 38 800           | 41 800         |
| Median  | 6.4      | 6.0                | 6.4                  | 6.4                  | 6.3                  | 7.8                  | 6.1                  | 7.8                  | 8.5+                 | -                      | -                 | ...              | ...            |
| <b>BEDROOMS</b>   |          |                    |                      |                      |                      |                      |                      |                      |                      |                        |                   |                  |                |
| None  | -        | -                  | -                    | -                    | -                    | -                    | -                    | -                    | -                    | -                      | -                 | -                | -              |
| 1   | 9        | -                  | -                    | -                    | -                    | 9                    | -                    | -                    | -                    | -                      | -                 | 42 500           | 42 500         |
| 2   | 96       | 5                  | 12                   | 30                   | 24                   | 5                    | 9                    | 11                   | -                    | -                      | -                 | 30 600           | 34 100         |
| 3   | 313      | -                  | 31                   | 71                   | 150                  | 27                   | 26                   | -                    | 8                    | -                      | -                 | 35 000           | 34 800         |
| 4   | 211      | -                  | 13                   | 70                   | 51                   | 53                   | -                    | 24                   | -                    | -                      | -                 | 32 600           | 36 500         |
| 5 or more   | 113      | -                  | 7                    | 15                   | 34                   | 31                   | 16                   | -                    | 10                   | -                      | -                 | 40 400           | 42 400         |
| <b>YEAR STRUCTURE BUILT</b>   |          |                    |                      |                      |                      |                      |                      |                      |                      |                        |                   |                  |                |
| 1975 to March 1980  | -        | -                  | -                    | -                    | -                    | -                    | -                    | -                    | -                    | -                      | -                 | -                | -              |
| 1970 to 1974  | 7        | -                  | -                    | -                    | -                    | 7                    | -                    | -                    | -                    | -                      | -                 | 47 500           | 47 500         |
| 1960 to 1969  | 6        | -                  | -                    | -                    | 6                    | -                    | -                    | -                    | -                    | -                      | -                 | 37 500           | 37 500         |
| 1950 to 1959  | 45       | -                  | -                    | 10                   | 21                   | 14                   | -                    | -                    | -                    | -                      | -                 | 38 000           | 36 000         |
| 1940 to 1949  | 80       | -                  | -                    | 27                   | 26                   | -                    | 10                   | 9                    | 8                    | -                      | -                 | 35 000           | 43 300         |
| 1939 or earlier   | 604      | 5                  | 63                   | 149                  | 206                  | 104                  | 41                   | 26                   | 10                   | -                      | -                 | 33 500           | 35 400         |
| <b>HOUSEHOLD INCOME IN 1979</b>   |          |                    |                      |                      |                      |                      |                      |                      |                      |                        |                   |                  |                |
| Less than \$5,000   | 70       | -                  | 7                    | 15                   | 21                   | 9                    | 10                   | -                    | 8                    | -                      | -                 | 36 000           | 39 800         |
| \$5,000 to \$9,999  | 115      | 5                  | 10                   | 40                   | 45                   | 15                   | -                    | -                    | -                    | -                      | -                 | 30 700           | 30 100         |
| \$10,000 to \$12,499  | 39       | -                  | 11                   | 8                    | 11                   | 9                    | -                    | -                    | -                    | -                      | -                 | 30 200           | 29 300         |
| \$12,500 to \$14,999  | 28       | -                  | -                    | 18                   | 4                    | -                    | 6                    | -                    | -                    | -                      | -                 | 28 800           | 32 600         |
| \$15,000 to \$19,999  | 68       | -                  | 10                   | 7                    | 43                   | -                    | -                    | 8                    | -                    | -                      | -                 | 32 700           | 34 700         |
| \$20,000 to \$24,999  | 51       | -                  | 7                    | 29                   | 15                   | -                    | -                    | -                    | -                    | -                      | -                 | 28 500           | 27 400         |
| \$25,000 to \$34,999  | 162      | -                  | 13                   | 32                   | 67                   | 22                   | 19                   | 9                    | -                    | -                      | -                 | 36 100           | 37 300         |
| \$35,000 to \$49,999  | 158      | -                  | 5                    | 27                   | 53                   | 56                   | -                    | 7                    | 10                   | -                      | -                 | 39 000           | 40 900         |
| \$50,000 or more  | 51       | -                  | -                    | 10                   | -                    | 14                   | 16                   | 11                   | -                    | -                      | -                 | 55 500           | 48 500         |
| Median  | \$25 000 | \$6 250            | \$15 875             | \$20 962             | \$20 917             | \$39 068             | \$27 375             | \$35 268             | \$35 078             | -                      | -                 | ...              | ...            |
| Mean  | \$24 809 | \$6 010            | \$17 193             | \$22 013             | \$22 010             | \$33 853             | \$32 080             | \$35 656             | \$21 336             | -                      | -                 | ...              | ...            |
| <b>MORTGAGE STATUS AND SELECTED MONTHLY OWNER COSTS AS PERCENTAGE OF HOUSEHOLD INCOME IN 1979</b> |          |                    |                      |                      |                      |                      |                      |                      |                      |                        |                   |                  |                |
| With a mortgage   | 250      | -                  | 17                   | 66                   | 106                  | 41                   | 25                   | 27                   | 8                    | -                      | -                 | 34 400           | 39 400         |
| Less than 15 percent  | 91       | -                  | 5                    | 14                   | 23                   | 22                   | 16                   | 11                   | -                    | -                      | -                 | 42 500           | 42 400         |
| 15 to 19 percent  | 59       | -                  | -                    | 30                   | 13                   | 9                    | -                    | 7                    | -                    | -                      | -                 | 29 800           | 35 800         |
| 20 to 24 percent  | 30       | -                  | 5                    | 12                   | 13                   | -                    | -                    | -                    | -                    | -                      | -                 | 29 300           | 28 300         |
| 25 to 29 percent  | 28       | -                  | -                    | -                    | 19                   | -                    | 9                    | -                    | -                    | -                      | -                 | 38 300           | 41 600         |
| 30 to 34 percent  | 13       | -                  | -                    | -                    | 4                    | -                    | -                    | 9                    | -                    | -                      | -                 | 71 400           | 60 200         |
| 35 percent or more  | 61       | -                  | 7                    | 10                   | 34                   | 10                   | -                    | -                    | -                    | -                      | -                 | 32 900           | 32 400         |
| Not computed  | 8        | -                  | -                    | -                    | -                    | -                    | -                    | -                    | 8                    | -                      | -                 | 85 000           | 85 000         |
| Median  | 19.2     | -                  | 23.5                 | 18.2                 | 26.1                 | 14.1                 | 13.9                 | 16.8                 | -                    | -                      | -                 | ...              | ...            |
| Not mortgaged   | 452      | 5                  | 46                   | 120                  | 153                  | 84                   | 26                   | 8                    | 10                   | -                      | -                 | 34 200           | 34 500         |
| Less than 10 percent  | 128      | -                  | 14                   | 36                   | 29                   | 39                   | 10                   | -                    | -                    | -                      | -                 | 36 100           | 33 900         |
| 10 to 14 percent  | 70       | -                  | 6                    | 11                   | 21                   | 22                   | -                    | -                    | 10                   | -                      | -                 | 38 500           | 42 400         |
| 15 to 19 percent  | 59       | -                  | 16                   | 7                    | 27                   | -                    | -                    | -                    | -                    | -                      | -                 | 30 700           | 28 100         |
| 20 to 24 percent  | 59       | 5                  | -                    | 27                   | 19                   | -                    | -                    | 8                    | -                    | -                      | -                 | 28 400           | 32 300         |
| 25 to 29 percent  | 16       | -                  | 6                    | 4                    | -                    | -                    | 6                    | -                    | -                    | -                      | -                 | 28 800           | 33 000         |
| 30 to 34 percent  | 22       | -                  | -                    | -                    | 13                   | 9                    | -                    | -                    | -                    | -                      | -                 | 34 200           | 36 600         |
| 35 percent or more  | 93       | -                  | -                    | 35                   | 44                   | 14                   | -                    | -                    | -                    | -                      | -                 | 35 700           | 33 000         |
| Not computed  | 14       | -                  | 4                    | -                    | -                    | -                    | 10                   | -                    | -                    | -                      | -                 | 51 500           | 42 100         |
| Median  | 17.1     | 22.5               | 15.3                 | 21.1                 | 19.9                 | 10.7                 | 10                   | 22.5                 | 12.5                 | -                      | -                 | ...              | ...            |
| <b>SELECTED CHARACTERISTICS</b>   |          |                    |                      |                      |                      |                      |                      |                      |                      |                        |                   |                  |                |
| Complete plumbing for exclusive use   | 742      | 5                  | 63                   | 186                  | 259                  | 125                  | 51                   | 35                   | 18                   | -                      | -                 | 34 300           | 36 400         |
| 1.01 or more persons per room   | 11       | -                  | -                    | -                    | -                    | 11                   | -                    | -                    | -                    | -                      | -                 | 42 500           | 42 500         |
| Lacking complete plumbing for exclusive use   | -        | -                  | -                    | -                    | -                    | -                    | -                    | -                    | -                    | -                      | -                 | -                | -              |
| 1.01 or more persons per room   | -        | -                  | -                    | -                    | -                    | -                    | -                    | -                    | -                    | -                      | -                 | -                | -              |
| Heating equipment   | 742      | 5                  | 63                   | 186                  | 259                  | 125                  | 51                   | 35                   | 18                   | -                      | -                 | 34 300           | 36 400         |
| Central heating system  | 698      | 5                  | 63                   | 169                  | 240                  | 117                  | 51                   | 35                   | 18                   | -                      | -                 | 34 500           | 36 600         |
| Air conditioning  | 423      | 5                  | 33                   | 79                   | 165                  | 63                   | 51                   | 27                   | -                    | -                      | -                 | 36 000           | 37 500         |
| Central system  | 39       | 5                  | 4                    | -                    | 21                   | -                    | -                    | 9                    | -                    | -                      | -                 | 37 500           | 39 600         |
| Income in 1979 below poverty level  | 44       | -                  | 7                    | -                    | 10                   | 9                    | 10                   | -                    | 8                    | -                      | -                 | 42 800           | 47 400         |
| Percent below poverty level   | 5.9      | -                  | 11.1                 | -                    | 3.9                  | 7.2                  | 19.6                 | -                    | 44.4                 | -                      | -                 | ...              | ...            |



Table B-15. Gross Rent of Renter-Occupied Housing Units With a White Householder: 1980

[Oto ore estimates based on a sample, see Introduction. For meaning of symbols, see Introduction. For definitions of terms, see appendixes A and B]

| East Orange city  | Total        | Less than \$100 | \$100 to \$149 | \$150 to \$199 | \$200 to \$249 | \$250 to \$299 | \$300 to \$349 | \$350 to \$399 | \$400 to \$499 | \$500 or more | No cash rent | Median (dollars) |
|---|--------------|-----------------|----------------|----------------|----------------|----------------|----------------|----------------|----------------|---------------|--------------|------------------|
| <b>Specified renter-occupied housing units</b> .....                      | <b>4 277</b> | <b>320</b>      | <b>162</b>     | <b>469</b>     | <b>1 019</b>   | <b>818</b>     | <b>496</b>     | <b>364</b>     | <b>316</b>     | <b>245</b>    | <b>68</b>    | <b>258</b>       |
| <b>HOUSEHOLD TYPE AND AGE OF HOUSEHOLDER</b>                              |              |                 |                |                |                |                |                |                |                |               |              |                  |
| <b>Married-couple families</b> .....                                      | <b>973</b>   | —               | 28             | 46             | 236            | 194            | 124            | 75             | 151            | 100           | 19           | 294              |
| 15 to 24 years.....   | 40           | —               | —              | —              | 5              | 8              | 20             | —              | —              | —             | 7            | 309              |
| 25 to 34 years.....   | 150          | —               | —              | —              | 33             | 14             | 23             | 28             | 28             | 12            | 12           | 348              |
| 35 to 44 years.....   | 45           | —               | —              | —              | 7              | 16             | 17             | —              | 5              | —             | —            | 298              |
| 45 to 64 years.....   | 356          | —               | 17             | 24             | 85             | 68             | 48             | 8              | 67             | 39            | —            | 289              |
| 65 years and over.....  | 382          | —               | 11             | 22             | 106            | 88             | 16             | 39             | 51             | 49            | —            | 285              |
| <b>Male householder, no wife present</b> .....                            | <b>1 200</b> | <b>55</b>       | <b>40</b>      | <b>173</b>     | <b>281</b>     | <b>254</b>     | <b>126</b>     | <b>128</b>     | <b>62</b>      | <b>36</b>     | <b>45</b>    | <b>256</b>       |
| 15 to 24 years.....   | 173          | —               | —              | 14             | 57             | 58             | 13             | 12             | 19             | —             | —            | 270              |
| 25 to 34 years.....   | 180          | —               | —              | 20             | 28             | 85             | 11             | 25             | 5              | —             | 6            | 277              |
| 35 to 44 years.....   | 153          | —               | —              | —              | 49             | 26             | 23             | 28             | 7              | —             | 20           | 281              |
| 45 to 64 years.....   | 359          | 23              | 23             | 59             | 74             | 52             | 61             | 25             | 31             | —             | 11           | 248              |
| 65 years and over.....  | 335          | 32              | 17             | 80             | 73             | —              | 18             | 38             | —              | 36            | 8            | 217              |
| <b>Female householder, no husband present</b> .....                       | <b>2 104</b> | <b>265</b>      | <b>94</b>      | <b>250</b>     | <b>502</b>     | <b>370</b>     | <b>246</b>     | <b>161</b>     | <b>103</b>     | <b>109</b>    | <b>4</b>     | <b>243</b>       |
| 15 to 24 years.....   | 78           | —               | 4              | 6              | 13             | 39             | 6              | 10             | —              | —             | —            | 281              |
| 25 to 34 years.....   | 156          | 8               | —              | 11             | 27             | 47             | 35             | 22             | —              | 6             | —            | 270              |
| 35 to 44 years.....   | 146          | —               | —              | 19             | 52             | 28             | 19             | 13             | 15             | —             | —            | 256              |
| 45 to 64 years.....   | 471          | 58              | 26             | 49             | 165            | 79             | 65             | 6              | 7              | 16            | —            | 228              |
| 65 years and over.....  | 1 253        | 199             | 64             | 165            | 245            | 177            | 121            | 110            | 81             | 87            | 4            | 236              |
| <b>Median age</b> .....   | <b>62.9</b>  | <b>71.4</b>     | <b>67.1</b>    | <b>70.3</b>    | <b>61.3</b>    | <b>52.6</b>    | <b>55.6</b>    | <b>65.5</b>    | <b>61.6</b>    | <b>73.5</b>   | <b>37.2</b>  | ...              |
| <b>YEAR HOUSEHOLDER MOVED INTO UNIT</b>                                   |              |                 |                |                |                |                |                |                |                |               |              |                  |
| 1979 to March 1980.....   | 713          | 56              | 17             | 76             | 106            | 163            | 97             | 103            | 50             | 30            | 15           | 284              |
| 1975 to 1978.....   | 1 282        | 131             | 33             | 102            | 313            | 252            | 158            | 105            | 85             | 86            | 17           | 262              |
| 1970 to 1974.....   | 894          | 100             | 33             | 89             | 249            | 131            | 96             | 75             | 40             | 61            | 20           | 241              |
| 1960 to 1969.....   | 934          | 33              | 53             | 142            | 260            | 130            | 84             | 44             | 126            | 62            | —            | 244              |
| 1959 or earlier.....  | 454          | —               | 26             | 60             | 91             | 142            | 61             | 37             | 15             | 6             | 16           | 262              |
| <b>ROOMS</b>  |              |                 |                |                |                |                |                |                |                |               |              |                  |
| 1 room.....   | 479          | 133             | 42             | 123            | 116            | 65             | —              | —              | —              | —             | —            | 174              |
| 2 rooms.....  | 516          | 57              | 42             | 102            | 185            | 56             | 34             | 19             | —              | 15            | 6            | 212              |
| 3 rooms.....  | 1 439        | 112             | 44             | 176            | 425            | 229            | 163            | 145            | 76             | 47            | 22           | 244              |
| 4 rooms.....  | 978          | 14              | 26             | 27             | 167            | 326            | 148            | 108            | 112            | 34            | 16           | 291              |
| 5 rooms.....  | 592          | 4               | —              | 41             | 103            | 96             | 102            | 62             | 87             | 85            | 12           | 323              |
| 6 rooms.....  | 209          | —               | 8              | —              | 16             | 39             | 49             | 26             | 27             | 44            | —            | 342              |
| 7 or more rooms.....  | 64           | —               | —              | —              | 7              | 7              | —              | 4              | 14             | 20            | 12           | 457              |
| <b>Median</b> .....   | <b>3.3</b>   | <b>2.0</b>      | <b>2.4</b>     | <b>2.6</b>     | <b>3.0</b>     | <b>3.7</b>     | <b>3.8</b>     | <b>3.7</b>     | <b>4.2</b>     | <b>4.8</b>    | <b>3.9</b>   | ...              |
| <b>PLUMBING FACILITIES BY PERSONS PER ROOM AND POVERTY STATUS IN 1979</b> |              |                 |                |                |                |                |                |                |                |               |              |                  |
| <b>All income levels in 1979</b> .....                                    | <b>4 277</b> | <b>320</b>      | <b>162</b>     | <b>469</b>     | <b>1 019</b>   | <b>818</b>     | <b>496</b>     | <b>364</b>     | <b>316</b>     | <b>245</b>    | <b>68</b>    | <b>258</b>       |
| <b>Complete plumbing for exclusive use</b> .....                          | <b>4 188</b> | <b>309</b>      | <b>143</b>     | <b>443</b>     | <b>1 019</b>   | <b>803</b>     | <b>496</b>     | <b>364</b>     | <b>304</b>     | <b>239</b>    | <b>68</b>    | <b>259</b>       |
| 0.50 or less.....   | 2 890        | 174             | 100            | 253            | 605            | 581            | 381            | 307            | 235            | 216           | 38           | 274              |
| 0.51 to 1.00.....   | 1 196        | 135             | 39             | 190            | 377            | 199            | 108            | 42             | 69             | 18            | 19           | 228              |
| 1.01 to 1.50.....   | 66           | —               | —              | —              | 12             | 23             | 7              | 8              | —              | 5             | 11           | 288              |
| 1.51 or more.....   | 36           | —               | 4              | —              | 25             | —              | —              | 7              | —              | —             | —            | 214              |
| <b>Locking complete plumbing for exclusive use</b> .....                  | <b>89</b>    | <b>11</b>       | <b>19</b>      | <b>26</b>      | —              | <b>15</b>      | —              | —              | <b>12</b>      | <b>6</b>      | —            | <b>168</b>       |
| 0.50 or less.....   | 45           | —               | —              | 26             | —              | 6              | —              | —              | 7              | 6             | —            | 175              |
| 0.51 to 1.00.....   | 44           | 11              | 19             | —              | —              | 9              | —              | —              | 5              | —             | —            | 132              |
| 1.01 to 1.50.....   | —            | —               | —              | —              | —              | —              | —              | —              | —              | —             | —            | —                |
| 1.51 or more.....   | —            | —               | —              | —              | —              | —              | —              | —              | —              | —             | —            | —                |
| <b>Income in 1979 below poverty level</b> .....                           | <b>727</b>   | <b>127</b>      | <b>34</b>      | <b>101</b>     | <b>180</b>     | <b>108</b>     | <b>58</b>      | <b>48</b>      | <b>8</b>       | <b>47</b>     | <b>16</b>    | <b>222</b>       |
| <b>Complete plumbing for exclusive use</b> .....                          | <b>727</b>   | <b>127</b>      | <b>34</b>      | <b>101</b>     | <b>180</b>     | <b>108</b>     | <b>58</b>      | <b>48</b>      | <b>8</b>       | <b>47</b>     | <b>16</b>    | <b>222</b>       |
| 1.01 or more persons per room.....  | 32           | —               | —              | —              | 9              | 16             | —              | 7              | —              | —             | —            | 286              |
| <b>Locking complete plumbing for exclusive use</b> .....                  | —            | —               | —              | —              | —              | —              | —              | —              | —              | —             | —            | —                |
| 1.01 or more persons per room.....  | —            | —               | —              | —              | —              | —              | —              | —              | —              | —             | —            | —                |
| <b>BEDROOMS</b>   |              |                 |                |                |                |                |                |                |                |               |              |                  |
| None.....   | 543          | 152             | 42             | 149            | 129            | 71             | —              | —              | —              | —             | —            | 174              |
| 1.....  | 2 340        | 150             | 111            | 273            | 698            | 397            | 295            | 214            | 97             | 68            | 37           | 244              |
| 2.....  | 1 002        | 18              | 9              | 37             | 129            | 240            | 134            | 110            | 193            | 113           | 19           | 322              |
| 3.....  | 326          | —               | —              | 10             | 28             | 102            | 67             | 36             | 19             | 64            | —            | 317              |
| 4.....  | 27           | —               | —              | —              | 19             | —              | —              | 4              | —              | —             | 4            | 234              |
| 5 or more.....  | 39           | —               | —              | —              | 16             | 8              | —              | —              | 7              | —             | 8            | 248              |
| <b>UNITS IN STRUCTURE</b>   |              |                 |                |                |                |                |                |                |                |               |              |                  |
| 1, detached or attached.....  | 116          | —               | —              | 17             | 7              | 7              | 29             | 11             | 14             | 6             | 25           | 325              |
| 2.....  | 265          | —               | 9              | 28             | 83             | 77             | 38             | 15             | 15             | —             | —            | 258              |
| 3 and 4.....  | 438          | 6               | 28             | 30             | 140            | 156            | 49             | 18             | 11             | —             | —            | 259              |
| 5 to 9.....   | 155          | 16              | 10             | 25             | 26             | 30             | 31             | —              | 17             | —             | —            | 251              |
| 10 to 49.....   | 1 146        | 33              | 51             | 181            | 352            | 261            | 133            | 75             | 10             | 30            | 20           | 242              |
| 50 or more.....   | 2 144        | 265             | 64             | 188            | 404            | 287            | 216            | 239            | 249            | 209           | 23           | 272              |
| Mobile home or trailer, etc.....  | 13           | —               | —              | —              | 7              | —              | —              | 6              | —              | —             | —            | 248              |
| <b>YEAR STRUCTURE BUILT</b>   |              |                 |                |                |                |                |                |                |                |               |              |                  |
| 1975 to March 1980.....   | 172          | 60              | 12             | 30             | 45             | 8              | 11             | —              | —              | 6             | —            | 183              |
| 1970 to 1974.....   | 329          | 75              | 7              | 49             | 137            | 55             | —              | —              | 6              | —             | —            | 208              |
| 1960 to 1969.....   | 883          | 83              | 28             | 38             | 110            | 101            | 83             | 109            | 172            | 140           | 19           | 343              |
| 1950 to 1959.....   | 717          | 43              | 25             | 44             | 153            | 147            | 108            | 98             | 48             | 44            | 7            | 272              |
| 1940 to 1949.....   | 690          | 23              | 19             | 126            | 224            | 102            | 83             | 65             | 39             | —             | 9            | 238              |
| 1939 or earlier.....  | 1 486        | 36              | 71             | 182            | 350            | 405            | 211            | 92             | 51             | 55            | 33           | 262              |
| <b>STORIES IN STRUCTURE</b>   |              |                 |                |                |                |                |                |                |                |               |              |                  |
| 1 to 3.....   | 1 499        | 44              | 65             | 160            | 402            | 428            | 212            | 73             | 73             | 6             | 36           | 258              |
| 4 or more.....  | 2 778        | 276             | 97             | 309            | 617            | 390            | 284            | 291            | 243            | 239           | 32           | 258              |
| With elevator.....  | 2 570        | 276             | 91             | 257            | 511            | 364            | 277            | 280            | 243            | 239           | 32           | 265              |
| <b>GROSS RENT AS PERCENTAGE OF HOUSEHOLD INCOME IN 1979</b>               |              |                 |                |                |                |                |                |                |                |               |              |                  |
| Less than 15 percent.....   | 770          | 21              | 24             | 83             | 184            | 114            | 66             | 77             | 95             | 106           | ...          | 277              |
| 15 to 19 percent.....   | 526          | 50              | 10             | 85             | 113            | 116            | 47             | 63             | 35             | 7             | ...          | 252              |
| 20 to 24 percent.....   | 700          | 112             | 18             | 57             | 127            | 147            | 91             | 42             | 67             | 39            | ...          | 262              |
| 25 to 29 percent.....   | 370          | 55              | 20             | 18             | 114            | 62             | 47             | 11             | 26             | 17            | ...          | 239              |
| 30 to 34 percent.....   | 303          | 12              | 37             | 32             | 102            | 34             | 51             | 20             | 15             | —             | ...          | 233              |
| 35 to 49 percent.....   | 509          | 28              | 40             | 79             | 69             | 141            | 83             | 39             | 24             | 6             | ...          | 264              |
| 50 percent or more.....   | 886          | 21              | 13             | 82             | 296            | 175            | 111            | 105            | 54             | 29            | ...          | 260              |
| Not computed.....   | 213          | 21              | —              | 33             | 14             | 29             | —              | 7              | —              | 41            | 68           | 260              |
| <b>Median</b> .....   | <b>25.5</b>  | <b>23.5</b>     | <b>31.2</b>    | <b>24.4</b>    | <b>28.4</b>    | <b>26.4</b>    | <b>29.7</b>    | <b>24.6</b>    | <b>22.1</b>    | <b>14.7</b>   | ...          | ...              |
| <b>SELECTED CHARACTERISTICS</b>   |              |                 |                |                |                |                |                |                |                |               |              |                  |
| <b>Heating equipment</b> .....  | <b>4 269</b> | <b>320</b>      | <b>162</b>     | <b>469</b>     | <b>1 019</b>   | <b>810</b>     | <b>496</b>     | <b>364</b>     | <b>316</b>     | <b>245</b>    | <b>68</b>    | <b>258</b>       |
| Central heating system.....   | 4 094        | 320             | 154            | 463            | 939            | 775            | 484            | 344            | 302            | 245           | 68           | 259              |
| <b>Air conditioning</b> .....   | <b>2 735</b> | <b>210</b>      | <b>96</b>      | <b>246</b>     | <b>575</b>     | <b>460</b>     | <b>300</b>     | <b>261</b>     | <b>301</b>     | <b>245</b>    | <b>41</b>    | <b>271</b>       |
| Central system.....   | 1 193        | 73              | 52             | 41             | 204            | 92             | 119            | 167            | 225            | 212           | 8            | 353              |

Table B—16. **Income and Poverty Status in 1979 of Owner-Occupied Housing Units With a White Householder: 1980**

[Data are estimates based on a sample, see Introduction. For meaning of symbols, see Introduction. For definitions of terms, see appendixes A and B.]

| East Orange city  | Household income in 1979 |                   |                    |                      |                      |                      |                      |                      |                      |                  |                  | Income in 1979 below poverty level |                |
|---|--------------------------|-------------------|--------------------|----------------------|----------------------|----------------------|----------------------|----------------------|----------------------|------------------|------------------|------------------------------------|----------------|
|   | Total                    | Less than \$5,000 | \$5,000 to \$9,999 | \$10,000 to \$12,499 | \$12,500 to \$14,999 | \$15,000 to \$19,999 | \$20,000 to \$24,999 | \$25,000 to \$34,999 | \$35,000 to \$49,999 | \$50,000 or more | Median (dollars) |                                    | Mean (dollars) |
| <b>Owner-occupied housing units</b>   | <b>1 199</b>             | <b>108</b>        | <b>233</b>         | <b>59</b>            | <b>39</b>            | <b>167</b>           | <b>98</b>            | <b>236</b>           | <b>199</b>           | <b>60</b>        | <b>19 654</b>    | <b>22 603</b>                      | <b>71</b>      |
| <b>HOUSEHOLD TYPE AND AGE OF HOUSEHOLDER</b>  |                          |                   |                    |                      |                      |                      |                      |                      |                      |                  |                  |                                    |                |
| <b>Married-couple families</b>  | <b>741</b>               | <b>25</b>         | <b>99</b>          | <b>43</b>            | <b>15</b>            | <b>107</b>           | <b>69</b>            | <b>177</b>           | <b>151</b>           | <b>55</b>        | <b>25 359</b>    | <b>26 659</b>                      | <b>31</b>      |
| 15 to 24 years  | —                        | —                 | —                  | —                    | —                    | —                    | —                    | —                    | —                    | —                | —                | —                                  | —              |
| 25 to 34 years  | 43                       | —                 | —                  | 8                    | 6                    | 6                    | 5                    | 18                   | —                    | —                | 20 750           | 19 942                             | —              |
| 35 to 44 years  | 103                      | —                 | 6                  | —                    | —                    | 12                   | 6                    | 26                   | 38                   | 15               | 36 135           | 36 231                             | 6              |
| 45 to 64 years  | 355                      | 9                 | 14                 | 9                    | —                    | 45                   | 52                   | 95                   | 98                   | 37               | 28 967           | 31 162                             | 9              |
| 65 years and over   | 240                      | 16                | 79                 | 26                   | 9                    | 44                   | 6                    | 38                   | 15                   | 7                | 12 404           | 17 094                             | 16             |
| <b>Male householder, no wife present</b>  | <b>132</b>               | <b>11</b>         | <b>56</b>          | <b>—</b>             | <b>5</b>             | <b>14</b>            | <b>14</b>            | <b>11</b>            | <b>21</b>            | <b>—</b>         | <b>9 911</b>     | <b>17 514</b>                      | <b>6</b>       |
| 15 to 24 years  | —                        | —                 | —                  | —                    | —                    | —                    | —                    | —                    | —                    | —                | —                | —                                  | —              |
| 25 to 34 years  | 5                        | —                 | —                  | —                    | 5                    | —                    | —                    | —                    | —                    | —                | 13 750           | 13 270                             | —              |
| 35 to 44 years  | 5                        | —                 | —                  | —                    | —                    | —                    | —                    | 5                    | —                    | —                | 28 750           | 29 510                             | —              |
| 45 to 64 years  | 69                       | 11                | 17                 | —                    | —                    | 5                    | 14                   | 6                    | 16                   | —                | 20 536           | 21 148                             | 6              |
| 65 years and over   | 53                       | —                 | 39                 | —                    | —                    | 9                    | —                    | —                    | 5                    | —                | 8 641            | 12 052                             | —              |
| <b>Female householder, no husband present</b>   | <b>326</b>               | <b>72</b>         | <b>78</b>          | <b>16</b>            | <b>19</b>            | <b>46</b>            | <b>15</b>            | <b>48</b>            | <b>27</b>            | <b>5</b>         | <b>12 031</b>    | <b>15 443</b>                      | <b>34</b>      |
| 15 to 24 years  | 4                        | 4                 | —                  | —                    | —                    | —                    | —                    | —                    | —                    | —                | 2500—            | —                                  | 4              |
| 25 to 34 years  | —                        | —                 | —                  | —                    | —                    | —                    | —                    | —                    | —                    | —                | —                | —                                  | —              |
| 35 to 44 years  | 8                        | 3                 | —                  | —                    | 5                    | —                    | —                    | —                    | —                    | —                | 13 000           | 9 374                              | 3              |
| 45 to 64 years  | 85                       | 6                 | 10                 | 5                    | 10                   | 16                   | —                    | 23                   | 10                   | 5                | 17 396           | 21 896                             | 6              |
| 65 years and over   | 229                      | 59                | 68                 | 11                   | 4                    | 30                   | 15                   | 25                   | 17                   | —                | 8 438            | 13 529                             | 21             |
| Median age  | 62.9                     | 75.3              | 74.5               | 67.7                 | 61.7                 | 64.9                 | 56.8                 | 59.0                 | 57.4                 | 55.0             | ...              | ...                                | 70.9           |
| <b>YEAR HOUSEHOLDER MOVED INTO UNIT</b>   |                          |                   |                    |                      |                      |                      |                      |                      |                      |                  |                  |                                    |                |
| 1979 to March 1980  | 35                       | 6                 | 5                  | —                    | 5                    | 11                   | —                    | 8                    | —                    | —                | 15 341           | 15 326                             | —              |
| 1975 to 1978  | 56                       | 14                | 6                  | —                    | 5                    | 5                    | 6                    | 5                    | 8                    | 7                | 16 500           | 24 152                             | 14             |
| 1970 to 1974  | 156                      | 9                 | 23                 | 8                    | 6                    | 27                   | 19                   | 45                   | 11                   | 8                | 22 500           | 21 896                             | 10             |
| 1960 to 1969  | 276                      | 14                | 14                 | 23                   | —                    | 29                   | 27                   | 53                   | 75                   | 41               | 28 846           | 30 372                             | 3              |
| 1959 or earlier   | 676                      | 65                | 185                | 28                   | 23                   | 95                   | 46                   | 125                  | 105                  | 4                | 16 445           | 19 842                             | 44             |
| <b>SELECTED CHARACTERISTICS</b>   |                          |                   |                    |                      |                      |                      |                      |                      |                      |                  |                  |                                    |                |
| <b>Complete plumbing for exclusive use</b>  | <b>1 199</b>             | <b>108</b>        | <b>233</b>         | <b>59</b>            | <b>39</b>            | <b>167</b>           | <b>98</b>            | <b>236</b>           | <b>199</b>           | <b>60</b>        | <b>19 654</b>    | <b>22 603</b>                      | <b>71</b>      |
| 1.01 or more persons per room   | 23                       | —                 | —                  | 8                    | —                    | —                    | —                    | 4                    | 11                   | —                | 29 688           | 30 471                             | —              |
| <b>Lacking complete plumbing for exclusive use</b>  | <b>—</b>                 | <b>—</b>          | <b>—</b>           | <b>—</b>             | <b>—</b>             | <b>—</b>             | <b>—</b>             | <b>—</b>             | <b>—</b>             | <b>—</b>         | <b>—</b>         | <b>—</b>                           | <b>—</b>       |
| 1.01 or more persons per room   | —                        | —                 | —                  | —                    | —                    | —                    | —                    | —                    | —                    | —                | —                | —                                  | —              |
| <b>Heating equipment</b>  | <b>1 199</b>             | <b>108</b>        | <b>233</b>         | <b>59</b>            | <b>39</b>            | <b>167</b>           | <b>98</b>            | <b>236</b>           | <b>199</b>           | <b>60</b>        | <b>19 654</b>    | <b>22 603</b>                      | <b>71</b>      |
| Central heating system  | 1 126                    | 102               | 221                | 59                   | 33                   | 156                  | 91                   | 228                  | 186                  | 50               | 19 574           | 22 378                             | 65             |
| <b>Air conditioning</b>   | <b>699</b>               | <b>45</b>         | <b>130</b>         | <b>29</b>            | <b>21</b>            | <b>89</b>            | <b>59</b>            | <b>170</b>           | <b>96</b>            | <b>60</b>        | <b>22 276</b>    | <b>24 615</b>                      | <b>29</b>      |
| Central system  | 71                       | 8                 | 12                 | —                    | —                    | 21                   | —                    | 30                   | —                    | —                | 17 422           | 18 010                             | 8              |
| <b>Vehicles available</b>   | <b>969</b>               | <b>44</b>         | <b>136</b>         | <b>53</b>            | <b>34</b>            | <b>153</b>           | <b>85</b>            | <b>215</b>           | <b>189</b>           | <b>60</b>        | <b>23 910</b>    | <b>25 450</b>                      | <b>33</b>      |
| 1   | 525                      | 41                | 106                | 45                   | 16                   | 110                  | 39                   | 88                   | 71                   | 7                | 16 382           | 20 091                             | 30             |
| 2 or more   | 444                      | 3                 | 30                 | 8                    | 16                   | 43                   | 46                   | 127                  | 118                  | 53               | 28 523           | 31 788                             | 3              |
| <b>House heating fuel</b>   | <b>1 199</b>             | <b>108</b>        | <b>233</b>         | <b>59</b>            | <b>39</b>            | <b>167</b>           | <b>98</b>            | <b>236</b>           | <b>199</b>           | <b>60</b>        | <b>19 654</b>    | <b>22 603</b>                      | <b>71</b>      |
| Utility gas   | 479                      | 53                | 107                | 15                   | 26                   | 67                   | 46                   | 56                   | 71                   | 38               | 17 406           | 22 032                             | 32             |
| Bottled, tank, or LP gas  | 11                       | 6                 | —                  | —                    | —                    | —                    | —                    | —                    | 7                    | —                | 3 750            | 4 505                              | —              |
| Electricity   | 6                        | 4                 | —                  | —                    | —                    | —                    | —                    | —                    | —                    | —                | 28 036           | 17 729                             | 4              |
| Fuel oil, kerosene, etc.  | 658                      | 45                | 116                | 44                   | 13                   | 88                   | 52                   | 163                  | 115                  | 22               | 22 929           | 23 168                             | 35             |
| Other   | 45                       | —                 | 10                 | —                    | —                    | 12                   | —                    | 10                   | 13                   | —                | 25 125           | 24 010                             | —              |
| Median rooms  | 6.0                      | 6.1               | 5.7                | 5.9                  | 6.8                  | 5.9                  | 5.9                  | 6.0                  | 6.4                  | 7.5              | ...              | ...                                | 6.0            |
| <b>Specified owner-occupied housing units</b>   | <b>742</b>               | <b>70</b>         | <b>115</b>         | <b>39</b>            | <b>28</b>            | <b>68</b>            | <b>51</b>            | <b>162</b>           | <b>158</b>           | <b>51</b>        | <b>25 000</b>    | <b>24 809</b>                      | <b>44</b>      |
| <b>MORTGAGE STATUS AND SELECTED MONTHLY OWNER COSTS</b>   |                          |                   |                    |                      |                      |                      |                      |                      |                      |                  |                  |                                    |                |
| <b>With a mortgage</b>  | <b>290</b>               | <b>21</b>         | <b>31</b>          | <b>11</b>            | <b>5</b>             | <b>19</b>            | <b>23</b>            | <b>71</b>            | <b>58</b>            | <b>51</b>        | <b>27 656</b>    | <b>29 888</b>                      | <b>11</b>      |
| Less than \$200   | 13                       | 8                 | —                  | 5                    | —                    | —                    | —                    | —                    | —                    | —                | 2500—            | 4 029                              | 8              |
| \$200 to \$249  | 6                        | —                 | —                  | —                    | —                    | —                    | 6                    | —                    | —                    | —                | 21 250           | 20 050                             | —              |
| \$250 to \$299  | 22                       | 3                 | 10                 | —                    | 5                    | 4                    | —                    | —                    | —                    | —                | 9 500            | 10 545                             | 3              |
| \$300 to \$349  | 28                       | 5                 | 5                  | —                    | —                    | —                    | 5                    | 13                   | —                    | —                | 24 500           | 18 746                             | —              |
| \$350 to \$399  | 48                       | 5                 | 4                  | —                    | —                    | —                    | 5                    | 13                   | —                    | 21               | 32 838           | 35 689                             | —              |
| \$400 to \$499  | 78                       | —                 | 6                  | 6                    | —                    | 4                    | 7                    | 8                    | 33                   | 14               | 36 168           | 35 087                             | —              |
| \$500 to \$599  | 44                       | —                 | —                  | —                    | —                    | 11                   | —                    | 19                   | 14                   | —                | 27 292           | 28 548                             | —              |
| \$600 to \$749  | 42                       | —                 | 6                  | —                    | —                    | —                    | —                    | 9                    | 11                   | 16               | 37 318           | 42 341                             | —              |
| \$750 or more   | 9                        | —                 | —                  | —                    | —                    | —                    | —                    | 9                    | —                    | —                | 28 750           | 28 190                             | —              |
| Median  | \$425                    | \$292             | \$356              | \$404                | \$275                | \$514                | \$355                | \$508                | \$485                | \$416            | ...              | ...                                | \$134          |
| <b>Not mortgaged</b>  | <b>452</b>               | <b>49</b>         | <b>84</b>          | <b>28</b>            | <b>23</b>            | <b>49</b>            | <b>28</b>            | <b>91</b>            | <b>100</b>           | <b>—</b>         | <b>19 271</b>    | <b>21 550</b>                      | <b>33</b>      |
| Less than \$50  | —                        | —                 | —                  | —                    | —                    | —                    | —                    | —                    | —                    | —                | —                | —                                  | —              |
| \$50 to \$74  | —                        | —                 | —                  | —                    | —                    | —                    | —                    | —                    | —                    | —                | —                | —                                  | —              |
| \$75 to \$99  | —                        | —                 | —                  | —                    | —                    | —                    | —                    | —                    | —                    | —                | —                | —                                  | —              |
| \$100 to \$124  | 5                        | —                 | 5                  | —                    | —                    | —                    | —                    | —                    | —                    | —                | 6 250            | 6 010                              | —              |
| \$125 to \$149  | 18                       | —                 | —                  | —                    | —                    | —                    | —                    | 10                   | 8                    | —                | 27 250           | 30 289                             | —              |
| \$150 to \$199  | 76                       | 16                | 26                 | 11                   | —                    | —                    | 7                    | 16                   | —                    | —                | 9 000            | 12 270                             | 16             |
| \$200 to \$249  | 111                      | 15                | 11                 | 8                    | 4                    | 14                   | 11                   | 33                   | 15                   | —                | 23 295           | 21 488                             | 9              |
| \$250 or more   | 242                      | 18                | 42                 | 9                    | 19                   | 35                   | 10                   | 32                   | 77                   | —                | 19 750           | 24 163                             | 8              |
| Median  | \$250+                   | \$228             | \$250              | \$219                | \$250+               | \$250+               | \$232                | \$230                | \$250+               | —                | ...              | ...                                | \$203          |
| <b>MORTGAGE STATUS AND SELECTED MONTHLY OWNER COSTS AS PERCENTAGE OF HOUSEHOLD INCOME IN 1979</b> |                          |                   |                    |                      |                      |                      |                      |                      |                      |                  |                  |                                    |                |
| <b>With a mortgage</b>  | <b>290</b>               | <b>21</b>         | <b>31</b>          | <b>11</b>            | <b>5</b>             | <b>19</b>            | <b>23</b>            | <b>71</b>            | <b>58</b>            | <b>51</b>        | <b>27 656</b>    | <b>29 888</b>                      | <b>11</b>      |
| Less than 15 percent  | 91                       | —                 | —                  | —                    | —                    | —                    | —                    | 12                   | 28                   | 51               | 50 367           | 50 357                             | —              |
| 15 to 19 percent  | 59                       | —                 | —                  | —                    | —                    | —                    | 4                    | 11                   | 30                   | —                | 35 044           | 31 653                             | —              |
| 20 to 24 percent  | 30                       | —                 | —                  | 5                    | 5                    | —                    | —                    | 12                   | 8                    | —                | 21 042           | 19 268                             | —              |
| 25 to 29 percent  | 28                       | —                 | —                  | —                    | —                    | —                    | —                    | —                    | 28                   | —                | 28 214           | 27 785                             | —              |
| 30 to 34 percent  | 13                       | —                 | —                  | —                    | —                    | —                    | —                    | —                    | 9                    | —                | 28 194           | 24 350                             | —              |
| 35 percent or more  | 61                       | 13                | 31                 | 6                    | —                    | 11                   | —                    | —                    | —                    | —                | 8 312            | 8 935                              | 3              |
| Not computed  | 8                        | 8                 | —                  | —                    | —                    | —                    | —                    | —                    | —                    | —                | 2500—            | —                                  | 8              |
| Median  | 19.2                     | 50+               | 50+                | 40.8                 | 22.5                 | 41.4                 | 20.2                 | 25.3                 | 15.2                 | 10—              | ...              | ...                                | 50+            |
| <b>Not mortgaged</b>  | <b>452</b>               | <b>49</b>         | <b>84</b>          | <b>28</b>            | <b>23</b>            | <b>49</b>            | <b>28</b>            | <b>91</b>            | <b>100</b>           | <b>—</b>         | <b>19 271</b>    | <b>21 550</b>                      | <b>33</b>      |
| Less than 10 percent  | 128                      | —                 | —                  | —                    | —                    | —                    | 7                    | 31                   | 90                   | —                | 40 259           | 38 375                             | —              |
| 10 to 14 percent  | 70                       | —                 | —                  | —                    | —                    | —                    | 15                   | 45                   | 10                   | —                | 27 000           | 28 888                             | —              |
| 15 to 19 percent  | 50                       | —                 | —                  | 11                   | —                    | 26                   | 6                    | 7                    | —                    | —                | 18 125           | 18 590                             | —              |
| 20 to 24 percent  | 59                       | —                 | 15                 | 8                    | 13                   | 15                   | —                    | 8                    | —                    | —                | 13 750           | 14 438                             | —              |
| 25 to 29 percent  | 16                       | —                 | 6                  | —                    | 10                   | —                    | —                    | —                    | —                    | —                | 13 000           | 11 825                             | —              |
| 30 to 34 percent  | 22                       | —                 | 5                  | 9                    | —                    | 8                    | —                    | —                    | —                    | —                | 11 667           | 11 906                             | —              |
| 35 percent or more  | 93                       | 35                | 58                 | —                    | —                    | —                    | —                    | —                    | —                    | —                | 6 437            | 6 170                              | 19             |
| Not computed  | 14                       | 14                | —                  | —                    | —                    | —                    | —                    | —                    | —                    | —                | 2500—            | —                                  | 14             |
| Median  | 17.1                     | 50+               | 37.6               | 21.9                 | 24.4                 | 19.7                 | 12.3                 | 11.6                 | 10—                  | —                | ...              | ...                                | 50+            |



Table B-17. Income and Poverty Status in 1979 of Renter-Occupied Housing Units With a White Householder: 1980

[Data are estimates based on a sample, see Introduction. For meaning of symbols, see Introduction. For definitions of terms, see appendixes A and B.]

| East Orange city  | Household income in 1979 |                   |                    |                      |                      |                      |                      |                      |                      |                  |                  | Income in 1979 below poverty level |                |
|---|--------------------------|-------------------|--------------------|----------------------|----------------------|----------------------|----------------------|----------------------|----------------------|------------------|------------------|------------------------------------|----------------|
|   | Total                    | Less than \$5,000 | \$5,000 to \$9,999 | \$10,000 to \$12,499 | \$12,500 to \$14,999 | \$15,000 to \$19,999 | \$20,000 to \$24,999 | \$25,000 to \$34,999 | \$35,000 to \$49,999 | \$50,000 or more | Median (dollars) |                                    | Mean (dollars) |
| <b>Renter-occupied housing units</b>                        | <b>4 288</b>             | <b>1 121</b>      | <b>887</b>         | <b>412</b>           | <b>288</b>           | <b>453</b>           | <b>372</b>           | <b>394</b>           | <b>185</b>           | <b>176</b>       | <b>10 825</b>    | <b>15 396</b>                      | <b>727</b>     |
| <b>HOUSEHOLD TYPE AND AGE OF HOUSEHOLDER</b>                |                          |                   |                    |                      |                      |                      |                      |                      |                      |                  |                  |                                    |                |
| <b>Married-couple families</b>                              | <b>984</b>               | <b>52</b>         | <b>176</b>         | <b>102</b>           | <b>49</b>            | <b>116</b>           | <b>107</b>           | <b>200</b>           | <b>88</b>            | <b>94</b>        | <b>19 821</b>    | <b>24 620</b>                      | <b>57</b>      |
| 15 to 24 years  | 40                       | 7                 | 8                  | 5                    | —                    | —                    | 5                    | 15                   | —                    | —                | 16 250           | 16 328                             | 15             |
| 25 to 34 years  | 150                      | 5                 | 24                 | 18                   | 7                    | 13                   | 15                   | 26                   | 27                   | 15               | 21 333           | 27 680                             | 5              |
| 35 to 44 years  | 49                       | —                 | —                  | —                    | 8                    | 20                   | 7                    | 14                   | —                    | —                | 18 906           | 19 507                             | —              |
| 45 to 64 years  | 356                      | —                 | 6                  | 30                   | 34                   | 46                   | 57                   | 107                  | 29                   | 47               | 26 250           | 30 818                             | —              |
| 65 years and over   | 389                      | 40                | 138                | 49                   | —                    | 37                   | 23                   | 38                   | 32                   | 32               | 10 842           | 19 264                             | 37             |
| <b>Male householder, no wife present</b>                    | <b>1 200</b>             | <b>289</b>        | <b>226</b>         | <b>114</b>           | <b>109</b>           | <b>115</b>           | <b>155</b>           | <b>98</b>            | <b>41</b>            | <b>53</b>        | <b>11 864</b>    | <b>15 298</b>                      | <b>196</b>     |
| 15 to 24 years  | 173                      | 47                | 32                 | 24                   | 45                   | —                    | 10                   | 15                   | —                    | —                | 10 781           | 10 949                             | 63             |
| 25 to 34 years  | 180                      | 19                | 35                 | 19                   | 18                   | 15                   | 39                   | 13                   | 22                   | —                | 14 861           | 16 522                             | 19             |
| 35 to 44 years  | 153                      | 16                | 11                 | 24                   | —                    | 49                   | 24                   | 22                   | —                    | 7                | 16 518           | 21 672                             | 16             |
| 45 to 64 years  | 359                      | 64                | 64                 | 16                   | 40                   | 40                   | 66                   | 48                   | 7                    | 14               | 14 719           | 16 508                             | 15             |
| 65 years and over   | 335                      | 143               | 84                 | 31                   | 6                    | 11                   | 16                   | —                    | 12                   | 32               | 6 424            | 12 678                             | 83             |
| <b>Female householder, no husband present</b>               | <b>2 104</b>             | <b>780</b>        | <b>485</b>         | <b>196</b>           | <b>130</b>           | <b>222</b>           | <b>110</b>           | <b>96</b>            | <b>56</b>            | <b>29</b>        | <b>7 305</b>     | <b>11 137</b>                      | <b>474</b>     |
| 15 to 24 years  | 78                       | 34                | 22                 | 8                    | —                    | 14                   | —                    | —                    | —                    | —                | 6 042            | 7 575                              | 27             |
| 25 to 34 years  | 156                      | 27                | 19                 | 36                   | 17                   | 45                   | 6                    | —                    | —                    | 6                | 12 222           | 13 015                             | 20             |
| 35 to 44 years  | 146                      | 53                | 44                 | 11                   | 14                   | 8                    | 7                    | —                    | —                    | —                | 7 273            | 8 699                              | 75             |
| 45 to 64 years  | 471                      | 113               | 108                | 48                   | 52                   | 53                   | 35                   | 47                   | 6                    | 9                | 10 755           | 13 897                             | 98             |
| 65 years and over   | 1 253                    | 553               | 292                | 93                   | 47                   | 101                  | 61                   | 42                   | 50                   | 14               | 6 010            | 10 372                             | 254            |
| <b>Median age</b>   | <b>62.9</b>              | <b>71.6</b>       | <b>68.5</b>        | <b>61.3</b>          | <b>50.2</b>          | <b>53.5</b>          | <b>55.0</b>          | <b>53.9</b>          | <b>65.2</b>          | <b>61.7</b>      | <b>...</b>       | <b>...</b>                         | <b>65.8</b>    |
| <b>YEAR HOUSEHOLDER MOVED INTO UNIT</b>                     |                          |                   |                    |                      |                      |                      |                      |                      |                      |                  |                  |                                    |                |
| 1979 to March 1980  | 713                      | 196               | 150                | 38                   | 69                   | 88                   | 65                   | 74                   | 13                   | 20               | 10 691           | 13 735                             | 160            |
| 1975 to 1978  | 1 282                    | 358               | 219                | 169                  | 56                   | 123                  | 120                  | 113                  | 57                   | 67               | 10 947           | 16 250                             | 229            |
| 1970 to 1974  | 898                      | 265               | 184                | 41                   | 102                  | 91                   | 64                   | 97                   | 35                   | 19               | 10 000           | 13 516                             | 203            |
| 1960 to 1969  | 934                      | 229               | 210                | 102                  | 39                   | 94                   | 76                   | 80                   | 56                   | 48               | 10 686           | 17 060                             | 95             |
| 1959 or earlier   | 461                      | 73                | 124                | 62                   | 22                   | 57                   | 47                   | 30                   | 24                   | 22               | 11 351           | 15 875                             | 40             |
| <b>PLUMBING FACILITIES BY PERSONS PER ROOM</b>              |                          |                   |                    |                      |                      |                      |                      |                      |                      |                  |                  |                                    |                |
| <b>Complete plumbing for exclusive use</b>                  | <b>4 199</b>             | <b>1 121</b>      | <b>838</b>         | <b>412</b>           | <b>272</b>           | <b>453</b>           | <b>366</b>           | <b>381</b>           | <b>180</b>           | <b>176</b>       | <b>10 853</b>    | <b>15 417</b>                      | <b>727</b>     |
| 0.50 or less  | 2 897                    | 837               | 565                | 284                  | 202                  | 327                  | 238                  | 167                  | 129                  | 148              | 10 409           | 15 344                             | 518            |
| 0.51 to 1.00  | 1 200                    | 267               | 254                | 128                  | 63                   | 117                  | 105                  | 195                  | 51                   | 20               | 11 543           | 15 307                             | 177            |
| 1.01 to 1.50  | 66                       | 8                 | 8                  | —                    | —                    | —                    | 23                   | 19                   | —                    | 8                | 23 750           | 24 004                             | 16             |
| 1.51 or more  | 36                       | 9                 | 11                 | —                    | 7                    | 9                    | —                    | —                    | —                    | —                | 7 045            | 9 184                              | 16             |
| <b>Lacking complete plumbing for exclusive use</b>          | <b>89</b>                | <b>—</b>          | <b>49</b>          | <b>—</b>             | <b>16</b>            | <b>—</b>             | <b>6</b>             | <b>13</b>            | <b>5</b>             | <b>—</b>         | <b>8 875</b>     | <b>14 392</b>                      | <b>—</b>       |
| 0.50 or less  | 45                       | —                 | 19                 | —                    | 7                    | —                    | 6                    | 13                   | —                    | —                | 13 750           | 17 200                             | —              |
| 0.51 to 1.00  | 44                       | —                 | 30                 | —                    | 9                    | —                    | —                    | —                    | 5                    | —                | 8 000            | 11 521                             | —              |
| 1.01 to 1.50  | —                        | —                 | —                  | —                    | —                    | —                    | —                    | —                    | —                    | —                | —                | —                                  | —              |
| 1.51 or more  | —                        | —                 | —                  | —                    | —                    | —                    | —                    | —                    | —                    | —                | —                | —                                  | —              |
| <b>SELECTED CHARACTERISTICS</b>                             |                          |                   |                    |                      |                      |                      |                      |                      |                      |                  |                  |                                    |                |
| <b>Heating equipment</b>                                    | <b>4 280</b>             | <b>1 113</b>      | <b>887</b>         | <b>412</b>           | <b>288</b>           | <b>453</b>           | <b>372</b>           | <b>394</b>           | <b>185</b>           | <b>176</b>       | <b>10 850</b>    | <b>15 416</b>                      | <b>719</b>     |
| Central heating system                                      | 4 105                    | 1 062             | 871                | 388                  | 262                  | 425                  | 364                  | 381                  | 185                  | 167              | 10 770           | 15 365                             | 684            |
| <b>Air conditioning</b>                                     | <b>2 746</b>             | <b>645</b>        | <b>577</b>         | <b>254</b>           | <b>120</b>           | <b>288</b>           | <b>249</b>           | <b>303</b>           | <b>142</b>           | <b>168</b>       | <b>11 486</b>    | <b>17 495</b>                      | <b>354</b>     |
| Central system  | 1 200                    | 319               | 225                | 94                   | 35                   | 66                   | 95                   | 159                  | 88                   | 119              | 11 489           | 20 936                             | 181            |
| <b>Vehicles available</b>                                   | <b>2 412</b>             | <b>342</b>        | <b>339</b>         | <b>255</b>           | <b>201</b>           | <b>340</b>           | <b>290</b>           | <b>337</b>           | <b>153</b>           | <b>155</b>       | <b>15 690</b>    | <b>20 042</b>                      | <b>267</b>     |
| 1   | 2 013                    | 335               | 327                | 249                  | 164                  | 278                  | 206                  | 224                  | 124                  | 106              | 13 956           | 18 003                             | 247            |
| 2 or more   | 399                      | 7                 | 12                 | 6                    | 37                   | 62                   | 84                   | 113                  | 29                   | 49               | 23 882           | 30 327                             | 20             |
| <b>House heating fuel</b>                                   | <b>4 280</b>             | <b>1 113</b>      | <b>887</b>         | <b>412</b>           | <b>288</b>           | <b>453</b>           | <b>372</b>           | <b>394</b>           | <b>185</b>           | <b>176</b>       | <b>10 850</b>    | <b>15 416</b>                      | <b>719</b>     |
| Utility gas   | 787                      | 175               | 175                | 62                   | 38                   | 138                  | 85                   | 43                   | 36                   | 35               | 11 754           | 15 713                             | 149            |
| Bottled, tank, or LP gas                                    | 45                       | 7                 | 12                 | —                    | 17                   | —                    | —                    | —                    | —                    | 9                | 13 015           | 30 053                             | —              |
| Electricity   | 186                      | 106               | 54                 | 7                    | —                    | 5                    | 7                    | 7                    | —                    | —                | 4 529            | 6 209                              | 79             |
| Fuel oil, kerosene, etc.                                    | 3 221                    | 800               | 638                | 343                  | 233                  | 310                  | 280                  | 336                  | 149                  | 132              | 11 257           | 15 768                             | 475            |
| Other   | 41                       | 25                | 8                  | —                    | —                    | —                    | —                    | 8                    | —                    | —                | 3 750            | 7 719                              | 16             |
| <b>Median rooms</b>   | <b>3.3</b>               | <b>2.9</b>        | <b>3.1</b>         | <b>3.4</b>           | <b>3.1</b>           | <b>3.8</b>           | <b>3.7</b>           | <b>3.7</b>           | <b>4.1</b>           | <b>4.9</b>       | <b>...</b>       | <b>...</b>                         | <b>3.1</b>     |
| <b>Specified renter-occupied housing units</b>              |                          |                   |                    |                      |                      |                      |                      |                      |                      |                  |                  |                                    |                |
|   | <b>4 277</b>             | <b>1 121</b>      | <b>887</b>         | <b>412</b>           | <b>288</b>           | <b>449</b>           | <b>372</b>           | <b>387</b>           | <b>185</b>           | <b>176</b>       | <b>10 792</b>    | <b>15 367</b>                      | <b>727</b>     |
| <b>CONTRACT RENT</b>  |                          |                   |                    |                      |                      |                      |                      |                      |                      |                  |                  |                                    |                |
| Less than \$100   | 336                      | 270               | 46                 | 7                    | 4                    | —                    | —                    | 9                    | —                    | —                | 3 830            | 4 626                              | 127            |
| \$100 to \$149  | 324                      | 101               | 103                | 31                   | 7                    | 25                   | 20                   | 7                    | 8                    | 22               | 7 148            | 12 487                             | 56             |
| \$150 to \$199  | 742                      | 184               | 198                | 99                   | 74                   | 68                   | 49                   | 44                   | 26                   | —                | 9 656            | 11 574                             | 139            |
| \$200 to \$249  | 1 140                    | 296               | 298                | 114                  | 140                  | 125                  | 75                   | 65                   | 17                   | 9                | 9 615            | 12 084                             | 164            |
| \$250 to \$299  | 629                      | 114               | 109                | 89                   | 48                   | 108                  | 68                   | 76                   | 17                   | —                | 12 630           | 14 279                             | 101            |
| \$300 to \$349  | 308                      | 41                | 65                 | 18                   | —                    | 74                   | 48                   | 25                   | 29                   | —                | 16 339           | 17 626                             | 43             |
| \$350 to \$399  | 240                      | 32                | 30                 | 26                   | 6                    | 12                   | 33                   | 67                   | 28                   | 6                | 21 944           | 20 271                             | 26             |
| \$400 to \$499  | 251                      | 14                | 27                 | 16                   | 9                    | 15                   | 45                   | 48                   | 38                   | 39               | 24 950           | 31 978                             | 8              |
| \$500 or more   | 239                      | 53                | 5                  | 12                   | —                    | 6                    | 12                   | 38                   | 21                   | 92               | 32 794           | 39 202                             | 47             |
| No cash rent  | 68                       | 16                | 6                  | —                    | —                    | 16                   | 22                   | 8                    | —                    | —                | 18 750           | 16 004                             | 16             |
| <b>Median</b>   | <b>\$228</b>             | <b>\$199</b>      | <b>\$217</b>       | <b>\$223</b>         | <b>\$221</b>         | <b>\$249</b>         | <b>\$268</b>         | <b>\$291</b>         | <b>\$341</b>         | <b>\$500+</b>    | <b>...</b>       | <b>...</b>                         | <b>\$207</b>   |
| <b>GROSS RENT</b>   |                          |                   |                    |                      |                      |                      |                      |                      |                      |                  |                  |                                    |                |
| Less than \$100   | 320                      | 270               | 46                 | —                    | 4                    | —                    | —                    | —                    | —                    | —                | 3 739            | 3 639                              | 127            |
| \$100 to \$149  | 162                      | 75                | 63                 | —                    | 7                    | —                    | 8                    | 9                    | —                    | —                | 5 283            | 7 699                              | 34             |
| \$150 to \$199  | 469                      | 145               | 141                | 62                   | 38                   | 18                   | 17                   | 8                    | 22                   | 7                | 2 260            | 11 162                             | 101            |
| \$200 to \$249  | 1 019                    | 292               | 224                | 140                  | 98                   | 103                  | 79                   | 66                   | 8                    | 9                | 9 889            | 11 974                             | 180            |
| \$250 to \$299  | 818                      | 148               | 204                | 72                   | 93                   | 135                  | 64                   | 77                   | 25                   | —                | 11 979           | 13 576                             | 108            |
| \$300 to \$349  | 496                      | 41                | 114                | 77                   | 33                   | 108                  | 57                   | 45                   | 21                   | —                | 13 712           | 15 008                             | 58             |
| \$350 to \$399  | 364                      | 67                | 52                 | 26                   | 6                    | 42                   | 49                   | 62                   | 46                   | 14               | 18 382           | 19 248                             | 48             |
| \$400 to \$499  | 316                      | 14                | 32                 | 23                   | 9                    | 21                   | 63                   | 59                   | 56                   | 39               | 24 697           | 30 646                             | 8              |
| \$500 or more   | 245                      | 53                | 5                  | 12                   | —                    | 6                    | 12                   | 44                   | 21                   | 92               | 31 861           | 38 972                             | 47             |
| No cash rent  | 68                       | 16                | 6                  | —                    | —                    | 16                   | 22                   | 8                    | —                    | —                | 18 750           | 16 004                             | 16             |
| <b>Median</b>   | <b>\$258</b>             | <b>\$208</b>      | <b>\$241</b>       | <b>\$253</b>         | <b>\$249</b>         | <b>\$283</b>         | <b>\$305</b>         | <b>\$323</b>         | <b>\$383</b>         | <b>\$500+</b>    | <b>...</b>       | <b>...</b>                         | <b>\$222</b>   |
| <b>GROSS RENT AS PERCENTAGE OF HOUSEHOLD INCOME IN 1979</b> |                          |                   |                    |                      |                      |                      |                      |                      |                      |                  |                  |                                    |                |
| Less than 15 percent  | 770                      | 5                 | 12                 | —                    | 11                   | 40                   | 117                  | 231                  | 178                  | 176              | 33 482           | 39 474                             | —              |
| 15 to 19 percent  | 526                      | 26                | 52                 | 29                   | 70                   | 152                  | 110                  | 80                   | 7                    | —                | 17 312           | 18 029                             | 4              |
| 20 to 24 percent  | 700                      | 102               | 52                 | 94                   | 142                  | 156                  | 91                   | 63                   | —                    | —                | 14 296           | 14 610                             | 43             |
| 25 to 29 percent  | 370                      | 64                | 72                 | 116                  | 37                   | 44                   | 32                   | 5                    | —                    | —                | 11 056           | 11 282                             | 13             |
| 30 to 34 percent  | 303                      | 25                | 157                | 73                   | 13                   | 35                   | —                    | —                    | —                    | —                | 9 245            | 9 313                              | 13             |
| 35 to 49 percent  | 509                      | 98                | 310                | 80                   | 15                   | 6                    | —                    | —                    | —                    | —                | 7 602            | 7 639                              | 54             |
| 50 percent or more  | 886                      | 640               | 226                | 20                   | —                    | —                    | —                    | —                    | —                    | —                | 3 963            | 4 130                              | 439            |
| Not computed  | 213                      | 161               | 6                  | —                    | —                    | —                    | —                    | —                    | —                    | —                | 2500             | 5 043                              | 161            |
| <b>Median</b>   | <b>25.5</b>              | <b>50+</b>        | <b>38.5</b>        | <b>28.6</b>          | <b>22.2</b>          | <b>20.8</b>          | <b>17.6</b>          | <b>13.8</b>          | <b>11.8</b>          | <b>10</b>        | <b>...</b>       | <b>...</b>                         | <b>50+</b>     |

Table B-18. Selected Monthly Owner Costs for Mortgaged Housing Units With a White Householder: 1980

(Data are estimates based on a sample, see Introduction. For meaning of symbols, see Introduction. For definitions of terms, see appendixes A and B)

| East Orange city  | Total      | Less than \$200 | \$200 to \$249 | \$250 to \$299 | \$300 to \$349 | \$350 to \$399 | \$400 to \$499 | \$500 to \$599 | \$600 to \$749 | \$750 or more | Median (dollars) |
|---|------------|-----------------|----------------|----------------|----------------|----------------|----------------|----------------|----------------|---------------|------------------|
| <b>Specified owner-occupied housing units</b> -----                           | <b>290</b> | <b>13</b>       | <b>6</b>       | <b>22</b>      | <b>28</b>      | <b>48</b>      | <b>78</b>      | <b>44</b>      | <b>42</b>      | <b>9</b>      | <b>425</b>       |
| <b>PERSONS IN UNIT</b>  |            |                 |                |                |                |                |                |                |                |               |                  |
| 1 person -----  | 42         | 8               | —              | 9              | 10             | 5              | 4              | —              | 6              | —             | 320              |
| 2 persons -----   | 66         | 5               | 6              | 13             | 9              | 5              | 21             | —              | 7              | —             | 350              |
| 3 persons -----   | 79         | —               | —              | —              | 9              | 24             | 10             | 19             | 8              | 9             | 432              |
| 4 persons -----   | 43         | —               | —              | —              | —              | 4              | 23             | 7              | 9              | —             | 438              |
| 5 persons -----   | 27         | —               | —              | —              | —              | 10             | —              | 13             | 4              | —             | 527              |
| 6 persons -----   | 13         | —               | —              | —              | —              | —              | 13             | —              | —              | —             | 475              |
| 7 persons -----   | 13         | —               | —              | —              | —              | —              | —              | 5              | 8              | —             | 628              |
| 8 or more persons -----   | 7          | —               | —              | —              | —              | —              | 7              | —              | —              | —             | 425              |
| Median -----  | 2.97       | 1.31            | 2.00           | 1.65           | 1.94           | 3.08           | 3.67           | 3.93           | 3.50           | 3.00          | ...              |
| <b>HOUSEHOLD TYPE AND AGE OF HOUSEHOLDER</b>                                  |            |                 |                |                |                |                |                |                |                |               |                  |
| <b>Married-couple families</b> -----  | <b>212</b> | <b>5</b>        | <b>6</b>       | <b>10</b>      | <b>18</b>      | <b>39</b>      | <b>61</b>      | <b>37</b>      | <b>36</b>      | <b>—</b>      | <b>435</b>       |
| 15 to 24 years -----  | —          | —               | —              | —              | —              | —              | —              | —              | —              | —             | —                |
| 25 to 34 years -----  | 5          | —               | —              | —              | —              | 5              | —              | —              | —              | —             | 375              |
| 35 to 44 years -----  | 50         | —               | —              | —              | 9              | —              | 15             | 9              | 17             | —             | 511              |
| 45 to 64 years -----  | 124        | —               | 6              | —              | 9              | 29             | 33             | 28             | 19             | —             | 445              |
| 65 years and over -----   | 33         | 5               | —              | 10             | —              | 5              | 13             | —              | —              | —             | 365              |
| <b>Male householder, no wife present</b> -----                                | <b>18</b>  | <b>—</b>        | <b>—</b>       | <b>—</b>       | <b>5</b>       | <b>—</b>       | <b>7</b>       | <b>—</b>       | <b>6</b>       | <b>—</b>      | <b>429</b>       |
| 15 to 24 years -----  | —          | —               | —              | —              | —              | —              | —              | —              | —              | —             | —                |
| 25 to 34 years -----  | —          | —               | —              | —              | —              | —              | —              | —              | —              | —             | —                |
| 35 to 44 years -----  | —          | —               | —              | —              | —              | —              | —              | —              | —              | —             | —                |
| 45 to 64 years -----  | 13         | —               | —              | —              | —              | —              | 7              | —              | 6              | —             | 446              |
| 65 years and over -----   | 5          | —               | —              | —              | 5              | —              | —              | —              | —              | —             | 325              |
| <b>Female householder, no husband present</b> -----                           | <b>60</b>  | <b>8</b>        | <b>—</b>       | <b>12</b>      | <b>5</b>       | <b>9</b>       | <b>10</b>      | <b>7</b>       | <b>—</b>       | <b>9</b>      | <b>378</b>       |
| 15 to 24 years -----  | —          | —               | —              | —              | —              | —              | —              | —              | —              | —             | —                |
| 25 to 34 years -----  | —          | —               | —              | —              | —              | —              | —              | —              | —              | —             | —                |
| 35 to 44 years -----  | 8          | —               | —              | 8              | —              | —              | —              | —              | —              | —             | 275              |
| 45 to 64 years -----  | 24         | —               | —              | 4              | —              | —              | 4              | 7              | —              | 9             | 557              |
| 65 years and over -----   | 28         | 8               | —              | —              | 5              | 9              | 6              | —              | —              | —             | 356              |
| Median age -----  | 57.2       | 72.5            | 52.5           | 58.8           | 61.0           | 57.2           | 55.7           | 56.5           | 55.0           | 62.5          | ...              |
| <b>YEAR HOUSEHOLDER MOVED INTO UNIT</b>                                       |            |                 |                |                |                |                |                |                |                |               |                  |
| 1979 to March 1980 -----  | —          | —               | —              | —              | —              | —              | —              | —              | —              | —             | —                |
| 1975 to 1978 -----  | 12         | —               | —              | 5              | —              | —              | 7              | —              | —              | —             | 407              |
| 1970 to 1974 -----  | 54         | —               | —              | —              | 9              | 5              | —              | 23             | 8              | 9             | 557              |
| 1960 to 1969 -----  | 149        | —               | 6              | 7              | 10             | 26             | 45             | 21             | 34             | —             | 434              |
| 1959 or earlier -----   | 75         | 13              | —              | 10             | 9              | 17             | 26             | —              | —              | —             | 366              |
| <b>ROOMS</b>  |            |                 |                |                |                |                |                |                |                |               |                  |
| 1 to 3 rooms -----  | —          | —               | —              | —              | —              | —              | —              | —              | —              | —             | —                |
| 4 rooms -----   | —          | —               | —              | —              | —              | —              | —              | —              | —              | —             | —                |
| 5 rooms -----   | 39         | —               | —              | 5              | 14             | 11             | —              | —              | 9              | —             | 352              |
| 6 rooms -----   | 94         | —               | —              | 17             | 14             | 10             | 34             | 19             | —              | —             | 412              |
| 7 rooms -----   | 39         | —               | 6              | —              | —              | 14             | 6              | 7              | 6              | —             | 398              |
| 8 or more rooms -----   | 118        | 13              | —              | —              | —              | 13             | 38             | 18             | 27             | 9             | 481              |
| Median -----  | 6.8        | 8.3             | 7.0            | 5.9            | 5.5            | 6.7            | 7.3            | 6.9            | 8.4            | 8.0           | ...              |
| <b>YEAR STRUCTURE BUILT</b>   |            |                 |                |                |                |                |                |                |                |               |                  |
| 1975 to March 1980 -----  | —          | —               | —              | —              | —              | —              | —              | —              | —              | —             | —                |
| 1970 to 1974 -----  | 7          | —               | —              | —              | —              | —              | 7              | —              | —              | —             | 425              |
| 1960 to 1969 -----  | —          | —               | —              | —              | —              | —              | —              | —              | —              | —             | —                |
| 1950 to 1959 -----  | 21         | —               | —              | —              | —              | 10             | —              | 11             | —              | —             | 505              |
| 1940 to 1949 -----  | 43         | 8               | —              | —              | 14             | 5              | —              | 7              | —              | 9             | 348              |
| 1939 or earlier -----   | 219        | 5               | 6              | 22             | 14             | 33             | 71             | 26             | 42             | —             | 429              |
| <b>VALUE</b>  |            |                 |                |                |                |                |                |                |                |               |                  |
| Less than \$10,000 -----  | —          | —               | —              | —              | —              | —              | —              | —              | —              | —             | —                |
| \$10,000 to \$19,999 -----  | 17         | 5               | —              | 3              | —              | 4              | 5              | —              | —              | —             | 356              |
| \$20,000 to \$29,999 -----  | 66         | —               | 6              | 5              | 28             | 15             | 12             | —              | —              | —             | 339              |
| \$30,000 to \$39,999 -----  | 106        | —               | —              | 4              | —              | 18             | 39             | 35             | 10             | —             | 450              |
| \$40,000 to \$49,999 -----  | 41         | —               | —              | 10             | —              | —              | 22             | 9              | —              | —             | 438              |
| \$50,000 to \$59,999 -----  | 25         | —               | —              | —              | —              | —              | —              | —              | 25             | —             | 675              |
| \$60,000 to \$79,999 -----  | 27         | —               | —              | —              | —              | 11             | —              | —              | 7              | 9             | 654              |
| \$80,000 to \$99,999 -----  | 8          | 8               | —              | —              | —              | —              | —              | —              | —              | —             | 125              |
| \$100,000 to \$149,999 -----  | —          | —               | —              | —              | —              | —              | —              | —              | —              | —             | —                |
| \$150,000 or more -----   | —          | —               | —              | —              | —              | —              | —              | —              | —              | —             | —                |
| Median -----  | \$34 400   | \$81 900        | \$28 800       | \$33 800       | \$26 500       | \$31 400       | \$33 800       | \$37 500       | \$55 600       | \$72 500      | ...              |
| <b>SELECTED MONTHLY OWNER COSTS AS PERCENTAGE OF HOUSEHOLD INCOME IN 1979</b> |            |                 |                |                |                |                |                |                |                |               |                  |
| Less than 15 percent -----  | 91         | —               | —              | —              | 4              | 29             | 42             | —              | 16             | —             | 418              |
| 15 to 19 percent -----  | 59         | —               | 6              | 4              | 14             | 5              | 5              | 14             | 11             | —             | 455              |
| 20 to 24 percent -----  | 30         | 5               | —              | 5              | —              | —              | 15             | —              | —              | —             | 400              |
| 25 to 29 percent -----  | 28         | —               | —              | —              | —              | —              | —              | 19             | 9              | —             | 574              |
| 30 to 34 percent -----  | 13         | —               | —              | —              | —              | —              | —              | —              | —              | 9             | 750+             |
| 35 percent or more -----  | 61         | —               | —              | 13             | 10             | 9              | 12             | 11             | 6              | —             | 392              |
| Not computed -----  | 8          | 8               | —              | —              | —              | —              | —              | —              | —              | —             | 125              |
| Median -----  | 19.2       | 22.5            | 17.5           | 36.0           | 18.6           | 11.9           | 14.5           | 27.1           | 17.3           | 32.5          | ...              |
| <b>SELECTED CHARACTERISTICS</b>   |            |                 |                |                |                |                |                |                |                |               |                  |
| <b>Heating equipment</b> -----  | <b>290</b> | <b>13</b>       | <b>6</b>       | <b>22</b>      | <b>28</b>      | <b>48</b>      | <b>78</b>      | <b>44</b>      | <b>42</b>      | <b>9</b>      | <b>425</b>       |
| Steam or hot water system -----   | 227        | 5               | 6              | 17             | 19             | 38             | 52             | 39             | 42             | 9             | 437              |
| Central warm-air furnace or electric heat pump -----                          | 27         | 8               | —              | 5              | 9              | —              | 5              | —              | —              | —             | 303              |
| Other built-in electric units -----   | —          | —               | —              | —              | —              | —              | —              | —              | —              | —             | —                |
| Floor, wall, or pipeless furnace -----  | —          | —               | —              | —              | —              | —              | —              | —              | —              | —             | —                |
| Other means -----   | 36         | —               | —              | —              | —              | 10             | 21             | 5              | —              | —             | 431              |
| <b>Air conditioning</b> -----   | <b>214</b> | <b>—</b>        | <b>—</b>       | <b>9</b>       | <b>23</b>      | <b>39</b>      | <b>62</b>      | <b>30</b>      | <b>42</b>      | <b>9</b>      | <b>439</b>       |
| Central system -----  | 20         | —               | —              | —              | —              | —              | —              | 11             | —              | 9             | 591              |
| 1 or more individual room units -----   | 194        | —               | —              | 9              | 23             | 39             | 62             | 19             | 42             | —             | 428              |
| <b>House heating fuel</b> -----   | <b>290</b> | <b>13</b>       | <b>6</b>       | <b>22</b>      | <b>28</b>      | <b>48</b>      | <b>78</b>      | <b>44</b>      | <b>42</b>      | <b>9</b>      | <b>425</b>       |
| Utility gas -----   | 115        | 8               | —              | 9              | 19             | 21             | 28             | 11             | 19             | —             | 401              |
| Bottled, tank, or LP gas -----  | —          | —               | —              | —              | —              | —              | —              | —              | —              | —             | —                |
| Electricity -----   | —          | —               | —              | —              | —              | —              | —              | —              | —              | —             | —                |
| Fuel oil, kerosene, etc. -----  | 157        | 5               | 6              | 3              | 9              | 27             | 42             | 33             | 23             | 9             | 439              |
| Other -----   | 18         | —               | —              | 10             | —              | —              | 8              | —              | —              | —             | 295              |



Table B—19. Selected Monthly Owner Costs for Not Mortgaged Housing Units With a White Householder: 1980

[Data are estimates based on a sample, see Introduction. For meaning of symbols, see Introduction. For definitions of terms, see appendixes A and B.]

East Orange city

|   | Total    | Less than \$50 | \$50 to \$74 | \$75 to \$99 | \$100 to \$124 | \$125 to \$149 | \$150 to \$199 | \$200 to \$249 | \$250 or more | Median (dollars) |
|---|----------|----------------|--------------|--------------|----------------|----------------|----------------|----------------|---------------|------------------|
| <b>Specified owner-occupied housing units</b> -----                           | 452      | --             | --           | --           | 5              | 18             | 76             | 111            | 242           | 250+             |
| <b>PERSONS IN UNIT</b>  |          |                |              |              |                |                |                |                |               |                  |
| 1 person -----  | 80       | --             | --           | --           | 5              | --             | 27             | 10             | 38            | 240              |
| 2 persons -----   | 221      | --             | --           | --           | --             | --             | 26             | 82             | 113           | 250+             |
| 3 persons -----   | 80       | --             | --           | --           | --             | 18             | 23             | 9              | 30            | 198              |
| 4 persons -----   | 47       | --             | --           | --           | --             | --             | --             | 10             | 37            | 250+             |
| 5 persons -----   | 5        | --             | --           | --           | --             | --             | --             | --             | 5             | 250+             |
| 6 persons -----   | 8        | --             | --           | --           | --             | --             | --             | --             | 8             | 250+             |
| 7 persons -----   | --       | --             | --           | --           | --             | --             | --             | --             | --            | --               |
| 8 or more persons -----   | 11       | --             | --           | --           | --             | --             | --             | --             | 11            | 250+             |
| Median -----  | 2.16     | --             | --           | --           | 1.00           | 3.00           | 1.92           | 2.05           | 2.23          | ...              |
| <b>HOUSEHOLD TYPE AND AGE OF HOUSEHOLDER</b>                                  |          |                |              |              |                |                |                |                |               |                  |
| <b>Married-couple families</b> -----  | 232      | --             | --           | --           | --             | 18             | 31             | 74             | 109           | 245              |
| 15 to 24 years -----  | --       | --             | --           | --           | --             | --             | --             | --             | --            | --               |
| 25 to 34 years -----  | 10       | --             | --           | --           | --             | 10             | --             | --             | --            | 138              |
| 35 to 44 years -----  | 11       | --             | --           | --           | --             | --             | --             | --             | 11            | 250+             |
| 45 to 64 years -----  | 89       | --             | --           | --           | --             | 8              | --             | 44             | 37            | 241              |
| 65 years and over -----   | 122      | --             | --           | --           | --             | --             | --             | 30             | 61            | 250              |
| <b>Male householder, no wife present</b> -----                                | 44       | --             | --           | --           | --             | --             | 7              | --             | 37            | 250+             |
| 15 to 24 years -----  | --       | --             | --           | --           | --             | --             | --             | --             | --            | --               |
| 25 to 34 years -----  | 5        | --             | --           | --           | --             | --             | --             | --             | 5             | 250+             |
| 35 to 44 years -----  | --       | --             | --           | --           | --             | --             | --             | --             | --            | --               |
| 45 to 64 years -----  | 22       | --             | --           | --           | --             | --             | 7              | --             | 15            | 250+             |
| 65 years and over -----   | 17       | --             | --           | --           | --             | --             | --             | --             | 17            | 250+             |
| <b>Female householder, no husband present</b> -----                           | 176      | --             | --           | --           | 5              | --             | 38             | 37             | 96            | 250+             |
| 15 to 24 years -----  | --       | --             | --           | --           | --             | --             | --             | --             | --            | --               |
| 25 to 34 years -----  | --       | --             | --           | --           | --             | --             | --             | --             | --            | --               |
| 35 to 44 years -----  | --       | --             | --           | --           | --             | --             | --             | --             | --            | --               |
| 45 to 64 years -----  | 38       | --             | --           | --           | --             | --             | 11             | 4              | 23            | 250+             |
| 65 years and over -----   | 138      | --             | --           | --           | 5              | --             | 27             | 33             | 73            | 250+             |
| Median age -----  | 69.9     | --             | --           | --           | 77.5           | 34.5           | 72.8           | 67.0           | 71.9          | ...              |
| <b>YEAR HOUSEHOLDER MOVED INTO UNIT</b>                                       |          |                |              |              |                |                |                |                |               |                  |
| 1979 to March 1980 -----  | 5        | --             | --           | --           | --             | --             | --             | --             | 5             | 250+             |
| 1975 to 1978 -----  | 10       | --             | --           | --           | --             | --             | 10             | --             | --            | 175              |
| 1970 to 1974 -----  | 23       | --             | --           | --           | --             | 10             | --             | 4              | 9             | 219              |
| 1960 to 1969 -----  | 64       | --             | --           | --           | --             | --             | --             | 14             | 50            | 250+             |
| 1959 or earlier -----   | 350      | --             | --           | --           | 5              | 8              | 66             | 93             | 178           | 250+             |
| <b>ROOMS</b>  |          |                |              |              |                |                |                |                |               |                  |
| 1 to 3 rooms -----  | --       | --             | --           | --           | --             | --             | --             | --             | --            | --               |
| 4 rooms -----   | --       | --             | --           | --           | --             | --             | --             | --             | --            | --               |
| 5 rooms -----   | 34       | --             | --           | --           | --             | --             | 10             | --             | 24            | 250+             |
| 6 rooms -----   | 220      | --             | --           | --           | 5              | 18             | 48             | 64             | 85            | 230              |
| 7 rooms -----   | 51       | --             | --           | --           | --             | --             | --             | 18             | 33            | 250+             |
| 8 or more rooms -----   | 147      | --             | --           | --           | --             | --             | 18             | 29             | 100           | 250+             |
| Median -----  | 6.4      | --             | --           | --           | 6.0            | 6.0            | 6.1            | 6.4            | 6.9           | ...              |
| <b>YEAR STRUCTURE BUILT</b>   |          |                |              |              |                |                |                |                |               |                  |
| 1975 to March 1980 -----  | --       | --             | --           | --           | --             | --             | --             | --             | --            | --               |
| 1970 to 1974 -----  | 6        | --             | --           | --           | --             | --             | --             | --             | 6             | 250+             |
| 1960 to 1969 -----  | 24       | --             | --           | --           | --             | --             | --             | 10             | 14            | 250+             |
| 1950 to 1959 -----  | 37       | --             | --           | --           | --             | 10             | 6              | 17             | 4             | 207              |
| 1940 to 1949 -----  | 385      | --             | --           | --           | 5              | 8              | 70             | 84             | 218           | 250+             |
| <b>VALUE</b>  |          |                |              |              |                |                |                |                |               |                  |
| Less than \$10,000 -----  | 5        | --             | --           | --           | 5              | --             | --             | --             | --            | 113              |
| \$10,000 to \$19,999 -----  | 46       | --             | --           | --           | --             | --             | 20             | 22             | 4             | 207              |
| \$20,000 to \$29,999 -----  | 120      | --             | --           | --           | --             | --             | 30             | 39             | 51            | 238              |
| \$30,000 to \$39,999 -----  | 153      | --             | --           | --           | --             | 8              | 16             | 29             | 100           | 250+             |
| \$40,000 to \$49,999 -----  | 84       | --             | --           | --           | --             | --             | --             | 21             | 63            | 250+             |
| \$50,000 to \$59,999 -----  | 26       | --             | --           | --           | --             | 10             | 10             | --             | 6             | 165              |
| \$60,000 to \$79,999 -----  | 8        | --             | --           | --           | --             | --             | --             | --             | 8             | 250+             |
| \$80,000 to \$99,999 -----  | 10       | --             | --           | --           | --             | --             | --             | --             | 10            | 250+             |
| \$100,000 to \$149,999 -----  | --       | --             | --           | --           | --             | --             | --             | --             | --            | --               |
| \$150,000 or more -----   | --       | --             | --           | --           | --             | --             | --             | --             | --            | --               |
| Median -----  | \$34 200 | --             | --           | --           | \$10000-       | \$50 500       | \$24 900       | \$28 600       | \$37 300      | ...              |
| <b>SELECTED MONTHLY OWNER COSTS AS PERCENTAGE OF HOUSEHOLD INCOME IN 1979</b> |          |                |              |              |                |                |                |                |               |                  |
| Less than 10 percent -----  | 128      | --             | --           | --           | --             | 18             | 23             | 20             | 67            | 250+             |
| 10 to 14 percent -----  | 70       | --             | --           | --           | --             | --             | --             | 39             | 31            | 245              |
| 15 to 19 percent -----  | 50       | --             | --           | --           | --             | --             | 11             | 14             | 25            | 250              |
| 20 to 24 percent -----  | 59       | --             | --           | --           | 5              | --             | 10             | 12             | 32            | 250+             |
| 25 to 29 percent -----  | 16       | --             | --           | --           | --             | --             | --             | 6              | 10            | 250+             |
| 30 to 34 percent -----  | 22       | --             | --           | --           | --             | --             | 5              | --             | 17            | 250+             |
| 35 percent or more -----  | 93       | --             | --           | --           | --             | --             | 17             | 20             | 56            | 250+             |
| Not computed -----  | 14       | --             | --           | --           | --             | --             | 10             | --             | 4             | 185              |
| Median -----  | 17.1     | --             | --           | --           | 22.5           | 10-            | 19.5           | 14.6           | 19.2          | ...              |
| <b>SELECTED CHARACTERISTICS</b>   |          |                |              |              |                |                |                |                |               |                  |
| <b>Heating equipment</b> -----  | 452      | --             | --           | --           | 5              | 18             | 76             | 111            | 242           | 250+             |
| Steam or hot water system -----   | 382      | --             | --           | --           | 5              | 8              | 76             | 95             | 198           | 250+             |
| Central worm-air furnace or electric heat pump -----                          | 62       | --             | --           | --           | --             | 10             | --             | 16             | 36            | 250+             |
| Other built-in electric units -----   | --       | --             | --           | --           | --             | --             | --             | --             | --            | --               |
| Floor, wall, or pipeless furnace -----  | --       | --             | --           | --           | --             | --             | --             | --             | --            | --               |
| Other means -----   | 8        | --             | --           | --           | --             | --             | --             | --             | 8             | 250+             |
| <b>Air conditioning</b> -----   | 209      | --             | --           | --           | 5              | 10             | 32             | 43             | 119           | 250+             |
| Central system -----  | 19       | --             | --           | --           | 5              | --             | --             | 10             | 4             | 222              |
| 1 or more individual room units -----   | 190      | --             | --           | --           | --             | 10             | 32             | 33             | 115           | 250+             |
| <b>House heating fuel</b> -----   | 452      | --             | --           | --           | 5              | 18             | 76             | 111            | 242           | 250+             |
| Utility gas -----   | 224      | --             | --           | --           | 5              | --             | 45             | 70             | 104           | 244              |
| Bottled, tank, or LP gas -----  | --       | --             | --           | --           | --             | --             | --             | --             | --            | --               |
| Electricity -----   | --       | --             | --           | --           | --             | --             | --             | --             | --            | --               |
| Fuel oil, kerosene, etc. -----  | 209      | --             | --           | --           | --             | 8              | 31             | 37             | 133           | 250+             |
| Other -----   | 19       | --             | --           | --           | --             | 10             | --             | 4              | 5             | 149              |

Table B—20. Year Structure Built for Owner- and Renter-Occupied Housing Units With a White Householder: 1980

[Data are estimates based on a sample, see Introduction. For meaning of symbols, see Introduction. For definitions of terms, see appendixes A and B]

| East Orange city                               | Owner-occupied housing units |                    |              |              |              |                 | Renter-occupied housing units |                    |              |              |              |                 |
|--|------------------------------|--------------------|--------------|--------------|--------------|-----------------|-------------------------------|--------------------|--------------|--------------|--------------|-----------------|
|  | Total                        | 1975 to March 1980 | 1970 to 1974 | 1960 to 1969 | 1940 to 1959 | 1939 or earlier | Total                         | 1975 to March 1980 | 1970 to 1974 | 1960 to 1969 | 1940 to 1959 | 1939 or earlier |
| Occupied housing units                         | 1 199                        | —                  | 14           | 26           | 238          | 921             | 4 288                         | 172                | 329          | 883          | 1 411        | 1 493           |
| <b>HOUSEHOLD TYPE AND AGE OF HOUSEHOLDER</b>   |                              |                    |              |              |              |                 |                               |                    |              |              |              |                 |
| Married-couple families                        | 741                          | —                  | 7            | 6            | 151          | 577             | 984                           | 39                 | 26           | 217          | 271          | 431             |
| 15 to 24 years                                 | —                            | —                  | —            | —            | —            | —               | 40                            | —                  | —            | 15           | 25           | —               |
| 25 to 34 years                                 | 43                           | —                  | —            | —            | 31           | 12              | 150                           | —                  | —            | 37           | 62           | 51              |
| 35 to 44 years                                 | 103                          | —                  | 7            | —            | 30           | 66              | 49                            | —                  | —            | 17           | 16           | 16              |
| 45 to 64 years                                 | 355                          | —                  | —            | —            | 74           | 281             | 356                           | —                  | 10           | 84           | 53           | 209             |
| 65 years and over                              | 240                          | —                  | —            | 6            | 16           | 218             | 389                           | 39                 | 16           | 64           | 115          | 155             |
| Male householder, no wife present              | 132                          | —                  | 7            | 11           | 38           | 76              | 1 200                         | 61                 | 57           | 219          | 427          | 436             |
| 15 to 24 years                                 | —                            | —                  | —            | —            | —            | —               | 173                           | —                  | 22           | 48           | 44           | 59              |
| 25 to 34 years                                 | 5                            | —                  | —            | —            | —            | 5               | 180                           | 8                  | 7            | 13           | 69           | 83              |
| 35 to 44 years                                 | 5                            | —                  | —            | —            | —            | 5               | 153                           | 11                 | —            | 50           | 66           | 26              |
| 45 to 64 years                                 | 69                           | —                  | —            | 6            | 22           | 41              | 359                           | 11                 | 20           | 58           | 114          | 156             |
| 65 years and over                              | 53                           | —                  | 7            | 5            | 16           | 25              | 335                           | 31                 | 8            | 50           | 134          | 112             |
| Female householder, no husband present         | 326                          | —                  | —            | 9            | 49           | 268             | 2 104                         | 72                 | 246          | 447          | 713          | 626             |
| 15 to 24 years                                 | 4                            | —                  | —            | 4            | —            | —               | 78                            | —                  | 7            | 15           | 28           | 28              |
| 25 to 34 years                                 | —                            | —                  | —            | —            | —            | —               | 156                           | —                  | —            | 31           | 78           | 47              |
| 35 to 44 years                                 | 8                            | —                  | —            | —            | —            | 8               | 146                           | —                  | 7            | 21           | 49           | 69              |
| 45 to 64 years                                 | 85                           | —                  | —            | 5            | 27           | 53              | 471                           | 25                 | 19           | 76           | 190          | 161             |
| 65 years and over                              | 229                          | —                  | —            | —            | 22           | 207             | 1 253                         | 47                 | 213          | 304          | 368          | 321             |
| Median age                                     | 62.9                         | —                  | 65.0         | 59.1         | 59.7         | 64.6            | 62.9                          | 71.9               | 73.5         | 63.4         | 61.5         | 59.9            |
| <b>YEAR HOUSEHOLDER MOVED INTO UNIT</b>        |                              |                    |              |              |              |                 |                               |                    |              |              |              |                 |
| 1979 to March 1980                             | 35                           | —                  | —            | 5            | 19           | 11              | 713                           | 51                 | 49           | 146          | 314          | 153             |
| 1975 to 1978                                   | 56                           | —                  | 7            | 4            | 14           | 31              | 1 282                         | 121                | 104          | 259          | 364          | 434             |
| 1970 to 1974                                   | 156                          | —                  | 7            | —            | 91           | 58              | 898                           | —                  | 176          | 201          | 259          | 262             |
| 1960 to 1969                                   | 276                          | —                  | —            | 17           | 41           | 218             | 934                           | —                  | —            | 277          | 318          | 339             |
| 1959 or earlier                                | 676                          | —                  | —            | —            | 73           | 603             | 461                           | —                  | —            | —            | 156          | 305             |
| <b>ROOMS</b>                                   |                              |                    |              |              |              |                 |                               |                    |              |              |              |                 |
| 1 room   | 11                           | —                  | —            | 5            | 6            | —               | 479                           | 16                 | 71           | 80           | 257          | 55              |
| 2 rooms  | —                            | —                  | —            | —            | —            | —               | 516                           | 30                 | 81           | 78           | 174          | 153             |
| 3 rooms  | 33                           | —                  | 7            | —            | 10           | 16              | 1 439                         | 120                | 124          | 325          | 479          | 391             |
| 4 rooms  | 71                           | —                  | —            | 6            | 14           | 51              | 978                           | —                  | 43           | 196          | 276          | 463             |
| 5 rooms  | 264                          | —                  | —            | 4            | 88           | 172             | 592                           | 6                  | 10           | 127          | 179          | 270             |
| 6 rooms  | 405                          | —                  | —            | 11           | 69           | 325             | 216                           | —                  | —            | 63           | 35           | 118             |
| 7 or more rooms                                | 415                          | —                  | 7            | —            | 51           | 357             | 68                            | —                  | —            | 14           | 11           | 43              |
| Median   | 6.0                          | —                  | 6.0          | 5.0          | 5.5          | 6.2             | 3.3                           | 2.8                | 2.6          | 3.4          | 3.1          | 3.8             |
| <b>PLUMBING FACILITIES BY PERSONS PER ROOM</b> |                              |                    |              |              |              |                 |                               |                    |              |              |              |                 |
| Complete plumbing for exclusive use            | 1 199                        | —                  | 14           | 26           | 238          | 921             | 4 199                         | 172                | 329          | 861          | 1 394        | 1 443           |
| 0.50 or less                                   | 879                          | —                  | 7            | 16           | 167          | 689             | 2 897                         | 110                | 242          | 666          | 861          | 1 018           |
| 0.51 to 1.00                                   | 297                          | —                  | 7            | 10           | 63           | 217             | 1 200                         | 62                 | 87           | 184          | 483          | 384             |
| 1.01 to 1.50                                   | 23                           | —                  | —            | —            | 8            | 15              | 66                            | —                  | —            | 7            | 25           | 34              |
| 1.51 or more                                   | —                            | —                  | —            | —            | —            | —               | 36                            | —                  | —            | 4            | 25           | 7               |
| Lacking complete plumbing for exclusive use    | —                            | —                  | —            | —            | —            | —               | 89                            | —                  | —            | 22           | 17           | 50              |
| 0.50 or less                                   | —                            | —                  | —            | —            | —            | —               | 45                            | —                  | —            | 13           | 6            | 26              |
| 0.51 to 1.00                                   | —                            | —                  | —            | —            | —            | —               | 44                            | —                  | —            | 9            | 11           | 24              |
| 1.01 to 1.50                                   | —                            | —                  | —            | —            | —            | —               | —                             | —                  | —            | —            | —            | —               |
| 1.51 or more                                   | —                            | —                  | —            | —            | —            | —               | —                             | —                  | —            | —            | —            | —               |
| <b>PERSONS IN UNIT</b>                         |                              |                    |              |              |              |                 |                               |                    |              |              |              |                 |
| 1 person                                       | 234                          | —                  | 7            | 15           | 52           | 160             | 2 665                         | 120                | 303          | 574          | 937          | 731             |
| 2 persons                                      | 438                          | —                  | —            | 6            | 71           | 361             | 1 142                         | 52                 | 26           | 246          | 322          | 496             |
| 3 persons                                      | 247                          | —                  | —            | —            | 74           | 173             | 312                           | —                  | —            | 56           | 93           | 163             |
| 4 persons                                      | 154                          | —                  | —            | 5            | 23           | 126             | 101                           | —                  | —            | 7            | 38           | 56              |
| 5 persons                                      | 62                           | —                  | —            | —            | 10           | 52              | 45                            | —                  | —            | —            | 13           | 32              |
| 6 or more persons                              | 64                           | —                  | 7            | —            | 8            | 49              | 23                            | —                  | —            | —            | 8            | 15              |
| Median   | 2.33                         | —                  | 4.50         | 1.37         | 2.44         | 2.33            | 1.30                          | 1.22               | 1.04         | 1.27         | 1.25         | 1.53            |
| Total persons                                  | 3 326                        | —                  | 70           | 83           | 607          | 2 566           | 6 908                         | 227                | 388          | 1 374        | 2 226        | 2 693           |
| <b>UNITS IN STRUCTURE</b>                      |                              |                    |              |              |              |                 |                               |                    |              |              |              |                 |
| 1, detached or attached                        | 793                          | —                  | 7            | 12           | 131          | 643             | 127                           | —                  | —            | 7            | 11           | 109             |
| 2  | 216                          | —                  | —            | 5            | 77           | 134             | 265                           | —                  | —            | 15           | 42           | 208             |
| 3 and 4  | 122                          | —                  | —            | 4            | 14           | 104             | 438                           | 8                  | 36           | 24           | 140          | 230             |
| 5 to 9   | 20                           | —                  | —            | —            | 6            | 14              | 155                           | 10                 | —            | 32           | 57           | 56              |
| 10 to 49                                       | 31                           | —                  | —            | —            | 10           | 21              | 1 146                         | 17                 | 22           | 104          | 498          | 505             |
| 50 or more                                     | 17                           | —                  | 7            | 5            | —            | 5               | 2 144                         | 137                | 271          | 695          | 656          | 385             |
| Mobile home or trailer, etc.                   | —                            | —                  | —            | —            | —            | —               | 13                            | —                  | —            | 6            | 7            | —               |
| <b>SELECTED CHARACTERISTICS</b>                |                              |                    |              |              |              |                 |                               |                    |              |              |              |                 |
| Heating equipment                              | 1 199                        | —                  | 14           | 26           | 238          | 921             | 4 280                         | 172                | 329          | 883          | 1 411        | 1 485           |
| Steam or hot water system                      | 985                          | —                  | 7            | 22           | 179          | 777             | 3 206                         | 103                | 208          | 507          | 1 081        | 1 307           |
| Central warm-air furnace or electric heat pump | 134                          | —                  | 7            | 4            | 43           | 80              | 721                           | 50                 | 72           | 302          | 195          | 102             |
| Other built-in electric units                  | 7                            | —                  | —            | —            | —            | 7               | 134                           | 11                 | 44           | 31           | 42           | 6               |
| Floor, wall, or pipeless furnace               | —                            | —                  | —            | —            | —            | —               | 44                            | —                  | 5            | —            | 24           | 15              |
| Other means                                    | 73                           | —                  | —            | —            | 16           | 57              | 175                           | 8                  | —            | 43           | 69           | 55              |
| Air conditioning                               | 699                          | —                  | 14           | 26           | 180          | 479             | 2 746                         | 142                | 250          | 764          | 854          | 736             |
| Central system                                 | 71                           | —                  | 7            | 9            | 30           | 25              | 1 200                         | 5                  | 139          | 630          | 309          | 117             |
| 1 or more individual room units                | 628                          | —                  | 7            | 17           | 150          | 454             | 1 546                         | 137                | 111          | 134          | 545          | 619             |
| House heating fuel                             | 1 199                        | —                  | 14           | 26           | 238          | 921             | 4 280                         | 172                | 329          | 883          | 1 411        | 1 485           |
| Utility gas                                    | 479                          | —                  | 7            | 17           | 96           | 359             | 787                           | 6                  | 28           | 148          | 311          | 294             |
| Battled, tank, or LP gas                       | 6                            | —                  | —            | —            | 6            | —               | 45                            | —                  | 7            | —            | 30           | 8               |
| Electricity                                    | 11                           | —                  | —            | 4            | —            | 7               | 186                           | 11                 | 65           | 56           | 48           | 6               |
| Fuel oil, kerosene, etc.                       | 658                          | —                  | 7            | 5            | 126          | 520             | 3 221                         | 155                | 229          | 663          | 1 013        | 1 161           |
| Other  | 45                           | —                  | —            | —            | 10           | 35              | 41                            | —                  | —            | 16           | 9            | 16              |
| Income in 1979 below poverty level             | 71                           | —                  | —            | 4            | 14           | 53              | 727                           | 33                 | 106          | 137          | 237          | 214             |
| Percent below poverty level                    | 5.9                          | —                  | —            | 15.4         | 5.9          | 5.8             | 17.0                          | 19.2               | 32.2         | 15.5         | 16.8         | 14.3            |
| <b>HOUSEHOLD INCOME IN 1979</b>                |                              |                    |              |              |              |                 |                               |                    |              |              |              |                 |
| Less than \$5,000                              | 108                          | —                  | —            | 4            | 25           | 79              | 1 121                         | 97                 | 192          | 206          | 347          | 279             |
| \$5,000 to \$9,999                             | 233                          | —                  | 7            | —            | 40           | 186             | 887                           | 32                 | 99           | 153          | 290          | 313             |
| \$10,000 to \$12,499                           | 59                           | —                  | —            | —            | 25           | 34              | 412                           | 18                 | —            | 86           | 128          | 180             |
| \$12,500 to \$14,999                           | 39                           | —                  | —            | —            | —            | 39              | 288                           | —                  | 15           | 34           | 103          | 136             |
| \$15,000 to \$19,999                           | 167                          | —                  | —            | 5            | 27           | 135             | 453                           | 11                 | 16           | 41           | 166          | 219             |
| \$20,000 to \$24,999                           | 98                           | —                  | —            | 6            | 21           | 71              | 372                           | 8                  | —            | 88           | 141          | 135             |
| \$25,000 to \$34,999                           | 236                          | —                  | —            | 6            | 60           | 170             | 394                           | —                  | —            | 138          | 104          | 152             |
| \$35,000 to \$49,999                           | 199                          | —                  | —            | —            | 30           | 169             | 185                           | —                  | 7            | 39           | 81           | 58              |
| \$50,000 or more                               | 60                           | —                  | 7            | 5            | 10           | 38              | 176                           | 6                  | —            | 98           | 51           | 21              |
| Median   | \$19 654                     | —                  | \$28 750     | \$21 667     | \$20 333     | \$19 273        | \$10 825                      | \$4 684            | \$4 562      | \$12 398     | \$11 338     | \$12 146        |
| Mean   | \$22 603                     | —                  | \$39 123     | \$24 677     | \$21 405     | \$22 603        | \$15 396                      | \$8 281            | \$6 427      | \$21 488     | \$15 449     | \$14 538        |



Table B-21. Units in Structure for Owner- and Renter-Occupied Housing Units With a White Householder: 1980

[Data are estimates based on a sample, see Introduction. For meaning of symbols, see Introduction. For definitions of terms, see appendixes A and B]

|  | Owner-occupied housing units |                              |                 |                              | Renter-occupied housing units |                              |          |               |              |                |                  |                              |
|--|------------------------------|------------------------------|-----------------|------------------------------|-------------------------------|------------------------------|----------|---------------|--------------|----------------|------------------|------------------------------|
|  | Total                        | 1 unit, detached or attached | 2 or more units | Mobile home or trailer, etc. | Total                         | 1 unit, detached or attached | 2 units  | 3 and 4 units | 5 to 9 units | 10 to 49 units | 50 or more units | Mobile home or trailer, etc. |
| <b>East Orange city</b>                        |                              |                              |                 |                              |                               |                              |          |               |              |                |                  |                              |
| Occupied housing units                         | 1 199                        | 793                          | 406             | --                           | 4 288                         | 127                          | 265      | 438           | 155          | 1 146          | 2 144            | 13                           |
| Condominium housing units                      | --                           | --                           | --              | --                           | 20                            | --                           | --       | --            | --           | --             | 20               | --                           |
| <b>HOUSEHOLD TYPE AND AGE OF HOUSEHOLDER</b>   |                              |                              |                 |                              |                               |                              |          |               |              |                |                  |                              |
| Married-couple families                        | 741                          | 467                          | 274             | --                           | 984                           | 97                           | 120      | 89            | 25           | 214            | 439              | --                           |
| 15 to 24 years                                 | --                           | --                           | --              | --                           | 40                            | 7                            | 5        | 13            | --           | --             | 15               | --                           |
| 25 to 34 years                                 | 43                           | 15                           | 28              | --                           | 150                           | 19                           | 10       | 8             | 9            | 21             | 83               | --                           |
| 35 to 44 years                                 | 103                          | 61                           | 42              | --                           | 49                            | 4                            | --       | 13            | 9            | 23             | --               | --                           |
| 45 to 64 years                                 | 355                          | 228                          | 127             | --                           | 356                           | 49                           | 69       | 46            | 7            | 50             | 135              | --                           |
| 65 years and over                              | 240                          | 163                          | 77              | --                           | 389                           | 18                           | 36       | 9             | --           | 120            | 206              | --                           |
| Male householder, no wife present              | 132                          | 79                           | 53              | --                           | 1 200                         | 19                           | 40       | 146           | 86           | 347            | 555              | 7                            |
| 15 to 24 years                                 | --                           | --                           | --              | --                           | 173                           | --                           | 10       | 50            | 37           | 32             | 44               | --                           |
| 25 to 34 years                                 | 5                            | 5                            | --              | --                           | 180                           | 11                           | --       | 36            | 5            | 45             | 76               | 7                            |
| 35 to 44 years                                 | 5                            | --                           | 5               | --                           | 153                           | --                           | 10       | 11            | 7            | 46             | 79               | --                           |
| 45 to 64 years                                 | 69                           | 52                           | 17              | --                           | 359                           | --                           | 13       | 24            | 27           | 124            | 171              | --                           |
| 65 years and over                              | 53                           | 22                           | 31              | --                           | 335                           | 8                            | 7        | 25            | 10           | 100            | 185              | --                           |
| Female householder, no husband present         | 326                          | 247                          | 79              | --                           | 2 104                         | 11                           | 105      | 203           | 44           | 585            | 1 150            | 6                            |
| 15 to 24 years                                 | 4                            | --                           | 4               | --                           | 78                            | --                           | 6        | 23            | --           | 19             | 30               | --                           |
| 25 to 34 years                                 | --                           | --                           | --              | --                           | 156                           | --                           | 18       | --            | 15           | 100            | 23               | --                           |
| 35 to 44 years                                 | 8                            | 8                            | --              | --                           | 146                           | --                           | 9        | 61            | --           | 48             | 28               | --                           |
| 45 to 64 years                                 | 85                           | 67                           | 18              | --                           | 471                           | --                           | 38       | 62            | 7            | 117            | 247              | --                           |
| 65 years and over                              | 229                          | 172                          | 57              | --                           | 1 253                         | 11                           | 34       | 57            | 22           | 301            | 822              | 6                            |
| Median age                                     | 62.9                         | 63.4                         | 61.9            | --                           | 62.9                          | 53.5                         | 55.4     | 45.7          | 42.5         | 62.4           | 68.0             | 29.6                         |
| <b>YEAR HOUSEHOLDER MOVED INTO UNIT</b>        |                              |                              |                 |                              |                               |                              |          |               |              |                |                  |                              |
| 1979 to March 1980                             | 35                           | 5                            | 30              | --                           | 713                           | 14                           | 40       | 86            | 30           | 191            | 352              | --                           |
| 1975 to 1978                                   | 56                           | 22                           | 34              | --                           | 1 282                         | 43                           | 79       | 157           | 73           | 253            | 670              | 7                            |
| 1970 to 1974                                   | 156                          | 77                           | 79              | --                           | 898                           | 26                           | 38       | 78            | 16           | 282            | 452              | 6                            |
| 1960 to 1969                                   | 276                          | 233                          | 43              | --                           | 934                           | 14                           | 50       | 71            | 20           | 244            | 535              | --                           |
| 1959 or earlier                                | 676                          | 456                          | 220             | --                           | 461                           | 30                           | 58       | 46            | 16           | 176            | 135              | --                           |
| <b>ROOMS</b>                                   |                              |                              |                 |                              |                               |                              |          |               |              |                |                  |                              |
| 1 room   | 11                           | --                           | 11              | --                           | 479                           | --                           | --       | --            | 16           | 139            | 324              | --                           |
| 2 rooms  | --                           | --                           | --              | --                           | 516                           | 6                            | --       | 15            | 11           | 155            | 329              | --                           |
| 3 rooms  | 33                           | 5                            | 28              | --                           | 1 439                         | 7                            | 23       | 77            | 38           | 406            | 875              | 13                           |
| 4 rooms  | 71                           | 6                            | 65              | --                           | 978                           | 14                           | 59       | 185           | 30           | 309            | 381              | --                           |
| 5 rooms  | 264                          | 79                           | 185             | --                           | 592                           | 29                           | 142      | 119           | 39           | 109            | 154              | --                           |
| 6 rooms  | 405                          | 335                          | 70              | --                           | 216                           | 31                           | 41       | 42            | 14           | 28             | 60               | --                           |
| 7 or more rooms                                | 415                          | 368                          | 47              | --                           | 68                            | 40                           | --       | --            | 7            | --             | 21               | --                           |
| Median   | 6.0                          | 6.4                          | 5.0             | --                           | 3.3                           | 5.7                          | 4.9      | 4.2           | 3.9          | 3.2            | 3.0              | 3.0                          |
| <b>PLUMBING FACILITIES BY PERSONS PER ROOM</b> |                              |                              |                 |                              |                               |                              |          |               |              |                |                  |                              |
| Complete plumbing for exclusive use            | 1 199                        | 793                          | 406             | --                           | 4 199                         | 127                          | 254      | 431           | 128          | 1 124          | 2 122            | 13                           |
| 0.50 or less                                   | 879                          | 636                          | 243             | --                           | 2 897                         | 69                           | 145      | 329           | 82           | 751            | 1 508            | 13                           |
| 0.51 to 1.00                                   | 297                          | 146                          | 151             | --                           | 1 200                         | 58                           | 109      | 78            | 39           | 334            | 582              | --                           |
| 1.01 to 1.50                                   | 23                           | 11                           | 12              | --                           | 66                            | --                           | --       | 24            | 7            | 23             | 12               | --                           |
| 1.51 or more                                   | --                           | --                           | --              | --                           | 36                            | --                           | --       | --            | --           | 16             | 20               | --                           |
| Lacking complete plumbing for exclusive use    | --                           | --                           | --              | --                           | 89                            | --                           | 11       | 7             | 27           | 22             | 22               | --                           |
| 0.50 or less                                   | --                           | --                           | --              | --                           | 45                            | --                           | 6        | 7             | 11           | 8              | 13               | --                           |
| 0.51 to 1.00                                   | --                           | --                           | --              | --                           | 44                            | --                           | 5        | --            | 16           | 14             | 9                | --                           |
| 1.01 to 1.50                                   | --                           | --                           | --              | --                           | --                            | --                           | --       | --            | --           | --             | --               | --                           |
| 1.51 or more                                   | --                           | --                           | --              | --                           | --                            | --                           | --       | --            | --           | --             | --               | --                           |
| <b>BEDROOMS</b>                                |                              |                              |                 |                              |                               |                              |          |               |              |                |                  |                              |
| None   | 11                           | --                           | 11              | --                           | 543                           | --                           | --       | --            | 16           | 139            | 388              | --                           |
| 1  | 78                           | 20                           | 58              | --                           | 2 340                         | 13                           | 54       | 198           | 70           | 725            | 1 267            | 13                           |
| 2  | 315                          | 102                          | 213             | --                           | 1 013                         | 25                           | 151      | 143           | 32           | 241            | 421              | --                           |
| 3  | 443                          | 341                          | 102             | --                           | 326                           | 66                           | 60       | 75            | 16           | 41             | 68               | --                           |
| 4  | 233                          | 211                          | 22              | --                           | 27                            | 8                            | --       | 12            | 7            | --             | --               | --                           |
| 5 or more                                      | 119                          | 119                          | --              | --                           | 39                            | 15                           | --       | 10            | 14           | --             | --               | --                           |
| <b>HOUSEHOLD INCOME IN 1979</b>                |                              |                              |                 |                              |                               |                              |          |               |              |                |                  |                              |
| Less than \$5,000                              | 108                          | 70                           | 38              | --                           | 1 121                         | 7                            | 18       | 143           | 30           | 312            | 605              | 6                            |
| \$5,000 to \$9,999                             | 233                          | 129                          | 104             | --                           | 887                           | 32                           | 27       | 108           | 27           | 312            | 381              | --                           |
| \$10,000 to \$12,499                           | 59                           | 39                           | 20              | --                           | 412                           | 19                           | 32       | 52            | 8            | 102            | 192              | 7                            |
| \$12,500 to \$14,999                           | 39                           | 28                           | 11              | --                           | 288                           | --                           | 15       | 75            | 22           | 52             | 124              | --                           |
| \$15,000 to \$19,999                           | 167                          | 81                           | 86              | --                           | 453                           | 16                           | 85       | 18            | 30           | 162            | 142              | --                           |
| \$20,000 to \$24,999                           | 98                           | 51                           | 47              | --                           | 372                           | 11                           | 37       | 13            | 13           | 93             | 205              | --                           |
| \$25,000 to \$34,999                           | 236                          | 168                          | 68              | --                           | 394                           | 23                           | 30       | 15            | 25           | 49             | 252              | --                           |
| \$35,000 to \$49,999                           | 199                          | 176                          | 23              | --                           | 185                           | 19                           | 13       | 6             | --           | 32             | 115              | --                           |
| \$50,000 or more                               | 60                           | 51                           | 9               | --                           | 176                           | --                           | 8        | 8             | --           | 32             | 128              | --                           |
| Median   | \$19 654                     | \$24 837                     | \$16 000        | --                           | \$10 825                      | \$16 719                     | \$16 633 | \$7 778       | \$13 920     | \$9 127        | \$11 120         | \$10 179                     |
| Mean   | \$22 603                     | \$24 877                     | \$18 160        | --                           | \$15 396                      | \$19 190                     | \$18 797 | \$10 041      | \$14 373     | \$12 559       | \$17 486         | \$7 012                      |
| <b>SELECTED CHARACTERISTICS</b>                |                              |                              |                 |                              |                               |                              |          |               |              |                |                  |                              |
| Heating equipment                              | 1 199                        | 793                          | 406             | --                           | 4 280                         | 127                          | 265      | 430           | 155          | 1 146          | 2 144            | 13                           |
| Steam or hot water system                      | 985                          | 646                          | 339             | --                           | 3 206                         | 120                          | 223      | 287           | 108          | 940            | 1 515            | 13                           |
| Central warm-air furnace or electric heat pump | 134                          | 103                          | 31              | --                           | 721                           | --                           | 24       | 53            | 31           | 120            | 493              | --                           |
| Other built-in electric units                  | 7                            | --                           | --              | --                           | 134                           | --                           | --       | 42            | 8            | 12             | 72               | --                           |
| Floor, wall, or pipeless furnace               | --                           | --                           | --              | --                           | 44                            | --                           | --       | --            | 8            | 31             | 5                | --                           |
| Other means                                    | 73                           | 44                           | 29              | --                           | 175                           | 7                            | 18       | 48            | --           | 43             | 59               | --                           |
| Air conditioning                               | 699                          | 454                          | 245             | --                           | 2 746                         | 85                           | 153      | 136           | 53           | 562            | 1 744            | 13                           |
| Central system                                 | 71                           | 39                           | 32              | --                           | 1 200                         | 24                           | 12       | 63            | 22           | 85             | 988              | 6                            |
| Vehicles available                             | 969                          | 659                          | 310             | --                           | 2 412                         | 97                           | 208      | 228           | 89           | 563            | 1 214            | 13                           |
| 1  | 525                          | 343                          | 182             | --                           | 2 013                         | 62                           | 134      | 208           | 82           | 485            | 1 029            | 13                           |
| 2 or more                                      | 444                          | 316                          | 128             | --                           | 399                           | 35                           | 74       | 20            | 7            | 78             | 185              | --                           |
| House heating fuel                             | 1 199                        | 793                          | 406             | --                           | 4 280                         | 127                          | 265      | 430           | 155          | 1 146          | 2 144            | 13                           |
| Utility gas                                    | 479                          | 378                          | 101             | --                           | 787                           | 39                           | 168      | 108           | 31           | 236            | 205              | --                           |
| Battled, tank, or LP gas                       | 6                            | --                           | --              | --                           | 45                            | --                           | --       | 28            | --           | --             | 17               | --                           |
| Electricity                                    | 11                           | --                           | 11              | --                           | 186                           | --                           | --       | 75            | 14           | 12             | 85               | --                           |
| Fuel oil, kerosene, etc.                       | 658                          | 378                          | 280             | --                           | 3 221                         | 88                           | 89       | 211           | 110          | 898            | 1 812            | 13                           |
| Other  | 45                           | 37                           | 8               | --                           | 41                            | --                           | 8        | 8             | --           | --             | 25               | --                           |
| Water heating fuel                             | 1 199                        | 793                          | 406             | --                           | 4 277                         | 127                          | 265      | 438           | 144          | 1 146          | 2 144            | 13                           |
| Utility gas                                    | 751                          | 556                          | 195             | --                           | 1 238                         | 84                           | 189      | 208           | 41           | 354            | 362              | --                           |
| Battled, tank, or LP gas                       | 24                           | 18                           | 6               | --                           | 74                            | --                           | 10       | 12            | 6            | 9              | 37               | --                           |
| Electricity                                    | 30                           | 26                           | 4               | --                           | 186                           | --                           | 10       | 68            | 14           | 5              | 89               | --                           |
| Fuel oil, kerosene, etc.                       | 384                          | 183                          | 201             | --                           | 2 755                         | 43                           | 56       | 142           | 83           | 778            | 1 640            | 13                           |
| Other  | 10                           | 10                           | --              | --                           | 24                            | --                           | --       | 8             | --           | --             | 16               | --                           |
| Family householder                             | 949                          | 649                          | 300             | --                           | 1 377                         | 116                          | 186      | 148           | 48           | 326            | 553              | --                           |
| With own children under 18 years               | 205                          | 108                          | 97              | --                           | 282                           | 58                           | 39       | 81            | 23           | 52             | 29               | --                           |
| With own children under 6 years                | 47                           | 17                           | 30              | --                           | 121                           | 7                            | 28       | 42            | 9            | 26             | 9                | --                           |
| Female householder, no husband present         | 166                          | 140                          | 26              | --                           | 341                           | 11                           | 54       | 59            | 23           | 88             | 106              | --                           |
| With own children under 18 years               | 10                           | 10                           | --              | --                           | 113                           | --                           | 12       | 43            | 7            | 39             | 12               | --                           |
| With own children under 6 years                | --                           | --                           | --              | --                           | 38                            | --                           | 7        | 8             | --           | 20             | 4                | --                           |
| Nonfamily householder                          | 250                          | 144                          | 106             | --                           | 2 911                         | 11                           | 79       | 290           | 107          | 820            | 1 591            | 13                           |
| Income in 1979 below poverty level             | 71                           | 44                           | 27              | --                           | 727                           | 7                            | 18       | 124           | 24           | 255            | 293              | 6                            |
| Percent below poverty level                    | 5.9                          | 5.5                          | 6.7             | --                           | 17.0                          | 5.5                          | 6.8      | 28.3          | 15.5         | 22.3           | 13.7             | 46.2                         |

Table B—22. Owner- and Renter-Occupied Housing Units With a White Householder by Size of Household: 1980

(Data are estimates based on a sample, see Introduction. For meaning of symbols, see Introduction. For definitions of terms, see appendixes A and B.)

| East Orange city  | Total        | 1 person     | 2 persons    | 3 persons  | 4 persons  | 5 persons | 6 persons | 7 persons | 8 or more persons | Median      | Total persons |
|---|--------------|--------------|--------------|------------|------------|-----------|-----------|-----------|-------------------|-------------|---------------|
| <b>Owner-occupied housing units</b> .....                                   | <b>1 199</b> | <b>234</b>   | <b>438</b>   | <b>247</b> | <b>154</b> | <b>62</b> | <b>29</b> | <b>13</b> | <b>22</b>         | <b>2.33</b> | <b>3 326</b>  |
| Nonrelatives present .....  | 56           | —            | 16           | 6          | 15         | —         | 8         | —         | 11                | 3.90        | 252           |
| <b>ROOMS</b>  |              |              |              |            |            |           |           |           |                   |             |               |
| 1 to 3 rooms .....  | 44           | 33           | 11           | —          | —          | —         | —         | —         | —                 | 1.17        | 54            |
| 4 rooms .....   | 71           | 16           | 29           | 18         | —          | —         | 8         | —         | —                 | 2.17        | 184           |
| 5 rooms .....   | 264          | 55           | 96           | 65         | 32         | 16        | —         | —         | —                 | 2.30        | 741           |
| 6 rooms .....   | 405          | 59           | 167          | 99         | 54         | 15        | —         | —         | 11                | 2.36        | 1 052         |
| 7 rooms .....   | 126          | 22           | 49           | 26         | 11         | 14        | —         | —         | 4                 | 2.34        | 414           |
| 8 or more rooms .....   | 289          | 49           | 86           | 39         | 57         | 17        | 21        | 13        | 7                 | 2.74        | 881           |
| Median .....  | 6.0          | 5.7          | 6.0          | 5.9        | 6.3        | 6.5       | 8.3       | 8.5+      | 6.5               | ...         | ...           |
| <b>PLUMBING FACILITIES BY PERSONS PER ROOM</b>                              |              |              |              |            |            |           |           |           |                   |             |               |
| <b>Complete plumbing for exclusive use</b> .....                            | <b>1 199</b> | <b>234</b>   | <b>438</b>   | <b>247</b> | <b>154</b> | <b>62</b> | <b>29</b> | <b>13</b> | <b>22</b>         | <b>2.33</b> | <b>3 326</b>  |
| 1.00 or less .....  | 1 176        | 234          | 438          | 247        | 154        | 62        | 21        | 13        | 7                 | 2.31        | 3 220         |
| 1.01 to 1.50 .....  | 23           | —            | —            | —          | —          | —         | 8         | —         | 15                | 7.73        | 106           |
| 1.51 or more .....  | —            | —            | —            | —          | —          | —         | —         | —         | —                 | —           | —             |
| <b>Lacking complete plumbing for exclusive use</b> .....                    | <b>—</b>     | <b>—</b>     | <b>—</b>     | <b>—</b>   | <b>—</b>   | <b>—</b>  | <b>—</b>  | <b>—</b>  | <b>—</b>          | <b>—</b>    | <b>—</b>      |
| 1.00 or less .....  | —            | —            | —            | —          | —          | —         | —         | —         | —                 | —           | —             |
| 1.01 to 1.50 .....  | —            | —            | —            | —          | —          | —         | —         | —         | —                 | —           | —             |
| 1.51 or more .....  | —            | —            | —            | —          | —          | —         | —         | —         | —                 | —           | —             |
| <b>UNITS IN STRUCTURE</b>   |              |              |              |            |            |           |           |           |                   |             |               |
| 1, detached or attached .....   | 793          | 133          | 307          | 174        | 95         | 32        | 21        | 13        | 18                | 2.36        | 2 096         |
| 2 or more .....   | 406          | 101          | 131          | 73         | 59         | 30        | 8         | —         | 4                 | 2.28        | 1 230         |
| Mobile home or trailer, etc. ....   | —            | —            | —            | —          | —          | —         | —         | —         | —                 | —           | —             |
| <b>VALUE</b>  |              |              |              |            |            |           |           |           |                   |             |               |
| <b>Specified owner-occupied housing units</b> .....                         | <b>742</b>   | <b>122</b>   | <b>287</b>   | <b>159</b> | <b>90</b>  | <b>32</b> | <b>21</b> | <b>13</b> | <b>18</b>         | <b>2.37</b> | <b>1 966</b>  |
| Less than \$10,000 .....  | 5            | 5            | —            | —          | —          | —         | —         | —         | —                 | 1.00        | 8             |
| \$10,000 to \$19,999 .....  | 63           | 4            | 36           | 14         | 9          | —         | —         | —         | —                 | 2.26        | 183           |
| \$20,000 to \$29,999 .....  | 186          | 66           | 70           | 28         | 7          | —         | 5         | —         | —                 | 1.89        | 460           |
| \$30,000 to \$39,999 .....  | 259          | 39           | 95           | 79         | 28         | 13        | —         | 5         | —                 | 2.45        | 685           |
| \$40,000 to \$49,999 .....  | 125          | —            | 63           | —          | 27         | 9         | —         | —         | 18                | 2.49        | 345           |
| \$50,000 to \$59,999 .....  | 51           | —            | 16           | 18         | 9          | —         | —         | 8         | —                 | 3.03        | 150           |
| \$60,000 to \$79,999 .....  | 35           | —            | 7            | 20         | —          | —         | 8         | —         | —                 | 3.02        | 98            |
| \$80,000 to \$99,999 .....  | 18           | 8            | —            | —          | 10         | —         | —         | —         | —                 | 3.60        | 37            |
| \$100,000 to \$149,999 .....  | —            | —            | —            | —          | —          | —         | —         | —         | —                 | —           | —             |
| \$150,000 or more .....   | —            | —            | —            | —          | —          | —         | —         | —         | —                 | —           | —             |
| Median .....  | \$34 300     | \$27 300     | \$34 100     | \$35 700   | \$40 300   | \$32 300  | \$48 400  | \$55 900  | \$44 100          | ...         | ...           |
| <b>SELECTED CHARACTERISTICS</b>   |              |              |              |            |            |           |           |           |                   |             |               |
| <b>All income levels in 1979</b> .....                                      | <b>1 199</b> | <b>234</b>   | <b>438</b>   | <b>247</b> | <b>154</b> | <b>62</b> | <b>29</b> | <b>13</b> | <b>22</b>         | <b>2.33</b> | <b>3 326</b>  |
| Median income .....   | \$19 654     | \$6 492      | \$15 779     | \$26 673   | \$31 731   | \$36 923  | \$19 531  | \$54 688  | \$46 364          | ...         | ...           |
| Median selected monthly owner costs as percentage of household income ..... | 18.3         | 41.1         | 20.7         | 11.0       | 12.6       | 15.4      | 17.5      | 14.1      | 10—               | ...         | ...           |
| With a mortgage .....   | 19.2         | 50+          | 21.5         | 16.4       | 26.4       | 16.3      | 14.1      | 14.1      | 10—               | ...         | ...           |
| Not mortgaged .....   | 17.1         | 38.6         | 20.1         | 10—        | 11.1       | 10—       | 22.5      | —         | 10—               | ...         | ...           |
| <b>Income in 1979 below poverty level</b> .....                             | <b>71</b>    | <b>37</b>    | <b>28</b>    | <b>—</b>   | <b>—</b>   | <b>6</b>  | <b>—</b>  | <b>—</b>  | <b>—</b>          | <b>1.46</b> | <b>...</b>    |
| Median income .....   | \$3 109      | \$2 798      | \$3 056      | —          | —          | \$6 250   | —         | —         | —                 | ...         | ...           |
| Median selected monthly owner costs as percentage of household income ..... | 50+          | 50+          | 50+          | —          | —          | —         | —         | —         | —                 | ...         | ...           |
| With a mortgage .....   | 50+          | —            | 50+          | —          | —          | —         | —         | —         | —                 | ...         | ...           |
| Not mortgaged .....   | 50+          | 50+          | 50+          | —          | —          | —         | —         | —         | —                 | ...         | ...           |
| <b>Renter-occupied housing units</b> .....                                  | <b>4 288</b> | <b>2 665</b> | <b>1 142</b> | <b>312</b> | <b>101</b> | <b>45</b> | <b>15</b> | <b>8</b>  | <b>—</b>          | <b>1.30</b> | <b>6 908</b>  |
| Nonrelatives present .....  | 266          | —            | 212          | 33         | 18         | 3         | —         | —         | —                 | 2.13        | 615           |
| <b>ROOMS</b>  |              |              |              |            |            |           |           |           |                   |             |               |
| 1 room .....  | 479          | 450          | 25           | 4          | —          | —         | —         | —         | —                 | 1.03        | 523           |
| 2 rooms .....   | 516          | 424          | 85           | —          | 7          | —         | —         | —         | —                 | 1.11        | 690           |
| 3 rooms .....   | 1 439        | 1 034        | 333          | 42         | 30         | —         | —         | —         | —                 | 1.20        | 2 032         |
| 4 rooms .....   | 978          | 517          | 308          | 121        | 11         | 13        | 8         | —         | —                 | 1.45        | 1 670         |
| 5 rooms .....   | 592          | 192          | 243          | 117        | 28         | 5         | 7         | —         | —                 | 1.93        | 1 244         |
| 6 rooms .....   | 216          | 41           | 122          | 10         | 15         | 20        | —         | 8         | —                 | 2.05        | 533           |
| 7 or more rooms .....   | 68           | 7            | 26           | 18         | 10         | 7         | —         | —         | —                 | 2.56        | 216           |
| Median .....  | 3.3          | 2.9          | 3.9          | 4.4        | 4.6        | 5.7       | 4.4       | 6.0       | —                 | ...         | ...           |
| <b>PLUMBING FACILITIES BY PERSONS PER ROOM</b>                              |              |              |              |            |            |           |           |           |                   |             |               |
| <b>Complete plumbing for exclusive use</b> .....                            | <b>4 199</b> | <b>2 609</b> | <b>1 120</b> | <b>306</b> | <b>101</b> | <b>40</b> | <b>15</b> | <b>8</b>  | <b>—</b>          | <b>1.30</b> | <b>6 766</b>  |
| 1.00 or less .....  | 4 097        | 2 609        | 1 095        | 302        | 64         | 27        | —         | —         | —                 | 1.29        | 6 348         |
| 1.01 to 1.50 .....  | 66           | —            | —            | —          | 30         | 13        | —         | 8         | —                 | 4.73        | 302           |
| 1.51 or more .....  | 36           | —            | 25           | 4          | 7          | —         | —         | —         | —                 | 2.22        | 116           |
| <b>Lacking complete plumbing for exclusive use</b> .....                    | <b>89</b>    | <b>56</b>    | <b>22</b>    | <b>6</b>   | <b>—</b>   | <b>5</b>  | <b>—</b>  | <b>—</b>  | <b>—</b>          | <b>1.29</b> | <b>142</b>    |
| 1.00 or less .....  | 89           | 56           | 22           | 6          | —          | 5         | —         | —         | —                 | 1.29        | 142           |
| 1.01 to 1.50 .....  | —            | —            | —            | —          | —          | —         | —         | —         | —                 | —           | —             |
| 1.51 or more .....  | —            | —            | —            | —          | —          | —         | —         | —         | —                 | —           | —             |
| <b>UNITS IN STRUCTURE</b>   |              |              |              |            |            |           |           |           |                   |             |               |
| 1, detached or attached .....   | 127          | 11           | 54           | 30         | 20         | 12        | —         | —         | —                 | 2.47        | 381           |
| 2 .....   | 265          | 58           | 110          | 81         | 11         | 5         | —         | —         | —                 | 2.18        | 573           |
| 3 and 4 .....   | 438          | 271          | 73           | 37         | 28         | 13        | 8         | 8         | —                 | 1.31        | 797           |
| 5 to 9 .....  | 155          | 77           | 46           | 18         | —          | 7         | —         | —         | —                 | 1.51        | 261           |
| 10 to 49 .....  | 1 146        | 724          | 317          | 67         | 35         | 3         | —         | —         | —                 | 1.29        | 1 815         |
| 50 or more .....  | 2 144        | 1 511        | 542          | 79         | 7          | 5         | —         | —         | —                 | 1.21        | 3 057         |
| Mobile home or trailer, etc. ....   | 13           | 13           | —            | —          | —          | —         | —         | —         | —                 | 1.00        | 24            |
| <b>GROSS RENT</b>   |              |              |              |            |            |           |           |           |                   |             |               |
| <b>Specified renter-occupied housing units</b> .....                        | <b>4 277</b> | <b>2 665</b> | <b>1 135</b> | <b>312</b> | <b>97</b>  | <b>45</b> | <b>15</b> | <b>8</b>  | <b>—</b>          | <b>1.30</b> | <b>6 873</b>  |
| Less than \$100 .....   | 320          | 307          | 5            | 8          | —          | —         | —         | —         | —                 | 1.02        | 334           |
| \$100 to \$149 .....  | 162          | 130          | 19           | 13         | —          | —         | —         | —         | —                 | 1.12        | 205           |
| \$150 to \$199 .....  | 469          | 378          | 74           | —          | 17         | —         | —         | —         | —                 | 1.12        | 590           |
| \$200 to \$249 .....  | 1 019        | 616          | 300          | 79         | 17         | 7         | —         | —         | —                 | 1.33        | 1 607         |
| \$250 to \$299 .....  | 818          | 486          | 213          | 85         | 11         | 8         | 15        | —         | —                 | 1.34        | 1 415         |
| \$300 to \$349 .....  | 496          | 287          | 132          | 40         | 22         | 15        | —         | —         | —                 | 1.36        | 854           |
| \$350 to \$399 .....  | 364          | 217          | 117          | 15         | 7          | —         | —         | 8         | —                 | 1.34        | 594           |
| \$400 to \$499 .....  | 316          | 94           | 176          | 30         | 6          | 10        | —         | —         | —                 | 1.86        | 656           |
| \$500 or more .....   | 245          | 124          | 91           | 19         | 6          | 5         | —         | —         | —                 | 1.49        | 453           |
| No cash rent .....  | 68           | 26           | 8            | 23         | 11         | —         | —         | —         | —                 | 2.50        | 165           |
| Median .....  | \$258        | \$242        | \$291        | \$279      | \$270      | \$325     | \$277     | \$375     | —                 | ...         | ...           |
| <b>SELECTED CHARACTERISTICS</b>   |              |              |              |            |            |           |           |           |                   |             |               |
| <b>All income levels in 1979</b> .....                                      | <b>4 288</b> | <b>2 665</b> | <b>1 142</b> | <b>312</b> | <b>101</b> | <b>45</b> | <b>15</b> | <b>8</b>  | <b>—</b>          | <b>1.30</b> | <b>6 908</b>  |
| Median income .....   | \$10 825     | \$7 489      | \$16 053     | \$19 821   | \$21 705   | \$26 875  | \$7 344   | \$62 500  | —                 | ...         | ...           |
| Median gross rent as percentage of household income .....                   | 25.5         | 30.7         | 21.9         | 18.5       | 16.4       | 14.1      | 50+       | 10—       | —                 | ...         | ...           |
| <b>Income in 1979 below poverty level</b> .....                             | <b>727</b>   | <b>554</b>   | <b>104</b>   | <b>26</b>  | <b>27</b>  | <b>8</b>  | <b>8</b>  | <b>—</b>  | <b>—</b>          | <b>1.16</b> | <b>...</b>    |
| Median income .....   | \$2 761      | \$2 637      | \$2 632      | \$2500—    | \$6 250    | \$3 750   | \$6 250   | —         | —                 | ...         | ...           |
| Median gross rent as percentage of household income .....                   | 50+          | 50+          | 50+          | 50+        | 50+        | 50+       | 50+       | —         | —                 | ...         | ...           |



Table B-23. Household Composition and Age of Householder for Owner- and Renter-Occupied Housing Units With a White Householder: 1980

[Data are estimates based on a sample, see Introduction. For meaning of symbols, see Introduction. For definitions of terms, see appendices A and B.]

|   | Married-couple families |                |                |                |                | Male householder, no wife present |                |                |                   |                | Female householder, no husband present |                   |                |                |                | Median age |                |                |                   |  |  |
|---|-------------------------|----------------|----------------|----------------|----------------|-----------------------------------|----------------|----------------|-------------------|----------------|--|-------------------|----------------|----------------|----------------|------------|----------------|----------------|-------------------|--|--|
|   | 15 to 24 years          |                | 25 to 34 years |                | 35 to 44 years |                                   | 45 to 64 years |                | 65 years and over |                | 15 to 24 years                         |                   | 25 to 34 years |                | 35 to 44 years |            | 45 to 64 years |                | 65 years and over |  |  |
|   | Total                   | 15 to 24 years | 25 to 34 years | 35 to 44 years | 45 to 64 years | 65 years and over                 | Total          | 15 to 24 years | 25 to 34 years    | 35 to 44 years | 45 to 64 years                         | 65 years and over | Total          | 15 to 24 years | 25 to 34 years |            | 35 to 44 years | 45 to 64 years | 65 years and over |  |  |
| <b>Owner-occupied housing units</b>   | 1 199                   | 43             | 103            | 355            | 240            | 53                                | 5              | 5              | 69                | 85             | 229                                    | 62.9              |                |                |                |            |                |                |                   |  |  |
| <b>PERSONS IN UNIT</b>  | 234                     | 15             | 104            | 194            | 40             | 4                                 | 5              | 5              | 34                | 28             | 123                                    | 71.2              |                |                |                |            |                |                |                   |  |  |
| 1 person  | 438                     | 23             | 20             | 130            | 27             | 8                                 | 5              | 5              | 18                | 11             | 75                                     | 68.8              |                |                |                |            |                |                |                   |  |  |
| 2 persons   | 247                     | 12             | 20             | 68             | 7              | 7                                 | 5              | 5              | 10                | 29             | 11                                     | 59.4              |                |                |                |            |                |                |                   |  |  |
| 3 persons   | 154                     | 8              | 32             | 37             | 4              | 5                                 | 2.00           | 2.00           | 1.53              | 17             | 20                                     | 54.4              |                |                |                |            |                |                |                   |  |  |
| 4 persons   | 62                      | 3.43           | 4.32           | 3.07           | 2.12           | 1.16                              | 9              | 9              | 1.53              | 2.62           | 1.43                                   | 56.2              |                |                |                |            |                |                |                   |  |  |
| 5 persons   | 64                      | 1.60           | 470            | 1 207          | 584            | 89                                | 10             | 10             | 124               | 236            | 413                                    | 41.7              |                |                |                |            |                |                |                   |  |  |
| 6 or more persons   | 2.33                    |                |                |                |                |                                   |                |                |                   |                |  | ...               |                |                |                |            |                |                |                   |  |  |
| Median  | 3 326                   |                |                |                |                |                                   |                |                |                   |                |  | ...               |                |                |                |            |                |                |                   |  |  |
| <b>PLUMBING FACILITIES BY PERSONS PER ROOM</b>  | 1 199                   | 43             | 103            | 355            | 240            | 53                                | 5              | 5              | 69                | 85             | 229                                    | 62.9              |                |                |                |            |                |                |                   |  |  |
| Complete plumbing for exclusive use   | 23                      | 8              | 4              | 11             | —              | —                                 | —              | —              | —                 | —              | —                                      | 39.4              |                |                |                |            |                |                |                   |  |  |
| 1.01 or more persons per room   | —                       | —              | —              | —              | —              | —                                 | —              | —              | —                 | —              | —                                      | —                 |                |                |                |            |                |                |                   |  |  |
| Lacking complete plumbing for exclusive use   | —                       | —              | —              | —              | —              | —                                 | —              | —              | —                 | —              | —                                      | —                 |                |                |                |            |                |                |                   |  |  |
| 1.01 or more persons per room   | —                       | —              | —              | —              | —              | —                                 | —              | —              | —                 | —              | —                                      | —                 |                |                |                |            |                |                |                   |  |  |
| <b>MORTGAGE STATUS AND SELECTED MONTHLY OWNER COSTS AS PERCENTAGE OF HOUSEHOLD INCOME IN 1979</b> | 742                     | 15             | 61             | 213            | 155            | 22                                | 5              | 5              | 35                | 62             | 166                                    | 63.5              |                |                |                |            |                |                |                   |  |  |
| With a mortgage   | 290                     | 5              | 50             | 124            | 33             | 5                                 | 5              | 5              | 13                | 24             | 28                                     | 57.2              |                |                |                |            |                |                |                   |  |  |
| Less than 15 percent  | 91                      | —              | 23             | 61             | 7              | —                                 | —              | —              | —                 | —              | —                                      | 55.2              |                |                |                |            |                |                |                   |  |  |
| 15 to 19 percent  | 59                      | —              | 14             | 36             | 5              | —                                 | —              | —              | 7                 | 4              | —                                      | 56.5              |                |                |                |            |                |                |                   |  |  |
| 20 to 24 percent  | 30                      | 5              | 13             | 8              | —              | —                                 | —              | —              | —                 | 5              | —                                      | 50.7              |                |                |                |            |                |                |                   |  |  |
| 25 to 29 percent  | 28                      | —              | —              | —              | —              | —                                 | —              | —              | —                 | 7              | —                                      | 61.4              |                |                |                |            |                |                |                   |  |  |
| 30 to 34 percent  | 13                      | —              | —              | —              | —              | —                                 | —              | —              | 6                 | 13             | —                                      | 69.4              |                |                |                |            |                |                |                   |  |  |
| 35 percent or more  | 61                      | —              | —              | 11             | 16             | 5                                 | —              | —              | —                 | 3              | 20                                     | 72.5              |                |                |                |            |                |                |                   |  |  |
| Not computed  | 8                       | —              | —              | —              | —              | —                                 | —              | —              | —                 | —              | —                                      | —                 |                |                |                |            |                |                |                   |  |  |
| Median  | 19.2                    | 22.5           | 15.7           | 15.1           | 24.5           | 50+                               | —              | —              | 24.6              | 30.4           | 50+                                    | ...               |                |                |                |            |                |                |                   |  |  |
| <b>Not mortgaged</b>  | 452                     | 10             | 11             | 89             | 122            | 17                                | 5              | 5              | 22                | 38             | 138                                    | 69.9              |                |                |                |            |                |                |                   |  |  |
| Less than 10 percent  | 70                      | —              | 11             | 26             | 4              | 5                                 | —              | —              | 17                | 5              | 7                                      | 58.8              |                |                |                |            |                |                |                   |  |  |
| 10 to 14 percent  | 50                      | —              | —              | 4              | 24             | —                                 | —              | —              | —                 | —              | 37                                     | 67.5              |                |                |                |            |                |                |                   |  |  |
| 15 to 19 percent  | 59                      | —              | —              | 20             | 6              | —                                 | —              | —              | —                 | —              | 17                                     | 69.0              |                |                |                |            |                |                |                   |  |  |
| 20 to 24 percent  | 16                      | —              | —              | 9              | —              | —                                 | —              | —              | —                 | —              | 30                                     | 73.1              |                |                |                |            |                |                |                   |  |  |
| 25 to 29 percent  | 22                      | —              | —              | 5              | —              | —                                 | —              | —              | —                 | —              | 4                                      | 76.7              |                |                |                |            |                |                |                   |  |  |
| 30 to 34 percent  | 93                      | —              | —              | 9              | —              | —                                 | —              | —              | 5                 | 11             | 31                                     | 67.0              |                |                |                |            |                |                |                   |  |  |
| 35 percent or more  | 14                      | —              | —              | 10.7           | 20.0           | 42.9                              | —              | —              | 10                | —              | 4                                      | 77.5              |                |                |                |            |                |                |                   |  |  |
| Not computed  | 17.1                    | 10             | —              | —              | —              | —                                 | —              | —              | —                 | —              | —                                      | —                 |                |                |                |            |                |                |                   |  |  |
| Median  | 4 288                   | 40             | 150            | 49             | 389            | 173                               | 180            | 153            | 359               | 471            | 1 253                                  | 62.9              |                |                |                |            |                |                |                   |  |  |
| <b>Renter-occupied housing units</b>  | 2 665                   | 8              | 94             | 216            | 347            | 98                                | 130            | 139            | 309               | 376            | 1 093                                  | 66.0              |                |                |                |            |                |                |                   |  |  |
| 1 person  | 1 142                   | 12             | 38             | 15             | 84             | 66                                | 35             | 14             | 34                | 23             | 126                                    | 62.7              |                |                |                |            |                |                |                   |  |  |
| 2 persons   | 101                     | 12             | 4              | 34             | 5              | 9                                 | 15             | —              | 5                 | 18             | 28                                     | 50.4              |                |                |                |            |                |                |                   |  |  |
| 3 persons   | 45                      | —              | 10             | 5              | 15             | —                                 | —              | —              | —                 | 22             | 6                                      | 48.9              |                |                |                |            |                |                |                   |  |  |
| 4 persons   | 23                      | 8              | —              | 7              | —              | —                                 | —              | —              | —                 | 7              | —                                      | 39.8              |                |                |                |            |                |                |                   |  |  |
| 5 persons   | 1.30                    | 3.50           | 2.30           | 2.32           | 2.06           | 1.38                              | 1.19           | 1.05           | 1.08              | 1.24           | 1.07                                   | 27.2              |                |                |                |            |                |                |                   |  |  |
| 6 or more persons   | 6 908                   | 1.51           | 457            | 965            | 839            | 247                               | 248            | 185            | 469               | 306            | 1 538                                  | ...               |                |                |                |            |                |                |                   |  |  |
| Median  | 4 199                   | 40             | 145            | 49             | 383            | 164                               | 180            | 153            | 324               | 459            | 1 253                                  | 63.2              |                |                |                |            |                |                |                   |  |  |
| <b>PLUMBING FACILITIES BY PERSONS PER ROOM</b>  | 1 02                    | 15             | 20             | 19             | —              | 9                                 | 5              | —              | 11                | 15             | 4                                      | 34.4              |                |                |                |            |                |                |                   |  |  |
| Complete plumbing for exclusive use   | 89                      | —              | —              | 7              | —              | —                                 | —              | —              | 35                | —              | —                                      | 58.4              |                |                |                |            |                |                |                   |  |  |
| 1.01 or more persons per room   | —                       | —              | —              | —              | —              | —                                 | —              | —              | —                 | —              | —                                      | —                 |                |                |                |            |                |                |                   |  |  |
| Lacking complete plumbing for exclusive use   | —                       | —              | —              | —              | —              | —                                 | —              | —              | —                 | —              | —                                      | —                 |                |                |                |            |                |                |                   |  |  |
| 1.01 or more persons per room   | —                       | —              | —              | —              | —              | —                                 | —              | —              | —                 | —              | —                                      | —                 |                |                |                |            |                |                |                   |  |  |
| <b>GROSS RENT AS PERCENTAGE OF HOUSEHOLD INCOME IN 1979</b>                                       | 4 277                   | 40             | 150            | 45             | 356            | 173                               | 180            | 153            | 359               | 471            | 1 253                                  | 62.9              |                |                |                |            |                |                |                   |  |  |
| Specified renter-occupied housing units   | 770                     | 15             | 58             | 202            | 72             | 6                                 | 65             | 42             | 67                | 82             | 89                                     | 56.0              |                |                |                |            |                |                |                   |  |  |
| Less than 15 percent  | 526                     | 10             | 19             | 46             | 41             | 23                                | 14             | 31             | 72                | 29             | 113                                    | 57.1              |                |                |                |            |                |                |                   |  |  |
| 15 to 19 percent  | 700                     | 20             | 29             | 47             | 57             | 11                                | 23             | 8              | 81                | 42             | 76                                     | 62.4              |                |                |                |            |                |                |                   |  |  |
| 20 to 24 percent  | 370                     | —              | 15             | 34             | 35             | 28                                | 7              | 11             | 27                | 30             | 20                                     | 65.0              |                |                |                |            |                |                |                   |  |  |
| 25 to 29 percent  | 303                     | —              | —              | 19             | 39             | 32                                | 15             | 22             | 26                | 14             | 11                                     | 64.6              |                |                |                |            |                |                |                   |  |  |
| 30 to 34 percent  | 509                     | —              | 14             | 19             | 76             | 26                                | 13             | 8              | 34                | 29             | 18                                     | 70.3              |                |                |                |            |                |                |                   |  |  |
| 35 to 49 percent  | 886                     | 8              | 18             | —              | —              | 4                                 | 27             | 4              | 41                | 22             | 34                                     | 69.6              |                |                |                |            |                |                |                   |  |  |
| 50 percent or more  | 213                     | 17             | 17             | —              | —              | 14                                | 16             | 27             | 11                | 6              | 58                                     | 62.9              |                |                |                |            |                |                |                   |  |  |
| Not computed  | 25.5                    | 20.7           | 17.2           | 14.0           | 27.0           | 31.8                              | 20.7           | 18.4           | 22.2              | 23.8           | 32.8                                   | ...               |                |                |                |            |                |                |                   |  |  |
| Median  | —                       | —              | —              | —              | —              | —                                 | —              | —              | —                 | —              | —                                      | —                 |                |                |                |            |                |                |                   |  |  |

**Table B—24. Age and Sex of Householder in One-Person Households for Owner- and Renter-Occupied Housing Units With a White Householder: 1980**

[Data are estimates based on a sample, see Introduction. For meaning of symbols, see Introduction. For definitions of terms, see appendixes A and B.]

| East Orange city  | Male householder |                |                |                |                |                   | Female householder |                |                |                |                |                   |              |
|---|------------------|----------------|----------------|----------------|----------------|-------------------|--------------------|----------------|----------------|----------------|----------------|-------------------|--------------|
|   | Total            | 15 to 24 years | 25 to 34 years | 35 to 44 years | 45 to 64 years | 65 years and over | Total              | 15 to 24 years | 25 to 34 years | 35 to 44 years | 45 to 64 years | 65 years and over |              |
| <b>Owner-occupied housing units</b> .....   | <b>234</b>       | <b>74</b>      | <b>—</b>       | <b>—</b>       | <b>—</b>       | <b>34</b>         | <b>40</b>          | <b>160</b>     | <b>4</b>       | <b>—</b>       | <b>5</b>       | <b>28</b>         | <b>123</b>   |
| <b>PLUMBING FACILITIES</b>  |                  |                |                |                |                |                   |                    |                |                |                |                |                   |              |
| Complete plumbing for exclusive use .....   | 234              | 74             | —              | —              | —              | 34                | 40                 | 160            | 4              | —              | 5              | 28                | 123          |
| Lacking complete plumbing for exclusive use .....                                   | —                | —              | —              | —              | —              | —                 | —                  | —              | —              | —              | —              | —                 | —            |
| <b>UNITS IN STRUCTURE</b>   |                  |                |                |                |                |                   |                    |                |                |                |                |                   |              |
| 1, detached or attached .....   | 133              | 26             | —              | —              | —              | 17                | 9                  | 107            | —              | —              | 5              | 23                | 79           |
| 2 or more .....   | 101              | 48             | —              | —              | —              | 17                | 31                 | 53             | 4              | —              | —              | 5                 | 44           |
| Mobile home or trailer, etc. ....   | —                | —              | —              | —              | —              | —                 | —                  | —              | —              | —              | —              | —                 | —            |
| <b>HOUSEHOLD INCOME IN 1979</b>   |                  |                |                |                |                |                   |                    |                |                |                |                |                   |              |
| Less than \$5,000 .....   | 80               | 11             | —              | —              | —              | 11                | —                  | 69             | 4              | —              | —              | 6                 | 59           |
| \$5,000 to \$9,999 .....  | 97               | 43             | —              | —              | —              | 12                | 31                 | 54             | —              | —              | —              | 10                | 44           |
| \$10,000 to \$12,499 .....  | 5                | —              | —              | —              | —              | —                 | —                  | 5              | —              | —              | —              | —                 | 5            |
| \$12,500 to \$14,999 .....  | 13               | —              | —              | —              | —              | —                 | —                  | 13             | —              | —              | 5              | 4                 | 4            |
| \$15,000 to \$19,999 .....  | 33               | 14             | —              | —              | —              | 5                 | 9                  | 19             | —              | —              | —              | 8                 | 11           |
| \$20,000 to \$24,999 .....  | —                | —              | —              | —              | —              | —                 | —                  | —              | —              | —              | —              | —                 | —            |
| \$25,000 to \$34,999 .....  | 6                | 6              | —              | —              | —              | 6                 | —                  | —              | —              | —              | —              | —                 | —            |
| \$35,000 to \$49,999 .....  | —                | —              | —              | —              | —              | —                 | —                  | —              | —              | —              | —              | —                 | —            |
| \$50,000 or more .....  | —                | —              | —              | —              | —              | —                 | —                  | —              | —              | —              | —              | —                 | —            |
| Median .....  | \$6 492          | \$7 321        | —              | —              | —              | \$6 250           | \$8 167            | \$5 809        | \$2500—        | —              | \$13 750       | \$9 500           | \$5 184      |
| Mean .....  | \$8 010          | \$9 878        | —              | —              | —              | \$10 870          | \$9 035            | \$7 147        | —              | —              | \$13 405       | \$10 481          | \$6 366      |
| <b>MORTGAGE STATUS AND SELECTED MONTHLY OWNER COSTS</b>                             |                  |                |                |                |                |                   |                    |                |                |                |                |                   |              |
| <b>Specified owner-occupied housing units</b> .....                                 | <b>122</b>       | <b>15</b>      | <b>—</b>       | <b>—</b>       | <b>—</b>       | <b>6</b>          | <b>9</b>           | <b>107</b>     | <b>—</b>       | <b>—</b>       | <b>5</b>       | <b>23</b>         | <b>79</b>    |
| <b>With a mortgage</b> .....  | <b>42</b>        | <b>11</b>      | <b>—</b>       | <b>—</b>       | <b>—</b>       | <b>6</b>          | <b>5</b>           | <b>31</b>      | <b>—</b>       | <b>—</b>       | <b>5</b>       | <b>8</b>          | <b>18</b>    |
| Less than \$200 .....   | 8                | —              | —              | —              | —              | —                 | —                  | —              | —              | —              | —              | —                 | 8            |
| \$200 to \$249 .....  | —                | —              | —              | —              | —              | —                 | —                  | —              | —              | —              | —              | —                 | —            |
| \$250 to \$299 .....  | 9                | —              | —              | —              | —              | —                 | —                  | 9              | —              | —              | —              | —                 | —            |
| \$300 to \$349 .....  | 10               | 5              | —              | —              | —              | —                 | 5                  | 5              | —              | 5              | 4              | —                 | 5            |
| \$350 to \$399 .....  | 5                | —              | —              | —              | —              | —                 | —                  | 5              | —              | —              | —              | —                 | 5            |
| \$400 to \$499 .....  | 4                | —              | —              | —              | —              | —                 | —                  | 4              | —              | —              | —              | 4                 | —            |
| \$500 to \$599 .....  | —                | —              | —              | —              | —              | —                 | —                  | —              | —              | —              | —              | —                 | —            |
| \$600 to \$749 .....  | 6                | 6              | —              | —              | —              | 6                 | —                  | —              | —              | —              | —              | —                 | —            |
| \$750 or more .....   | —                | —              | —              | —              | —              | —                 | —                  | —              | —              | —              | —              | —                 | —            |
| Median .....  | \$320            | \$612          | —              | —              | —              | \$675             | \$325              | \$292          | —              | —              | \$275          | \$350             | \$310        |
| <b>Not mortgaged</b> .....  | <b>80</b>        | <b>4</b>       | <b>—</b>       | <b>—</b>       | <b>—</b>       | <b>—</b>          | <b>4</b>           | <b>76</b>      | <b>—</b>       | <b>—</b>       | <b>—</b>       | <b>15</b>         | <b>61</b>    |
| Less than \$50 .....  | —                | —              | —              | —              | —              | —                 | —                  | —              | —              | —              | —              | —                 | —            |
| \$50 to \$74 .....  | —                | —              | —              | —              | —              | —                 | —                  | —              | —              | —              | —              | —                 | —            |
| \$75 to \$99 .....  | —                | —              | —              | —              | —              | —                 | —                  | —              | —              | —              | —              | —                 | —            |
| \$100 to \$124 .....  | 5                | —              | —              | —              | —              | —                 | —                  | 5              | —              | —              | —              | —                 | 5            |
| \$125 to \$149 .....  | —                | —              | —              | —              | —              | —                 | —                  | —              | —              | —              | —              | —                 | —            |
| \$150 to \$199 .....  | 27               | —              | —              | —              | —              | —                 | —                  | 27             | —              | —              | —              | 6                 | 21           |
| \$200 to \$249 .....  | 10               | —              | —              | —              | —              | —                 | —                  | 10             | —              | —              | —              | 4                 | 6            |
| \$250 or more .....   | 38               | 4              | —              | —              | —              | —                 | 4                  | 34             | —              | —              | —              | 5                 | 29           |
| Median .....  | \$240            | \$250+         | —              | —              | —              | —                 | \$250+             | \$230          | —              | —              | —              | \$219             | \$238        |
| <b>SELECTED CHARACTERISTICS</b>   |                  |                |                |                |                |                   |                    |                |                |                |                |                   |              |
| Median selected monthly owner costs as percentage of household income in 1979 ..... | 41.1             | 50+            | —              | —              | —              | 50+               | 50+                | 37.0           | —              | —              | 22.5           | 34.4              | 38.4         |
| With a mortgage .....   | 50+              | 50+            | —              | —              | —              | 50+               | 50+                | 33.1           | —              | —              | 22.5           | 25.0              | 50+          |
| Not mortgaged .....   | 38.6             | 45.0           | —              | —              | —              | —                 | 45.0               | 37.7           | —              | —              | —              | 47.0              | 36.1         |
| <b>Income in 1979 below poverty level</b> .....                                     | <b>37</b>        | <b>6</b>       | <b>—</b>       | <b>—</b>       | <b>—</b>       | <b>6</b>          | <b>—</b>           | <b>31</b>      | <b>4</b>       | <b>—</b>       | <b>—</b>       | <b>6</b>          | <b>21</b>    |
| Percent below poverty level .....   | 15.8             | 8.1            | —              | —              | —              | 17.6              | —                  | 19.4           | 100.0          | —              | —              | 21.4              | 17.1         |
| <b>Renter-occupied housing units</b> .....  | <b>2 665</b>     | <b>967</b>     | <b>98</b>      | <b>130</b>     | <b>139</b>     | <b>309</b>        | <b>291</b>         | <b>1 698</b>   | <b>49</b>      | <b>105</b>     | <b>75</b>      | <b>376</b>        | <b>1 093</b> |
| <b>PLUMBING FACILITIES</b>  |                  |                |                |                |                |                   |                    |                |                |                |                |                   |              |
| Complete plumbing for exclusive use .....   | 2 609            | 923            | 98             | 130            | 139            | 274               | 282                | 1 686          | 49             | 105            | 75             | 364               | 1 093        |
| Lacking complete plumbing for exclusive use .....                                   | 56               | 44             | —              | —              | —              | 35                | 9                  | 12             | —              | —              | —              | 12                | —            |
| <b>UNITS IN STRUCTURE</b>   |                  |                |                |                |                |                   |                    |                |                |                |                |                   |              |
| 1, detached or attached .....   | 11               | 11             | —              | 11             | —              | —                 | —                  | —              | —              | —              | —              | —                 | —            |
| 2 .....   | 58               | 18             | —              | —              | 10             | 8                 | —                  | 40             | 6              | 6              | —              | 23                | 5            |
| 3 and 4 .....   | 271              | 130            | 50             | 28             | 11             | 19                | 22                 | 141            | 20             | —              | 18             | 46                | 57           |
| 5 to 9 .....  | 77               | 56             | 14             | 5              | —              | 27                | 10                 | 21             | —              | 15             | —              | —                 | 6            |
| 10 to 49 .....  | 724              | 255            | 7              | 25             | 39             | 104               | 80                 | 469            | 5              | 61             | 37             | 109               | 257          |
| 50 or more .....  | 1 511            | 490            | 27             | 54             | 79             | 151               | 179                | 1 021          | 18             | 23             | 20             | 198               | 762          |
| Mobile home or trailer, etc. ....   | 13               | 7              | —              | 7              | —              | —                 | —                  | 6              | —              | —              | —              | —                 | 6            |
| <b>HOUSEHOLD INCOME IN 1979</b>   |                  |                |                |                |                |                   |                    |                |                |                |                |                   |              |
| Less than \$5,000 .....   | 985              | 272            | 38             | 19             | 16             | 56                | 143                | 713            | 24             | 18             | 25             | 104               | 542          |
| \$5,000 to \$9,999 .....  | 603              | 201            | 32             | 35             | 4              | 64                | 66                 | 402            | 14             | —              | 18             | 98                | 272          |
| \$10,000 to \$12,499 .....  | 241              | 94             | 13             | 19             | 24             | 16                | 22                 | 147            | —              | 30             | 11             | 41                | 65           |
| \$12,500 to \$14,999 .....  | 181              | 59             | 9              | 18             | —              | 26                | 6                  | 122            | —              | 17             | 14             | 44                | 47           |
| \$15,000 to \$19,999 .....  | 249              | 92             | —              | 10             | 42             | 40                | —                  | 157            | 11             | 34             | —              | 42                | 70           |
| \$20,000 to \$24,999 .....  | 133              | 101            | —              | 14             | 24             | 47                | 16                 | 32             | —              | —              | —              | 6                 | 26           |
| \$25,000 to \$34,999 .....  | 137              | 74             | 6              | 7              | 22             | 39                | —                  | 63             | —              | —              | 7              | 26                | 30           |
| \$35,000 to \$49,999 .....  | 60               | 27             | —              | 8              | —              | 7                 | 12                 | 33             | —              | —              | —              | 6                 | 27           |
| \$50,000 or more .....  | 76               | 47             | —              | —              | 7              | 14                | 26                 | 29             | —              | 6              | —              | 9                 | 14           |
| Median .....  | \$7 489          | \$10 279       | \$7 115        | \$11 447       | \$16 518       | \$14 279          | \$5 174            | \$6 478        | \$5 156        | \$13 162       | \$9 236        | \$9 079           | \$5 069      |
| Mean .....  | \$11 691         | \$14 427       | \$7 718        | \$12 707       | \$22 418       | \$16 273          | \$11 678           | \$10 133       | \$7 339        | \$14 395       | \$9 092        | \$12 821          | \$8 995      |
| <b>GROSS RENT</b>   |                  |                |                |                |                |                   |                    |                |                |                |                |                   |              |
| <b>Specified renter-occupied housing units</b> .....                                | <b>2 665</b>     | <b>967</b>     | <b>98</b>      | <b>130</b>     | <b>139</b>     | <b>309</b>        | <b>291</b>         | <b>1 698</b>   | <b>49</b>      | <b>105</b>     | <b>75</b>      | <b>376</b>        | <b>1 093</b> |
| Less than \$100 .....   | 307              | 55             | —              | —              | —              | 23                | 32                 | 252            | —              | —              | —              | 58                | 194          |
| \$100 to \$149 .....  | 130              | 40             | —              | —              | —              | 23                | 17                 | 90             | —              | —              | —              | 26                | 64           |
| \$150 to \$199 .....  | 378              | 143            | —              | 20             | —              | 50                | 73                 | 235            | 6              | 11             | 19             | 42                | 157          |
| \$200 to \$249 .....  | 616              | 232            | 48             | 12             | 42             | 74                | 56                 | 384            | 5              | 18             | 32             | 126               | 203          |
| \$250 to \$299 .....  | 486              | 203            | 38             | 71             | 26             | 38                | 30                 | 283            | 32             | 41             | 7              | 51                | 152          |
| \$300 to \$349 .....  | 287              | 100            | —              | 5              | 16             | 61                | 18                 | 187            | 6              | 29             | 4              | 51                | 97           |
| \$350 to \$399 .....  | 217              | 116            | 12             | 16             | 28             | 25                | 35                 | 101            | —              | —              | 6              | 6                 | 89           |
| \$400 to \$499 .....  | 94               | 22             | —              | —              | 7              | 15                | —                  | 72             | —              | —              | 7              | —                 | 65           |
| \$500 or more .....   | 124              | 30             | —              | —              | —              | —                 | 30                 | 94             | —              | 6              | —              | 16                | 72           |
| No cash rent .....  | 26               | 26             | —              | 6              | 20             | —                 | —                  | —              | —              | —              | —              | —                 | —            |
| Median .....  | \$242            | \$250          | \$254          | \$272          | \$281          | \$244             | \$218              | \$234          | \$281          | \$267          | \$223          | \$225             | \$227        |
| <b>SELECTED CHARACTERISTICS</b>   |                  |                |                |                |                |                   |                    |                |                |                |                |                   |              |
| Median gross rent as percentage of household income in 1979 .....                   | 30.7             | 26.7           | 40.5           | 28.6           | 17.9           | 22.5              | 37.1               | 32.5           | 49.4           | 23.2           | 32.5           | 26.8              | 35.3         |
| Income in 1979 below poverty level .....  | 554              | 163            | 38             | 19             | 16             | 7                 | 83                 | 391            | 17             | 11             | 25             | 89                | 249          |
| Percent below poverty level .....   | 20.8             | 16.9           | 38.8           | 14.6           | 11.5           | 2.3               | 28.5               | 23.0           | 34.7           | 10.5           | 33.3           | 23.7              | 22.8         |



Table B—25. Value of Owner-Occupied Housing Units With a Black Householder: 1980

[Data are estimates based on a sample, see Introduction. For meaning of symbols, see Introduction. For definitions of terms, see appendixes A and B.]

| East Orange city  | Total           | Less than \$10,000 | \$10,000 to \$19,999 | \$20,000 to \$29,999 | \$30,000 to \$39,999 | \$40,000 to \$49,999 | \$50,000 to \$59,999 | \$60,000 to \$79,999 | \$80,000 to \$99,999 | \$100,000 to \$149,999 | \$150,000 or more | Median (dollars) | Mean (dollars) |
|---|-----------------|--------------------|----------------------|----------------------|----------------------|----------------------|----------------------|----------------------|----------------------|------------------------|-------------------|------------------|----------------|
| <b>Specified owner-occupied housing units</b> -----   | <b>2 918</b>    | <b>15</b>          | <b>196</b>           | <b>721</b>           | <b>831</b>           | <b>722</b>           | <b>321</b>           | <b>80</b>            | <b>18</b>            | —                      | <b>14</b>         | <b>36 600</b>    | <b>37 900</b>  |
| <b>HOUSEHOLD TYPE AND AGE OF HOUSEHOLDER</b>  |                 |                    |                      |                      |                      |                      |                      |                      |                      |                        |                   |                  |                |
| <b>Married-couple families</b> -----  | <b>2 037</b>    | <b>7</b>           | <b>129</b>           | <b>484</b>           | <b>559</b>           | <b>525</b>           | <b>250</b>           | <b>30</b>            | <b>9</b>             | —                      | <b>14</b>         | <b>37 300</b>    | <b>38 900</b>  |
| 15 to 24 years -----  | 8               | —                  | —                    | 8                    | —                    | —                    | —                    | —                    | —                    | —                      | —                 | 28 800           | 28 800         |
| 25 to 34 years -----  | 208             | —                  | 21                   | 53                   | 51                   | 45                   | 38                   | —                    | —                    | —                      | —                 | 37 600           | 36 500         |
| 35 to 44 years -----  | 677             | —                  | 42                   | 119                  | 197                  | 195                  | 80                   | 28                   | 9                    | —                      | 7                 | 39 100           | 41 300         |
| 45 to 64 years -----  | 933             | 7                  | 33                   | 254                  | 257                  | 244                  | 106                  | 25                   | —                    | —                      | 7                 | 36 900           | 38 600         |
| 65 years and over -----   | 211             | —                  | 33                   | 50                   | 54                   | 41                   | 26                   | 7                    | —                    | —                      | —                 | 32 500           | 35 600         |
| <b>Male householder, no wife present</b> -----  | <b>169</b>      | <b>5</b>           | <b>48</b>            | <b>55</b>            | <b>56</b>            | <b>5</b>             | <b>—</b>             | <b>—</b>             | <b>—</b>             | <b>—</b>               | <b>—</b>          | <b>33 800</b>    | <b>34 800</b>  |
| 15 to 24 years -----  | 4               | —                  | —                    | —                    | —                    | 4                    | —                    | —                    | —                    | —                      | —                 | 42 500           | 42 500         |
| 25 to 34 years -----  | 53              | —                  | —                    | 22                   | 10                   | 16                   | 5                    | —                    | —                    | —                      | —                 | 33 200           | 35 400         |
| 35 to 44 years -----  | 48              | —                  | —                    | 13                   | 28                   | 7                    | —                    | —                    | —                    | —                      | —                 | 32 600           | 32 700         |
| 45 to 64 years -----  | 52              | —                  | 5                    | 13                   | 13                   | 21                   | —                    | —                    | —                    | —                      | —                 | 33 100           | 34 100         |
| 65 years and over -----   | 12              | —                  | —                    | —                    | 4                    | 8                    | —                    | —                    | —                    | —                      | —                 | 41 300           | 40 800         |
| <b>Female householder, no husband present</b> -----   | <b>712</b>      | <b>8</b>           | <b>62</b>            | <b>189</b>           | <b>217</b>           | <b>141</b>           | <b>66</b>            | <b>20</b>            | <b>9</b>             | <b>—</b>               | <b>—</b>          | <b>35 600</b>    | <b>35 900</b>  |
| 15 to 24 years -----  | 6               | —                  | —                    | 6                    | —                    | —                    | —                    | —                    | —                    | —                      | —                 | 23 800           | 23 800         |
| 25 to 34 years -----  | 70              | —                  | 7                    | —                    | 20                   | 26                   | 12                   | 5                    | —                    | —                      | —                 | 45 300           | 42 400         |
| 35 to 44 years -----  | 166             | —                  | 14                   | 64                   | 41                   | 29                   | 9                    | —                    | —                    | —                      | —                 | 31 800           | 34 200         |
| 45 to 64 years -----  | 260             | 8                  | 11                   | 66                   | 135                  | 30                   | 4                    | 6                    | —                    | —                      | —                 | 34 200           | 33 600         |
| 65 years and over -----   | 210             | —                  | 30                   | 53                   | 21                   | 56                   | 41                   | —                    | 9                    | —                      | —                 | 40 100           | 38 200         |
| <b>Median age</b> -----   | <b>48.1</b>     | <b>47.5</b>        | <b>48.5</b>          | <b>49.2</b>          | <b>48.0</b>          | <b>47.3</b>          | <b>49.1</b>          | <b>44.6</b>          | <b>60.0</b>          | —                      | <b>47.5</b>       | ...              | ...            |
| <b>YEAR HOUSEHOLDER MOVED INTO UNIT</b>   |                 |                    |                      |                      |                      |                      |                      |                      |                      |                        |                   |                  |                |
| 1979 to March 1980 -----  | 220             | —                  | 7                    | 31                   | 70                   | 71                   | 36                   | 5                    | —                    | —                      | —                 | 40 200           | 39 600         |
| 1975 to 1978 -----  | 587             | —                  | 50                   | 149                  | 169                  | 160                  | 37                   | 22                   | —                    | —                      | —                 | 34 800           | 35 800         |
| 1970 to 1974 -----  | 806             | —                  | 34                   | 158                  | 233                  | 204                  | 124                  | 53                   | —                    | —                      | —                 | 39 300           | 40 200         |
| 1960 to 1969 -----  | 734             | 15                 | 51                   | 251                  | 181                  | 162                  | 51                   | —                    | 9                    | —                      | 14                | 33 000           | 38 000         |
| 1959 or earlier -----   | 571             | —                  | 54                   | 132                  | 178                  | 125                  | 73                   | —                    | 9                    | —                      | —                 | 34 500           | 36 200         |
| <b>ROOMS</b>  |                 |                    |                      |                      |                      |                      |                      |                      |                      |                        |                   |                  |                |
| 1 to 3 rooms -----  | 13              | —                  | —                    | —                    | 13                   | —                    | —                    | —                    | —                    | —                      | —                 | 32 500           | 32 500         |
| 4 rooms -----   | 40              | —                  | 8                    | 6                    | 7                    | 16                   | 3                    | —                    | —                    | —                      | —                 | 39 300           | 35 800         |
| 5 rooms -----   | 227             | —                  | 20                   | 69                   | 85                   | 42                   | 11                   | —                    | —                    | —                      | —                 | 32 400           | 32 700         |
| 6 rooms -----   | 563             | —                  | 29                   | 140                  | 194                  | 90                   | 83                   | 27                   | —                    | —                      | —                 | 36 000           | 37 400         |
| 7 rooms -----   | 688             | 8                  | 53                   | 96                   | 210                  | 191                  | 108                  | 6                    | 9                    | —                      | 7                 | 39 200           | 41 300         |
| 8 or more rooms -----   | 1 387           | 7                  | 86                   | 410                  | 322                  | 383                  | 116                  | 47                   | 9                    | —                      | 7                 | 35 900           | 37 500         |
| <b>Median</b> -----   | <b>7.4</b>      | <b>7.4</b>         | <b>7.3</b>           | <b>7.8</b>           | <b>7.1</b>           | <b>7.7</b>           | <b>7.1</b>           | <b>8.5+</b>          | <b>8.0</b>           | —                      | <b>8.0</b>        | ...              | ...            |
| <b>BEDROOMS</b>   |                 |                    |                      |                      |                      |                      |                      |                      |                      |                        |                   |                  |                |
| None -----  | —               | —                  | —                    | —                    | —                    | —                    | —                    | —                    | —                    | —                      | —                 | —                | —              |
| 1 -----   | 40              | —                  | —                    | —                    | 19                   | 18                   | 3                    | —                    | —                    | —                      | —                 | 40 400           | 39 300         |
| 2 -----   | 243             | —                  | 36                   | 63                   | 71                   | 56                   | 17                   | —                    | —                    | —                      | —                 | 32 600           | 33 100         |
| 3 -----   | 1 053           | —                  | 37                   | 225                  | 362                  | 235                  | 142                  | 43                   | 9                    | —                      | —                 | 37 600           | 38 800         |
| 4 -----   | 773             | —                  | 75                   | 151                  | 181                  | 253                  | 94                   | 10                   | 9                    | —                      | —                 | 38 800           | 38 000         |
| 5 or more -----   | 809             | 15                 | 48                   | 282                  | 198                  | 160                  | 65                   | 27                   | —                    | —                      | 14                | 34 200           | 38 100         |
| <b>YEAR STRUCTURE BUILT</b>   |                 |                    |                      |                      |                      |                      |                      |                      |                      |                        |                   |                  |                |
| 1975 to March 1980 -----  | 11              | —                  | —                    | —                    | —                    | 11                   | —                    | —                    | —                    | —                      | —                 | 42 500           | 42 500         |
| 1970 to 1974 -----  | 22              | —                  | —                    | —                    | 12                   | —                    | 3                    | 7                    | —                    | —                      | —                 | 39 000           | 49 100         |
| 1960 to 1969 -----  | 118             | —                  | —                    | 33                   | 25                   | 41                   | 19                   | —                    | —                    | —                      | —                 | 40 100           | 38 400         |
| 1950 to 1959 -----  | 261             | —                  | 16                   | 59                   | 99                   | 49                   | 24                   | 14                   | —                    | —                      | —                 | 36 500           | 37 100         |
| 1940 to 1949 -----  | 763             | —                  | 43                   | 138                  | 225                  | 197                  | 110                  | 27                   | 9                    | —                      | 14                | 39 000           | 43 700         |
| 1939 or earlier -----   | 1 743           | 15                 | 137                  | 491                  | 470                  | 424                  | 165                  | 32                   | 9                    | —                      | —                 | 34 800           | 35 300         |
| <b>HOUSEHOLD INCOME IN 1979</b>   |                 |                    |                      |                      |                      |                      |                      |                      |                      |                        |                   |                  |                |
| Less than \$5,000 -----   | 190             | 8                  | 29                   | 54                   | 54                   | 21                   | 10                   | 5                    | 9                    | —                      | —                 | 30 600           | 33 400         |
| \$5,000 to \$9,999 -----  | 159             | —                  | 25                   | 38                   | 21                   | 56                   | 16                   | 3                    | —                    | —                      | —                 | 38 500           | 35 500         |
| \$10,000 to \$12,499 -----  | 200             | —                  | 13                   | 61                   | 50                   | 59                   | 17                   | —                    | —                    | —                      | —                 | 32 800           | 34 500         |
| \$12,500 to \$14,999 -----  | 156             | —                  | 18                   | 41                   | 64                   | 15                   | 13                   | —                    | —                    | —                      | —                 | 33 300           | 33 900         |
| \$15,000 to \$19,999 -----  | 329             | —                  | 18                   | 93                   | 76                   | 98                   | 44                   | —                    | —                    | —                      | —                 | 38 000           | 36 800         |
| \$20,000 to \$24,999 -----  | 422             | —                  | 9                    | 149                  | 159                  | 77                   | 18                   | 10                   | —                    | —                      | —                 | 35 600           | 34 600         |
| \$25,000 to \$34,999 -----  | 696             | 7                  | 44                   | 147                  | 189                  | 211                  | 79                   | 19                   | —                    | —                      | —                 | 37 300           | 37 300         |
| \$35,000 to \$49,999 -----  | 557             | —                  | 32                   | 96                   | 174                  | 146                  | 87                   | 13                   | 9                    | —                      | —                 | 38 700           | 39 700         |
| \$50,000 or more -----  | 209             | —                  | 8                    | 42                   | 44                   | 39                   | 37                   | 25                   | —                    | —                      | 14                | 41 800           | 56 000         |
| <b>Median</b> -----   | <b>\$25 034</b> | <b>\$2500—</b>     | <b>\$16 806</b>      | <b>\$21 733</b>      | <b>\$24 267</b>      | <b>\$26 591</b>      | <b>\$30 451</b>      | <b>\$34 072</b>      | <b>\$20 000</b>      | —                      | <b>\$75 000</b>   | ...              | ...            |
| <b>Mean</b> -----   | <b>\$26 457</b> | <b>\$14 959</b>    | <b>\$22 066</b>      | <b>\$23 651</b>      | <b>\$26 301</b>      | <b>\$27 202</b>      | <b>\$30 303</b>      | <b>\$36 035</b>      | <b>\$20 810</b>      | —                      | <b>\$79 840</b>   | ...              | ...            |
| <b>MORTGAGE STATUS AND SELECTED MONTHLY OWNER COSTS AS PERCENTAGE OF HOUSEHOLD INCOME IN 1979</b> |                 |                    |                      |                      |                      |                      |                      |                      |                      |                        |                   |                  |                |
| <b>With a mortgage</b> -----  | <b>2 278</b>    | <b>15</b>          | <b>138</b>           | <b>581</b>           | <b>607</b>           | <b>591</b>           | <b>239</b>           | <b>75</b>            | <b>18</b>            | —                      | <b>14</b>         | <b>37 000</b>    | <b>38 500</b>  |
| Less than 15 percent -----  | 448             | 7                  | 27                   | 91                   | 147                  | 88                   | 58                   | 16                   | —                    | —                      | 14                | 36 400           | 43 500         |
| 15 to 19 percent -----  | 422             | —                  | 30                   | 89                   | 86                   | 145                  | 31                   | 32                   | 9                    | —                      | —                 | 40 400           | 40 100         |
| 20 to 24 percent -----  | 332             | —                  | 25                   | 90                   | 97                   | 69                   | 45                   | 6                    | —                    | —                      | —                 | 35 700           | 35 700         |
| 25 to 29 percent -----  | 289             | —                  | —                    | 75                   | 84                   | 95                   | 23                   | 12                   | —                    | —                      | —                 | 39 000           | 39 400         |
| 30 to 34 percent -----  | 208             | —                  | —                    | 71                   | 61                   | 53                   | 23                   | —                    | —                    | —                      | —                 | 36 600           | 35 900         |
| 35 percent or more -----  | 547             | 8                  | 56                   | 165                  | 124                  | 131                  | 45                   | 9                    | 9                    | —                      | —                 | 33 600           | 35 000         |
| Not computed -----  | 32              | —                  | —                    | —                    | 8                    | 10                   | 14                   | —                    | —                    | —                      | —                 | 44 000           | 46 600         |
| <b>Median</b> -----   | <b>23.8</b>     | <b>50+</b>         | <b>22.4</b>          | <b>26.4</b>          | <b>23.4</b>          | <b>24.2</b>          | <b>22.6</b>          | <b>18.4</b>          | <b>35.0</b>          | —                      | <b>10.0</b>       | ...              | ...            |
| <b>Not mortgaged</b> -----  | <b>640</b>      | —                  | <b>58</b>            | <b>140</b>           | <b>224</b>           | <b>131</b>           | <b>82</b>            | <b>5</b>             | —                    | —                      | —                 | <b>35 000</b>    | <b>35 800</b>  |
| Less than 10 percent -----  | 88              | —                  | —                    | 29                   | 29                   | 25                   | 5                    | —                    | —                    | —                      | —                 | 34 400           | 35 300         |
| 10 to 14 percent -----  | 144             | —                  | 12                   | 22                   | 67                   | 18                   | 25                   | —                    | —                    | —                      | —                 | 34 500           | 36 300         |
| 15 to 19 percent -----  | 103             | —                  | 17                   | 40                   | 11                   | 6                    | 24                   | 5                    | —                    | —                      | —                 | 29 300           | 35 700         |
| 20 to 24 percent -----  | 113             | —                  | 19                   | 19                   | 36                   | 22                   | 17                   | —                    | —                    | —                      | —                 | 36 000           | 35 200         |
| 25 to 29 percent -----  | 41              | —                  | 6                    | —                    | 15                   | 20                   | —                    | —                    | —                    | —                      | —                 | 39 800           | 36 600         |
| 30 to 34 percent -----  | 25              | —                  | —                    | —                    | 11                   | 10                   | 4                    | —                    | —                    | —                      | —                 | 40 800           | 42 700         |
| 35 percent or more -----  | 126             | —                  | 4                    | 30                   | 55                   | 30                   | 7                    | —                    | —                    | —                      | —                 | 33 200           | 34 700         |
| Not computed -----  | —               | —                  | —                    | —                    | —                    | —                    | —                    | —                    | —                    | —                      | —                 | —                | —              |
| <b>Median</b> -----   | <b>19.3</b>     | —                  | <b>20.0</b>          | <b>17.4</b>          | <b>20.7</b>          | <b>23.8</b>          | <b>17.3</b>          | <b>17.5</b>          | —                    | —                      | —                 | ...              | ...            |
| <b>SELECTED CHARACTERISTICS</b>   |                 |                    |                      |                      |                      |                      |                      |                      |                      |                        |                   |                  |                |
| <b>Complete plumbing for exclusive use</b> -----  | <b>2 918</b>    | <b>15</b>          | <b>196</b>           | <b>721</b>           | <b>831</b>           | <b>722</b>           | <b>321</b>           | <b>80</b>            | <b>18</b>            | —                      | <b>14</b>         | <b>36 600</b>    | <b>37 900</b>  |
| 1.01 or more persons per room -----   | 66              | 15                 | —                    | 24                   | 10                   | 9                    | 8                    | —                    | —                    | —                      | —                 | 24 800           | 29 200         |
| <b>Lacking complete plumbing for exclusive use</b> -----  | —               | —                  | —                    | —                    | —                    | —                    | —                    | —                    | —                    | —                      | —                 | —                | —              |
| 1.01 or more persons per room -----   | —               | —                  | —                    | —                    | —                    | —                    | —                    | —                    | —                    | —                      | —                 | —                | —              |
| <b>Hearing equipment</b> -----  | <b>2 918</b>    | <b>15</b>          | <b>196</b>           | <b>721</b>           | <b>831</b>           | <b>722</b>           | <b>321</b>           | <b>80</b>            | <b>18</b>            | —                      | <b>14</b>         | <b>36 600</b>    | <b>37 900</b>  |
| Central heating system -----  | 2 699           | 8                  | 188                  | 700                  | 751                  | 672                  | 290                  | 67                   | 9                    | —                      | 14                | 36 500           | 37 700         |
| <b>Air conditioning</b> -----   | <b>1 763</b>    | —                  | <b>74</b>            | <b>334</b>           | <b>559</b>           | <b>485</b>           | <b>238</b>           | <b>50</b>            | <b>9</b>             | —                      | <b>14</b>         | <b>38 700</b>    | <b>40 600</b>  |
| Central system -----  | 189             | —                  | 10                   | 15                   |                      |                      |                      |                      |                      |                        |                   |                  |                |

Table B—26. Gross Rent of Renter-Occupied Housing Units With a Black Householder: 1980

(Data are estimates based on a sample, see Introduction. For meaning of symbols, see Introduction. For definitions of terms, see appendixes A and B)

| East Orange city  | Total         | Less than \$100 | \$100 to \$149 | \$150 to \$199 | \$200 to \$249 | \$250 to \$299 | \$300 to \$349 | \$350 to \$399 | \$400 to \$499 | \$500 or more | No cash rent | Median (dollars) |
|---|---------------|-----------------|----------------|----------------|----------------|----------------|----------------|----------------|----------------|---------------|--------------|------------------|
| <b>Specified renter-occupied housing units</b> .....                      | <b>16 941</b> | <b>670</b>      | <b>428</b>     | <b>1 286</b>   | <b>4 040</b>   | <b>5 040</b>   | <b>2 941</b>   | <b>1 383</b>   | <b>853</b>     | <b>161</b>    | <b>139</b>   | <b>269</b>       |
| <b>HOUSEHOLD TYPE AND AGE OF HOUSEHOLDER</b>                              |               |                 |                |                |                |                |                |                |                |               |              |                  |
| <b>Married-couple families</b> .....                                      | <b>4 680</b>  | <b>75</b>       | <b>66</b>      | <b>232</b>     | <b>771</b>     | <b>1 593</b>   | <b>1 016</b>   | <b>509</b>     | <b>292</b>     | <b>64</b>     | <b>62</b>    | <b>287</b>       |
| 15 to 24 years.....   | 408           | —               | —              | 47             | 62             | 161            | 73             | 49             | 16             | —             | —            | 282              |
| 25 to 34 years.....   | 1 615         | 4               | —              | 66             | 270            | 651            | 379            | 172            | 49             | —             | 24           | 287              |
| 35 to 44 years.....   | 1 122         | 12              | 15             | 24             | 109            | 336            | 310            | 200            | 101            | 13            | 2            | 310              |
| 45 to 64 years.....   | 1 095         | 21              | 11             | 50             | 216            | 299            | 237            | 76             | 104            | 45            | 36           | 290              |
| 65 years and over.....  | 440           | 38              | 40             | 45             | 114            | 146            | 17             | 12             | 22             | 6             | —            | 245              |
| <b>Male householder, no wife present</b> .....                            | <b>3 476</b>  | <b>80</b>       | <b>112</b>     | <b>421</b>     | <b>1 120</b>   | <b>912</b>     | <b>446</b>     | <b>197</b>     | <b>136</b>     | <b>10</b>     | <b>42</b>    | <b>249</b>       |
| 15 to 24 years.....   | 481           | —               | 7              | 81             | 122            | 176            | 76             | 7              | 9              | —             | 3            | 258              |
| 25 to 34 years.....   | 1 250         | —               | 52             | 101            | 467            | 300            | 194            | 68             | 40             | —             | 28           | 249              |
| 35 to 44 years.....   | 647           | 8               | —              | 77             | 180            | 161            | 105            | 68             | 39             | —             | 9            | 269              |
| 45 to 64 years.....   | 880           | 24              | 36             | 138            | 279            | 226            | 63             | 54             | 48             | 10            | 2            | 245              |
| 65 years and over.....  | 218           | 48              | 17             | 24             | 72             | 49             | 8              | —              | —              | —             | —            | 214              |
| <b>Female householder, no husband present</b> .....                       | <b>8 785</b>  | <b>515</b>      | <b>250</b>     | <b>633</b>     | <b>2 149</b>   | <b>2 535</b>   | <b>1 479</b>   | <b>677</b>     | <b>425</b>     | <b>87</b>     | <b>35</b>    | <b>265</b>       |
| 15 to 24 years.....   | 1 151         | 16              | 50             | 92             | 375            | 383            | 149            | 49             | 18             | 19            | —            | 254              |
| 25 to 34 years.....   | 2 685         | 40              | 29             | 145            | 739            | 853            | 473            | 242            | 158            | 6             | —            | 271              |
| 35 to 44 years.....   | 1 912         | 20              | 5              | 157            | 307            | 580            | 448            | 215            | 138            | 27            | 15           | 288              |
| 45 to 64 years.....   | 2 106         | 142             | 83             | 180            | 486            | 585            | 353            | 134            | 111            | 22            | 10           | 264              |
| 65 years and over.....  | 931           | 297             | 83             | 59             | 242            | 134            | 56             | 37             | —              | 13            | 10           | 204              |
| Median age.....   | 37.1          | 67.6            | 52.6           | 38.2           | 34.9           | 35.0           | 36.3           | 37.1           | 38.9           | 48.9          | 39.0         | ...              |
| <b>YEAR HOUSEHOLDER MOVED INTO UNIT</b>                                   |               |                 |                |                |                |                |                |                |                |               |              |                  |
| 1979 to March 1980.....   | 5 344         | 175             | 147            | 318            | 1 043          | 1 655          | 1 057          | 551            | 303            | 58            | 37           | 279              |
| 1975 to 1978.....   | 6 539         | 322             | 143            | 528            | 1 514          | 1 982          | 1 172          | 502            | 281            | 65            | 30           | 269              |
| 1970 to 1974.....   | 3 042         | 135             | 70             | 258            | 854            | 887            | 467            | 190            | 146            | 7             | 28           | 259              |
| 1960 to 1969.....   | 1 572         | 38              | 59             | 130            | 519            | 416            | 206            | 81             | 77             | 24            | 22           | 253              |
| 1959 or earlier.....  | 444           | —               | 9              | 52             | 110            | 100            | 39             | 59             | 46             | 7             | 22           | 274              |
| <b>ROOMS</b>  |               |                 |                |                |                |                |                |                |                |               |              |                  |
| 1 room.....   | 884           | 158             | 86             | 160            | 310            | 118            | 33             | 16             | —              | —             | 3            | 206              |
| 2 rooms.....  | 1 456         | 170             | 75             | 270            | 517            | 334            | 69             | 8              | 13             | —             | —            | 227              |
| 3 rooms.....  | 5 316         | 221             | 176            | 499            | 1 628          | 1 797          | 696            | 196            | 63             | 7             | 33           | 253              |
| 4 rooms.....  | 3 805         | 48              | 42             | 224            | 890            | 1 281          | 715            | 279            | 266            | 22            | 38           | 277              |
| 5 rooms.....  | 3 949         | 73              | 49             | 69             | 536            | 1 196          | 1 007          | 630            | 285            | 66            | 38           | 302              |
| 6 rooms.....  | 1 103         | —               | —              | 56             | 118            | 276            | 328            | 159            | 148            | 16            | 2            | 315              |
| 7 or more rooms.....  | 428           | —               | —              | 8              | 41             | 38             | 93             | 95             | 78             | 50            | 25           | 361              |
| Median.....   | 3.7           | 2.5             | 2.8            | 2.9            | 3.2            | 3.7            | 4.4            | 4.8            | 4.8            | 5.3           | 4.4          | ...              |
| <b>PLUMBING FACILITIES BY PERSONS PER ROOM AND POVERTY STATUS IN 1979</b> |               |                 |                |                |                |                |                |                |                |               |              |                  |
| <b>All income levels in 1979</b>  |               |                 |                |                |                |                |                |                |                |               |              |                  |
| Complete plumbing for exclusive use.....                                  | 16 941        | 670             | 428            | 1 286          | 4 040          | 5 040          | 2 941          | 1 383          | 853            | 161           | 139          | 269              |
| 0.50 or less.....   | 7 285         | 381             | 187            | 577            | 2 064          | 2 237          | 1 023          | 464            | 276            | 43            | 33           | 259              |
| 0.51 to 1.00.....   | 7 980         | 274             | 126            | 566            | 1 657          | 2 373          | 1 551          | 752            | 483            | 112           | 86           | 277              |
| 1.01 to 1.50.....   | 778           | —               | 25             | 53             | 115            | 211            | 230            | 100            | 38             | —             | 6            | 297              |
| 1.51 or more.....   | 274           | 7               | 14             | 29             | 105            | 63             | 28             | 22             | 6              | —             | —            | 244              |
| Locking complete plumbing for exclusive use.....                          | 624           | 8               | 76             | 61             | 99             | 156            | 109            | 45             | 50             | 6             | 14           | 265              |
| 0.50 or less.....   | 247           | —               | 5              | 26             | 74             | 42             | 66             | 17             | 11             | 6             | —            | 261              |
| 0.51 to 1.00.....   | 315           | 8               | 65             | 19             | 8              | 108            | 26             | 28             | 39             | —             | 14           | 271              |
| 1.01 to 1.50.....   | 27            | —               | —              | —              | 9              | 6              | 12             | —              | —              | —             | —            | 294              |
| 1.51 or more.....   | 35            | —               | 6              | 16             | 8              | —              | 5              | —              | —              | —             | —            | 187              |
| <b>Income in 1979 below poverty level</b>                                 |               |                 |                |                |                |                |                |                |                |               |              |                  |
| Complete plumbing for exclusive use.....                                  | 4 245         | 398             | 144            | 284            | 987            | 1 270          | 717            | 283            | 102            | 36            | 24           | 260              |
| 1.01 or more persons per room.....  | 4 120         | 390             | 144            | 284            | 957            | 1 221          | 705            | 262            | 97             | 36            | 24           | 260              |
| Locking complete plumbing for exclusive use.....                          | 440           | 7               | 16             | —              | 111            | 97             | 164            | 33             | 12             | —             | —            | 295              |
| 1.01 or more persons per room.....  | 125           | 8               | —              | —              | 30             | 49             | 12             | 21             | 5              | —             | —            | 267              |
| 1.01 or more persons per room.....  | 21            | —               | —              | —              | 9              | —              | 12             | —              | —              | —             | —            | 306              |
| <b>BEDROOMS</b>   |               |                 |                |                |                |                |                |                |                |               |              |                  |
| None.....   | 983           | 166             | 86             | 190            | 342            | 137            | 33             | 16             | —              | —             | 13           | 206              |
| 1.....  | 7 379         | 374             | 236            | 769            | 2 331          | 2 407          | 808            | 286            | 118            | 13            | 37           | 249              |
| 2.....  | 5 732         | 74              | 74             | 231            | 1 009          | 1 726          | 1 430          | 625            | 458            | 62            | 43           | 293              |
| 3.....  | 2 380         | 50              | 32             | 88             | 307            | 690            | 574            | 395            | 185            | 36            | 23           | 301              |
| 4.....  | 347           | 6               | —              | 8              | 42             | 60             | 85             | 35             | 68             | 30            | 13           | 330              |
| 5 or more.....  | 120           | —               | —              | —              | 9              | 20             | 11             | 26             | 24             | 20            | 10           | 379              |
| <b>UNITS IN STRUCTURE</b>   |               |                 |                |                |                |                |                |                |                |               |              |                  |
| 1, detached or attached.....  | 368           | —               | —              | 31             | 73             | 38             | 54             | 55             | 56             | 38            | 23           | 328              |
| 2.....  | 2 010         | —               | 32             | 111            | 340            | 595            | 429            | 294            | 164            | 24            | 21           | 292              |
| 3 and 4.....  | 3 362         | 5               | 44             | 265            | 952            | 967            | 725            | 263            | 114            | 17            | 10           | 273              |
| 5 to 9.....   | 1 080         | 51              | 40             | 130            | 212            | 382            | 194            | 64             | 7              | —             | —            | 265              |
| 10 to 49.....   | 6 482         | 175             | 189            | 523            | 1 737          | 2 210          | 947            | 434            | 184            | 18            | 65           | 263              |
| 50 or more.....   | 3 639         | 439             | 123            | 226            | 726            | 848            | 592            | 273            | 328            | 64            | 20           | 266              |
| Mobile home or trailer, etc.....  | —             | —               | —              | —              | —              | —              | —              | —              | —              | —             | —            | —                |
| <b>YEAR STRUCTURE BUILT</b>   |               |                 |                |                |                |                |                |                |                |               |              |                  |
| 1975 to March 1980.....   | 625           | 159             | 82             | 82             | 76             | 145            | 46             | 26             | 9              | —             | —            | 195              |
| 1970 to 1974.....   | 907           | 101             | 35             | 41             | 315            | 224            | 104            | 33             | 48             | 6             | —            | 245              |
| 1960 to 1969.....   | 2 339         | 176             | 58             | 150            | 562            | 623            | 409            | 159            | 157            | 45            | —            | 270              |
| 1950 to 1959.....   | 3 395         | 119             | 54             | 279            | 686            | 1 129          | 636            | 242            | 193            | 7             | 50           | 272              |
| 1940 to 1949.....   | 4 361         | 26              | 87             | 264            | 1 138          | 1 305          | 862            | 431            | 187            | 33            | 28           | 274              |
| 1939 or earlier.....  | 5 314         | 89              | 112            | 470            | 1 263          | 1 614          | 884            | 492            | 259            | 70            | 61           | 272              |
| <b>STORIES IN STRUCTURE</b>   |               |                 |                |                |                |                |                |                |                |               |              |                  |
| 1 to 3.....   | 9 353         | 182             | 217            | 732            | 2 286          | 2 799          | 1 771          | 797            | 415            | 79            | 75           | 271              |
| 4 or more.....  | 7 588         | 488             | 211            | 554            | 1 754          | 2 241          | 1 170          | 586            | 438            | 82            | 64           | 266              |
| With elevator.....  | 5 644         | 474             | 170            | 324            | 1 172          | 1 582          | 884            | 529            | 392            | 82            | 35           | 271              |
| <b>GROSS RENT AS PERCENTAGE OF HOUSEHOLD INCOME IN 1979</b>               |               |                 |                |                |                |                |                |                |                |               |              |                  |
| Less than 15 percent.....   | 2 514         | 128             | 72             | 285            | 543            | 779            | 430            | 180            | 75             | 22            | ...          | 265              |
| 15 to 19 percent.....   | 2 647         | 102             | 56             | 246            | 546            | 802            | 526            | 210            | 125            | 34            | ...          | 273              |
| 20 to 24 percent.....   | 2 338         | 181             | 34             | 197            | 694            | 475            | 385            | 169            | 10             | ...           | ...          | 258              |
| 25 to 29 percent.....   | 1 874         | 96              | 111            | 114            | 452            | 545            | 281            | 154            | 107            | 14            | ...          | 265              |
| 30 to 34 percent.....   | 1 173         | 74              | 4              | 75             | 273            | 334            | 240            | 97             | 76             | —             | ...          | 271              |
| 35 to 49 percent.....   | 1 850         | 21              | 45             | 100            | 431            | 685            | 251            | 198            | 112            | 7             | ...          | 273              |
| 50 percent or more.....   | 3 774         | 54              | 68             | 216            | 929            | 1 202          | 753            | 312            | 173            | 67            | ...          | 274              |
| Not computed.....   | 771           | 14              | 38             | 53             | 172            | 218            | 75             | 39             | 16             | 7             | 139          | 258              |
| Median.....   | 26.6          | 22.7            | 26.5           | 22.2           | 26.7           | 28.3           | 26.6           | 27.9           | 27.3           | 28.9          | ...          | ...              |
| <b>SELECTED CHARACTERISTICS</b>   |               |                 |                |                |                |                |                |                |                |               |              |                  |
| <b>Heating equipment</b>  |               |                 |                |                |                |                |                |                |                |               |              |                  |
| Control heating system.....   | 16 941        | 670             | 428            | 1 286          | 4 040          | 5 040          | 2 941          | 1 383          | 853            | 161           | 139          | 269              |
| Air conditioning.....   | 15 771        | 659             | 406            | 1 199          | 3 891          | 4 622          | 2 674          | 1 260          | 785            | 156           | 119          | 267              |
| Control system.....   | 6 591         | 299             | 159            | 396            | 1 474          | 1 916          | 1 243          | 515            | 470            | 86            | 33           | 274              |
| Control system.....   | 1 694         | 121             | 89             | 107            | 442            | 433            | 203            | 80             | 179            | 40            | —            | 259              |



Table B—27. **Income and Poverty Status in 1979 of Owner-Occupied Housing Units With a Black Householder: 1980**

[Data are estimates based on a sample, see Introduction. For meaning of symbols, see Introduction. For definitions of terms, see appendixes A and B.]

| East Orange city  | Household income in 1979 |                   |                    |                      |                      |                      |                      |                      |                      |                  |                  |                | Income in 1979 below poverty level |
|---|--------------------------|-------------------|--------------------|----------------------|----------------------|----------------------|----------------------|----------------------|----------------------|------------------|------------------|----------------|------------------------------------|
|   | Total                    | Less than \$5,000 | \$5,000 to \$9,999 | \$10,000 to \$12,499 | \$12,500 to \$14,999 | \$15,000 to \$19,999 | \$20,000 to \$24,999 | \$25,000 to \$34,999 | \$35,000 to \$49,999 | \$50,000 or more | Median (dollars) | Mean (dollars) |                                    |
| <b>Owner-occupied housing units</b> .....   | <b>5 767</b>             | <b>463</b>        | <b>491</b>         | <b>445</b>           | <b>306</b>           | <b>764</b>           | <b>787</b>           | <b>1 326</b>         | <b>879</b>           | <b>306</b>       | <b>22 098</b>    | <b>23 926</b>  | <b>531</b>                         |
| <b>HOUSEHOLD TYPE AND AGE OF HOUSEHOLDER</b>  |                          |                   |                    |                      |                      |                      |                      |                      |                      |                  |                  |                |                                    |
| <b>Married-couple families</b> .....  | <b>3 749</b>             | <b>147</b>        | <b>220</b>         | <b>226</b>           | <b>123</b>           | <b>425</b>           | <b>549</b>           | <b>1 009</b>         | <b>791</b>           | <b>259</b>       | <b>26 591</b>    | <b>27 573</b>  | <b>180</b>                         |
| 15 to 24 years .....  | 27                       | —                 | —                  | —                    | —                    | 9                    | 18                   | —                    | —                    | —                | 21 406           | 20 358         | —                                  |
| 25 to 34 years .....  | 410                      | 29                | 23                 | 23                   | —                    | 46                   | 101                  | 78                   | 103                  | 7                | 24 034           | 24 863         | 43                                 |
| 35 to 44 years .....  | 1 069                    | 44                | 28                 | 56                   | 40                   | 77                   | 146                  | 336                  | 229                  | 113              | 29 291           | 30 064         | 44                                 |
| 45 to 64 years .....  | 1 845                    | 44                | 61                 | 95                   | 47                   | 233                  | 251                  | 541                  | 436                  | 117              | 27 869           | 28 719         | 55                                 |
| 65 years and over .....   | 398                      | 30                | 88                 | 52                   | 36                   | 60                   | 33                   | 54                   | 23                   | 22               | 14 514           | 18 855         | 38                                 |
| <b>Male householder, no wife present</b> .....  | <b>500</b>               | <b>40</b>         | <b>58</b>          | <b>44</b>            | <b>61</b>            | <b>74</b>            | <b>56</b>            | <b>119</b>           | <b>28</b>            | <b>20</b>        | <b>18 466</b>    | <b>20 277</b>  | <b>54</b>                          |
| 15 to 24 years .....  | 16                       | —                 | 8                  | —                    | 4                    | —                    | —                    | 4                    | —                    | —                | 11 250           | 15 004         | 4                                  |
| 25 to 34 years .....  | 114                      | 13                | —                  | 14                   | 6                    | 24                   | —                    | 37                   | 7                    | 13               | 22 500           | 24 845         | 13                                 |
| 35 to 44 years .....  | 116                      | —                 | —                  | 10                   | 21                   | 22                   | 24                   | 32                   | —                    | 7                | 22 083           | 23 541         | 7                                  |
| 45 to 64 years .....  | 194                      | 20                | 32                 | 20                   | 30                   | 28                   | 16                   | 38                   | 10                   | —                | 14 583           | 16 444         | 23                                 |
| 65 years and over .....   | 60                       | 7                 | 18                 | —                    | —                    | —                    | 16                   | 8                    | 11                   | —                | 20 781           | 19 090         | 7                                  |
| <b>Female householder, no husband present</b> .....   | <b>1 518</b>             | <b>276</b>        | <b>213</b>         | <b>175</b>           | <b>122</b>           | <b>265</b>           | <b>182</b>           | <b>198</b>           | <b>60</b>            | <b>27</b>        | <b>14 447</b>    | <b>16 120</b>  | <b>297</b>                         |
| 15 to 24 years .....  | 14                       | —                 | 8                  | 6                    | —                    | —                    | —                    | —                    | —                    | —                | 9 688            | 10 386         | —                                  |
| 25 to 34 years .....  | 181                      | 23                | 29                 | 23                   | 14                   | 50                   | 13                   | 19                   | 10                   | —                | 15 150           | 15 791         | 34                                 |
| 35 to 44 years .....  | 328                      | 22                | 32                 | 33                   | 54                   | 65                   | 42                   | 55                   | 20                   | 5                | 17 614           | 18 480         | 41                                 |
| 45 to 64 years .....  | 627                      | 86                | 83                 | 81                   | 37                   | 116                  | 104                  | 92                   | 13                   | 15               | 16 274           | 16 962         | 111                                |
| 65 years and over .....   | 368                      | 145               | 61                 | 32                   | 17                   | 34                   | 23                   | 32                   | 17                   | 7                | 8 103            | 12 962         | 111                                |
| <b>Median age</b> .....   | <b>49.1</b>              | <b>61.4</b>       | <b>61.0</b>        | <b>49.7</b>          | <b>46.6</b>          | <b>49.4</b>          | <b>47.1</b>          | <b>47.5</b>          | <b>47.5</b>          | <b>47.0</b>      | <b>...</b>       | <b>...</b>     | <b>56.5</b>                        |
| <b>YEAR HOUSEHOLDER MOVED INTO UNIT</b>   |                          |                   |                    |                      |                      |                      |                      |                      |                      |                  |                  |                |                                    |
| 1979 to March 1980 .....  | 536                      | 50                | 59                 | 65                   | 42                   | 81                   | 95                   | 71                   | 56                   | 17               | 17 803           | 19 677         | 66                                 |
| 1975 to 1978 .....  | 1 139                    | 46                | 55                 | 68                   | 54                   | 156                  | 192                  | 309                  | 193                  | 66               | 24 954           | 26 225         | 62                                 |
| 1970 to 1974 .....  | 1 406                    | 74                | 92                 | 75                   | 69                   | 184                  | 208                  | 380                  | 226                  | 98               | 25 025           | 26 316         | 104                                |
| 1960 to 1969 .....  | 1 476                    | 119               | 74                 | 113                  | 77                   | 173                  | 156                  | 369                  | 294                  | 101              | 25 565           | 26 340         | 120                                |
| 1959 or earlier .....   | 1 210                    | 174               | 211                | 124                  | 64                   | 170                  | 136                  | 197                  | 110                  | 24               | 15 690           | 17 922         | 179                                |
| <b>SELECTED CHARACTERISTICS</b>   |                          |                   |                    |                      |                      |                      |                      |                      |                      |                  |                  |                |                                    |
| <b>Complete plumbing for exclusive use</b> .....  | <b>5 707</b>             | <b>447</b>        | <b>486</b>         | <b>434</b>           | <b>306</b>           | <b>759</b>           | <b>787</b>           | <b>1 310</b>         | <b>872</b>           | <b>306</b>       | <b>22 133</b>    | <b>23 997</b>  | <b>515</b>                         |
| 1.01 or more persons per room .....   | 223                      | 24                | 9                  | 13                   | 8                    | 17                   | 52                   | 44                   | 40                   | 16               | 23 894           | 25 910         | 44                                 |
| <b>Lacking complete plumbing for exclusive use</b> .....  | <b>60</b>                | <b>16</b>         | <b>5</b>           | <b>11</b>            | <b>—</b>             | <b>5</b>             | <b>—</b>             | <b>16</b>            | <b>7</b>             | <b>—</b>         | <b>12 045</b>    | <b>17 163</b>  | <b>16</b>                          |
| 1.01 or more persons per room .....   | 16                       | 16                | —                  | —                    | —                    | —                    | —                    | —                    | —                    | —                | 2500—            | 2 112          | 16                                 |
| <b>Heating equipment</b> .....  | <b>5 767</b>             | <b>463</b>        | <b>491</b>         | <b>445</b>           | <b>306</b>           | <b>764</b>           | <b>787</b>           | <b>1 326</b>         | <b>879</b>           | <b>306</b>       | <b>22 098</b>    | <b>23 926</b>  | <b>531</b>                         |
| Central heating system .....  | 5 287                    | 411               | 451                | 409                  | 285                  | 662                  | 750                  | 1 200                | 824                  | 295              | 22 278           | 24 185         | 464                                |
| <b>Air conditioning</b> .....   | <b>3 498</b>             | <b>193</b>        | <b>243</b>         | <b>239</b>           | <b>192</b>           | <b>416</b>           | <b>512</b>           | <b>893</b>           | <b>639</b>           | <b>171</b>       | <b>24 452</b>    | <b>25 460</b>  | <b>230</b>                         |
| Central system .....  | 338                      | 37                | 33                 | 6                    | 32                   | 48                   | 52                   | 62                   | 54                   | 14               | 20 956           | 23 040         | 49                                 |
| <b>Vehicles available</b> .....   | <b>5 130</b>             | <b>318</b>        | <b>361</b>         | <b>353</b>           | <b>257</b>           | <b>708</b>           | <b>727</b>           | <b>1 239</b>         | <b>861</b>           | <b>306</b>       | <b>23 549</b>    | <b>25 262</b>  | <b>373</b>                         |
| 1 .....   | 2 410                    | 215               | 250                | 224                  | 141                  | 422                  | 341                  | 548                  | 200                  | 69               | 19 456           | 20 833         | 230                                |
| 2 or more .....   | 2 720                    | 103               | 111                | 129                  | 116                  | 286                  | 386                  | 691                  | 661                  | 237              | 27 652           | 29 186         | 143                                |
| <b>House heating fuel</b> .....   | <b>5 767</b>             | <b>463</b>        | <b>491</b>         | <b>445</b>           | <b>306</b>           | <b>764</b>           | <b>787</b>           | <b>1 326</b>         | <b>879</b>           | <b>306</b>       | <b>22 098</b>    | <b>23 926</b>  | <b>531</b>                         |
| Utility gas .....   | 2 140                    | 153               | 160                | 193                  | 159                  | 327                  | 341                  | 447                  | 266                  | 94               | 20 793           | 22 782         | 182                                |
| Bottled, tank, or LP gas .....  | 70                       | —                 | —                  | 13                   | 14                   | 20                   | —                    | 10                   | 13                   | —                | 16 000           | 20 321         | —                                  |
| Electricity .....   | 132                      | 11                | 14                 | —                    | —                    | 5                    | 42                   | 26                   | 13                   | 21               | 24 250           | 27 224         | 11                                 |
| Fuel oil, kerosene, etc. ....   | 3 364                    | 289               | 317                | 223                  | 133                  | 394                  | 399                  | 843                  | 575                  | 191              | 23 975           | 24 701         | 328                                |
| Other .....   | 61                       | 10                | —                  | 16                   | —                    | 18                   | 5                    | —                    | 12                   | —                | 16 023           | 18 357         | 10                                 |
| <b>Median rooms</b> .....   | <b>6.5</b>               | <b>5.6</b>        | <b>5.6</b>         | <b>6.1</b>           | <b>6.4</b>           | <b>6.1</b>           | <b>6.5</b>           | <b>6.7</b>           | <b>7.2</b>           | <b>7.5</b>       | <b>...</b>       | <b>...</b>     | <b>5.8</b>                         |
| <b>Specified owner-occupied housing units</b> .....   | <b>2 918</b>             | <b>190</b>        | <b>159</b>         | <b>200</b>           | <b>156</b>           | <b>329</b>           | <b>422</b>           | <b>696</b>           | <b>557</b>           | <b>209</b>       | <b>25 034</b>    | <b>26 457</b>  | <b>187</b>                         |
| <b>MORTGAGE STATUS AND SELECTED MONTHLY OWNER COSTS</b>   |                          |                   |                    |                      |                      |                      |                      |                      |                      |                  |                  |                |                                    |
| <b>With a mortgage</b> .....  | <b>2 278</b>             | <b>128</b>        | <b>114</b>         | <b>126</b>           | <b>105</b>           | <b>255</b>           | <b>359</b>           | <b>545</b>           | <b>480</b>           | <b>166</b>       | <b>25 963</b>    | <b>27 458</b>  | <b>138</b>                         |
| Less than \$200 .....   | 63                       | 7                 | 3                  | 7                    | —                    | 24                   | 8                    | 7                    | 7                    | —                | 16 812           | 19 100         | 7                                  |
| \$200 to \$249 .....  | 16                       | —                 | —                  | —                    | —                    | —                    | —                    | —                    | —                    | —                | 27 222           | 31 053         | —                                  |
| \$250 to \$299 .....  | 66                       | 8                 | —                  | 6                    | —                    | 18                   | 10                   | 11                   | 6                    | 7                | 20 625           | 24 871         | 8                                  |
| \$300 to \$349 .....  | 146                      | 19                | 12                 | 13                   | 20                   | 14                   | 20                   | 20                   | 28                   | —                | 17 917           | 20 701         | 19                                 |
| \$350 to \$399 .....  | 226                      | 16                | 9                  | 9                    | 4                    | 24                   | 72                   | 45                   | 32                   | 15               | 22 125           | 24 856         | 16                                 |
| \$400 to \$499 .....  | 605                      | 30                | 57                 | 49                   | 37                   | 81                   | 50                   | 154                  | 103                  | 44               | 24 531           | 25 528         | 36                                 |
| \$500 to \$599 .....  | 620                      | 33                | 12                 | 35                   | 12                   | 48                   | 126                  | 135                  | 183                  | 36               | 28 868           | 28 978         | 33                                 |
| \$600 to \$749 .....  | 463                      | 15                | 21                 | 7                    | 32                   | 36                   | 73                   | 136                  | 88                   | 55               | 27 336           | 31 070         | 19                                 |
| \$750 or more .....   | 73                       | —                 | —                  | —                    | —                    | 10                   | —                    | 28                   | 26                   | 9                | 34 522           | 37 971         | —                                  |
| <b>Median</b> .....   | <b>\$503</b>             | <b>\$473</b>      | <b>\$464</b>       | <b>\$475</b>         | <b>\$467</b>         | <b>\$449</b>         | <b>\$515</b>         | <b>\$520</b>         | <b>\$531</b>         | <b>\$547</b>     | <b>...</b>       | <b>...</b>     | <b>\$472</b>                       |
| <b>Not mortgaged</b> .....  | <b>640</b>               | <b>62</b>         | <b>45</b>          | <b>74</b>            | <b>51</b>            | <b>74</b>            | <b>63</b>            | <b>151</b>           | <b>77</b>            | <b>43</b>        | <b>20 795</b>    | <b>22 891</b>  | <b>49</b>                          |
| Less than \$50 .....  | 11                       | —                 | —                  | —                    | —                    | 11                   | —                    | —                    | —                    | —                | 16 250           | 15 005         | —                                  |
| \$50 to \$74 .....  | —                        | —                 | —                  | —                    | —                    | —                    | —                    | —                    | —                    | —                | —                | —              | —                                  |
| \$75 to \$99 .....  | —                        | —                 | —                  | —                    | —                    | —                    | —                    | —                    | —                    | —                | —                | —              | —                                  |
| \$100 to \$124 .....  | 8                        | 4                 | 4                  | —                    | —                    | —                    | —                    | —                    | —                    | —                | 5 000            | 5 688          | 4                                  |
| \$125 to \$149 .....  | 11                       | —                 | —                  | —                    | —                    | —                    | —                    | 11                   | —                    | —                | 26 250           | 25 070         | —                                  |
| \$150 to \$199 .....  | 60                       | 24                | 6                  | 7                    | 5                    | 7                    | 11                   | —                    | —                    | —                | 8 750            | 10 038         | 6                                  |
| \$200 to \$249 .....  | 119                      | 11                | 10                 | 16                   | 35                   | 24                   | —                    | 11                   | 12                   | —                | 14 107           | 15 770         | 18                                 |
| \$250 or more .....   | 431                      | 23                | 25                 | 51                   | 11                   | 32                   | 52                   | 129                  | 65                   | 43               | 25 747           | 27 112         | 21                                 |
| <b>Median</b> .....   | <b>\$250+</b>            | <b>\$214</b>      | <b>\$250+</b>      | <b>\$250+</b>        | <b>\$229</b>         | <b>\$240</b>         | <b>\$250+</b>        | <b>\$250+</b>        | <b>\$250+</b>        | <b>\$250+</b>    | <b>...</b>       | <b>...</b>     | <b>\$240</b>                       |
| <b>MORTGAGE STATUS AND SELECTED MONTHLY OWNER COSTS AS PERCENTAGE OF HOUSEHOLD INCOME IN 1979</b> |                          |                   |                    |                      |                      |                      |                      |                      |                      |                  |                  |                |                                    |
| <b>With a mortgage</b> .....  | <b>2 278</b>             | <b>128</b>        | <b>114</b>         | <b>126</b>           | <b>105</b>           | <b>255</b>           | <b>359</b>           | <b>545</b>           | <b>480</b>           | <b>166</b>       | <b>25 963</b>    | <b>27 458</b>  | <b>138</b>                         |
| Less than 15 percent .....  | 448                      | —                 | —                  | —                    | —                    | 24                   | 14                   | 68                   | 185                  | 157              | 43 108           | 45 184         | —                                  |
| 15 to 19 percent .....  | 422                      | —                 | —                  | 7                    | —                    | 7                    | 24                   | 158                  | 217                  | 9                | 35 497           | 35 119         | —                                  |
| 20 to 24 percent .....  | 332                      | —                 | 3                  | —                    | —                    | 25                   | 85                   | 148                  | 71                   | —                | 28 370           | 28 706         | —                                  |
| 25 to 29 percent .....  | 289                      | —                 | —                  | 6                    | 15                   | 46                   | 110                  | 112                  | —                    | —                | 23 375           | 23 856         | —                                  |
| 30 to 34 percent .....  | 208                      | —                 | —                  | 13                   | 9                    | 77                   | 68                   | 41                   | —                    | —                | 20 278           | 20 827         | —                                  |
| 35 percent or more .....  | 547                      | 103               | 111                | 100                  | 81                   | 76                   | 58                   | 18                   | —                    | —                | 11 487           | 11 722         | 113                                |
| Not computed .....  | 32                       | 25                | —                  | —                    | —                    | —                    | —                    | 7                    | —                    | —                | 2500—            | 9 951          | 25                                 |
| <b>Median</b> .....   | <b>23.8</b>              | <b>50+</b>        | <b>50+</b>         | <b>50+</b>           | <b>39.6</b>          | <b>31.7</b>          | <b>27.6</b>          | <b>21.6</b>          | <b>16.2</b>          | <b>11.8</b>      | <b>...</b>       | <b>...</b>     | <b>50+</b>                         |
| <b>Not mortgaged</b> .....  | <b>640</b>               | <b>62</b>         | <b>45</b>          | <b>74</b>            | <b>51</b>            | <b>74</b>            | <b>63</b>            | <b>151</b>           | <b>77</b>            | <b>43</b>        | <b>20 795</b>    | <b>22 891</b>  | <b>49</b>                          |
| Less than 10 percent .....  | 88                       | —                 | —                  | —                    | —                    | 11                   | —                    | 11                   | 30                   | 36               | 43 241           | 45 361         | —                                  |
| 10 to 14 percent .....  | 144                      | —                 | —                  | —                    | —                    | 7                    | 11                   | 90                   | 29                   | 7                | 28 900           | 31 058         | —                                  |
| 15 to 19 percent .....  | 103                      | —                 | —                  | —                    | 5                    | 18                   | 22                   | 40                   | 18                   | —                | 25 739           | 25 999</       |                                    |

Table B -- 28. **Income and Poverty Status in 1979 of Renter-Occupied Housing Units With a Black Householder: 1980**

[Data are estimates based on a sample, see Introduction. For meaning of symbols, see Introduction. For definitions of terms, see appendixes A and B.]

| East Orange city  | Household income in 1979 |                   |                    |                      |                      |                      |                      |                      |                  |                  |                  |                | Income in 1979 below poverty level |
|---|--------------------------|-------------------|--------------------|----------------------|----------------------|----------------------|----------------------|----------------------|------------------|------------------|------------------|----------------|------------------------------------|
|   | Total                    | Less than \$5,000 | \$5,000 to \$9,999 | \$10,000 to \$12,499 | \$12,500 to \$14,999 | \$15,000 to \$19,999 | \$20,000 to \$24,999 | \$25,000 to \$34,999 | \$35,000 or more | \$50,000 or more | Median (dollars) | Mean (dollars) |                                    |
| <b>Renter-occupied housing units</b> -----                  | <b>16 988</b>            | <b>3 754</b>      | <b>3 633</b>       | <b>2 093</b>         | <b>1 354</b>         | <b>2 293</b>         | <b>1 623</b>         | <b>1 621</b>         | <b>481</b>       | <b>136</b>       | <b>11 322</b>    | <b>13 317</b>  | <b>4 261</b>                       |
| <b>HOUSEHOLD TYPE AND AGE OF HOUSEHOLDER</b>                |                          |                   |                    |                      |                      |                      |                      |                      |                  |                  |                  |                |                                    |
| <b>Married-couple families</b> -----                        | <b>4 711</b>             | <b>468</b>        | <b>694</b>         | <b>427</b>           | <b>358</b>           | <b>685</b>           | <b>825</b>           | <b>869</b>           | <b>279</b>       | <b>106</b>       | <b>17 269</b>    | <b>18 687</b>  | <b>611</b>                         |
| 15 to 24 years -----  | 408                      | 34                | 107                | 70                   | 37                   | 50                   | 68                   | 30                   | —                | 12               | 12 250           | 14 690         | 80                                 |
| 25 to 34 years -----  | 1 615                    | 142               | 183                | 123                  | 105                  | 267                  | 331                  | 364                  | 82               | 18               | 19 470           | 19 266         | 203                                |
| 35 to 44 years -----  | 1 146                    | 74                | 85                 | 93                   | 112                  | 175                  | 202                  | 263                  | 108              | 34               | 20 966           | 21 457         | 93                                 |
| 45 to 64 years -----  | 1 102                    | 133               | 159                | 65                   | 88                   | 154                  | 189                  | 199                  | 79               | 36               | 18 605           | 19 002         | 171                                |
| 65 years and over -----                                     | 440                      | 85                | 160                | 76                   | 16                   | 39                   | 35                   | 13                   | 10               | 6                | 9 053            | 12 264         | 64                                 |
| <b>Male householder, no wife present</b> -----              | <b>3 476</b>             | <b>577</b>        | <b>707</b>         | <b>457</b>           | <b>283</b>           | <b>650</b>           | <b>343</b>           | <b>304</b>           | <b>146</b>       | <b>9</b>         | <b>12 484</b>    | <b>14 031</b>  | <b>587</b>                         |
| 15 to 24 years -----  | 481                      | 65                | 176                | 69                   | 24                   | 83                   | 39                   | 25                   | —                | —                | 9 983            | 11 412         | 73                                 |
| 25 to 34 years -----  | 1 250                    | 156               | 266                | 190                  | 106                  | 227                  | 138                  | 92                   | 66               | 9                | 12 807           | 14 524         | 173                                |
| 35 to 44 years -----  | 647                      | 76                | 76                 | 93                   | 56                   | 159                  | 62                   | 88                   | 37               | —                | 15 893           | 16 433         | 96                                 |
| 45 to 64 years -----  | 890                      | 182               | 92                 | 97                   | 82                   | 181                  | 104                  | 99                   | 43               | —                | 14 604           | 15 128         | 200                                |
| 65 years and over -----                                     | 218                      | 98                | 97                 | 8                    | 15                   | —                    | —                    | —                    | —                | —                | 5 299            | 5 428          | 45                                 |
| <b>Female householder, no husband present</b> -----         | <b>8 801</b>             | <b>2 709</b>      | <b>2 232</b>       | <b>1 209</b>         | <b>713</b>           | <b>958</b>           | <b>455</b>           | <b>448</b>           | <b>56</b>        | <b>21</b>        | <b>8 647</b>     | <b>10 160</b>  | <b>3 063</b>                       |
| 15 to 24 years -----  | 1 151                    | 450               | 329                | 121                  | 104                  | 110                  | 15                   | —                    | —                | 5                | 6 585            | 8 133          | 533                                |
| 25 to 34 years -----  | 2 694                    | 653               | 676                | 502                  | 182                  | 407                  | 141                  | 101                  | 22               | 10               | 10 090           | 10 737         | 878                                |
| 35 to 44 years -----  | 1 919                    | 464               | 550                | 192                  | 218                  | 200                  | 136                  | 142                  | 17               | —                | 9 501            | 11 347         | 711                                |
| 45 to 64 years -----  | 2 106                    | 548               | 465                | 320                  | 190                  | 220                  | 161                  | 185                  | 11               | 6                | 10 313           | 11 527         | 540                                |
| 65 years and over -----                                     | 931                      | 594               | 212                | 74                   | 19                   | 21                   | —                    | 5                    | 6                | —                | 4 222            | 5 462          | 401                                |
| <b>Median age</b> -----                                     | <b>37.2</b>              | <b>40.8</b>       | <b>35.9</b>        | <b>34.6</b>          | <b>37.3</b>          | <b>35.0</b>          | <b>36.8</b>          | <b>38.7</b>          | <b>40.5</b>      | <b>39.7</b>      | <b>...</b>       | <b>...</b>     | <b>36.8</b>                        |
| <b>YEAR HOUSEHOLDER MOVED INTO UNIT</b>                     |                          |                   |                    |                      |                      |                      |                      |                      |                  |                  |                  |                |                                    |
| 1979 to March 1980 -----                                    | 5 344                    | 1 101             | 1 254              | 735                  | 458                  | 870                  | 432                  | 335                  | 121              | 38               | 11 078           | 12 560         | 1 379                              |
| 1975 to 1978 -----  | 6 576                    | 1 594             | 1 350              | 780                  | 485                  | 789                  | 666                  | 668                  | 209              | 35               | 11 103           | 13 285         | 1 705                              |
| 1970 to 1974 -----  | 3 052                    | 638               | 640                | 350                  | 263                  | 415                  | 300                  | 353                  | 80               | 13               | 11 771           | 13 475         | 689                                |
| 1960 to 1969 -----  | 1 572                    | 327               | 266                | 161                  | 129                  | 189                  | 187                  | 218                  | 45               | 50               | 13 120           | 15 772         | 384                                |
| 1959 or earlier -----                                       | 444                      | 94                | 123                | 67                   | 19                   | 30                   | 38                   | 47                   | 26               | —                | 10 187           | 13 132         | 104                                |
| <b>PLUMBING FACILITIES BY PERSONS PER ROOM</b>              |                          |                   |                    |                      |                      |                      |                      |                      |                  |                  |                  |                |                                    |
| <b>Complete plumbing for exclusive use</b> -----            | <b>16 364</b>            | <b>3 644</b>      | <b>3 461</b>       | <b>2 019</b>         | <b>1 324</b>         | <b>2 146</b>         | <b>1 595</b>         | <b>1 591</b>         | <b>448</b>       | <b>136</b>       | <b>11 334</b>    | <b>13 337</b>  | <b>4 136</b>                       |
| 0.50 or less -----  | 7 308                    | 1 825             | 1 628              | 974                  | 600                  | 1 016                | 564                  | 518                  | 163              | 20               | 10 516           | 12 035         | 1 542                              |
| 0.51 to 1.00 -----  | 7 997                    | 1 652             | 1 535              | 952                  | 630                  | 991                  | 900                  | 978                  | 255              | 104              | 12 131           | 14 449         | 2 154                              |
| 1.01 to 1.50 -----  | 785                      | 119               | 233                | 62                   | 48                   | 105                  | 106                  | 89                   | 11               | 12               | 11 633           | 14 136         | 345                                |
| 1.51 or more -----  | 274                      | 48                | 65                 | 31                   | 46                   | 34                   | 25                   | 6                    | 19               | —                | 11 935           | 13 306         | 95                                 |
| <b>Lacking complete plumbing for exclusive use</b> -----    | <b>624</b>               | <b>110</b>        | <b>172</b>         | <b>74</b>            | <b>30</b>            | <b>147</b>           | <b>28</b>            | <b>30</b>            | <b>33</b>        | <b>—</b>         | <b>11 014</b>    | <b>12 801</b>  | <b>125</b>                         |
| 0.50 or less -----  | 247                      | 48                | 91                 | 16                   | 22                   | 42                   | 5                    | 17                   | 6                | —                | 8 565            | 11 094         | 38                                 |
| 0.51 to 1.00 -----  | 315                      | 53                | 63                 | 53                   | 8                    | 83                   | 23                   | 5                    | 27               | —                | 11 958           | 13 988         | 66                                 |
| 1.01 to 1.50 -----  | 27                       | 9                 | 12                 | —                    | —                    | 6                    | —                    | —                    | —                | —                | 5 938            | 7 582          | 21                                 |
| 1.51 or more -----  | 35                       | —                 | 6                  | 5                    | —                    | 16                   | —                    | 8                    | —                | —                | 16 016           | 18 183         | —                                  |
| <b>SELECTED CHARACTERISTICS</b>                             |                          |                   |                    |                      |                      |                      |                      |                      |                  |                  |                  |                |                                    |
| <b>Hearing equipment</b> -----                              | <b>16 988</b>            | <b>3 754</b>      | <b>3 633</b>       | <b>2 093</b>         | <b>1 354</b>         | <b>2 293</b>         | <b>1 623</b>         | <b>1 621</b>         | <b>481</b>       | <b>136</b>       | <b>11 322</b>    | <b>13 317</b>  | <b>4 261</b>                       |
| Central heating system -----                                | 15 804                   | 3 381             | 3 346              | 1 984                | 1 276                | 2 186                | 1 537                | 1 545                | 441              | 108              | 11 481           | 13 399         | 3 847                              |
| <b>Air conditioning</b> -----                               | <b>6 614</b>             | <b>1 152</b>      | <b>1 074</b>       | <b>758</b>           | <b>592</b>           | <b>1 106</b>         | <b>789</b>           | <b>857</b>           | <b>248</b>       | <b>38</b>        | <b>13 864</b>    | <b>15 280</b>  | <b>1 116</b>                       |
| Central system -----  | 1 694                    | 457               | 267                | 202                  | 114                  | 225                  | 171                  | 190                  | 62               | 6                | 11 522           | 13 656         | 349                                |
| <b>Vehicles available</b> -----                             | <b>9 886</b>             | <b>1 189</b>      | <b>1 516</b>       | <b>1 248</b>         | <b>949</b>           | <b>1 644</b>         | <b>1 382</b>         | <b>1 424</b>         | <b>434</b>       | <b>100</b>       | <b>15 105</b>    | <b>16 559</b>  | <b>1 398</b>                       |
| 1 -----   | 8 020                    | 1 037             | 1 377              | 1 130                | 845                  | 1 406                | 1 054                | 930                  | 216              | 25               | 13 879           | 15 052         | 1 217                              |
| 2 or more -----   | 1 866                    | 152               | 139                | 118                  | 104                  | 238                  | 328                  | 494                  | 218              | 75               | 22 890           | 23 036         | 181                                |
| <b>House heating fuel</b> -----                             | <b>16 988</b>            | <b>3 754</b>      | <b>3 633</b>       | <b>2 093</b>         | <b>1 354</b>         | <b>2 293</b>         | <b>1 623</b>         | <b>1 621</b>         | <b>481</b>       | <b>136</b>       | <b>11 322</b>    | <b>13 317</b>  | <b>4 261</b>                       |
| Utility gas -----   | 4 128                    | 789               | 850                | 621                  | 256                  | 634                  | 441                  | 427                  | 85               | 25               | 11 711           | 13 526         | 946                                |
| Bottled, tank, or LP gas -----                              | 232                      | 20                | 68                 | —                    | 36                   | 40                   | 22                   | 13                   | 33               | —                | 14 444           | 17 312         | 26                                 |
| Electricity -----   | 979                      | 220               | 221                | 94                   | 62                   | 155                  | 86                   | 113                  | 28               | —                | 11 290           | 13 380         | 227                                |
| Fuel oil, kerosene, etc. -----                              | 11 488                   | 2 683             | 2 485              | 1 369                | 1 000                | 1 442                | 1 052                | 1 039                | 307              | 111              | 11 052           | 13 074         | 3 033                              |
| Other -----   | 161                      | 42                | 9                  | 9                    | —                    | 22                   | 22                   | 29                   | 28               | —                | 17 330           | 19 114         | 29                                 |
| <b>Median rooms</b> -----                                   | <b>3.7</b>               | <b>3.4</b>        | <b>3.7</b>         | <b>3.3</b>           | <b>3.5</b>           | <b>3.8</b>           | <b>4.1</b>           | <b>4.6</b>           | <b>4.6</b>       | <b>5.0</b>       | <b>...</b>       | <b>...</b>     | <b>3.7</b>                         |
| <b>Specified renter-occupied housing units</b> -----        | <b>16 941</b>            | <b>3 754</b>      | <b>3 617</b>       | <b>2 093</b>         | <b>1 354</b>         | <b>2 293</b>         | <b>1 620</b>         | <b>1 593</b>         | <b>481</b>       | <b>136</b>       | <b>11 313</b>    | <b>13 296</b>  | <b>4 245</b>                       |
| <b>CONTRACT RENT</b>  |                          |                   |                    |                      |                      |                      |                      |                      |                  |                  |                  |                |                                    |
| Less than \$100 -----                                       | 754                      | 598               | 95                 | 16                   | 6                    | 13                   | 12                   | 9                    | —                | 5                | 3 694            | 4 821          | 426                                |
| \$100 to \$149 -----  | 761                      | 226               | 293                | 81                   | 34                   | 58                   | 18                   | 41                   | 4                | 6                | 6 931            | 8 992          | 229                                |
| \$150 to \$199 -----  | 2 827                    | 587               | 731                | 528                  | 227                  | 309                  | 201                  | 171                  | 46               | 27               | 10 452           | 11 887         | 620                                |
| \$200 to \$249 -----  | 5 937                    | 1 385             | 1 351              | 775                  | 510                  | 811                  | 506                  | 427                  | 138              | 34               | 10 750           | 12 405         | 1 579                              |
| \$250 to \$299 -----  | 4 258                    | 683               | 808                | 475                  | 427                  | 621                  | 577                  | 534                  | 95               | 28               | 13 396           | 14 742         | 921                                |
| \$300 to \$349 -----  | 1 503                    | 198               | 225                | 130                  | 118                  | 274                  | 222                  | 244                  | 81               | 11               | 16 388           | 17 092         | 345                                |
| \$350 to \$399 -----  | 437                      | 30                | 73                 | 43                   | 13                   | 104                  | 50                   | 96                   | 28               | —                | 18 048           | 18 833         | 68                                 |
| \$400 to \$499 -----  | 242                      | 9                 | 29                 | 26                   | 14                   | 41                   | 15                   | 47                   | 61               | —                | 20 500           | 22 764         | 19                                 |
| \$500 or more -----   | 83                       | 14                | —                  | —                    | 5                    | 13                   | —                    | 17                   | 28               | 6                | 31 068           | 30 715         | 14                                 |
| No cash rent -----  | 139                      | 14                | 12                 | 19                   | —                    | 49                   | 19                   | 7                    | —                | 19               | 17 550           | 19 927         | 24                                 |
| <b>Median</b> -----   | <b>\$236</b>             | <b>\$221</b>      | <b>\$228</b>       | <b>\$225</b>         | <b>\$239</b>         | <b>\$246</b>         | <b>\$255</b>         | <b>\$261</b>         | <b>\$284</b>     | <b>\$238</b>     | <b>...</b>       | <b>...</b>     | <b>\$231</b>                       |
| <b>GROSS RENT</b>   |                          |                   |                    |                      |                      |                      |                      |                      |                  |                  |                  |                |                                    |
| Less than \$100 -----                                       | 670                      | 537               | 89                 | 8                    | 6                    | 13                   | 12                   | —                    | —                | 5                | 3 668            | 4 597          | 398                                |
| \$100 to \$149 -----  | 428                      | 188               | 132                | 44                   | 10                   | 28                   | —                    | 4                    | —                | —                | 5 537            | 7 378          | 144                                |
| \$150 to \$199 -----  | 1 286                    | 275               | 432                | 174                  | 137                  | 110                  | 74                   | 63                   | —                | 21               | 9 382            | 11 010         | 284                                |
| \$200 to \$249 -----  | 4 040                    | 967               | 956                | 768                  | 363                  | 480                  | 263                  | 194                  | 49               | —                | 10 316           | 10 944         | 987                                |
| \$250 to \$299 -----  | 5 040                    | 1 079             | 1 104              | 616                  | 376                  | 708                  | 546                  | 427                  | 119              | 65               | 11 368           | 13 433         | 1 270                              |
| \$300 to \$349 -----  | 2 941                    | 460               | 538                | 205                  | 310                  | 492                  | 403                  | 421                  | 103              | 9                | 14 657           | 15 314         | 717                                |
| \$350 to \$399 -----  | 1 383                    | 167               | 210                | 151                  | 112                  | 247                  | 146                  | 283                  | 67               | —                | 15 907           | 17 120         | 283                                |
| \$400 to \$499 -----  | 853                      | 40                | 135                | 92                   | 35                   | 142                  | 157                  | 152                  | 100              | —                | 19 401           | 20 130         | 102                                |
| \$500 or more -----   | 161                      | 27                | 9                  | 16                   | 5                    | 24                   | —                    | 24                   | 39               | 17               | 17 448           | 26 579         | 36                                 |
| No cash rent -----  | 139                      | 14                | 12                 | 19                   | —                    | 49                   | 19                   | 7                    | —                | 19               | 17 550           | 19 927         | 24                                 |
| <b>Median</b> -----   | <b>\$269</b>             | <b>\$246</b>      | <b>\$258</b>       | <b>\$253</b>         | <b>\$275</b>         | <b>\$284</b>         | <b>\$292</b>         | <b>\$310</b>         | <b>\$333</b>     | <b>\$269</b>     | <b>...</b>       | <b>...</b>     | <b>\$260</b>                       |
| <b>GROSS RENT AS PERCENTAGE OF HOUSEHOLD INCOME IN 1979</b> |                          |                   |                    |                      |                      |                      |                      |                      |                  |                  |                  |                |                                    |
| Less than 15 percent -----                                  | 2 514                    | 27                | 57                 | 16                   | 33                   | 214                  | 491                  | 1 137                | 422              | 117              | 28 175           | 29 016         | 23                                 |
| 15 to 19 percent -----                                      | 2 647                    | 74                | 48                 | 162                  | 239                  | 881                  | 811                  | 373                  | 59               | —                | 19 536           | 19 388         | 115                                |
| 20 to 24 percent -----                                      | 2 338                    | 177               | 187                | 482                  | 435                  | 736                  | 259                  | 62                   | —                | —                | 14 356           | 14 365         | 134                                |
| 25 to 29 percent -----                                      | 1 874                    | 133               | 319                | 681                  | 379                  | 308                  | 40                   | 14                   | —                | —                | 11 780           | 11 776         | 111                                |
| 30 to 34 percent -----                                      | 1 173                    | 74                | 429                | 387                  | 206                  | 77                   | —                    | —                    | —                | —                | 10 539           | 10 281         | 108                                |
| 35 to 49 percent -----                                      | 1 850                    | 72                | 1 394              | 316                  | 57                   | 11                   |                      |                      |                  |                  |                  |                |                                    |



Table B—29. Selected Monthly Owner Costs for Mortgaged Housing Units With a Black Householder: 1980

[Data are estimates based on a sample, see Introduction. For meaning of symbols, see Introduction. For definitions of terms, see appendixes A and B.]

| East Orange city  | Total        | Less than \$200 | \$200 to \$249 | \$250 to \$299 | \$300 to \$349 | \$350 to \$399 | \$400 to \$499 | \$500 to \$599 | \$600 to \$749 | \$750 or more | Median (dollars) |
|---|--------------|-----------------|----------------|----------------|----------------|----------------|----------------|----------------|----------------|---------------|------------------|
| <b>Specified owner-occupied housing units</b> -----                           | <b>2 278</b> | <b>63</b>       | <b>16</b>      | <b>66</b>      | <b>146</b>     | <b>226</b>     | <b>605</b>     | <b>620</b>     | <b>463</b>     | <b>73</b>     | <b>503</b>       |
| <b>PERSONS IN UNIT</b>  |              |                 |                |                |                |                |                |                |                |               |                  |
| 1 person -----  | 93           | 15              | —              | —              | 21             | 18             | 10             | 12             | 17             | —             | 379              |
| 2 persons -----   | 270          | 3               | 7              | 6              | 29             | 18             | 102            | 47             | 53             | 5             | 471              |
| 3 persons -----   | 372          | 4               | 9              | 19             | 15             | 59             | 125            | 53             | 83             | 5             | 470              |
| 4 persons -----   | 621          | 20              | —              | 13             | 35             | 84             | 157            | 188            | 117            | 7             | 501              |
| 5 persons -----   | 405          | —               | —              | 20             | —              | 30             | 125            | 126            | 87             | 17            | 522              |
| 6 persons -----   | 235          | 14              | —              | —              | 17             | 7              | 50             | 97             | 46             | 4             | 530              |
| 7 persons -----   | 164          | —               | —              | —              | 23             | 10             | 29             | 37             | 51             | 14            | 554              |
| 8 or more persons -----   | 118          | 7               | —              | 8              | 6              | —              | 7              | 60             | 9              | 21            | 552              |
| Median -----  | 4.15         | 3.97            | 2.61           | 4.12           | 3.73           | 3.71           | 3.92           | 4.58           | 4.17           | 6.13          | ...              |
| <b>HOUSEHOLD TYPE AND AGE OF HOUSEHOLDER</b>                                  |              |                 |                |                |                |                |                |                |                |               |                  |
| <b>Married-couple families</b> -----  | <b>1 700</b> | <b>41</b>       | <b>16</b>      | <b>38</b>      | <b>111</b>     | <b>162</b>     | <b>428</b>     | <b>497</b>     | <b>348</b>     | <b>59</b>     | <b>511</b>       |
| 15 to 24 years -----  | 8            | —               | —              | —              | —              | —              | 77             | —              | 8              | —             | 675              |
| 25 to 34 years -----  | 185          | 22              | —              | 4              | —              | 13             | —              | 54             | 15             | —             | 481              |
| 35 to 44 years -----  | 633          | 7               | 7              | —              | 44             | 61             | 135            | 181            | 158            | 40            | 535              |
| 45 to 64 years -----  | 764          | 12              | 9              | 20             | 42             | 76             | 203            | 223            | 160            | 19            | 509              |
| 65 years and over -----   | 110          | —               | —              | 14             | 25             | 12             | 13             | 39             | 7              | —             | 450              |
| <b>Male householder, no wife present</b> -----                                | <b>127</b>   | <b>12</b>       | <b>—</b>       | <b>3</b>       | <b>8</b>       | <b>31</b>      | <b>27</b>      | <b>22</b>      | <b>24</b>      | <b>—</b>      | <b>424</b>       |
| 15 to 24 years -----  | —            | —               | —              | —              | —              | —              | 7              | —              | —              | —             | —                |
| 25 to 34 years -----  | 53           | 4               | —              | 3              | —              | 8              | —              | 17             | 14             | —             | 526              |
| 35 to 44 years -----  | 41           | 8               | —              | —              | —              | 13             | 20             | —              | —              | —             | 398              |
| 45 to 64 years -----  | 33           | —               | —              | —              | 8              | 10             | —              | 5              | 10             | —             | 392              |
| 65 years and over -----   | —            | —               | —              | —              | —              | —              | —              | —              | —              | —             | —                |
| <b>Female householder, no husband present</b> -----                           | <b>451</b>   | <b>10</b>       | <b>—</b>       | <b>25</b>      | <b>27</b>      | <b>33</b>      | <b>150</b>     | <b>101</b>     | <b>91</b>      | <b>14</b>     | <b>488</b>       |
| 15 to 24 years -----  | 6            | —               | —              | 6              | —              | —              | 34             | 27             | —              | —             | 275              |
| 25 to 34 years -----  | 65           | —               | —              | —              | —              | 7              | 60             | 22             | 60             | 4             | 496              |
| 35 to 44 years -----  | 152          | 3               | —              | —              | —              | —              | 40             | 34             | 7              | —             | 527              |
| 45 to 64 years -----  | 133          | —               | —              | 19             | 11             | 17             | 16             | 18             | 24             | 5             | 453              |
| 65 years and over -----   | 95           | 7               | —              | —              | 16             | 9              | 16             | 18             | 24             | 5             | 496              |
| Median age -----  | 45.0         | 38.4            | 50.6           | 60.5           | 52.0           | 47.5           | 43.9           | 45.4           | 44.1           | 44.1          | ...              |
| <b>YEAR HOUSEHOLDER MOVED INTO UNIT</b>                                       |              |                 |                |                |                |                |                |                |                |               |                  |
| 1979 to March 1980 -----  | 196          | —               | —              | —              | 6              | 6              | 60             | 45             | 68             | 11            | 558              |
| 1975 to 1978 -----  | 527          | 30              | —              | 11             | —              | 50             | 118            | 171            | 120            | 27            | 532              |
| 1970 to 1974 -----  | 767          | 10              | —              | 19             | 67             | 37             | 218            | 254            | 137            | 25            | 513              |
| 1960 to 1969 -----  | 618          | 16              | 9              | 29             | 40             | 128            | 159            | 118            | 114            | 5             | 456              |
| 1959 or earlier -----   | 170          | 7               | 7              | 7              | 33             | 5              | 50             | 32             | 24             | 5             | 459              |
| <b>ROOMS</b>  |              |                 |                |                |                |                |                |                |                |               |                  |
| 1 to 3 rooms -----  | 13           | —               | —              | —              | —              | —              | —              | 13             | —              | —             | 550              |
| 4 rooms -----   | 15           | —               | —              | —              | —              | 6              | 9              | —              | —              | —             | 458              |
| 5 rooms -----   | 179          | 8               | —              | —              | 8              | 52             | 62             | 17             | 32             | —             | 457              |
| 6 rooms -----   | 455          | 15              | 7              | 17             | 23             | 82             | 205            | 76             | 30             | —             | 438              |
| 7 rooms -----   | 573          | 25              | —              | 32             | 10             | 33             | 150            | 193            | 125            | 5             | 519              |
| 8 or more rooms -----   | 1 043        | 15              | 9              | 17             | 105            | 53             | 179            | 321            | 276            | 68            | 545              |
| Median -----  | 7.3          | 6.8             | 7.6            | 7.0            | 8.5+           | 6.2            | 6.7            | 7.6            | 8.0            | 8.5+          | ...              |
| <b>YEAR STRUCTURE BUILT</b>   |              |                 |                |                |                |                |                |                |                |               |                  |
| 1975 to March 1980 -----  | 11           | —               | —              | —              | —              | —              | —              | —              | 11             | —             | 675              |
| 1970 to 1974 -----  | 22           | —               | —              | 7              | —              | 7              | 3              | —              | 5              | —             | 379              |
| 1960 to 1969 -----  | 89           | 15              | —              | 4              | 22             | 9              | 20             | 13             | 6              | —             | 369              |
| 1950 to 1959 -----  | 194          | 12              | —              | —              | 5              | 31             | 61             | 65             | 20             | —             | 484              |
| 1940 to 1949 -----  | 694          | 14              | 7              | 4              | 37             | 89             | 212            | 186            | 135            | 10            | 493              |
| 1939 or earlier -----   | 1 268        | 22              | 9              | 51             | 82             | 90             | 309            | 356            | 286            | 63            | 520              |
| <b>VALUE</b>  |              |                 |                |                |                |                |                |                |                |               |                  |
| Less than \$10,000 -----  | 15           | 7               | —              | 8              | —              | —              | —              | —              | —              | —             | 253              |
| \$10,000 to \$19,999 -----  | 138          | —               | —              | 11             | 10             | 13             | 40             | 52             | 12             | —             | 494              |
| \$20,000 to \$29,999 -----  | 581          | 16              | —              | 17             | 74             | 59             | 150            | 172            | 83             | 10            | 483              |
| \$30,000 to \$39,999 -----  | 607          | 8               | 9              | 13             | 11             | 86             | 232            | 163            | 75             | 10            | 479              |
| \$40,000 to \$49,999 -----  | 591          | 8               | —              | 6              | 29             | 61             | 151            | 129            | 182            | 25            | 531              |
| \$50,000 to \$59,999 -----  | 239          | 21              | 7              | 4              | 13             | 7              | 23             | 75             | 70             | 19            | 559              |
| \$60,000 to \$79,999 -----  | 75           | 3               | —              | 7              | —              | —              | 9              | 29             | 18             | 9             | 564              |
| \$80,000 to \$99,999 -----  | 18           | —               | —              | —              | 9              | —              | —              | —              | 9              | —             | 475              |
| \$100,000 to \$149,999 -----  | —            | —               | —              | —              | —              | —              | —              | —              | —              | —             | —                |
| \$150,000 or more -----   | 14           | —               | —              | —              | —              | —              | —              | —              | 14             | —             | 675              |
| Median -----  | \$37 000     | \$40 300        | \$34 400       | \$24 600       | \$27 700       | \$33 900       | \$35 500       | \$35 900       | \$42 900       | \$44 600      | ...              |
| <b>SELECTED MONTHLY OWNER COSTS AS PERCENTAGE OF HOUSEHOLD INCOME IN 1979</b> |              |                 |                |                |                |                |                |                |                |               |                  |
| Less than 15 percent -----  | 448          | 39              | 16             | 30             | 48             | 68             | 124            | 56             | 67             | —             | 418              |
| 15 to 19 percent -----  | 422          | 7               | —              | 11             | 20             | 24             | 125            | 187            | 39             | 9             | 513              |
| 20 to 24 percent -----  | 332          | 3               | —              | 11             | 14             | 72             | 65             | 89             | 52             | 26            | 501              |
| 25 to 29 percent -----  | 289          | —               | —              | 6              | 15             | 24             | 59             | 95             | 85             | 5             | 543              |
| 30 to 34 percent -----  | 208          | —               | —              | —              | 18             | 4              | 50             | 73             | 47             | 16            | 544              |
| 35 percent or more -----  | 547          | —               | —              | 8              | 31             | 34             | 182            | 112            | 163            | 17            | 517              |
| Not computed -----  | 32           | 14              | —              | —              | —              | —              | —              | 8              | 10             | —             | 525              |
| Median -----  | 23.8         | 10—             | 10.6           | 16.4           | 21.8           | 21.5           | 24.1           | 23.5           | 29.0           | 26.5          | ...              |
| <b>SELECTED CHARACTERISTICS</b>   |              |                 |                |                |                |                |                |                |                |               |                  |
| <b>Heating equipment</b> -----  | <b>2 278</b> | <b>63</b>       | <b>16</b>      | <b>66</b>      | <b>146</b>     | <b>226</b>     | <b>605</b>     | <b>620</b>     | <b>463</b>     | <b>73</b>     | <b>503</b>       |
| Steam or hot water system -----   | 1 705        | 29              | 7              | 33             | 62             | 117            | 497            | 501            | 398            | 61            | 521              |
| Central warm-air furnace or electric heat pump -----                          | 336          | 15              | 9              | 16             | 47             | 86             | 64             | 78             | 9              | 12            | 397              |
| Other built-in electric units -----   | 21           | —               | —              | —              | —              | —              | —              | —              | 21             | —             | 675              |
| Floor, wall, or pipeless furnace -----  | 22           | —               | —              | —              | 10             | —              | 5              | —              | —              | —             | 320              |
| Other means -----   | 194          | 19              | —              | 10             | 27             | 23             | 39             | 41             | 35             | —             | 452              |
| <b>Air conditioning</b> -----   | <b>1 387</b> | <b>39</b>       | <b>7</b>       | <b>40</b>      | <b>67</b>      | <b>182</b>     | <b>390</b>     | <b>334</b>     | <b>305</b>     | <b>23</b>     | <b>493</b>       |
| Central system -----  | 139          | 7               | —              | 11             | 13             | 9              | 27             | 29             | 14             | —             | 408              |
| 1 or more individual room units -----   | 1 248        | 10              | —              | 29             | 54             | 173            | 363            | 305            | 291            | 23            | 499              |
| <b>House heating fuel</b> -----   | <b>2 278</b> | <b>63</b>       | <b>16</b>      | <b>66</b>      | <b>146</b>     | <b>226</b>     | <b>605</b>     | <b>620</b>     | <b>463</b>     | <b>73</b>     | <b>503</b>       |
| Utility gas -----   | 945          | 27              | 7              | 34             | 61             | 104            | 284            | 244            | 177            | 7             | 487              |
| Bottled, tank, or LP gas -----  | 29           | —               | —              | —              | —              | —              | 11             | 13             | 5              | —             | 527              |
| Electricity -----   | 57           | 15              | —              | —              | 5              | 16             | —              | —              | 21             | —             | 377              |
| Fuel oil, kerosene, etc. -----  | 1 225        | 21              | 9              | 32             | 64             | 106            | 310            | 357            | 260            | 66            | 520              |
| Other -----   | 22           | —               | —              | —              | 16             | —              | —              | 6              | —              | —             | 334              |

Table B—30. Selected Monthly Owner Costs for Not Mortgaged Housing Units With a Black Householder: 1980

[Data are estimates based on a sample, see Introduction. For meaning of symbols, see Introduction. For definitions of terms, see appendixes A and B]

| East Orange city  | Total      | Less than \$50 | \$50 to \$74 | \$75 to \$99 | \$100 to \$124 | \$125 to \$149 | \$150 to \$199 | \$200 to \$249 | \$250 or more | Median (dollars) |
|---|------------|----------------|--------------|--------------|----------------|----------------|----------------|----------------|---------------|------------------|
| <b>Specified owner-occupied housing units</b> -----                           | <b>640</b> | <b>11</b>      | <b>-</b>     | <b>-</b>     | <b>8</b>       | <b>11</b>      | <b>60</b>      | <b>119</b>     | <b>431</b>    | <b>250+</b>      |
| <b>PERSONS IN UNIT</b>  |            |                |              |              |                |                |                |                |               |                  |
| 1 person -----  | 91         | -              | -            | -            | 4              | -              | 24             | 15             | 48            | 250+             |
| 2 persons -----   | 195        | 11             | -            | -            | 4              | -              | 31             | 38             | 111           | 250+             |
| 3 persons -----   | 149        | -              | -            | -            | -              | -              | 5              | 21             | 123           | 250+             |
| 4 persons -----   | 79         | -              | -            | -            | -              | -              | -              | 6              | 73            | 250+             |
| 5 persons -----   | 81         | -              | -            | -            | -              | 11             | -              | 23             | 47            | 250+             |
| 6 persons -----   | 27         | -              | -            | -            | -              | -              | -              | 16             | 11            | 242              |
| 7 persons -----   | 18         | -              | -            | -            | -              | -              | -              | -              | 18            | 250+             |
| 8 or more persons -----   | -          | -              | -            | -            | -              | -              | -              | -              | -             | -                |
| Median -----  | 2.73       | 2.00           | -            | -            | 1.50           | 5.00           | 1.69           | 2.81           | 2.96          | ...              |
| <b>HOUSEHOLD TYPE AND AGE OF HOUSEHOLDER</b>                                  |            |                |              |              |                |                |                |                |               |                  |
| <b>Married-couple families</b> -----  | <b>337</b> | <b>11</b>      | <b>-</b>     | <b>-</b>     | <b>-</b>       | <b>11</b>      | <b>6</b>       | <b>71</b>      | <b>238</b>    | <b>250+</b>      |
| 15 to 24 years -----  | -          | -              | -            | -            | -              | -              | -              | -              | 23            | 250+             |
| 25 to 34 years -----  | 23         | -              | -            | -            | -              | -              | -              | -              | 29            | 250+             |
| 35 to 44 years -----  | 44         | -              | -            | -            | -              | -              | -              | 15             | 29            | 250+             |
| 45 to 64 years -----  | 169        | -              | -            | -            | -              | 11             | -              | 24             | 134           | 250+             |
| 65 years and over -----   | 101        | 11             | -            | -            | -              | -              | -              | 6              | 32            | 250+             |
| <b>Male householder, no wife present</b> -----                                | <b>42</b>  | <b>-</b>       | <b>-</b>     | <b>-</b>     | <b>-</b>       | <b>-</b>       | <b>-</b>       | <b>9</b>       | <b>33</b>     | <b>250+</b>      |
| 15 to 24 years -----  | 4          | -              | -            | -            | -              | -              | -              | -              | 4             | 250+             |
| 25 to 34 years -----  | 7          | -              | -            | -            | -              | -              | -              | -              | -             | -                |
| 35 to 44 years -----  | 7          | -              | -            | -            | -              | -              | -              | -              | 7             | 250+             |
| 45 to 64 years -----  | 19         | -              | -            | -            | -              | -              | -              | 5              | 14            | 250+             |
| 65 years and over -----   | 12         | -              | -            | -            | -              | -              | -              | 4              | 8             | 250+             |
| <b>Female householder, no husband present</b> -----                           | <b>261</b> | <b>-</b>       | <b>-</b>     | <b>-</b>     | <b>8</b>       | <b>-</b>       | <b>54</b>      | <b>39</b>      | <b>160</b>    | <b>250+</b>      |
| 15 to 24 years -----  | -          | -              | -            | -            | -              | -              | -              | -              | -             | -                |
| 25 to 34 years -----  | 5          | -              | -            | -            | -              | -              | 5              | -              | -             | 175              |
| 35 to 44 years -----  | 14         | -              | -            | -            | -              | -              | -              | 7              | 7             | 250              |
| 45 to 64 years -----  | 127        | -              | -            | -            | -              | -              | 11             | 21             | 95            | 250+             |
| 65 years and over -----   | 115        | -              | -            | -            | 8              | -              | 38             | 11             | 58            | 250+             |
| Median age -----  | 60.5       | 72.5           | -            | -            | 75.0           | 57.5           | 70.4           | 58.6           | 60.0          | ...              |
| <b>YEAR HOUSEHOLDER MOVED INTO UNIT</b>                                       |            |                |              |              |                |                |                |                |               |                  |
| 1979 to March 1980 -----  | 24         | -              | -            | -            | -              | -              | -              | 5              | 19            | 250+             |
| 1975 to 1978 -----  | 60         | -              | -            | -            | -              | -              | 16             | -              | 44            | 250+             |
| 1970 to 1974 -----  | 39         | 11             | -            | -            | -              | -              | 6              | 6              | 16            | 221              |
| 1960 to 1969 -----  | 116        | -              | -            | -            | -              | 11             | 7              | 30             | 68            | 250+             |
| 1959 or earlier -----   | 401        | -              | -            | -            | 8              | -              | 31             | 78             | 284           | 250+             |
| <b>ROOMS</b>  |            |                |              |              |                |                |                |                |               |                  |
| 1 to 3 rooms -----  | -          | -              | -            | -            | -              | -              | -              | -              | -             | -                |
| 4 rooms -----   | 25         | -              | -            | -            | -              | -              | -              | -              | 25            | 250+             |
| 5 rooms -----   | 48         | -              | -            | -            | 4              | -              | 11             | 16             | 17            | 228              |
| 6 rooms -----   | 108        | -              | -            | -            | -              | -              | 29             | 27             | 52            | 246              |
| 7 rooms -----   | 115        | -              | -            | -            | -              | -              | 7              | 38             | 70            | 250+             |
| 8 or more rooms -----   | 344        | 11             | -            | -            | 4              | 11             | 13             | 38             | 267           | 250+             |
| Median -----  | 7.7        | 8.5+           | -            | -            | 6.5            | 8.5+           | 6.2            | 6.9            | 7.9           | ...              |
| <b>YEAR STRUCTURE BUILT</b>   |            |                |              |              |                |                |                |                |               |                  |
| 1975 to March 1980 -----  | -          | -              | -            | -            | -              | -              | -              | -              | -             | -                |
| 1970 to 1974 -----  | -          | -              | -            | -            | -              | -              | -              | -              | -             | -                |
| 1960 to 1969 -----  | 29         | -              | -            | -            | -              | 11             | -              | -              | 18            | 250+             |
| 1950 to 1959 -----  | 67         | 11             | -            | -            | -              | -              | 5              | 15             | 36            | 250+             |
| 1940 to 1949 -----  | 69         | -              | -            | -            | -              | -              | 11             | 5              | 53            | 250+             |
| 1939 or earlier -----   | 475        | -              | -            | -            | 8              | -              | 44             | 99             | 324           | 250+             |
| <b>VALUE</b>  |            |                |              |              |                |                |                |                |               |                  |
| Less than \$10,000 -----  | -          | -              | -            | -            | -              | -              | -              | -              | -             | -                |
| \$10,000 to \$19,999 -----  | 58         | -              | -            | -            | 8              | -              | 13             | 15             | 22            | 227              |
| \$20,000 to \$29,999 -----  | 140        | -              | -            | -            | -              | 11             | 35             | 33             | 61            | 236              |
| \$30,000 to \$39,999 -----  | 224        | -              | -            | -            | -              | -              | 7              | 49             | 168           | 250+             |
| \$40,000 to \$49,999 -----  | 131        | 11             | -            | -            | -              | -              | -              | 11             | 109           | 250+             |
| \$50,000 to \$59,999 -----  | 82         | -              | -            | -            | -              | -              | -              | 11             | 71            | 250+             |
| \$60,000 to \$79,999 -----  | 5          | -              | -            | -            | -              | -              | 5              | -              | -             | 175              |
| \$80,000 to \$99,999 -----  | -          | -              | -            | -            | -              | -              | -              | -              | -             | -                |
| \$100,000 to \$149,999 -----  | -          | -              | -            | -            | -              | -              | -              | -              | -             | -                |
| \$150,000 or more -----   | -          | -              | -            | -            | -              | -              | -              | -              | -             | -                |
| Median -----  | \$35 000   | \$47 500       | -            | -            | \$16 300       | \$21 300       | \$26 800       | \$32 000       | \$37 800      | ...              |
| <b>SELECTED MONTHLY OWNER COSTS AS PERCENTAGE OF HOUSEHOLD INCOME IN 1979</b> |            |                |              |              |                |                |                |                |               |                  |
| Less than 10 percent -----  | 88         | 11             | -            | -            | -              | 11             | -              | 12             | 54            | 250+             |
| 10 to 14 percent -----  | 144        | -              | -            | -            | -              | -              | 18             | 11             | 115           | 250+             |
| 15 to 19 percent -----  | 103        | -              | -            | -            | -              | -              | 5              | 13             | 85            | 250+             |
| 20 to 24 percent -----  | 113        | -              | -            | -            | 4              | -              | 7              | 57             | 45            | 240              |
| 25 to 29 percent -----  | 41         | -              | -            | -            | -              | -              | 6              | 5              | 30            | 250+             |
| 30 to 34 percent -----  | 25         | -              | -            | -            | -              | -              | -              | -              | 25            | 250+             |
| 35 percent or more -----  | 126        | -              | -            | -            | 4              | -              | 24             | 21             | 77            | 250+             |
| Not computed -----  | -          | -              | -            | -            | -              | -              | -              | -              | -             | -                |
| Median -----  | 19.3       | 10-            | -            | -            | 30.0           | 10-            | 25.0           | 22.1           | 17.7          | ...              |
| <b>SELECTED CHARACTERISTICS</b>   |            |                |              |              |                |                |                |                |               |                  |
| <b>Heating equipment</b> -----  | <b>640</b> | <b>11</b>      | <b>-</b>     | <b>-</b>     | <b>8</b>       | <b>11</b>      | <b>60</b>      | <b>119</b>     | <b>431</b>    | <b>250+</b>      |
| Steam or hot water system -----   | 530        | 11             | -            | -            | 8              | 11             | 54             | 92             | 354           | 250+             |
| Central warm-air furnace or electric heat pump -----                          | 59         | -              | -            | -            | -              | -              | -              | 16             | 43            | 250+             |
| Other built-in electric units -----   | -          | -              | -            | -            | -              | -              | -              | -              | -             | -                |
| Floor, wall, or pipeless furnace -----  | 26         | -              | -            | -            | -              | -              | 6              | -              | 20            | 250+             |
| Other means -----   | 25         | -              | -            | -            | -              | -              | -              | 11             | 14            | 250+             |
| <b>Air conditioning</b> -----   | <b>376</b> | <b>11</b>      | <b>-</b>     | <b>-</b>     | <b>-</b>       | <b>11</b>      | <b>12</b>      | <b>80</b>      | <b>262</b>    | <b>250+</b>      |
| Central system -----  | 50         | 11             | -            | -            | -              | -              | -              | 10             | 29            | 250+             |
| 1 or more individual room units -----   | 326        | -              | -            | -            | -              | 11             | 12             | 70             | 233           | 250+             |
| <b>House heating fuel</b> -----   | <b>640</b> | <b>11</b>      | <b>-</b>     | <b>-</b>     | <b>8</b>       | <b>11</b>      | <b>60</b>      | <b>119</b>     | <b>431</b>    | <b>250+</b>      |
| Utility gas -----   | 327        | 11             | -            | -            | 8              | 11             | 29             | 85             | 194           | 250+             |
| Battled, tank, or LP gas -----  | 8          | -              | -            | -            | -              | -              | -              | -              | 8             | 250+             |
| Electricity -----   | -          | -              | -            | -            | -              | -              | -              | -              | -             | -                |
| Fuel oil, kerosene, etc. -----  | 287        | -              | -            | -            | -              | 11             | 24             | 23             | 229           | 250+             |
| Other -----   | 18         | -              | -            | -            | -              | -              | 7              | 11             | -             | 209              |



Table B—31. Year Structure Built for Owner- and Renter-Occupied Housing Units With a Black Householder: 1980

[Data are estimates based on a sample, see Introduction. For meaning of symbols, see Introduction. For definitions of terms, see appendixes A and B.]

| East Orange city                               | Owner-occupied housing units |                    |              |              |              |                 | Renter-occupied housing units |                    |              |              |              |                 |
|--|------------------------------|--------------------|--------------|--------------|--------------|-----------------|-------------------------------|--------------------|--------------|--------------|--------------|-----------------|
|  | Total                        | 1975 to March 1980 | 1970 to 1974 | 1960 to 1969 | 1940 to 1959 | 1939 or earlier | Total                         | 1975 to March 1980 | 1970 to 1974 | 1960 to 1969 | 1940 to 1959 | 1939 or earlier |
| Occupied housing units                         | 5 767                        | 54                 | 34           | 251          | 1 817        | 3 611           | 16 988                        | 625                | 907          | 2 346        | 7 770        | 5 340           |
| <b>HOUSEHOLD TYPE AND AGE OF HOUSEHOLDER</b>   |                              |                    |              |              |              |                 |                               |                    |              |              |              |                 |
| Married-couple families                        | 3 749                        | 39                 | 17           | 153          | 1 252        | 2 288           | 4 711                         | 189                | 231          | 606          | 2 051        | 1 634           |
| 15 to 24 years                                 | 27                           | —                  | —            | —            | 19           | 8               | 408                           | 8                  | 21           | 24           | 275          | 80              |
| 25 to 34 years                                 | 410                          | 8                  | —            | 19           | 200          | 183             | 1 615                         | 39                 | 57           | 186          | 826          | 507             |
| 35 to 44 years                                 | 1 069                        | 8                  | 10           | 72           | 389          | 590             | 1 146                         | 15                 | 58           | 176          | 393          | 504             |
| 45 to 64 years                                 | 1 845                        | 23                 | —            | 56           | 548          | 1 218           | 1 102                         | 45                 | 29           | 171          | 449          | 408             |
| 65 years and over                              | 398                          | —                  | 7            | 6            | 96           | 289             | 440                           | 82                 | 66           | 49           | 108          | 135             |
| Male householder, no wife present              | 500                          | —                  | 5            | 34           | 179          | 282             | 3 476                         | 154                | 161          | 480          | 1 693        | 988             |
| 15 to 24 years                                 | 16                           | —                  | —            | 4            | 8            | 6               | 481                           | 26                 | 14           | 62           | 237          | 142             |
| 25 to 34 years                                 | 114                          | —                  | —            | 5            | 50           | 59              | 1 250                         | 38                 | 57           | 200          | 685          | 270             |
| 35 to 44 years                                 | 116                          | —                  | —            | 7            | 67           | 42              | 647                           | 22                 | 48           | 112          | 384          | 81              |
| 45 to 64 years                                 | 194                          | —                  | 5            | 18           | 46           | 125             | 880                           | 43                 | 28           | 106          | 339          | 364             |
| 65 years and over                              | 60                           | —                  | —            | —            | 8            | 52              | 218                           | 25                 | 14           | —            | 48           | 131             |
| Female householder, no husband present         | 1 518                        | 15                 | 12           | 64           | 386          | 1 041           | 8 801                         | 282                | 515          | 1 260        | 4 026        | 2 718           |
| 15 to 24 years                                 | 14                           | —                  | —            | —            | 8            | 8               | 1 151                         | 11                 | 41           | 152          | 672          | 275             |
| 25 to 34 years                                 | 181                          | 8                  | —            | 9            | 64           | 100             | 2 694                         | 28                 | 125          | 441          | 1 363        | 737             |
| 35 to 44 years                                 | 328                          | 7                  | 12           | —            | 101          | 208             | 1 919                         | 27                 | 101          | 231          | 903          | 657             |
| 45 to 64 years                                 | 627                          | —                  | —            | 38           | 150          | 439             | 2 106                         | 88                 | 82           | 300          | 915          | 721             |
| 65 years and over                              | 368                          | —                  | —            | 17           | 63           | 288             | 931                           | 128                | 166          | 136          | 173          | 328             |
| Median age                                     | 49.1                         | 38.7               | 42.9         | 47.1         | 45.0         | 51.8            | 37.2                          | 58.7               | 40.3         | 36.6         | 34.4         | 40.4            |
| <b>YEAR HOUSEHOLDER MOVED INTO UNIT</b>        |                              |                    |              |              |              |                 |                               |                    |              |              |              |                 |
| 1979 to March 1980                             | 536                          | 11                 | —            | 15           | 215          | 295             | 5 344                         | 299                | 225          | 642          | 2 648        | 1 530           |
| 1975 to 1978                                   | 1 139                        | 43                 | 19           | 82           | 443          | 552             | 6 576                         | 326                | 340          | 1 103        | 2 917        | 1 890           |
| 1970 to 1974                                   | 1 406                        | —                  | 15           | 86           | 497          | 808             | 3 052                         | —                  | 342          | 410          | 1 365        | 935             |
| 1960 to 1969                                   | 1 476                        | —                  | —            | 68           | 493          | 915             | 1 572                         | —                  | —            | 191          | 655          | 726             |
| 1959 or earlier                                | 1 210                        | —                  | —            | —            | 169          | 1 041           | 444                           | —                  | —            | —            | 185          | 259             |
| <b>ROOMS</b>                                   |                              |                    |              |              |              |                 |                               |                    |              |              |              |                 |
| 1 room   | 13                           | —                  | —            | 4            | —            | 9               | 884                           | 47                 | 102          | 225          | 369          | 141             |
| 2 rooms  | 46                           | 8                  | —            | 5            | —            | 33              | 1 456                         | 89                 | 217          | 272          | 453          | 425             |
| 3 rooms  | 201                          | —                  | —            | 6            | 83           | 112             | 5 316                         | 323                | 312          | 764          | 2 535        | 1 382           |
| 4 rooms  | 303                          | —                  | 8            | 28           | 90           | 177             | 3 805                         | 87                 | 97           | 654          | 1 759        | 1 208           |
| 5 rooms  | 1 228                        | 34                 | 12           | 79           | 360          | 743             | 3 956                         | 61                 | 121          | 327          | 1 980        | 1 467           |
| 6 rooms  | 1 133                        | 4                  | —            | 35           | 424          | 670             | 1 117                         | 10                 | 54           | 96           | 429          | 528             |
| 7 or more rooms                                | 2 843                        | 8                  | 14           | 94           | 860          | 1 867           | 454                           | 8                  | 4            | 8            | 245          | 189             |
| Median   | 6.5                          | 5.1                | 5.3          | 5.6          | 6.4          | 6.6             | 3.7                           | 3.0                | 2.9          | 3.4          | 3.8          | 4.1             |
| <b>PLUMBING FACILITIES BY PERSONS PER ROOM</b> |                              |                    |              |              |              |                 |                               |                    |              |              |              |                 |
| Complete plumbing for exclusive use            | 5 707                        | 54                 | 34           | 246          | 1 807        | 3 566           | 16 364                        | 601                | 879          | 2 292        | 7 563        | 5 029           |
| 0.50 or less                                   | 2 979                        | 11                 | 19           | 150          | 851          | 1 948           | 7 308                         | 322                | 422          | 1 052        | 3 225        | 2 287           |
| 0.51 to 1.00                                   | 2 505                        | 35                 | 12           | 92           | 883          | 1 483           | 7 997                         | 268                | 429          | 1 114        | 3 773        | 2 413           |
| 1.01 to 1.50                                   | 163                          | —                  | 3            | —            | 58           | 102             | 785                           | —                  | 14           | 66           | 432          | 273             |
| 1.51 or more                                   | 60                           | 8                  | —            | 4            | 15           | 33              | 274                           | 11                 | 14           | 60           | 133          | 56              |
| Lacking complete plumbing for exclusive use    | 60                           | —                  | —            | 5            | 10           | 45              | 624                           | 24                 | 28           | 54           | 207          | 311             |
| 0.50 or less                                   | 16                           | —                  | —            | —            | —            | 16              | 247                           | —                  | —            | 38           | 70           | 139             |
| 0.51 to 1.00                                   | 28                           | —                  | —            | 5            | 10           | 13              | 315                           | 24                 | 28           | 16           | 109          | 138             |
| 1.01 to 1.50                                   | 9                            | —                  | —            | —            | —            | 9               | 27                            | —                  | —            | —            | 6            | 21              |
| 1.51 or more                                   | 7                            | —                  | —            | —            | —            | 7               | 35                            | —                  | —            | —            | 22           | 13              |
| <b>PERSONS IN UNIT</b>                         |                              |                    |              |              |              |                 |                               |                    |              |              |              |                 |
| 1 person                                       | 592                          | —                  | 7            | 19           | 94           | 472             | 5 761                         | 294                | 445          | 922          | 2 478        | 1 622           |
| 2 persons                                      | 1 168                        | 11                 | 5            | 70           | 319          | 763             | 4 466                         | 206                | 251          | 678          | 1 946        | 1 385           |
| 3 persons                                      | 1 146                        | 7                  | 5            | 39           | 353          | 742             | 2 931                         | 76                 | 90           | 424          | 1 490        | 851             |
| 4 persons                                      | 1 147                        | 20                 | —            | 98           | 491          | 538             | 1 956                         | 32                 | 56           | 158          | 963          | 747             |
| 5 persons                                      | 785                          | 8                  | 17           | 25           | 255          | 480             | 1 129                         | 17                 | 35           | 124          | 527          | 426             |
| 6 or more persons                              | 929                          | 8                  | —            | —            | 305          | 616             | 745                           | —                  | 30           | 40           | 366          | 309             |
| Median   | 3.48                         | 3.95               | 4.00         | 3.44         | 3.79         | 3.27            | 2.11                          | 1.59               | 1.53         | 1.87         | 2.22         | 2.26            |
| Total persons                                  | 23 524                       | 196                | 155          | 830          | 7 772        | 14 571          | 40 342                        | 1 042              | 1 749        | 4 895        | 19 007       | 13 649          |
| <b>UNITS IN STRUCTURE</b>                      |                              |                    |              |              |              |                 |                               |                    |              |              |              |                 |
| 1, detached or attached                        | 3 101                        | 11                 | 22           | 135          | 1 035        | 1 898           | 415                           | —                  | 47           | 45           | 139          | 184             |
| 2  | 1 475                        | 28                 | 12           | 76           | 397          | 962             | 2 010                         | 41                 | 45           | 186          | 936          | 802             |
| 3 and 4  | 954                          | 15                 | —            | 33           | 295          | 611             | 3 362                         | 32                 | 30           | 303          | 1 759        | 1 238           |
| 5 to 9   | 42                           | —                  | —            | —            | 8            | 34              | 1 080                         | 53                 | 43           | 169          | 554          | 261             |
| 10 to 49                                       | 114                          | —                  | —            | —            | 48           | 66              | 6 482                         | 176                | 265          | 895          | 3 179        | 1 967           |
| 50 or more                                     | 81                           | —                  | —            | 7            | 34           | 40              | 3 639                         | 323                | 477          | 748          | 1 203        | 888             |
| Mobile home or trailer, etc.                   | —                            | —                  | —            | —            | —            | —               | —                             | —                  | —            | —            | —            | —               |
| <b>SELECTED CHARACTERISTICS</b>                |                              |                    |              |              |              |                 |                               |                    |              |              |              |                 |
| Heating equipment                              | 5 767                        | 54                 | 34           | 251          | 1 817        | 3 611           | 16 988                        | 625                | 907          | 2 346        | 7 770        | 5 340           |
| Steam or hot water system                      | 4 450                        | 15                 | 3            | 125          | 1 347        | 2 960           | 12 679                        | 318                | 477          | 1 247        | 6 030        | 4 607           |
| Central warm-air furnace or electric heat pump | 683                          | 16                 | 14           | 69           | 244          | 340             | 2 050                         | 115                | 229          | 644          | 707          | 355             |
| Other built-in electric units                  | 57                           | 19                 | 12           | 16           | —            | 10              | 690                           | 126                | 148          | 175          | 197          | 44              |
| Floor, wall, or pipeless furnace               | 97                           | —                  | 5            | 12           | 30           | 50              | 385                           | 34                 | 42           | 99           | 83           | 127             |
| Other means                                    | 480                          | 4                  | —            | 29           | 196          | 251             | 1 184                         | 32                 | 11           | 181          | 753          | 207             |
| Air conditioning                               | 3 498                        | 42                 | 29           | 197          | 1 219        | 2 011           | 6 614                         | 391                | 710          | 1 254        | 2 635        | 1 624           |
| Central system                                 | 338                          | —                  | 10           | 89           | 138          | 101             | 1 694                         | 124                | 339          | 590          | 510          | 131             |
| 1 or more individual room units                | 3 160                        | 42                 | 19           | 108          | 1 081        | 1 910           | 4 920                         | 267                | 371          | 664          | 2 125        | 1 493           |
| House heating fuel                             | 5 767                        | 54                 | 34           | 251          | 1 817        | 3 611           | 16 988                        | 625                | 907          | 2 346        | 7 770        | 5 340           |
| Utility gas                                    | 2 140                        | 15                 | 8            | 131          | 650          | 1 336           | 4 128                         | 85                 | 269          | 594          | 2 051        | 1 129           |
| Bottled, tank, or LP gas                       | 70                           | —                  | —            | 5            | 48           | 17              | 232                           | 13                 | 11           | 74           | 39           | 95              |
| Electricity                                    | 132                          | 27                 | 19           | 33           | 32           | 21              | 979                           | 149                | 169          | 309          | 275          | 77              |
| Fuel oil, kerosene, etc.                       | 3 364                        | 12                 | 7            | 82           | 1 071        | 2 192           | 11 488                        | 368                | 458          | 1 360        | 5 361        | 3 941           |
| Other  | 61                           | —                  | —            | —            | 16           | 45              | 161                           | 10                 | —            | 9            | 44           | 98              |
| Income in 1979 below poverty level             | 531                          | 7                  | 3            | 32           | 128          | 361             | 4 261                         | 165                | 169          | 506          | 2 048        | 1 373           |
| Percent below poverty level                    | 9.2                          | 13.0               | 8.8          | 12.7         | 7.0          | 10.0            | 25.1                          | 26.4               | 18.6         | 21.6         | 26.4         | 25.7            |
| <b>HOUSEHOLD INCOME IN 1979</b>                |                              |                    |              |              |              |                 |                               |                    |              |              |              |                 |
| Less than \$5,000                              | 463                          | 7                  | 3            | 23           | 98           | 332             | 3 754                         | 237                | 222          | 474          | 1 592        | 1 229           |
| \$5,000 to \$9,999                             | 491                          | —                  | —            | 20           | 100          | 371             | 3 633                         | 137                | 226          | 417          | 1 664        | 1 189           |
| \$10,000 to \$12,499                           | 445                          | —                  | —            | 32           | 151          | 262             | 2 093                         | 51                 | 112          | 330          | 1 002        | 598             |
| \$12,500 to \$14,999                           | 306                          | —                  | —            | 12           | 105          | 189             | 1 354                         | 34                 | 82           | 144          | 651          | 443             |
| \$15,000 to \$19,999                           | 764                          | 4                  | 5            | 11           | 209          | 535             | 2 293                         | 60                 | 85           | 349          | 1 159        | 640             |
| \$20,000 to \$24,999                           | 787                          | 8                  | 12           | 51           | 296          | 420             | 1 623                         | 36                 | 91           | 241          | 760          | 495             |
| \$25,000 to \$34,999                           | 1 326                        | 35                 | —            | 44           | 482          | 765             | 1 621                         | 36                 | 77           | 257          | 728          | 523             |
| \$35,000 to \$49,999                           | 879                          | —                  | —            | 39           | 289          | 551             | 481                           | 34                 | 12           | 112          | 159          | 164             |
| \$50,000 or more                               | 306                          | —                  | 14           | 19           | 87           | 186             | 136                           | —                  | —            | 22           | 55           | 59              |
| Median   | \$22 098                     | \$27 500           | \$21 875     | \$21 348     | \$23 974     | \$21 129        | \$11 322                      | \$7 221            | \$10 123     | \$12 136     | \$11 569     | \$11 054        |
| Mean   | \$23 926                     | \$24 405           | \$33 091     | \$23 260     | \$25 045     | \$23 316        | \$13 317                      | \$10 984           | \$11 845     | \$14 861     | \$13 160     | \$13 391        |

Table B—32. Units in Structure for Owner- and Renter-Occupied Housing Units With a Black Householder: 1980

[Data are estimates based on a sample, see Introduction. For meaning of symbols, see Introduction. For definitions of terms, see appendixes A and B]

| East Orange city                               | Owner-occupied housing units |                              |                 |                              | Renter-occupied housing units |                              |          |               |              |                |                  |                              |
|--|------------------------------|------------------------------|-----------------|------------------------------|-------------------------------|------------------------------|----------|---------------|--------------|----------------|------------------|------------------------------|
|  | Total                        | 1 unit, detached or attached | 2 or more units | Mobile home or trailer, etc. | Total                         | 1 unit, detached or attached | 2 units  | 3 and 4 units | 5 to 9 units | 10 to 49 units | 50 or more units | Mobile home or trailer, etc. |
| Occupied housing units                         | 5 767                        | 3 101                        | 2 666           | —                            | 16 988                        | 415                          | 2 010    | 3 362         | 1 080        | 6 482          | 3 639            | —                            |
| Condominium housing units                      | 47                           | —                            | 47              | —                            | 138                           | —                            | —        | —             | 6            | 15             | 117              | —                            |
| <b>HOUSEHOLD TYPE AND AGE OF HOUSEHOLDER</b>   |                              |                              |                 |                              |                               |                              |          |               |              |                |                  |                              |
| Married-couple families                        | 3 749                        | 2 170                        | 1 579           | —                            | 4 711                         | 136                          | 777      | 957           | 313          | 1 694          | 834              | —                            |
| 15 to 24 years                                 | 27                           | 6                            | 19              | —                            | 408                           | —                            | 7        | 93            | 18           | 212            | 78               | —                            |
| 25 to 34 years                                 | 410                          | 239                          | 171             | —                            | 1 615                         | 38                           | 254      | 304           | 130          | 659            | 230              | —                            |
| 35 to 44 years                                 | 1 069                        | 688                          | 381             | —                            | 1 146                         | 40                           | 187      | 241           | 91           | 395            | 192              | —                            |
| 45 to 64 years                                 | 1 845                        | 1 002                        | 843             | —                            | 1 102                         | 58                           | 248      | 275           | 52           | 274            | 195              | —                            |
| 65 years and over                              | 398                          | 233                          | 165             | —                            | 440                           | —                            | 81       | 44            | 22           | 154            | 139              | —                            |
| Male householder, no wife present              | 500                          | 189                          | 311             | —                            | 3 476                         | 66                           | 297      | 651           | 245          | 1 324          | 893              | —                            |
| 15 to 24 years                                 | 16                           | 4                            | 12              | —                            | 481                           | —                            | 19       | 108           | 51           | 205            | 98               | —                            |
| 25 to 34 years                                 | 114                          | 62                           | 52              | —                            | 1 250                         | 11                           | 84       | 193           | 92           | 489            | 381              | —                            |
| 35 to 44 years                                 | 116                          | 48                           | 68              | —                            | 647                           | —                            | 67       | 117           | 38           | 247            | 178              | —                            |
| 45 to 64 years                                 | 194                          | 57                           | 137             | —                            | 880                           | 46                           | 113      | 204           | 38           | 319            | 160              | —                            |
| 65 years and over                              | 60                           | 18                           | 42              | —                            | 218                           | 9                            | 14       | 29            | 26           | 64             | 76               | —                            |
| Female householder, no husband present         | 1 518                        | 742                          | 776             | —                            | 8 801                         | 213                          | 936      | 1 754         | 522          | 3 464          | 1 912            | —                            |
| 15 to 24 years                                 | 14                           | 6                            | 8               | —                            | 1 151                         | 6                            | 80       | 213           | 75           | 627            | 150              | —                            |
| 25 to 34 years                                 | 181                          | 74                           | 107             | —                            | 2 694                         | 51                           | 241      | 492           | 127          | 1 240          | 543              | —                            |
| 35 to 44 years                                 | 328                          | 166                          | 162             | —                            | 1 919                         | 87                           | 175      | 449           | 164          | 686            | 358              | —                            |
| 45 to 64 years                                 | 627                          | 279                          | 348             | —                            | 2 106                         | 55                           | 317      | 410           | 119          | 736            | 469              | —                            |
| 65 years and over                              | 368                          | 217                          | 151             | —                            | 931                           | 14                           | 123      | 190           | 37           | 175            | 392              | —                            |
| Median age                                     | 49.1                         | 48.5                         | 49.7            | —                            | 37.2                          | 42.9                         | 42.1     | 38.2          | 36.6         | 34.2           | 39.2             | —                            |
| <b>YEAR HOUSEHOLDER MOVED INTO UNIT</b>        |                              |                              |                 |                              |                               |                              |          |               |              |                |                  |                              |
| 1979 to March 1980                             | 536                          | 243                          | 293             | —                            | 5 344                         | 60                           | 521      | 990           | 291          | 2 242          | 1 240            | —                            |
| 1975 to 1978                                   | 1 139                        | 631                          | 508             | —                            | 6 576                         | 130                          | 568      | 1 192         | 521          | 2 559          | 1 606            | —                            |
| 1970 to 1974                                   | 1 406                        | 845                          | 561             | —                            | 3 052                         | 87                           | 457      | 571           | 153          | 1 181          | 603              | —                            |
| 1960 to 1969                                   | 1 476                        | 762                          | 714             | —                            | 1 572                         | 109                          | 312      | 473           | 92           | 442            | 144              | —                            |
| 1959 or earlier                                | 1 210                        | 620                          | 590             | —                            | 444                           | 29                           | 152      | 136           | 23           | 58             | 46               | —                            |
| <b>ROOMS</b>                                   |                              |                              |                 |                              |                               |                              |          |               |              |                |                  |                              |
| 1 room   | 13                           | —                            | 13              | —                            | 884                           | —                            | —        | 11            | 37           | 383            | 453              | —                            |
| 2 rooms  | 46                           | —                            | 46              | —                            | 1 456                         | 6                            | 27       | 103           | 73           | 622            | 625              | —                            |
| 3 rooms  | 201                          | 13                           | 188             | —                            | 5 316                         | 36                           | 99       | 571           | 305          | 2 850          | 1 455            | —                            |
| 4 rooms  | 303                          | 47                           | 256             | —                            | 3 805                         | 54                           | 407      | 914           | 220          | 1 650          | 560              | —                            |
| 5 rooms  | 1 228                        | 245                          | 983             | —                            | 3 956                         | 38                           | 1 038    | 1 321         | 339          | 796            | 424              | —                            |
| 6 rooms  | 1 133                        | 601                          | 532             | —                            | 1 117                         | 122                          | 303      | 369           | 97           | 134            | 92               | —                            |
| 7 or more rooms                                | 2 843                        | 2 195                        | 648             | —                            | 454                           | 159                          | 136      | 73            | 9            | 47             | 30               | —                            |
| Median   | 6.5                          | 7.4                          | 5.3             | —                            | 3.7                           | 6.1                          | 5.0      | 4.6           | 4.1          | 3.3            | 3.0              | —                            |
| <b>PLUMBING FACILITIES BY PERSONS PER ROOM</b> |                              |                              |                 |                              |                               |                              |          |               |              |                |                  |                              |
| Complete plumbing for exclusive use            | 5 707                        | 3 101                        | 2 606           | —                            | 16 364                        | 415                          | 1 951    | 3 272         | 1 035        | 6 219          | 3 472            | —                            |
| 0.50 or less                                   | 2 979                        | 1 750                        | 1 229           | —                            | 7 308                         | 208                          | 839      | 1 637         | 370          | 2 516          | 1 738            | —                            |
| 0.51 to 1.00                                   | 2 505                        | 1 285                        | 1 220           | —                            | 7 997                         | 183                          | 1 006    | 1 464         | 554          | 3 211          | 1 579            | —                            |
| 1.01 to 1.50                                   | 163                          | 63                           | 100             | —                            | 785                           | 24                           | 87       | 164           | 101          | 326            | 83               | —                            |
| 1.51 or more                                   | 60                           | 3                            | 57              | —                            | 274                           | —                            | 19       | 7             | 10           | 166            | 72               | —                            |
| Lacking complete plumbing for exclusive use    | 60                           | —                            | 60              | —                            | 624                           | —                            | 59       | 90            | 45           | 263            | 167              | —                            |
| 0.50 or less                                   | 16                           | —                            | 16              | —                            | 247                           | —                            | 17       | 45            | 20           | 102            | 63               | —                            |
| 0.51 to 1.00                                   | 28                           | —                            | 28              | —                            | 315                           | —                            | 36       | 45            | 25           | 119            | 90               | —                            |
| 1.01 to 1.50                                   | 9                            | —                            | 9               | —                            | 27                            | —                            | 6        | —             | —            | 12             | 9                | —                            |
| 1.51 or more                                   | 7                            | —                            | 7               | —                            | 35                            | —                            | —        | —             | —            | 30             | 5                | —                            |
| <b>BEDROOMS</b>                                |                              |                              |                 |                              |                               |                              |          |               |              |                |                  |                              |
| None   | 18                           | —                            | 18              | —                            | 983                           | —                            | —        | 11            | 45           | 442            | 485              | —                            |
| 1  | 398                          | 44                           | 354             | —                            | 7 379                         | 74                           | 253      | 835           | 385          | 3 647          | 2 185            | —                            |
| 2  | 1 207                        | 272                          | 935             | —                            | 5 746                         | 65                           | 1 128    | 1 657         | 348          | 1 861          | 687              | —                            |
| 3  | 1 932                        | 1 099                        | 833             | —                            | 2 387                         | 142                          | 530      | 730           | 246          | 487            | 252              | —                            |
| 4  | 1 108                        | 817                          | 291             | —                            | 347                           | 68                           | 53       | 109           | 42           | 45             | 30               | —                            |
| 5 or more                                      | 1 104                        | 869                          | 235             | —                            | 146                           | 66                           | 46       | 20            | 14           | —              | —                | —                            |
| <b>HOUSEHOLD INCOME IN 1979</b>                |                              |                              |                 |                              |                               |                              |          |               |              |                |                  |                              |
| Less than \$5,000                              | 463                          | 202                          | 261             | —                            | 3 754                         | 71                           | 287      | 764           | 232          | 1 488          | 912              | —                            |
| \$5,000 to \$9,999                             | 491                          | 170                          | 321             | —                            | 3 633                         | 105                          | 351      | 782           | 332          | 1 391          | 672              | —                            |
| \$10,000 to \$12,499                           | 445                          | 222                          | 223             | —                            | 2 093                         | 21                           | 252      | 331           | 122          | 844            | 523              | —                            |
| \$12,500 to \$14,999                           | 306                          | 166                          | 140             | —                            | 1 354                         | —                            | 167      | 297           | 100          | 520            | 262              | —                            |
| \$15,000 to \$19,999                           | 764                          | 356                          | 408             | —                            | 2 293                         | 49                           | 323      | 399           | 80           | 924            | 518              | —                            |
| \$20,000 to \$24,999                           | 787                          | 443                          | 344             | —                            | 1 623                         | 65                           | 230      | 393           | 84           | 603            | 248              | —                            |
| \$25,000 to \$34,999                           | 1 326                        | 747                          | 579             | —                            | 1 621                         | 86                           | 289      | 294           | 70           | 521            | 361              | —                            |
| \$35,000 to \$49,999                           | 879                          | 580                          | 299             | —                            | 481                           | 5                            | 73       | 80            | 34           | 162            | 127              | —                            |
| \$50,000 or more                               | 306                          | 215                          | 91              | —                            | 136                           | 13                           | 38       | 22            | 18           | 29             | 16               | —                            |
| Median   | \$22 098                     | \$24 833                     | \$19 807        | —                            | \$11 322                      | \$16 544                     | \$14 222 | \$11 020      | \$9 556      | \$11 072       | \$11 126         | —                            |
| Mean   | \$23 926                     | \$26 257                     | \$21 215        | —                            | \$13 317                      | \$16 478                     | \$16 208 | \$12 923      | \$12 330     | \$12 684       | \$13 144         | —                            |
| <b>SELECTED CHARACTERISTICS</b>                |                              |                              |                 |                              |                               |                              |          |               |              |                |                  |                              |
| <b>Heating equipment</b>                       | 5 767                        | 3 101                        | 2 666           | —                            | 16 988                        | 415                          | 2 010    | 3 362         | 1 080        | 6 482          | 3 639            | —                            |
| Steam or hot water system                      | 4 450                        | 2 376                        | 2 074           | —                            | 12 679                        | 282                          | 1 558    | 2 720         | 800          | 4 793          | 2 526            | —                            |
| Central warm-air furnace or electric heat pump | 683                          | 414                          | 269             | —                            | 2 050                         | 20                           | 160      | 275           | 114          | 781            | 700              | —                            |
| Other built-in electric units                  | 57                           | 21                           | 36              | —                            | 690                           | —                            | 47       | 38            | 77           | 342            | 186              | —                            |
| Floor, wall, or pipeless furnace               | 97                           | 57                           | 40              | —                            | 385                           | 35                           | 58       | 38            | 28           | 133            | 93               | —                            |
| Other means                                    | 480                          | 233                          | 247             | —                            | 1 184                         | 78                           | 187      | 291           | 61           | 433            | 134              | —                            |
| <b>Air conditioning</b>                        | 3 498                        | 1 883                        | 1 615           | —                            | 6 614                         | 170                          | 758      | 1 286         | 397          | 2 062          | 1 941            | —                            |
| Central system                                 | 338                          | 201                          | 137             | —                            | 1 694                         | —                            | 105      | 220           | 110          | 334            | 925              | —                            |
| <b>Vehicles available</b>                      | 5 130                        | 2 786                        | 2 344           | —                            | 9 886                         | 304                          | 1 363    | 2 039         | 567          | 3 429          | 2 184            | —                            |
| 1  | 2 410                        | 1 260                        | 1 150           | —                            | 8 020                         | 164                          | 986      | 1 595         | 483          | 3 001          | 1 791            | —                            |
| 2 or more                                      | 2 720                        | 1 526                        | 1 194           | —                            | 1 866                         | 140                          | 377      | 444           | 84           | 428            | 393              | —                            |
| <b>House heating fuel</b>                      | 5 767                        | 3 101                        | 2 666           | —                            | 16 988                        | 415                          | 2 010    | 3 362         | 1 080        | 6 482          | 3 639            | —                            |
| Utility gas                                    | 2 140                        | 1 369                        | 771             | —                            | 4 128                         | 127                          | 726      | 961           | 143          | 1 452          | 719              | —                            |
| Bottled, tank, or LP gas                       | 70                           | 37                           | 33              | —                            | 232                           | 27                           | 47       | 43            | —            | 75             | 40               | —                            |
| Electricity                                    | 132                          | 57                           | 75              | —                            | 979                           | 9                            | 67       | 116           | 99           | 434            | 254              | —                            |
| Fuel oil, kerosene, etc.                       | 3 364                        | 1 589                        | 1 775           | —                            | 11 488                        | 252                          | 1 123    | 2 224         | 838          | 4 448          | 2 603            | —                            |
| Other  | 61                           | 49                           | 12              | —                            | 161                           | —                            | 47       | 18            | —            | 73             | 23               | —                            |
| <b>Water heating fuel</b>                      | 5 767                        | 3 101                        | 2 666           | —                            | 16 961                        | 415                          | 2 010    | 3 352         | 1 080        | 6 470          | 3 634            | —                            |
| Utility gas                                    | 3 543                        | 2 116                        | 1 427           | —                            | 6 135                         | 250                          | 1 095    | 1 449         | 278          | 2 189          | 874              | —                            |
| Bottled, tank, or LP gas                       | 271                          | 151                          | 120             | —                            | 586                           | 27                           | 59       | 149           | 28           | 191            | 132              | —                            |
| Electricity                                    | 143                          | 77                           | 66              | —                            | 771                           | 9                            | 95       | 94            | 44           | 329            | 200              | —                            |
| Fuel oil, kerosene, etc.                       | 1 797                        | 751                          | 1 046           | —                            | 9 350                         | 129                          | 754      | 1 651         | 720          | 3 691          | 2 405            | —                            |
| Other  | 13                           | 6                            | 7               | —                            | 119                           | —                            | 7        | 9             | 10           | 70             | 23               | —                            |
| <b>Family householder</b>                      | 5 024                        | 2 802                        | 2 222           | —                            | 10 371                        | 308                          | 1 565    | 2 306         | 747          | 3 862          | 1 583            | —                            |
| With own children under 18 years               | 2 763                        | 1 673                        | 1 090           | —                            | 6 857                         | 218                          | 937      | 1 587         | 542          | 2 594          | 979              | —                            |
| With own children under 6 years                | 778                          | 444                          | 334             | —                            | 3 103                         | 79                           | 381      | 608           | 255          | 1 346          | 434              | —                            |
| <b>Female householder, no husband present</b>  | 1 018                        | 529                          | 489             | —                            | 4 985                         | 123                          | 664      | 1 209         | 348          | 1 945          | 696              | —                            |
| With own children under 18 years               | 477                          | 239                          | 238             | —                            | 3 904                         | 104                          | 460      | 922           | 281          | 1 609          | 528              | —                            |
| With own children under 6 years                | 73                           | 19                           | 54              | —                            | 1 487                         | 42                           | 96       | 292           | 114          | 771            | 172              | —                            |
| <b>Nonfamily householder</b>                   | 743                          | 299                          | 444             | —                            | 6 617                         | 107                          | 445      | 1 056         | 333          | 2 620          | 2 056            | —                            |
| Income in 1979 below poverty level             | 531                          | 192                          | 339             |                              |                               |                              |          |               |              |                |                  |                              |



Table B—33. Owner- and Renter-Occupied Housing Units With a Black Householder by Size of Household: 1980

[Data are estimates based on a sample, see Introduction. For meaning of symbols, see Introduction. For definitions of terms, see appendixes A and B.]

| East Orange city  | Total         | 1 person     | 2 persons    | 3 persons    | 4 persons    | 5 persons    | 6 persons  | 7 persons  | 8 or more persons | Median      | Total persons |
|---|---------------|--------------|--------------|--------------|--------------|--------------|------------|------------|-------------------|-------------|---------------|
| <b>Owner-occupied housing units</b> .....                                   | <b>5 767</b>  | <b>592</b>   | <b>1 168</b> | <b>1 146</b> | <b>1 147</b> | <b>785</b>   | <b>418</b> | <b>308</b> | <b>203</b>        | <b>3.48</b> | <b>23 524</b> |
| Nonrelatives present .....  | 536           | —            | 134          | 105          | 71           | 104          | 53         | 49         | 20                | 3.91        | 2 538         |
| <b>ROOMS</b>  |               |              |              |              |              |              |            |            |                   |             |               |
| 1 to 3 rooms .....  | 260           | 142          | 68           | 29           | 14           | —            | 7          | —          | —                 | 1.42        | 475           |
| 4 rooms .....   | 303           | 77           | 75           | 80           | 37           | 16           | 9          | —          | 9                 | 2.49        | 965           |
| 5 rooms .....   | 1 228         | 148          | 406          | 304          | 189          | 76           | 68         | 21         | 16                | 2.70        | 4 004         |
| 6 rooms .....   | 1 133         | 132          | 224          | 292          | 243          | 197          | 27         | 13         | 5                 | 3.22        | 4 138         |
| 7 rooms .....   | 976           | 15           | 125          | 149          | 303          | 198          | 93         | 70         | 23                | 4.16        | 4 800         |
| 8 or more rooms .....   | 1 867         | 78           | 270          | 292          | 361          | 298          | 214        | 204        | 150               | 4.31        | 9 142         |
| Median .....  | 6.5           | 5.0          | 5.7          | 6.0          | 6.8          | 7.0          | 7.6        | 8.2        | 8.4               | ...         | ...           |
| <b>PLUMBING FACILITIES BY PERSONS PER ROOM</b>                              |               |              |              |              |              |              |            |            |                   |             |               |
| <b>Complete plumbing for exclusive use</b> .....                            | <b>5 707</b>  | <b>586</b>   | <b>1 158</b> | <b>1 139</b> | <b>1 132</b> | <b>785</b>   | <b>402</b> | <b>302</b> | <b>203</b>        | <b>3.47</b> | <b>23 263</b> |
| 1.00 or less .....  | 5 484         | 586          | 1 154        | 1 139        | 1 118        | 769          | 334        | 268        | 116               | 3.38        | 21 187        |
| 1.01 to 1.50 .....  | 163           | —            | —            | —            | 6            | 16           | 68         | 34         | 39                | 6.38        | 1 422         |
| 1.51 or more .....  | 60            | —            | 4            | —            | 8            | —            | —          | —          | 48                | 8.32        | 654           |
| <b>Lacking complete plumbing for exclusive use</b> .....                    | <b>60</b>     | <b>6</b>     | <b>10</b>    | <b>7</b>     | <b>15</b>    | <b>—</b>     | <b>16</b>  | <b>6</b>   | <b>—</b>          | <b>3.97</b> | <b>261</b>    |
| 1.00 or less .....  | 44            | 6            | 10           | 7            | 15           | —            | —          | 6          | —                 | 3.36        | 188           |
| 1.01 to 1.50 .....  | 9             | —            | —            | —            | —            | —            | 9          | —          | —                 | 6.00        | 33            |
| 1.51 or more .....  | 7             | —            | —            | —            | —            | —            | 7          | —          | —                 | 6.00        | 40            |
| <b>UNITS IN STRUCTURE</b>   |               |              |              |              |              |              |            |            |                   |             |               |
| 1, detached or attached .....   | 3 101         | 206          | 534          | 565          | 726          | 486          | 262        | 189        | 133               | 3.84        | 13 568        |
| 2 or more .....   | 2 666         | 386          | 634          | 581          | 421          | 299          | 156        | 119        | 70                | 3.04        | 9 956         |
| Mobile home or trailer, etc. ....   | —             | —            | —            | —            | —            | —            | —          | —          | —                 | —           | —             |
| <b>VALUE</b>  |               |              |              |              |              |              |            |            |                   |             |               |
| <b>Specified owner-occupied housing units</b> .....                         | <b>2 918</b>  | <b>184</b>   | <b>465</b>   | <b>521</b>   | <b>700</b>   | <b>486</b>   | <b>262</b> | <b>182</b> | <b>118</b>        | <b>3.91</b> | <b>12 864</b> |
| Less than \$10,000 .....  | 15            | —            | —            | —            | —            | —            | —          | —          | 15                | 8.44        | 171           |
| \$10,000 to \$19,999 .....  | 196           | 10           | 29           | 53           | 43           | 18           | 15         | 28         | —                 | 3.64        | 825           |
| \$20,000 to \$29,999 .....  | 721           | 67           | 73           | 81           | 167          | 120          | 85         | 76         | 52                | 4.34        | 3 334         |
| \$30,000 to \$39,999 .....  | 831           | 56           | 153          | 161          | 215          | 148          | 60         | 19         | 19                | 3.71        | 3 163         |
| \$40,000 to \$49,999 .....  | 722           | 44           | 120          | 139          | 185          | 127          | 55         | 30         | 22                | 3.81        | 3 159         |
| \$50,000 to \$59,999 .....  | 321           | 7            | 75           | 75           | 62           | 43           | 36         | 13         | 10                | 3.56        | 1 562         |
| \$60,000 to \$79,999 .....  | 80            | —            | —            | 5            | 19           | 30           | 11         | 9          | —                 | 4.83        | 533           |
| \$80,000 to \$99,999 .....  | 18            | —            | 9            | —            | 9            | —            | —          | —          | —                 | 3.00        | 54            |
| \$100,000 to \$149,999 .....  | —             | —            | —            | —            | —            | —            | —          | —          | —                 | —           | —             |
| \$150,000 or more .....   | 14            | —            | —            | 7            | —            | —            | —          | 7          | —                 | 5.00        | 63            |
| Median .....  | \$36 600      | \$31 900     | \$37 800     | \$36 900     | \$37 400     | \$38 200     | \$36 100   | \$25 700   | \$28 600          | ...         | ...           |
| <b>SELECTED CHARACTERISTICS</b>   |               |              |              |              |              |              |            |            |                   |             |               |
| <b>All income levels in 1979</b> .....                                      | <b>5 767</b>  | <b>592</b>   | <b>1 168</b> | <b>1 146</b> | <b>1 147</b> | <b>785</b>   | <b>418</b> | <b>308</b> | <b>203</b>        | <b>3.48</b> | <b>23 524</b> |
| Median income .....   | \$22 098      | \$10 032     | \$18 500     | \$23 140     | \$24 601     | \$26 932     | \$28 875   | \$26 855   | \$34 657          | ...         | ...           |
| Median selected monthly owner costs as percentage of household income ..... | 22.7          | 47.3         | 24.1         | 20.3         | 21.4         | 22.4         | 20.5       | 23.5       | 19.8              | ...         | ...           |
| With a mortgage .....   | 23.8          | 36.5         | 27.7         | 24.7         | 22.6         | 23.0         | 21.3       | 25.0       | 19.8              | ...         | ...           |
| Not mortgaged .....   | 19.3          | 50+          | 19.9         | 15.7         | 15.1         | 20.1         | 16.3       | 20.5       | —                 | ...         | ...           |
| <b>Income in 1979 below poverty level</b> .....                             | <b>531</b>    | <b>141</b>   | <b>70</b>    | <b>95</b>    | <b>42</b>    | <b>81</b>    | <b>47</b>  | <b>47</b>  | <b>8</b>          | <b>3.07</b> | <b>...</b>    |
| Median income .....   | \$2500—       | \$2500—      | \$2500—      | \$2500—      | \$2500—      | \$4 519      | \$3 224    | \$6 806    | \$2500—           | ...         | ...           |
| Median selected monthly owner costs as percentage of household income ..... | 50+           | 50+          | 50+          | 50+          | 50+          | 50+          | 50+        | 50+        | 50+               | ...         | ...           |
| With a mortgage .....   | 50+           | —            | 50+          | 50+          | 50+          | 50+          | 50+        | 50+        | 50+               | ...         | ...           |
| Not mortgaged .....   | 50+           | 50+          | 50+          | —            | 32.5         | 17.5         | —          | —          | —                 | ...         | ...           |
| <b>Renter-occupied housing units</b> .....                                  | <b>16 988</b> | <b>5 761</b> | <b>4 466</b> | <b>2 931</b> | <b>1 956</b> | <b>1 129</b> | <b>425</b> | <b>230</b> | <b>90</b>         | <b>2.11</b> | <b>40 342</b> |
| Nonrelatives present .....  | 1 650         | —            | 727          | 471          | 173          | 131          | 87         | 54         | 7                 | 2.71        | 5 047         |
| <b>ROOMS</b>  |               |              |              |              |              |              |            |            |                   |             |               |
| 1 room .....  | 884           | 724          | 147          | 13           | —            | —            | —          | —          | —                 | 1.11        | 1 049         |
| 2 rooms .....   | 1 456         | 1 002        | 386          | 35           | 15           | 18           | —          | —          | —                 | 1.23        | 1 944         |
| 3 rooms .....   | 5 316         | 2 580        | 1 739        | 706          | 221          | 41           | 21         | 8          | —                 | 1.54        | 8 892         |
| 4 rooms .....   | 3 805         | 816          | 1 154        | 1 006        | 601          | 154          | 46         | 24         | 4                 | 2.44        | 9 341         |
| 5 rooms .....   | 3 956         | 526          | 833          | 884          | 819          | 612          | 196        | 68         | 18                | 3.20        | 12 559        |
| 6 rooms .....   | 1 117         | 84           | 146          | 216          | 237          | 230          | 119        | 49         | 36                | 3.97        | 4 269         |
| 7 or more rooms .....   | 454           | 29           | 61           | 71           | 63           | 74           | 43         | 81         | 32                | 4.54        | 2 288         |
| Median .....  | 3.7           | 2.9          | 3.5          | 4.2          | 4.7          | 5.1          | 5.2        | 5.8        | 6.1               | ...         | ...           |
| <b>PLUMBING FACILITIES BY PERSONS PER ROOM</b>                              |               |              |              |              |              |              |            |            |                   |             |               |
| <b>Complete plumbing for exclusive use</b> .....                            | <b>16 364</b> | <b>5 520</b> | <b>4 307</b> | <b>2 803</b> | <b>1 909</b> | <b>1 100</b> | <b>425</b> | <b>210</b> | <b>90</b>         | <b>2.12</b> | <b>38 813</b> |
| 1.00 or less .....  | 15 305        | 5 520        | 4 176        | 2 761        | 1 682        | 904          | 162        | 75         | 25                | 2.01        | 33 791        |
| 1.01 to 1.50 .....  | 785           | —            | —            | 35           | 212          | 142          | 242        | 111        | 43                | 5.51        | 3 946         |
| 1.51 or more .....  | 274           | —            | 131          | 7            | 15           | 54           | 21         | 24         | 22                | 3.36        | 1 076         |
| <b>Lacking complete plumbing for exclusive use</b> .....                    | <b>624</b>    | <b>241</b>   | <b>159</b>   | <b>128</b>   | <b>47</b>    | <b>29</b>    | <b>—</b>   | <b>20</b>  | <b>—</b>          | <b>1.95</b> | <b>1 529</b>  |
| 1.00 or less .....  | 562           | 241          | 143          | 122          | 38           | 12           | —          | 6          | —                 | 1.78        | 1 297         |
| 1.01 to 1.50 .....  | 27            | —            | —            | —            | 9            | 12           | —          | 6          | —                 | 4.88        | 116           |
| 1.51 or more .....  | 35            | —            | 16           | 6            | —            | 5            | —          | 8          | —                 | 2.75        | 116           |
| <b>UNITS IN STRUCTURE</b>   |               |              |              |              |              |              |            |            |                   |             |               |
| 1, detached or attached .....   | 415           | 89           | 66           | 75           | 60           | 33           | 36         | 42         | 14                | 3.20        | 1 501         |
| 2 .....   | 2 010         | 389          | 385          | 502          | 367          | 243          | 57         | 45         | 22                | 2.96        | 6 062         |
| 3 and 4 .....   | 3 362         | 867          | 939          | 615          | 523          | 243          | 128        | 39         | 8                 | 2.37        | 8 564         |
| 5 to 9 .....  | 1 080         | 292          | 263          | 168          | 156          | 115          | 59         | 21         | 6                 | 2.44        | 2 913         |
| 10 to 49 .....  | 6 482         | 2 238        | 1 945        | 1 110        | 637          | 344          | 117        | 65         | 26                | 2.02        | 14 507        |
| 50 or more .....  | 3 639         | 1 886        | 868          | 461          | 213          | 151          | 28         | 18         | 14                | 1.46        | 6 795         |
| Mobile home or trailer, etc. ....   | —             | —            | —            | —            | —            | —            | —          | —          | —                 | —           | —             |
| <b>GROSS RENT</b>   |               |              |              |              |              |              |            |            |                   |             |               |
| <b>Specified renter-occupied housing units</b> .....                        | <b>16 941</b> | <b>5 761</b> | <b>4 452</b> | <b>2 931</b> | <b>1 947</b> | <b>1 122</b> | <b>425</b> | <b>223</b> | <b>80</b>         | <b>2.11</b> | <b>40 040</b> |
| Less than \$100 .....   | 670           | 489          | 103          | 4            | 29           | 45           | —          | —          | —                 | 1.19        | 975           |
| \$100 to \$149 .....  | 428           | 253          | 82           | 41           | 38           | —            | 10         | 4          | —                 | 1.35        | 859           |
| \$150 to \$199 .....  | 1 286         | 614          | 401          | 133          | 80           | 46           | —          | 8          | 4                 | 1.57        | 2 311         |
| \$200 to \$249 .....  | 4 040         | 1 884        | 1 258        | 439          | 289          | 121          | 21         | 17         | 11                | 1.61        | 7 253         |
| \$250 to \$299 .....  | 5 040         | 1 556        | 1 421        | 1 063        | 604          | 251          | 107        | 34         | 4                 | 2.18        | 11 427        |
| \$300 to \$349 .....  | 2 941         | 647          | 631          | 586          | 496          | 351          | 157        | 50         | 23                | 2.83        | 8 393         |
| \$350 to \$399 .....  | 1 383         | 197          | 351          | 3.2          | 190          | 176          | 67         | 60         | 20                | 2.95        | 4 529         |
| \$400 to \$499 .....  | 853           | 97           | 161          | 239          | 168          | 100          | 47         | 27         | 14                | 3.21        | 3 126         |
| \$500 or more .....   | 161           | —            | 29           | 53           | 24           | 25           | 16         | 10         | 4                 | 3.47        | 709           |
| No cash rent .....  | 139           | 24           | 15           | 51           | 29           | 7            | —          | 13         | —                 | 3.10        | 458           |
| Median .....  | \$242         | \$242        | \$262        | \$290        | \$293        | \$313        | \$324      | \$342      | \$346             | ...         | ...           |
| <b>SELECTED CHARACTERISTICS</b>   |               |              |              |              |              |              |            |            |                   |             |               |
| <b>All income levels in 1979</b> .....                                      | <b>16 988</b> | <b>5 761</b> | <b>4 466</b> | <b>2 931</b> | <b>1 956</b> | <b>1 129</b> | <b>425</b> | <b>230</b> | <b>90</b>         | <b>2.11</b> | <b>40 342</b> |
| Median income .....   | \$11 322      | \$9 314      | \$11 952     | \$12 177     | \$12 202     | \$16 503     | \$15 594   | \$12 391   | \$23 750          | ...         | ...           |
| Median gross rent as percentage of household income .....                   | 26.6          | 28.0         | 24.4         | 27.5         | 27.4         | 22.9         | 26.8       | 35.8       | 25.0              | ...         | ...           |
| <b>Income in 1979 below poverty level</b> .....                             | <b>4 261</b>  | <b>1 332</b> | <b>879</b>   | <b>861</b>   | <b>566</b>   | <b>332</b>   | <b>144</b> | <b>107</b> | <b>40</b>         | <b>2.41</b> | <b>...</b>    |
| Median income .....   | \$3 215       | \$2500—      | \$3 022      | \$3 458      | \$4 248      | \$6 055      | \$6 714    | \$6 348    | \$5 417           | ...         | ...           |
| Median gross rent as percentage of household income .....                   | 50+           | 50+          | 50+          | 50+          | 50+          | 50+          | 50+        | 50+        | 50+               | ...         | ...           |

Table B — 34. Household Composition and Age of Householder for Owner- and Renter-Occupied Housing Units With a Black Householder: 1980

[Data are estimates based on a sample, see Introduction. For meaning of symbols, see Introduction. For definitions of terms, see appendices A and B.]

| East Orange city  | Married-couple families |       |                |       |                |       | Male householder, no wife present |       |                   |       |                |       | Female householder, no husband present |       |                |       |                |      | Median age |                   |  |  |
|---|-------------------------|-------|----------------|-------|----------------|-------|-----------------------------------|-------|-------------------|-------|----------------|-------|--|-------|----------------|-------|----------------|------|------------|-------------------|--|--|
|   | 15 to 24 years          |       | 25 to 34 years |       | 35 to 44 years |       | 45 to 64 years                    |       | 65 years and over |       | 15 to 24 years |       | 25 to 34 years                         |       | 35 to 44 years |       | 45 to 64 years |      |            | 65 years and over |  |  |
|   | Total                   | 5 767 | 87             | 410   | 1 069          | 1 845 | 398                               | 16    | 114               | 116   | 194            | 60    | 14                                     | 181   | 328            | 627   | 368            | 49.1 |            |                   |  |  |
| <b>Owner-occupied housing units</b>   |                         |       |                |       |                |       |                                   |       |                   |       |                |       |  |       |                |       |                |      |            |                   |  |  |
| <b>PERSONS IN UNIT</b>  |                         |       |                |       |                |       |                                   |       |                   |       |                |       |  |       |                |       |                |      |            |                   |  |  |
| 1 person  | 592                     | —     | —              | —     | —              | —     | —                                 | 8     | 28                | 28    | 85             | 13    | 8                                      | 32    | 37             | 181   | 172            | 59.4 |            |                   |  |  |
| 2 persons   | 1 168                   | —     | —              | —     | —              | —     | 8                                 | 34    | 21                | 39    | 25             | 13    | —                                      | 19    | 71             | 173   | 172            | 57.4 |            |                   |  |  |
| 3 persons   | 1 146                   | —     | —              | —     | —              | —     | 19                                | 133   | 473               | 96    | 15             | 15    | —                                      | 41    | 28             | 71    | 99             | 51.1 |            |                   |  |  |
| 4 persons   | 1 147                   | —     | —              | —     | —              | —     | —                                 | 26    | 373               | 343   | 35             | —     | 6                                      | 30    | 67             | 49    | 58             | 57.1 |            |                   |  |  |
| 5 persons   | 929                     | —     | —              | —     | —              | —     | —                                 | 104   | 197               | 291   | 9              | —     | —                                      | 27    | 47             | 49    | 20             | 42.7 |            |                   |  |  |
| 6 or more persons   | 348                     | —     | —              | —     | —              | —     | —                                 | 76    | 300               | 322   | 7              | —     | —                                      | 32    | 35             | 76    | 30             | 44.9 |            |                   |  |  |
| Median  | 4.21                    | 4.32  | 4.40           | 3.60  | 3.48           | 2.44  | 1.50                              | 2.35  | 2.76              | 1.81  | 2.18           | 1.38  | 1.38                                   | 3.46  | 3.29           | 2.27  | 1.67           | —    |            |                   |  |  |
| Total persons   | 23 524                  | 1 199 | 2 156          | 5 567 | 8 013          | 1 228 | 36                                | 353   | 407               | 561   | 155            | 35    | 35                                     | 731   | 1 302          | 1 999 | 842            | —    |            |                   |  |  |
| <b>PLUMBING FACILITIES BY PERSONS PER ROOM</b>  |                         |       |                |       |                |       |                                   |       |                   |       |                |       |  |       |                |       |                |      |            |                   |  |  |
| Complete plumbing for exclusive use   | 5 707                   | 37    | 410            | 1 058 | 1 832          | 393   | 16                                | 114   | 116               | 184   | 53             | 14    | 14                                     | 168   | 322            | 627   | 363            | 49.2 |            |                   |  |  |
| 1.01 or more persons per room   | 223                     | —     | 34             | 67    | 56             | 4     | 4                                 | —     | 6                 | 14    | 7              | —     | —                                      | 13    | 10             | 19    | 6              | 44.0 |            |                   |  |  |
| Lacking complete plumbing for exclusive use   | 60                      | —     | —              | —     | —              | 5     | —                                 | —     | —                 | —     | —              | —     | —                                      | —     | 6              | —     | —              | 45.0 |            |                   |  |  |
| 1.01 or more persons per room   | 16                      | —     | —              | —     | —              | —     | —                                 | —     | —                 | —     | —              | —     | —                                      | 9     | —              | —     | —              | 34.4 |            |                   |  |  |
| <b>MORTGAGE STATUS AND SELECTED MONTHLY OWNER COSTS AS PERCENTAGE OF HOUSEHOLD INCOME IN 1979</b> |                         |       |                |       |                |       |                                   |       |                   |       |                |       |  |       |                |       |                |      |            |                   |  |  |
| <b>Specified owner-occupied housing units</b>   |                         |       |                |       |                |       |                                   |       |                   |       |                |       |  |       |                |       |                |      |            |                   |  |  |
| With a mortgage   | 2 918                   | 8     | 208            | 677   | 933            | 211   | 4                                 | 53    | 48                | 52    | 12             | 6     | 6                                      | 70    | 166            | 260   | 210            | 48.1 |            |                   |  |  |
| Less than 15 percent  | 2 278                   | 8     | 185            | 633   | 764            | 110   | —                                 | 53    | 41                | 33    | —              | 6     | 6                                      | 65    | 152            | 133   | 95             | 45.0 |            |                   |  |  |
| 15 to 19 percent  | 448                     | —     | 22             | 149   | 225            | 24    | —                                 | 14    | 8                 | 10    | —              | —     | —                                      | 7     | 13             | 18    | 6              | 48.4 |            |                   |  |  |
| 20 to 24 percent  | 422                     | —     | 56             | 136   | 149            | 11    | —                                 | 7     | 20                | 10    | —              | —     | —                                      | 4     | 10             | 35    | 15             | 44.2 |            |                   |  |  |
| 25 to 29 percent  | 332                     | —     | 27             | 122   | 94             | 13    | —                                 | 9     | 13                | 13    | —              | —     | —                                      | 5     | 19             | 10    | —              | 46.5 |            |                   |  |  |
| 30 to 34 percent  | 289                     | —     | 34             | 58    | 122            | 28    | —                                 | 10    | —                 | 5     | —              | —     | —                                      | 30    | 15             | 15    | —              | 44.9 |            |                   |  |  |
| 35 percent or more  | 208                     | —     | 37             | 108   | 111            | 34    | —                                 | 13    | —                 | —     | —              | —     | —                                      | 19    | 95             | 55    | —              | 44.7 |            |                   |  |  |
| Not computed  | 547                     | 8     | 7              | 10    | 8              | —     | —                                 | —     | —                 | —     | —              | —     | —                                      | —     | —              | —     | 7              | 44.5 |            |                   |  |  |
| Median  | 23.8                    | 31.5  | 21.7           | 21.1  | 20.2           | 31.3  | —                                 | 28.1  | 18.1              | 25.6  | —              | —     | —                                      | 32.7  | 37.3           | 31.2  | 50.4           | —    |            |                   |  |  |
| <b>Not rented</b>   | 640                     | 23    | 23             | 44    | 169            | 101   | 4                                 | —     | 7                 | 19    | 12             | —     | —                                      | 5     | 14             | 127   | 115            | 60.5 |            |                   |  |  |
| Less than 10 percent  | 88                      | —     | 15             | 36    | 36             | 20    | —                                 | —     | —                 | 5     | —              | —     | —                                      | —     | —              | —     | —              | 55.0 |            |                   |  |  |
| 10 to 14 percent  | 144                     | —     | 15             | 54    | 54             | —     | —                                 | —     | —                 | —     | —              | —     | —                                      | —     | —              | —     | —              | 55.9 |            |                   |  |  |
| 15 to 19 percent  | 103                     | —     | 8              | 18    | 24             | —     | —                                 | —     | 7                 | —     | 8              | —     | —                                      | 5     | 7              | 12    | 7              | 55.0 |            |                   |  |  |
| 20 to 24 percent  | 113                     | —     | 21             | 21    | 17             | 42    | —                                 | —     | —                 | —     | —              | —     | —                                      | —     | —              | —     | —              | 55.9 |            |                   |  |  |
| 25 to 29 percent  | 41                      | —     | —              | —     | 15             | —     | —                                 | —     | —                 | —     | —              | —     | —                                      | —     | —              | —     | —              | 53.8 |            |                   |  |  |
| 30 to 34 percent  | 25                      | —     | —              | —     | 21             | —     | —                                 | —     | —                 | —     | —              | —     | —                                      | —     | —              | —     | —              | 53.9 |            |                   |  |  |
| 35 percent or more  | 126                     | —     | —              | —     | —              | 39    | —                                 | —     | —                 | —     | —              | —     | —                                      | —     | —              | —     | —              | 57.7 |            |                   |  |  |
| Not computed  | 19.3                    | —     | 13.8           | 19.7  | 14.5           | 23.6  | 12.5                              | —     | —                 | 37.8  | 13.8           | —     | —                                      | 17.5  | 15.0           | 14.9  | 26.8           | —    |            |                   |  |  |
| Median  | —                       | —     | —              | —     | —              | —     | —                                 | —     | —                 | —     | —              | —     | —                                      | —     | —              | —     | —              | —    |            |                   |  |  |
| <b>Renter-occupied housing units</b>  |                         |       |                |       |                |       |                                   |       |                   |       |                |       |  |       |                |       |                |      |            |                   |  |  |
| <b>PERSONS IN UNIT</b>  |                         |       |                |       |                |       |                                   |       |                   |       |                |       |  |       |                |       |                |      |            |                   |  |  |
| 1 person  | 5 761                   | 408   | 1 615          | 1 146 | 1 102          | 440   | 481                               | 1 250 | 647               | 880   | 218            | 1 151 | 2 654                                  | 1 919 | 2 106          | 931   | 37.2           |      |            |                   |  |  |
| 2 persons   | 4 466                   | —     | 508            | 1 911 | 454            | —     | 277                               | 792   | 460               | 634   | 175            | 358   | 844                                    | 504   | 964            | 753   | 40.8           |      |            |                   |  |  |
| 3 persons   | 2 931                   | 110   | 451            | 203   | 243            | 365   | 105                               | 256   | 120               | 131   | 38             | 419   | 708                                    | 445   | 499            | 117   | 36.4           |      |            |                   |  |  |
| 4 persons   | 1 956                   | 152   | 354            | 393   | 174            | 21    | 68                                | 137   | 35                | 76    | 5              | 266   | 523                                    | 374   | 315            | 40    | 33.6           |      |            |                   |  |  |
| 5 persons   | 1 129                   | 21    | 224            | 242   | 96             | 21    | 26                                | 40    | 25                | 35    | 5              | 70    | 353                                    | 192   | 141            | 15    | 35.3           |      |            |                   |  |  |
| 6 or more persons   | 745                     | 13    | 78             | 117   | 135            | 6     | 5                                 | 9     | 7                 | —     | —              | 18    | 196                                    | 214   | 97             | —     | 36.6           |      |            |                   |  |  |
| Median  | 2.11                    | 3.12  | 3.16           | 3.96  | 2.90           | 2.10  | 1.37                              | 1.29  | 1.20              | 1.19  | 1.12           | 2.02  | 2.21                                   | 2.53  | 1.68           | 1.12  | 41.0           |      |            |                   |  |  |
| Total persons   | 40 342                  | 1 168 | 5 192          | 4 320 | 3 587          | 1 034 | 858                               | 2 071 | 925               | 1 282 | 246            | 2 297 | 6 627                                  | 5 277 | 4 305          | 1 133 | —              |      |            |                   |  |  |
| <b>PLUMBING FACILITIES BY PERSONS PER ROOM</b>  |                         |       |                |       |                |       |                                   |       |                   |       |                |       |  |       |                |       |                |      |            |                   |  |  |
| Complete plumbing for exclusive use   | 16 364                  | 364   | 1 572          | 1 126 | 1 059          | 420   | 437                               | 1 158 | 628               | 810   | 218            | 1 115 | 2 595                                  | 1 893 | 2 047          | 902   | 37.3           |      |            |                   |  |  |
| 1.01 or more persons per room   | 1 059                   | 11    | 216            | 151   | 94             | 20    | 11                                | 28    | 29                | 70    | —              | 62    | 88                                     | 223   | 90             | 6     | 36.3           |      |            |                   |  |  |
| Lacking complete plumbing for exclusive use   | 62                      | 24    | 43             | 20    | 43             | —     | 44                                | 92    | 19                | 16    | —              | 36    | 99                                     | 26    | 59             | 29    | 46.1           |      |            |                   |  |  |
| 1.01 or more persons per room   | —                       | —     | —              | —     | —              | —     | —                                 | —     | —                 | —     | —              | —     | —                                      | —     | —              | —     | —              |      |            |                   |  |  |
| <b>GROSS RENT AS PERCENTAGE OF HOUSEHOLD INCOME IN 1979</b>                                       |                         |       |                |       |                |       |                                   |       |                   |       |                |       |  |       |                |       |                |      |            |                   |  |  |
| <b>Specified renter-occupied housing units</b>  |                         |       |                |       |                |       |                                   |       |                   |       |                |       |  |       |                |       |                |      |            |                   |  |  |
| Less than 15 percent  | 16 941                  | 468   | 1 615          | 1 122 | 1 095          | 440   | 481                               | 1 250 | 647               | 880   | 218            | 1 151 | 2 685                                  | 1 912 | 2 106          | 931   | 37.1           |      |            |                   |  |  |
| 15 to 19 percent  | 2 514                   | 69    | 501            | 321   | 299            | 63    | 50                                | 233   | 160               | 176   | 23             | 29    | 153                                    | 161   | 242            | 28    | 38.8           |      |            |                   |  |  |
| 20 to 24 percent  | 2 647                   | 56    | 371            | 244   | 180            | 24    | 50                                | 278   | 145               | 268   | 8              | 114   | 242                                    | 178   | 242            | 65    | 36.4           |      |            |                   |  |  |
| 25 to 29 percent  | 2 338                   | 95    | 162            | 189   | 122            | 73    | 56                                | 166   | 81                | 99    | 44             | 89    | 454                                    | 241   | 348            | 119   | 37.5           |      |            |                   |  |  |
| 30 to 34 percent  | 1 874                   | 42    | 203            | 87    | 146            | 79    | 26                                | 103   | 96                | 89    | 8              | 128   | 238                                    | 172   | 273            | 150   | 37.6           |      |            |                   |  |  |
| 35 to 49 percent  | 1 173                   | 10    | 72             | 95    | 64             | 21    | 26                                | 68    | 57                | 23    | 5              | 96    | 233                                    | 160   | 140            | 83    | 37.0           |      |            |                   |  |  |
| 50 percent or more  | 1 850                   | 18    | 82             | 76    | 92             | 59    | 35                                | 139   | 20                | 34    | 32             | 144   | 392                                    | 290   | 217            | 142   | 35.9           |      |            |                   |  |  |
| Not computed  | 3 774                   | 68    | 170            | 64    | 106            | 84    | 111                               | 177   | 35                | 84    | 88             | 519   | 777                                    | 652   | 507            | 282   | 35.7           |      |            |                   |  |  |
| Median  | 26.6                    | 25.3  | 18.8           | 19.4  | 21.0           | 25.5  | 28.6                              | 22.1  | 19.7              | 19.4  | 40.8           | 45.9  | 32.4                                   | 35.6  | 27.3           | 62    | 41.9           |      |            |                   |  |  |



Table B—35. Age and Sex of Householder in One-Person Households for Owner- and Renter-Occupied Housing Units With a Black Householder: 1980

[Data are estimates based on a sample, see Introduction. For meaning of symbols, see Introduction. For definitions of terms, see appendixes A and B.]

| East Orange city  | Male householder |                |                |                |                |                   | Female householder |                |                |                |                |                   |         |
|---|------------------|----------------|----------------|----------------|----------------|-------------------|--------------------|----------------|----------------|----------------|----------------|-------------------|---------|
|   | Total            | 15 to 24 years | 25 to 34 years | 35 to 44 years | 45 to 64 years | 65 years and over | Total              | 15 to 24 years | 25 to 34 years | 35 to 44 years | 45 to 64 years | 65 years and over |         |
| <b>Owner-occupied housing units</b> .....   | 592              | 162            | 8              | 28             | 28             | 85                | 13                 | 430            | 8              | 32             | 37             | 181               | 172     |
| <b>PLUMBING FACILITIES</b>  |                  |                |                |                |                |                   |                    |                |                |                |                |                   |         |
| Complete plumbing for exclusive use .....   | 586              | 162            | 8              | 28             | 28             | 85                | 13                 | 424            | 8              | 32             | 31             | 181               | 172     |
| Lacking complete plumbing for exclusive use .....                                   | 6                | —              | —              | —              | —              | —                 | —                  | 6              | —              | —              | 6              | —                 | —       |
| <b>UNITS IN STRUCTURE</b>   |                  |                |                |                |                |                   |                    |                |                |                |                |                   |         |
| 1, detached or attached .....   | 206              | 42             | —              | 9              | 8              | 21                | 4                  | 164            | —              | 4              | 17             | 56                | 87      |
| 2 or more .....   | 386              | 120            | 8              | 19             | 20             | 64                | 9                  | 266            | 8              | 28             | 20             | 125               | 85      |
| Mobile home or trailer, etc. ....   | —                | —              | —              | —              | —              | —                 | —                  | —              | —              | —              | —              | —                 | —       |
| <b>HOUSEHOLD INCOME IN 1979</b>   |                  |                |                |                |                |                   |                    |                |                |                |                |                   |         |
| Less than \$5,000 .....   | 183              | 12             | —              | —              | —              | 12                | —                  | 171            | —              | —              | —              | 48                | 123     |
| \$5,000 to \$9,999 .....  | 112              | 29             | 8              | —              | —              | 17                | 4                  | 83             | 8              | 6              | —              | 39                | 30      |
| \$10,000 to \$14,999 .....  | 79               | 22             | —              | 9              | 5              | 8                 | —                  | 57             | —              | —              | 6              | 44                | 7       |
| \$12,500 to \$14,999 .....  | 54               | 22             | —              | 6              | —              | 16                | —                  | 32             | —              | 4              | 24             | —                 | 4       |
| \$15,000 to \$19,999 .....  | 113              | 39             | —              | —              | 17             | 22                | —                  | 74             | —              | 22             | —              | 44                | 8       |
| \$20,000 to \$24,999 .....  | 28               | 15             | —              | —              | 6              | —                 | 9                  | 13             | —              | —              | 7              | 6                 | —       |
| \$25,000 to \$34,999 .....  | 18               | 18             | —              | 8              | —              | 10                | —                  | —              | —              | —              | —              | —                 | —       |
| \$35,000 to \$49,999 .....  | —                | —              | —              | —              | —              | —                 | —                  | —              | —              | —              | —              | —                 | —       |
| \$50,000 or more .....  | 5                | 5              | —              | 5              | —              | —                 | —                  | —              | —              | —              | —              | —                 | —       |
| Median .....  | \$10 032         | \$14 545       | \$8 750        | \$14 583       | \$17 778       | \$13 359          | \$20 694           | \$7 200        | \$8 750        | \$16 500       | \$13 802       | \$10 199          | \$3 432 |
| Mean .....  | \$10 553         | \$15 952       | \$9 910        | \$23 432       | \$16 969       | \$13 703          | \$16 075           | \$8 519        | \$9 865        | \$15 089       | \$14 242       | \$10 039          | \$4 403 |
| <b>MORTGAGE STATUS AND SELECTED MONTHLY OWNER COSTS</b>                             |                  |                |                |                |                |                   |                    |                |                |                |                |                   |         |
| <b>Specified owner-occupied housing units</b> .....                                 | 184              | 33             | —              | —              | 8              | 21                | 4                  | 151            | —              | —              | 17             | 47                | 87      |
| With a mortgage .....   | 93               | 21             | —              | —              | 8              | 13                | —                  | 72             | —              | —              | 17             | 24                | 31      |
| Less than \$200 .....   | 15               | 8              | —              | —              | 8              | —                 | —                  | 7              | —              | —              | —              | —                 | 7       |
| \$200 to \$249 .....  | —                | —              | —              | —              | —              | —                 | —                  | —              | —              | —              | —              | —                 | —       |
| \$250 to \$299 .....  | —                | —              | —              | —              | —              | —                 | —                  | —              | —              | —              | —              | —                 | —       |
| \$300 to \$349 .....  | 21               | 8              | —              | —              | —              | 8                 | —                  | 13             | —              | —              | —              | 6                 | 7       |
| \$350 to \$399 .....  | 18               | 5              | —              | —              | —              | 5                 | —                  | 13             | —              | —              | 7              | 6                 | —       |
| \$400 to \$499 .....  | 10               | —              | —              | —              | —              | —                 | —                  | 10             | —              | —              | 10             | —                 | —       |
| \$500 to \$599 .....  | 12               | —              | —              | —              | —              | —                 | —                  | 12             | —              | —              | —              | 12                | —       |
| \$600 to \$749 .....  | 17               | —              | —              | —              | —              | —                 | —                  | 17             | —              | —              | —              | —                 | 17      |
| \$750 or more .....   | —                | —              | —              | —              | —              | —                 | —                  | —              | —              | —              | —              | —                 | —       |
| Median .....  | \$379            | \$316          | —              | —              | \$125          | \$341             | —                  | \$415          | —              | —              | \$407          | \$450             | \$613   |
| Not mortgaged .....   | 91               | 12             | —              | —              | —              | 8                 | 4                  | 79             | —              | —              | —              | 23                | 56      |
| Less than \$50 .....  | —                | —              | —              | —              | —              | —                 | —                  | —              | —              | —              | —              | —                 | —       |
| \$50 to \$74 .....  | —                | —              | —              | —              | —              | —                 | —                  | —              | —              | —              | —              | —                 | —       |
| \$75 to \$99 .....  | —                | —              | —              | —              | —              | —                 | —                  | —              | —              | —              | —              | —                 | —       |
| \$100 to \$124 .....  | 4                | —              | —              | —              | —              | —                 | —                  | 4              | —              | —              | —              | —                 | 4       |
| \$125 to \$149 .....  | —                | —              | —              | —              | —              | —                 | —                  | —              | —              | —              | —              | —                 | —       |
| \$150 to \$199 .....  | 24               | —              | —              | —              | —              | —                 | —                  | 24             | —              | —              | —              | —                 | 24      |
| \$200 to \$249 .....  | 15               | 4              | —              | —              | —              | —                 | 4                  | 11             | —              | —              | —              | —                 | 11      |
| \$250 or more .....   | 48               | 8              | —              | —              | —              | 8                 | —                  | 40             | —              | —              | —              | 23                | 17      |
| Median .....  | \$250+           | \$250+         | —              | —              | —              | \$250+            | \$225              | \$250+         | —              | —              | —              | \$250+            | \$200   |
| <b>SELECTED CHARACTERISTICS</b>   |                  |                |                |                |                |                   |                    |                |                |                |                |                   |         |
| Median selected monthly owner costs as percentage of household income in 1979 ..... | 47.3             | 28.3           | —              | —              | 10—            | 29.0              | 50+                | 50+            | —              | —              | 35.7           | 50+               | 50+     |
| With a mortgage .....   | 36.5             | 26.0           | —              | —              | 10—            | 27.5              | 50+                | 45.0           | —              | —              | 35.7           | 37.0              | 50+     |
| Not mortgaged .....   | 50+              | 38.8           | —              | —              | —              | 37.5              | 50+                | 50+            | —              | —              | —              | 50+               | 50+     |
| Income in 1979 below poverty level .....  | 141              | 6              | —              | —              | —              | 6                 | —                  | 135            | —              | —              | —              | 48                | 87      |
| Percent below poverty level .....   | 23.8             | 3.7            | —              | —              | —              | 7.1               | —                  | 31.4           | —              | —              | —              | 26.5              | 50.6    |
| <b>Renter-occupied housing units</b> .....  | 5 761            | 2 338          | 277            | 792            | 460            | 634               | 175                | 3 423          | 358            | 844            | 504            | 964               | 753     |
| <b>PLUMBING FACILITIES</b>  |                  |                |                |                |                |                   |                    |                |                |                |                |                   |         |
| Complete plumbing for exclusive use .....   | 5 520            | 2 150          | 233            | 710            | 441            | 591               | 175                | 3 370          | 342            | 832            | 504            | 947               | 745     |
| Lacking complete plumbing for exclusive use .....                                   | 241              | 188            | 44             | 82             | 19             | 43                | —                  | 53             | 16             | 12             | —              | 17                | 8       |
| <b>UNITS IN STRUCTURE</b>   |                  |                |                |                |                |                   |                    |                |                |                |                |                   |         |
| 1, detached or attached .....   | 89               | 17             | —              | —              | —              | 8                 | 9                  | 72             | 6              | 5              | 35             | 19                | 7       |
| 2 .....   | 389              | 151            | 10             | 27             | 43             | 63                | 8                  | 238            | 23             | 41             | 36             | 68                | 70      |
| 3 and 4 .....   | 867              | 397            | 62             | 94             | 95             | 127               | 19                 | 470            | 34             | 110            | 43             | 156               | 127     |
| 5 to 9 .....  | 292              | 136            | 37             | 40             | 18             | 32                | 9                  | 156            | 23             | 15             | 21             | 60                | 37      |
| 10 to 49 .....  | 2 238            | 875            | 91             | 315            | 164            | 251               | 54                 | 1 363          | 191            | 384            | 259            | 393               | 136     |
| 50 or more .....  | 1 886            | 762            | 77             | 316            | 140            | 153               | 76                 | 1 124          | 81             | 289            | 110            | 268               | 376     |
| Mobile home or trailer, etc. ....   | —                | —              | —              | —              | —              | —                 | —                  | —              | —              | —              | —              | —                 | —       |
| <b>HOUSEHOLD INCOME IN 1979</b>   |                  |                |                |                |                |                   |                    |                |                |                |                |                   |         |
| Less than \$5,000 .....   | 1 739            | 509            | 45             | 122            | 70             | 174               | 98                 | 1 230          | 64             | 105            | 149            | 332               | 580     |
| \$5,000 to \$9,999 .....  | 1 294            | 493            | 141            | 181            | 48             | 54                | 69                 | 801            | 136            | 191            | 87             | 243               | 144     |
| \$10,000 to \$14,999 .....  | 873              | 296            | 31             | 110            | 68             | 79                | 8                  | 577            | 86             | 225            | 87             | 172               | 7       |
| \$12,500 to \$14,999 .....  | 495              | 187            | 24             | 83             | 37             | 43                | —                  | 308            | 26             | 118            | 73             | 83                | 8       |
| \$15,000 to \$19,999 .....  | 815              | 458            | 33             | 164            | 116            | 145               | —                  | 357            | 46             | 168            | 56             | 73                | 14      |
| \$20,000 to \$24,999 .....  | 327              | 210            | 3              | 88             | 52             | 67                | —                  | 117            | —              | 29             | 43             | 45                | —       |
| \$25,000 to \$34,999 .....  | 167              | 134            | —              | 28             | 62             | 44                | —                  | 33             | —              | 8              | 9              | 16                | —       |
| \$35,000 to \$49,999 .....  | 51               | 51             | —              | 16             | 7              | 28                | —                  | —              | —              | —              | —              | —                 | —       |
| \$50,000 or more .....  | —                | —              | —              | —              | —              | —                 | —                  | —              | —              | —              | —              | —                 | —       |
| Median .....  | \$9 314          | \$11 410       | \$7 435        | \$12 114       | \$15 302       | \$13 081          | \$4 608            | \$7 800        | \$8 807        | \$11 400       | \$10 460       | \$7 996           | \$3 747 |
| Mean .....  | \$9 999          | \$12 145       | \$8 712        | \$12 319       | \$14 878       | \$13 521          | \$4 625            | \$8 532        | \$9 018        | \$11 294       | \$10 240       | \$8 491           | \$4 115 |
| <b>GROSS RENT</b>   |                  |                |                |                |                |                   |                    |                |                |                |                |                   |         |
| <b>Specified renter-occupied housing units</b> .....                                | 5 761            | 2 338          | 277            | 792            | 460            | 634               | 175                | 3 423          | 358            | 844            | 504            | 964               | 753     |
| Less than \$100 .....   | 489              | 80             | —              | —              | 8              | 24                | 48                 | 409            | —              | —              | 17             | 95                | 297     |
| \$100 to \$149 .....  | 253              | 92             | 7              | 32             | —              | 36                | 17                 | 161            | 16             | 5              | —              | 57                | 83      |
| \$150 to \$199 .....  | 614              | 294            | 61             | 70             | 55             | 89                | 19                 | 320            | 23             | 65             | 89             | 93                | 50      |
| \$200 to \$249 .....  | 1 884            | 851            | 98             | 324            | 156            | 217               | 56                 | 1 033          | 137            | 282            | 137            | 283               | 194     |
| \$250 to \$299 .....  | 1 556            | 573            | 62             | 189            | 110            | 185               | 27                 | 983            | 124            | 310            | 151            | 311               | 87      |
| \$300 to \$349 .....  | 647              | 296            | 37             | 123            | 79             | 49                | 8                  | 351            | 40             | 123            | 67             | 100               | 21      |
| \$350 to \$399 .....  | 197              | 83             | —              | 37             | 31             | 15                | —                  | 114            | 13             | 45             | 30             | 5                 | 21      |
| \$400 to \$499 .....  | 97               | 45             | 9              | 5              | 14             | 17                | —                  | 52             | 5              | 14             | 13             | 20                | —       |
| \$500 or more .....   | —                | —              | —              | —              | —              | —                 | —                  | —              | —              | —              | —              | —                 | —       |
| No cash rent .....  | 24               | 24             | 3              | 12             | 7              | 2                 | —                  | —              | —              | —              | —              | —                 | —       |
| Median .....  | \$242            | \$242          | \$238          | \$245          | \$254          | \$242             | \$203              | \$241          | \$251          | \$260          | \$252          | \$243             | \$147   |
| <b>SELECTED CHARACTERISTICS</b>   |                  |                |                |                |                |                   |                    |                |                |                |                |                   |         |
| Median gross rent as percentage of household income in 1979 .....                   | 28.0             | 24.1           | 37.6           | 24.2           | 20.7           | 19.8              | 40.6               | 30.3           | 34.2           | 27.7           | 29.7           | 29.5              | 34.4    |
| Income in 1979 below poverty level .....  | 1 332            | 431            | 45             | 97             | 70             | 174               | 45                 | 901            | 54             | 98             | 140            | 261               | 348     |
| Percent below poverty level .....   | 23.1             | 18.4           | 16.2           | 12.2           | 15.2           | 27.4              | 25.7               | 26.3           | 15.1           | 11.6           | 27.8           | 27.1              | 46.2    |

Table C-1. Value of Owner-Occupied Housing Units: 1980

[Data are estimates based on a sample, see Introduction. For meaning of symbols, see Introduction. For definitions of terms, see appendixes A and B.]

| Elizabeth city  | Total    | Less than \$10,000 | \$10,000 to \$19,999 | \$20,000 to \$29,999 | \$30,000 to \$39,999 | \$40,000 to \$49,999 | \$50,000 to \$59,999 | \$60,000 to \$79,999 | \$80,000 to \$99,999 | \$100,000 to \$149,999 | \$150,000 or more | Median (dollars) | Mean (dollars) |
|---|----------|--------------------|----------------------|----------------------|----------------------|----------------------|----------------------|----------------------|----------------------|------------------------|-------------------|------------------|----------------|
| <b>Specified owner-occupied housing units</b>   | 5 912    | 11                 | 184                  | 691                  | 1 426                | 1 326                | 1 169                | 879                  | 168                  | 58                     | —                 | 44 600           | 46 500         |
| <b>HOUSEHOLD TYPE AND AGE OF HOUSEHOLDER</b>  |          |                    |                      |                      |                      |                      |                      |                      |                      |                        |                   |                  |                |
| <b>Married-couple families</b>  | 4 108    | —                  | 68                   | 392                  | 939                  | 997                  | 840                  | 688                  | 148                  | 36                     | —                 | 46 500           | 48 400         |
| 15 to 24 years  | 34       | —                  | —                    | —                    | 6                    | 8                    | —                    | 20                   | —                    | —                      | —                 | 60 800           | 52 500         |
| 25 to 34 years  | 372      | —                  | —                    | 16                   | 100                  | 44                   | 110                  | 90                   | 12                   | —                      | —                 | 52 000           | 51 200         |
| 35 to 44 years  | 825      | —                  | 3                    | 46                   | 150                  | 248                  | 189                  | 160                  | 26                   | 3                      | —                 | 48 700           | 50 200         |
| 45 to 64 years  | 2 016    | —                  | 43                   | 217                  | 474                  | 465                  | 378                  | 322                  | 89                   | 28                     | —                 | 45 600           | 48 400         |
| 65 years and over   | 861      | —                  | 22                   | 113                  | 209                  | 232                  | 163                  | 96                   | 21                   | 5                      | —                 | 44 100           | 45 100         |
| <b>Male householder, no wife present</b>  | 489      | —                  | 30                   | 52                   | 144                  | 85                   | 91                   | 64                   | 7                    | 16                     | —                 | 41 600           | 45 800         |
| 15 to 24 years  | 6        | —                  | —                    | —                    | 6                    | 8                    | —                    | —                    | —                    | —                      | —                 | 28 800           | 28 800         |
| 25 to 34 years  | 36       | —                  | —                    | —                    | 6                    | 11                   | 5                    | —                    | —                    | —                      | —                 | 51 800           | 59 900         |
| 35 to 44 years  | 46       | —                  | —                    | 4                    | 16                   | 11                   | 10                   | 5                    | —                    | —                      | —                 | 41 400           | 44 600         |
| 45 to 64 years  | 219      | —                  | 16                   | 36                   | 55                   | 40                   | 30                   | 25                   | 7                    | 10                     | —                 | 40 600           | 45 300         |
| 65 years and over   | 182      | —                  | 14                   | 6                    | 67                   | 26                   | 40                   | 29                   | —                    | —                      | —                 | 41 100           | 44 400         |
| <b>Female householder, no husband present</b>   | 1 315    | 11                 | 86                   | 247                  | 343                  | 244                  | 238                  | 127                  | 13                   | 6                      | —                 | 39 100           | 41 100         |
| 15 to 24 years  | 6        | —                  | —                    | —                    | 8                    | 13                   | 19                   | 6                    | —                    | —                      | —                 | 47 500           | 47 500         |
| 25 to 34 years  | 64       | —                  | —                    | —                    | 20                   | 13                   | 19                   | 6                    | —                    | —                      | —                 | 43 600           | 44 300         |
| 35 to 44 years  | 133      | —                  | 4                    | 48                   | 43                   | 24                   | 6                    | 8                    | —                    | —                      | —                 | 34 300           | 35 800         |
| 45 to 64 years  | 440      | 11                 | 22                   | 69                   | 115                  | 100                  | 71                   | 52                   | —                    | —                      | —                 | 40 200           | 40 700         |
| 65 years and over   | 670      | —                  | 60                   | 122                  | 165                  | 101                  | 142                  | 61                   | 13                   | 6                      | —                 | 38 900           | 41 900         |
| <b>Median age</b>   | 56.5     | 61.1               | 66.1                 | 57.7                 | 57.3                 | 56.5                 | 55.2                 | 52.5                 | 55.3                 | 61.3                   | —                 | ...              | ...            |
| <b>YEAR HOUSEHOLDER MOVED INTO UNIT</b>   |          |                    |                      |                      |                      |                      |                      |                      |                      |                        |                   |                  |                |
| 1979 to March 1980  | 346      | —                  | —                    | 14                   | 98                   | 49                   | 80                   | 85                   | 17                   | 3                      | —                 | 52 100           | 51 600         |
| 1975 to 1978  | 839      | —                  | 7                    | 65                   | 171                  | 169                  | 200                  | 193                  | 28                   | 6                      | —                 | 50 300           | 50 500         |
| 1970 to 1974  | 794      | —                  | 6                    | 54                   | 204                  | 166                  | 166                  | 169                  | 29                   | —                      | —                 | 48 000           | 49 400         |
| 1960 to 1969  | 1 461    | —                  | 53                   | 193                  | 354                  | 422                  | 205                  | 154                  | 52                   | 28                     | —                 | 43 000           | 45 900         |
| 1959 or earlier   | 2 472    | 11                 | 118                  | 365                  | 599                  | 520                  | 518                  | 278                  | 42                   | 21                     | —                 | 42 500           | 43 900         |
| <b>ROOMS</b>  |          |                    |                      |                      |                      |                      |                      |                      |                      |                        |                   |                  |                |
| 1 to 3 rooms  | 41       | 7                  | 8                    | 16                   | —                    | —                    | 10                   | —                    | —                    | —                      | —                 | 24 000           | 26 500         |
| 4 rooms   | 284      | 4                  | 44                   | 114                  | 59                   | 37                   | 26                   | —                    | —                    | —                      | —                 | 28 800           | 30 800         |
| 5 rooms   | 799      | —                  | 44                   | 195                  | 276                  | 165                  | 74                   | 45                   | —                    | —                      | —                 | 35 800           | 37 100         |
| 6 rooms   | 2 016    | —                  | 65                   | 257                  | 609                  | 516                  | 369                  | 160                  | 31                   | 9                      | —                 | 41 400           | 43 100         |
| 7 rooms   | 1 499    | —                  | 8                    | 47                   | 298                  | 384                  | 409                  | 292                  | 45                   | 16                     | —                 | 50 300           | 51 300         |
| 8 or more rooms   | 1 273    | —                  | 15                   | 62                   | 184                  | 224                  | 281                  | 382                  | 92                   | 33                     | —                 | 54 900           | 56 300         |
| <b>Median</b>   | 6.4      | 1.3                | 5.4                  | 5.6                  | 6.1                  | 6.4                  | 6.8                  | 7.3                  | 7.8                  | 8.5+                   | —                 | ...              | ...            |
| <b>BEDROOMS</b>   |          |                    |                      |                      |                      |                      |                      |                      |                      |                        |                   |                  |                |
| None  | 7        | 7                  | —                    | —                    | —                    | —                    | —                    | —                    | —                    | —                      | —                 | 10000—           | 7 500          |
| 1   | 68       | —                  | 17                   | 25                   | 20                   | 6                    | —                    | —                    | —                    | —                      | —                 | 27 800           | 26 500         |
| 2   | 893      | 4                  | 68                   | 248                  | 262                  | 166                  | 99                   | 21                   | 19                   | 6                      | —                 | 35 800           | 37 200         |
| 3   | 3 169    | —                  | 78                   | 312                  | 794                  | 733                  | 639                  | 524                  | 61                   | 28                     | —                 | 45 600           | 46 900         |
| 4   | 1 413    | —                  | 16                   | 87                   | 279                  | 334                  | 364                  | 277                  | 51                   | 5                      | —                 | 49 700           | 50 400         |
| 5 or more   | 362      | —                  | 5                    | 19                   | 71                   | 87                   | 67                   | 57                   | 37                   | 19                     | —                 | 49 800           | 55 700         |
| <b>YEAR STRUCTURE BUILT</b>   |          |                    |                      |                      |                      |                      |                      |                      |                      |                        |                   |                  |                |
| 1975 to March 1980  | 13       | —                  | —                    | —                    | —                    | —                    | —                    | 7                    | 6                    | —                      | —                 | 74 600           | 78 300         |
| 1970 to 1974  | 61       | —                  | —                    | —                    | 13                   | 6                    | 11                   | 19                   | 12                   | —                      | —                 | 70 200           | 62 700         |
| 1960 to 1969  | 252      | —                  | —                    | —                    | 33                   | 42                   | 29                   | 92                   | 45                   | 11                     | —                 | 63 500           | 64 900         |
| 1950 to 1959  | 656      | —                  | —                    | 52                   | 113                  | 146                  | 163                  | 171                  | 5                    | 6                      | —                 | 51 100           | 51 600         |
| 1940 to 1949  | 665      | —                  | 25                   | 55                   | 144                  | 159                  | 135                  | 115                  | 18                   | 14                     | —                 | 47 500           | 48 900         |
| 1939 or earlier   | 4 265    | 11                 | 159                  | 584                  | 1 123                | 973                  | 831                  | 475                  | 82                   | 27                     | —                 | 42 300           | 44 000         |
| <b>HOUSEHOLD INCOME IN 1979</b>   |          |                    |                      |                      |                      |                      |                      |                      |                      |                        |                   |                  |                |
| Less than \$5,000   | 340      | 4                  | 64                   | 32                   | 49                   | 65                   | 115                  | 6                    | —                    | 5                      | —                 | 42 600           | 39 800         |
| \$5,000 to \$9,999  | 539      | 7                  | 30                   | 105                  | 168                  | 126                  | 60                   | 29                   | 14                   | —                      | —                 | 37 800           | 39 600         |
| \$10,000 to \$12,499  | 429      | —                  | 32                   | 115                  | 99                   | 114                  | 49                   | 14                   | —                    | —                      | —                 | 34 800           | 38 300         |
| \$12,500 to \$14,999  | 251      | —                  | 10                   | 31                   | 88                   | 39                   | 38                   | 39                   | —                    | 6                      | —                 | 39 500           | 44 700         |
| \$15,000 to \$19,999  | 705      | —                  | 10                   | 102                  | 183                  | 198                  | 101                  | 111                  | —                    | —                      | —                 | 43 200           | 44 200         |
| \$20,000 to \$24,999  | 846      | —                  | 20                   | 92                   | 251                  | 168                  | 217                  | 89                   | 6                    | 3                      | —                 | 43 900           | 44 500         |
| \$25,000 to \$34,999  | 1 374    | —                  | 18                   | 133                  | 341                  | 351                  | 315                  | 198                  | 13                   | 5                      | —                 | 44 500           | 46 300         |
| \$35,000 to \$49,999  | 947      | —                  | —                    | 60                   | 194                  | 206                  | 192                  | 232                  | 63                   | —                      | —                 | 50 600           | 52 200         |
| \$50,000 or more  | 481      | —                  | —                    | 21                   | 53                   | 59                   | 82                   | 161                  | 72                   | 33                     | —                 | 61 500           | 63 900         |
| <b>Median</b>   | \$24 028 | \$8 036            | \$9 444              | \$18 481             | \$22 333             | \$22 902             | \$25 142             | \$32 522             | \$45 298             | \$54 977               | —                 | ...              | ...            |
| <b>Mean</b>   | \$26 721 | \$7 439            | \$10 763             | \$20 126             | \$23 687             | \$24 241             | \$27 674             | \$37 099             | \$47 229             | \$54 975               | —                 | ...              | ...            |
| <b>MORTGAGE STATUS AND SELECTED MONTHLY OWNER COSTS AS PERCENTAGE OF HOUSEHOLD INCOME IN 1979</b> |          |                    |                      |                      |                      |                      |                      |                      |                      |                        |                   |                  |                |
| <b>With a mortgage</b>  | 3 041    | —                  | 28                   | 301                  | 722                  | 706                  | 604                  | 541                  | 107                  | 32                     | —                 | 46 700           | 48 800         |
| Less than 15 percent  | 843      | —                  | 12                   | 87                   | 216                  | 176                  | 115                  | 156                  | 63                   | 18                     | —                 | 46 100           | 50 400         |
| 15 to 19 percent  | 684      | —                  | —                    | 90                   | 167                  | 148                  | 128                  | 132                  | 19                   | —                      | —                 | 45 600           | 47 200         |
| 20 to 24 percent  | 480      | —                  | 16                   | 23                   | 130                  | 124                  | 117                  | 59                   | 6                    | 5                      | —                 | 46 700           | 47 100         |
| 25 to 29 percent  | 270      | —                  | —                    | 17                   | 35                   | 69                   | 83                   | 54                   | 12                   | —                      | —                 | 51 800           | 51 900         |
| 30 to 34 percent  | 288      | —                  | —                    | 35                   | 80                   | 44                   | 66                   | 63                   | —                    | —                      | —                 | 47 100           | 46 700         |
| 35 percent or more  | 471      | —                  | —                    | 49                   | 94                   | 140                  | 95                   | 77                   | 7                    | 9                      | —                 | 46 000           | 49 200         |
| Not computed  | 5        | —                  | —                    | —                    | —                    | 5                    | —                    | —                    | —                    | —                      | —                 | 42 500           | 42 500         |
| <b>Median</b>   | 19.9     | —                  | 20.6                 | 18.5                 | 19.3                 | 21.1                 | 22.5                 | 19.3                 | 13.7                 | 13.9                   | —                 | ...              | ...            |
| <b>Not mortgaged</b>  | 2 871    | 11                 | 156                  | 390                  | 704                  | 620                  | 565                  | 338                  | 61                   | 26                     | —                 | 42 500           | 44 200         |
| Less than 10 percent  | 766      | —                  | 18                   | 116                  | 170                  | 142                  | 158                  | 119                  | 33                   | 10                     | —                 | 44 300           | 47 200         |
| 10 to 14 percent  | 685      | —                  | 12                   | 58                   | 193                  | 169                  | 143                  | 84                   | 21                   | 5                      | —                 | 44 000           | 46 600         |
| 15 to 19 percent  | 348      | —                  | 25                   | 65                   | 42                   | 108                  | 63                   | 45                   | —                    | —                      | —                 | 43 800           | 42 500         |
| 20 to 24 percent  | 303      | 7                  | 21                   | 50                   | 93                   | 44                   | 46                   | 42                   | —                    | —                      | —                 | 34 800           | 39 300         |
| 25 to 29 percent  | 191      | —                  | —                    | 17                   | 41                   | 57                   | 30                   | 25                   | —                    | —                      | —                 | 37 100           | 39 700         |
| 30 to 34 percent  | 115      | 4                  | —                    | 10                   | 67                   | 17                   | 10                   | 7                    | —                    | —                      | —                 | 35 600           | 38 300         |
| 35 percent or more  | 440      | —                  | 63                   | 46                   | 72                   | 101                  | 124                  | 16                   | 7                    | 11                     | —                 | 44 900           | 43 600         |
| Not computed  | 23       | —                  | —                    | 4                    | 10                   | 9                    | —                    | —                    | —                    | —                      | —                 | 38 800           | 37 500         |
| <b>Median</b>   | 14.8     | 23.9               | 25.6                 | 16.5                 | 14.6                 | 14.8                 | 14.4                 | 13.0                 | 10—                  | 13.0                   | —                 | ...              | ...            |
| <b>SELECTED CHARACTERISTICS</b>   |          |                    |                      |                      |                      |                      |                      |                      |                      |                        |                   |                  |                |
| <b>Complete plumbing for exclusive use</b>  | 5 912    | 11                 | 184                  | 691                  | 1 426                | 1 326                | 1 169                | 879                  | 168                  | 58                     | —                 | 44 600           | 46 500         |
| 1.01 or more persons per room   | 170      | —                  | 3                    | 50                   | 57                   | 31                   | 22                   | 7                    | —                    | —                      | —                 | 34 300           | 36 900         |
| <b>Lacking complete plumbing for exclusive use</b>  | —        | —                  | —                    | —                    | —                    | —                    | —                    | —                    | —                    | —                      | —                 | —                | —              |
| 1.01 or more persons per room   | —        | —                  | —                    | —                    | —                    | —                    | —                    | —                    | —                    | —                      | —                 | —                | —              |
| <b>Heating equipment</b>  | 5 912    | 11                 | 184                  | 691                  | 1 426                | 1 326                | 1 169                | 879                  | 168                  | 58                     | —                 | 44 600           | 46 500         |
| Central heating system  | 5 612    | 7                  | 130                  | 631                  | 1 367                | 1 260                | 1 145                | 853                  | 161                  | 58                     | —                 | 45 200           | 47 100         |
| <b>Air conditioning</b>   | 4 523    | 11                 | 121                  | 454                  | 1 045                | 984                  | 984                  | 738                  | 136                  | 50                     | —                 | 46 400           | 47 800         |
| Central system  | 415      | 7                  | —                    | 13                   | 45                   | 59                   | 58                   | 151                  | 60                   | 22                     | —                 | 61 900           | 62 900         |
| <b>Income in 1979 below poverty level</b>   | 289      | —                  | 58                   | 34                   | 62                   | 66                   | 58                   | 6                    | —                    | 5                      | —                 | 39 100           | 38 100         |
| Percent below poverty level   | 4.9      | —                  | 31.5                 | 4.9                  | 4.3                  | 5.0                  | 5.0                  | 0.7                  | —                    | 8.6                    | —                 | ...              | ...            |



Table C—2. Gross Rent of Renter-Occupied Housing Units: 1980

[Data are estimates based on a sample, see Introduction. For meaning of symbols, see Introduction. For definitions of terms, see appendixes A and B.]

Elizabeth city

|   | Total         | Less than \$100 | \$100 to \$149 | \$150 to \$199 | \$200 to \$249 | \$250 to \$299 | \$300 to \$349 | \$350 to \$399 | \$400 to \$499 | \$500 or more | No cash rent | Median (dollars) |
|---|---------------|-----------------|----------------|----------------|----------------|----------------|----------------|----------------|----------------|---------------|--------------|------------------|
| <b>Specified renter-occupied housing units</b>                            | <b>26 309</b> | <b>1 164</b>    | <b>1 094</b>   | <b>2 691</b>   | <b>6 249</b>   | <b>7 437</b>   | <b>4 378</b>   | <b>1 845</b>   | <b>829</b>     | <b>161</b>    | <b>461</b>   | <b>261</b>       |
| <b>HOUSEHOLD TYPE AND AGE OF HOUSEHOLDER</b>                              |               |                 |                |                |                |                |                |                |                |               |              |                  |
| <b>Married-couple families</b>  | <b>11 085</b> | <b>93</b>       | <b>322</b>     | <b>838</b>     | <b>2 444</b>   | <b>3 348</b>   | <b>2 270</b>   | <b>1 000</b>   | <b>431</b>     | <b>107</b>    | <b>232</b>   | <b>277</b>       |
| 15 to 24 years  | 832           | 5               | 9              | 66             | 224            | 278            | 197            | 36             | 10             | —             | 7            | 271              |
| 25 to 34 years  | 3 078         | —               | 52             | 245            | 599            | 1 091          | 644            | 281            | 77             | 26            | 63           | 277              |
| 35 to 44 years  | 2 081         | 10              | 32             | 120            | 411            | 628            | 478            | 198            | 128            | 46            | 30           | 289              |
| 45 to 64 years  | 3 310         | 34              | 93             | 220            | 803            | 940            | 649            | 337            | 117            | 29            | 88           | 274              |
| 65 years and over   | 1 784         | 44              | 136            | 187            | 407            | 411            | 302            | 148            | 99             | 6             | 44           | 263              |
| <b>Male householder, no wife present</b>                                  | <b>5 258</b>  | <b>137</b>      | <b>363</b>     | <b>837</b>     | <b>1 266</b>   | <b>1 435</b>   | <b>703</b>     | <b>242</b>     | <b>135</b>     | <b>22</b>     | <b>118</b>   | <b>249</b>       |
| 15 to 24 years  | 725           | 17              | 47             | 93             | 137            | 270            | 96             | 30             | 24             | 5             | 6            | 263              |
| 25 to 34 years  | 1 301         | 9               | 47             | 153            | 301            | 470            | 212            | 47             | 46             | —             | 16           | 262              |
| 35 to 44 years  | 884           | 3               | 57             | 158            | 224            | 225            | 116            | 54             | 21             | —             | 26           | 247              |
| 45 to 64 years  | 1 543         | 49              | 131            | 236            | 396            | 365            | 216            | 77             | 33             | 11            | 29           | 243              |
| 65 years and over   | 805           | 59              | 81             | 197            | 208            | 105            | 63             | 34             | 11             | 6             | 41           | 210              |
| <b>Female householder, no husband present</b>                             | <b>9 966</b>  | <b>934</b>      | <b>409</b>     | <b>1 016</b>   | <b>2 539</b>   | <b>2 654</b>   | <b>1 405</b>   | <b>603</b>     | <b>263</b>     | <b>32</b>     | <b>111</b>   | <b>250</b>       |
| 15 to 24 years  | 1 018         | 35              | 46             | 66             | 284            | 359            | 146            | 62             | 15             | 5             | —            | 258              |
| 25 to 34 years  | 2 050         | 123             | 65             | 167            | 503            | 754            | 279            | 92             | 67             | —             | —            | 260              |
| 35 to 44 years  | 1 559         | 96              | 61             | 125            | 361            | 345            | 325            | 144            | 67             | 19            | 16           | 268              |
| 45 to 64 years  | 2 426         | 148             | 92             | 275            | 689            | 582            | 378            | 180            | 48             | 8             | 26           | 250              |
| 65 years and over   | 2 913         | 532             | 145            | 383            | 702            | 614            | 277            | 125            | 66             | —             | 69           | 230              |
| Median age  | 44.1          | 67.7            | 56.1           | 50.2           | 46.0           | 58.6           | 41.4           | 44.3           | 42.7           | 39.9          | 55.6         | ...              |
| <b>YEAR HOUSEHOLDER MOVED INTO UNIT</b>                                   |               |                 |                |                |                |                |                |                |                |               |              |                  |
| 1979 to March 1980  | 7 002         | 169             | 224            | 535            | 1 515          | 2 342          | 1 252          | 501            | 305            | 111           | 48           | 271              |
| 1975 to 1978  | 9 274         | 327             | 338            | 817            | 2 217          | 2 675          | 1 736          | 774            | 268            | 32            | 90           | 266              |
| 1970 to 1974  | 4 237         | 190             | 163            | 450            | 1 068          | 1 156          | 704            | 313            | 93             | 5             | 95           | 259              |
| 1960 to 1969  | 4 083         | 359             | 251            | 543            | 986            | 965            | 547            | 227            | 108            | 7             | 90           | 243              |
| 1959 or earlier   | 1 713         | 119             | 118            | 346            | 463            | 299            | 139            | 30             | 55             | 6             | 138          | 226              |
| <b>ROOMS</b>  |               |                 |                |                |                |                |                |                |                |               |              |                  |
| 1 room  | 1 400         | 86              | 188            | 465            | 353            | 215            | 44             | 25             | 14             | —             | 10           | 195              |
| 2 rooms   | 2 370         | 219             | 259            | 337            | 754            | 516            | 232            | 35             | 11             | —             | 7            | 227              |
| 3 rooms   | 7 595         | 294             | 177            | 675            | 2 091          | 2 750          | 1 119          | 314            | 72             | 18            | 85           | 258              |
| 4 rooms   | 7 943         | 423             | 322            | 712            | 1 716          | 2 163          | 1 509          | 642            | 278            | 28            | 150          | 266              |
| 5 rooms   | 4 958         | 142             | 130            | 371            | 1 032          | 1 354          | 1 054          | 491            | 256            | 31            | 97           | 281              |
| 6 rooms   | 1 472         | —               | 18             | 95             | 240            | 389            | 323            | 232            | 126            | 23            | 26           | 298              |
| 7 or more rooms   | 571           | —               | —              | 36             | 63             | 50             | 97             | 106            | 72             | 61            | 86           | 348              |
| Median  | 3.7           | 3.4             | 3.1            | 3.3            | 3.5            | 3.6            | 4.0            | 4.4            | 4.7            | 5.7           | 4.4          | ...              |
| <b>PLUMBING FACILITIES BY PERSONS PER ROOM AND POVERTY STATUS IN 1979</b> |               |                 |                |                |                |                |                |                |                |               |              |                  |
| <b>All income levels in 1979</b>  | <b>26 309</b> | <b>1 164</b>    | <b>1 094</b>   | <b>2 691</b>   | <b>6 249</b>   | <b>7 437</b>   | <b>4 378</b>   | <b>1 845</b>   | <b>829</b>     | <b>161</b>    | <b>461</b>   | <b>261</b>       |
| Complete plumbing for exclusive use                                       | 25 365        | 1 121           | 974            | 2 457          | 6 030          | 7 326          | 4 263          | 1 777          | 809            | 161           | 447          | 262              |
| 0.50 or less  | 12 271        | 694             | 531            | 1 309          | 3 096          | 3 346          | 1 831          | 790            | 377            | 77            | 220          | 255              |
| 0.51 to 1.00  | 10 864        | 337             | 381            | 978            | 2 454          | 3 265          | 2 021          | 826            | 349            | 84            | 169          | 270              |
| 1.01 to 1.50  | 1 577         | 76              | 35             | 113            | 310            | 520            | 308            | 134            | 49             | —             | 32           | 269              |
| 1.51 or more  | 653           | 14              | 27             | 57             | 170            | 195            | 103            | 27             | 34             | —             | 26           | 259              |
| Locking complete plumbing for exclusive use                               | 944           | 43              | 120            | 234            | 219            | 111            | 115            | 68             | 20             | —             | 14           | 214              |
| 0.50 or less  | 315           | 24              | 38             | 87             | 63             | 49             | 20             | 34             | —              | —             | —            | 205              |
| 0.51 to 1.00  | 524           | 19              | 76             | 147            | 99             | 62             | 58             | 34             | 15             | —             | 14           | 206              |
| 1.01 to 1.50  | 76            | —               | —              | —              | 39             | —              | —              | —              | —              | —             | —            | 249              |
| 1.51 or more  | 29            | —               | 6              | —              | 18             | —              | —              | —              | 5              | —             | —            | 221              |
| <b>Income in 1979 below poverty level</b>                                 | <b>5 179</b>  | <b>709</b>      | <b>339</b>     | <b>560</b>     | <b>1 180</b>   | <b>1 261</b>   | <b>645</b>     | <b>266</b>     | <b>135</b>     | <b>21</b>     | <b>63</b>    | <b>242</b>       |
| Complete plumbing for exclusive use                                       | 4 949         | 686             | 306            | 509            | 1 125          | 1 226          | 631            | 266            | 130            | 21            | 49           | 244              |
| 1.01 or more persons per room   | 671           | 75              | 47             | 48             | 129            | 216            | 104            | 31             | 21             | —             | —            | 258              |
| Locking complete plumbing for exclusive use                               | 230           | 23              | 33             | 51             | 55             | 35             | 14             | —              | 5              | —             | 14           | 201              |
| 1.01 or more persons per room   | 33            | —               | —              | —              | 24             | —              | 9              | —              | —              | —             | —            | 217              |
| <b>BEDROOMS</b>   |               |                 |                |                |                |                |                |                |                |               |              |                  |
| None  | 1 630         | 94              | 193            | 502            | 460            | 275            | 51             | 25             | 20             | —             | 10           | 203              |
| 1   | 10 836        | 532             | 481            | 1 166          | 2 977          | 3 528          | 1 459          | 463            | 104            | 17            | 109          | 253              |
| 2   | 9 952         | 405             | 315            | 801            | 2 079          | 2 665          | 2 113          | 876            | 441            | 53            | 204          | 274              |
| 3   | 3 387         | 133             | 105            | 173            | 669            | 869            | 693            | 400            | 225            | 48            | 72           | 285              |
| 4   | 420           | —               | —              | 25             | 48             | 100            | 57             | 81             | 39             | 28            | 42           | 314              |
| 5 or more   | 84            | —               | —              | 24             | 16             | —              | 5              | —              | —              | 15            | 24           | 225              |
| <b>UNITS IN STRUCTURE</b>   |               |                 |                |                |                |                |                |                |                |               |              |                  |
| 1, detached or attached   | 762           | 4               | 26             | 43             | 108            | 132            | 128            | 95             | 69             | 61            | 96           | 308              |
| 2   | 4 431         | 37              | 209            | 640            | 1 545          | 1 731          | 1 235          | 625            | 234            | 32            | 143          | 271              |
| 3 and 4   | 6 561         | 36              | 162            | 674            | 1 321          | 1 367          | 654            | 175            | 98             | 6             | 68           | 252              |
| 5 to 9  | 3 308         | 446             | 343            | 452            | 754            | 772            | 432            | 49             | 38             | 7             | 15           | 229              |
| 10 to 49  | 7 128         | 175             | 152            | 615            | 1 968          | 2 497          | 1 113          | 330            | 126            | 29            | 123          | 261              |
| 50 or more  | 4 092         | 456             | 202            | 261            | 547            | 933            | 816            | 571            | 264            | 26            | 16           | 280              |
| Mobile home or trailer, etc.  | 27            | 10              | —              | 6              | 6              | 5              | —              | —              | —              | —             | —            | 166              |
| <b>YEAR STRUCTURE BUILT</b>   |               |                 |                |                |                |                |                |                |                |               |              |                  |
| 1975 to March 1980  | 560           | 7               | 31             | 67             | 129            | 114            | 97             | 52             | 42             | 16            | 5            | 274              |
| 1970 to 1974  | 1 085         | —               | 8              | 40             | 193            | 391            | 290            | 89             | 44             | 16            | 14           | 288              |
| 1960 to 1969  | 5 741         | 488             | 162            | 229            | 916            | 1 842          | 1 223          | 519            | 235            | 24            | 103          | 281              |
| 1950 to 1959  | 3 930         | 150             | 160            | 300            | 833            | 1 202          | 687            | 389            | 166            | 5             | 38           | 269              |
| 1940 to 1949  | 4 644         | 208             | 187            | 425            | 1 306          | 1 326          | 713            | 251            | 143            | 44            | 41           | 256              |
| 1939 or earlier   | 10 349        | 311             | 546            | 1 630          | 2 872          | 2 562          | 1 368          | 545            | 199            | 56            | 260          | 245              |
| <b>STORIES IN STRUCTURE</b>   |               |                 |                |                |                |                |                |                |                |               |              |                  |
| 1 to 3  | 21 482        | 788             | 905            | 2 339          | 5 178          | 6 351          | 3 616          | 1 226          | 533            | 129           | 417          | 260              |
| 4 or more   | 4 827         | 376             | 189            | 352            | 1 071          | 1 086          | 762            | 619            | 296            | 32            | 44           | 266              |
| With elevator   | 3 927         | 363             | 157            | 208            | 694            | 867            | 693            | 604            | 288            | 15            | 38           | 279              |
| <b>GROSS RENT AS PERCENTAGE OF HOUSEHOLD INCOME IN 1979</b>               |               |                 |                |                |                |                |                |                |                |               |              |                  |
| Less than 15 percent  | 5 536         | 219             | 298            | 811            | 1 623          | 1 447          | 673            | 325            | 96             | 44            | ...          | 245              |
| 15 to 19 percent  | 4 204         | 200             | 133            | 372            | 831            | 1 446          | 770            | 284            | 162            | 6             | ...          | 270              |
| 20 to 24 percent  | 3 891         | 327             | 123            | 311            | 751            | 1 133          | 751            | 353            | 117            | 25            | ...          | 268              |
| 25 to 29 percent  | 2 379         | 199             | 145            | 151            | 517            | 692            | 396            | 179            | 86             | 14            | ...          | 263              |
| 30 to 34 percent  | 1 653         | 57              | 67             | 162            | 399            | 414            | 318            | 139            | 91             | 6             | ...          | 267              |
| 35 to 49 percent  | 2 667         | 46              | 99             | 329            | 645            | 725            | 560            | 159            | 73             | 31            | ...          | 263              |
| 50 percent or more  | 4 922         | 78              | 213            | 485            | 1 343          | 1 402          | 796            | 366            | 204            | 35            | ...          | 261              |
| Not computed  | 1 057         | 38              | 16             | 70             | 140            | 178            | 114            | 40             | —              | —             | ...          | 258              |
| Median  | 23.7          | 22.2            | 24.4           | 22.0           | 24.0           | 23.3           | 24.6           | 24.2           | 27.3           | 27.0          | ...          | ...              |
| <b>SELECTED CHARACTERISTICS</b>   |               |                 |                |                |                |                |                |                |                |               |              |                  |
| Heating equipment   | 26 247        | 1 154           | 1 083          | 2 674          | 6 238          | 7 437          | 4 378          | 1 840          | 829            | 161           | 453          | 261              |
| Central heating system  | 23 307        | 1 072           | 881            | 2 181          | 5 522          | 6 762          | 3 924          | 1 656          | 735            | 156           | 418          | 263              |
| Air conditioning  | 16 066        | 224             | 305            | 1 280          | 3 607          | 5 105          | 3 123          | 1 363          | 597            | 111           | 351          | 274              |
| Central system  | 1 780         | 18              | 37             | 44             | 248            | 419            | 442            | 302            | 220            | 28            | 22           | 313              |

Table C-3. Income and Poverty Status in 1979 of Owner-Occupied Housing Units: 1980

[Data are estimates based on a sample, see Introduction. For meaning of symbols, see Introduction. For definitions of terms, see appendixes A and B]

| Elizabeth city  | Household income in 1979 |                   |                    |                      |                      |                      |                      |                      |                      |                  |                  | Income in 1979 below poverty level |                |
|---|--------------------------|-------------------|--------------------|----------------------|----------------------|----------------------|----------------------|----------------------|----------------------|------------------|------------------|------------------------------------|----------------|
|   | Total                    | Less than \$5,000 | \$5,000 to \$9,999 | \$10,000 to \$12,499 | \$12,500 to \$14,999 | \$15,000 to \$19,999 | \$20,000 to \$24,999 | \$25,000 to \$34,999 | \$35,000 to \$49,999 | \$50,000 or more | Median (dollars) |                                    | Mean (dollars) |
| Owner-occupied housing units  | 12 471                   | 918               | 1 317              | 854                  | 684                  | 1 558                | 1 825                | 2 800                | 1 724                | 791              | 22 166           | 24 509                             | 773            |
| <b>HOUSEHOLD TYPE AND AGE OF HOUSEHOLDER</b>  |                          |                   |                    |                      |                      |                      |                      |                      |                      |                  |                  |                                    |                |
| Married-couple families   | 8 775                    | 172               | 528                | 552                  | 464                  | 1 089                | 1 467                | 2 258                | 1 570                | 675              | 25 387           | 27 899                             | 241            |
| 15 to 24 years  | 61                       | -                 | -                  | 7                    | 19                   | 13                   | -                    | 14                   | 8                    | -                | 16 607           | 21 727                             | -              |
| 25 to 34 years  | 880                      | 23                | 15                 | 41                   | 44                   | 104                  | 257                  | 249                  | 123                  | 24               | 24 018           | 25 277                             | 26             |
| 35 to 44 years  | 1 757                    | 78                | 73                 | 65                   | 66                   | 228                  | 265                  | 546                  | 380                  | 56               | 26 268           | 26 327                             | 131            |
| 45 to 64 years  | 4 459                    | 46                | 144                | 194                  | 169                  | 446                  | 795                  | 1 226                | 899                  | 540              | 28 076           | 31 595                             | 64             |
| 65 years and over   | 1 618                    | 25                | 296                | 245                  | 166                  | 298                  | 150                  | 223                  | 160                  | 55               | 16 181           | 21 077                             | 20             |
| Male householder, no wife present   | 1 080                    | 183               | 155                | 93                   | 47                   | 132                  | 132                  | 215                  | 58                   | 65               | 16 937           | 20 079                             | 132            |
| 15 to 24 years  | 17                       | -                 | -                  | 6                    | -                    | 5                    | -                    | -                    | -                    | -                | 16 250           | 19 236                             | -              |
| 25 to 34 years  | 78                       | 8                 | -                  | 8                    | 6                    | 17                   | 13                   | 15                   | 11                   | -                | 20 000           | 20 945                             | 8              |
| 35 to 44 years  | 111                      | -                 | 5                  | -                    | -                    | 49                   | 18                   | 20                   | 9                    | 10               | 20 938           | 24 887                             | 11             |
| 45 to 64 years  | 422                      | 61                | 47                 | 28                   | 11                   | 49                   | 60                   | 105                  | 17                   | 44               | 21 250           | 23 905                             | 64             |
| 65 years and over   | 452                      | 114               | 103                | 51                   | 30                   | 12                   | 41                   | 69                   | 21                   | 11               | 10 441           | 15 208                             | 49             |
| Female householder, no husband present  | 2 616                    | 563               | 634                | 209                  | 173                  | 337                  | 226                  | 327                  | 96                   | 51               | 11 328           | 14 966                             | 400            |
| 15 to 24 years  | 20                       | -                 | 6                  | -                    | 8                    | 6                    | -                    | 6                    | -                    | -                | 13 750           | 13 649                             | -              |
| 25 to 34 years  | 130                      | 8                 | 17                 | 12                   | 20                   | 12                   | 9                    | 38                   | 8                    | 6                | 18 333           | 21 211                             | 20             |
| 35 to 44 years  | 223                      | 21                | 61                 | 24                   | 30                   | 30                   | 30                   | 22                   | 5                    | -                | 12 958           | 14 455                             | 55             |
| 45 to 64 years  | 885                      | 103               | 218                | 72                   | 71                   | 152                  | 104                  | 106                  | 32                   | 27               | 14 243           | 16 475                             | 106            |
| 65 years and over   | 1 358                    | 431               | 332                | 101                  | 44                   | 143                  | 77                   | 161                  | 51                   | 18               | 8 385            | 13 488                             | 219            |
| Median age  | 55.9                     | 68.7              | 66.8               | 64.0                 | 58.2                 | 56.8                 | 52.8                 | 50.8                 | 52.5                 | 55.1             | ...              | ...                                | 58.7           |
| <b>YEAR HOUSEHOLDER MOVED INTO UNIT</b>   |                          |                   |                    |                      |                      |                      |                      |                      |                      |                  |                  |                                    |                |
| 1979 to March 1980  | 762                      | 11                | 32                 | 51                   | 56                   | 122                  | 184                  | 171                  | 125                  | 10               | 22 412           | 23 921                             | 33             |
| 1975 to 1978  | 2 043                    | 64                | 112                | 91                   | 93                   | 225                  | 438                  | 564                  | 355                  | 101              | 24 985           | 26 850                             | 95             |
| 1970 to 1974  | 1 892                    | 69                | 89                 | 109                  | 121                  | 275                  | 297                  | 504                  | 321                  | 107              | 24 650           | 26 376                             | 120            |
| 1960 to 1969  | 2 830                    | 101               | 293                | 162                  | 167                  | 296                  | 349                  | 757                  | 408                  | 297              | 25 442           | 27 370                             | 124            |
| 1959 or earlier   | 4 944                    | 673               | 791                | 441                  | 247                  | 640                  | 557                  | 804                  | 515                  | 276              | 17 381           | 21 279                             | 401            |
| <b>SELECTED CHARACTERISTICS</b>   |                          |                   |                    |                      |                      |                      |                      |                      |                      |                  |                  |                                    |                |
| Complete plumbing for exclusive use   | 12 197                   | 856               | 1 289              | 842                  | 674                  | 1 511                | 1 788                | 2 781                | 1 677                | 779              | 22 244           | 24 617                             | 723            |
| 1.01 or more persons per room   | 562                      | 22                | 21                 | 33                   | 53                   | 84                   | 77                   | 170                  | 75                   | 27               | 24 318           | 25 234                             | 52             |
| Lacking complete plumbing for exclusive use   | 274                      | 62                | 28                 | 12                   | 10                   | 47                   | 37                   | 19                   | 47                   | 12               | 18 103           | 19 709                             | 50             |
| 1.01 or more persons per room   | 26                       | 5                 | -                  | -                    | -                    | -                    | -                    | 16                   | -                    | -                | 35 151           | 28 847                             | 5              |
| Heating equipment   | 12 461                   | 908               | 1 317              | 854                  | 684                  | 1 558                | 1 825                | 2 800                | 1 724                | 791              | 22 178           | 24 528                             | 763            |
| Central heating system  | 11 457                   | 763               | 1 221              | 783                  | 619                  | 1 404                | 1 687                | 2 589                | 1 668                | 723              | 22 431           | 24 804                             | 640            |
| Air conditioning  | 9 343                    | 506               | 819                | 519                  | 477                  | 1 201                | 1 393                | 2 241                | 1 486                | 701              | 23 934           | 26 181                             | 459            |
| Central system  | 678                      | 23                | 33                 | 31                   | 39                   | 80                   | 59                   | 145                  | 159                  | 109              | 29 107           | 33 863                             | 26             |
| Vehicles available  | 11 026                   | 446               | 919                | 657                  | 622                  | 1 428                | 1 751                | 2 746                | 1 678                | 779              | 23 963           | 26 288                             | 470            |
| 1   | 4 573                    | 290               | 680                | 458                  | 370                  | 768                  | 799                  | 836                  | 284                  | 88               | 17 863           | 19 239                             | 263            |
| 2 or more   | 6 453                    | 156               | 239                | 199                  | 252                  | 660                  | 952                  | 1 910                | 1 394                | 691              | 28 519           | 31 284                             | 207            |
| House heating fuel  | 12 461                   | 908               | 1 317              | 854                  | 684                  | 1 558                | 1 825                | 2 800                | 1 724                | 791              | 22 178           | 24 528                             | 763            |
| Utility gas   | 5 185                    | 341               | 547                | 300                  | 273                  | 586                  | 795                  | 1 251                | 786                  | 306              | 23 144           | 24 584                             | 257            |
| Bottled, tank, or LP gas  | 81                       | 12                | 14                 | -                    | -                    | 26                   | 9                    | 15                   | 5                    | -                | 18 403           | 16 675                             | 12             |
| Electricity   | 137                      | -                 | 22                 | 13                   | 29                   | 18                   | 11                   | 27                   | 17                   | -                | 18 125           | 19 471                             | 9              |
| Fuel oil, kerosene, etc.  | 6 953                    | 549               | 712                | 523                  | 374                  | 909                  | 998                  | 1 507                | 907                  | 474              | 21 822           | 24 753                             | 479            |
| Other   | 105                      | 6                 | 22                 | 18                   | 8                    | 19                   | 12                   | -                    | 9                    | 11               | 14 531           | 19 554                             | 6              |
| Median rooms  | 5.8                      | 5.3               | 5.4                | 5.6                  | 5.4                  | 5.5                  | 5.7                  | 6.0                  | 6.2                  | 7.0              | ...              | ...                                | 5.5            |
| Specified owner-occupied housing units  | 5 912                    | 340               | 539                | 429                  | 251                  | 705                  | 846                  | 1 374                | 947                  | 481              | 24 028           | 26 721                             | 289            |
| <b>MORTGAGE STATUS AND SELECTED MONTHLY OWNER COSTS</b>   |                          |                   |                    |                      |                      |                      |                      |                      |                      |                  |                  |                                    |                |
| With a mortgage   | 3 041                    | 61                | 166                | 123                  | 129                  | 329                  | 495                  | 863                  | 619                  | 256              | 26 732           | 29 383                             | 130            |
| Less than \$200   | 18                       | -                 | -                  | -                    | -                    | -                    | -                    | 18                   | -                    | -                | 26 250           | 25 830                             | -              |
| \$200 to \$249  | 76                       | -                 | 8                  | -                    | -                    | 29                   | 8                    | 23                   | 4                    | 4                | 20 833           | 23 537                             | -              |
| \$250 to \$299  | 212                      | 5                 | 11                 | 10                   | 5                    | 20                   | 41                   | 75                   | 40                   | 5                | 26 346           | 26 807                             | 11             |
| \$300 to \$349  | 446                      | 15                | 33                 | 17                   | 47                   | 38                   | 83                   | 127                  | 80                   | 6                | 23 864           | 24 496                             | 16             |
| \$350 to \$399  | 561                      | 5                 | 38                 | 20                   | 35                   | 66                   | 99                   | 176                  | 85                   | 37               | 25 625           | 26 611                             | 19             |
| \$400 to \$499  | 644                      | 8                 | 31                 | 59                   | 7                    | 80                   | 112                  | 147                  | 149                  | 51               | 25 670           | 28 390                             | 26             |
| \$500 to \$599  | 600                      | 8                 | 22                 | 6                    | 17                   | 66                   | 93                   | 147                  | 143                  | 78               | 28 839           | 33 320                             | 21             |
| \$600 to \$749  | 348                      | 20                | 17                 | 5                    | 13                   | 20                   | 52                   | 106                  | 73                   | 42               | 27 372           | 31 273                             | 37             |
| \$750 or more   | 136                      | -                 | 6                  | 6                    | 5                    | 10                   | 7                    | 24                   | 45                   | 33               | 29 773           | 47 100                             | -              |
| Median  | \$432                    | \$434             | \$391              | \$433                | \$368                | \$415                | \$413                | \$407                | \$474                | \$532            | ...              | ...                                | \$481          |
| Not mortgaged   | 2 871                    | 279               | 373                | 306                  | 122                  | 376                  | 351                  | 511                  | 328                  | 225              | 19 702           | 23 901                             | 159            |
| Less than \$50  | -                        | -                 | -                  | -                    | -                    | -                    | -                    | -                    | -                    | -                | -                | -                                  | -              |
| \$50 to \$74  | 5                        | -                 | -                  | -                    | -                    | 5                    | -                    | -                    | -                    | -                | 16 250           | 17 010                             | -              |
| \$75 to \$99  | 61                       | 34                | -                  | -                    | 8                    | -                    | 10                   | -                    | 9                    | -                | 4 602            | 12 683                             | 21             |
| \$100 to \$124  | 48                       | 9                 | 28                 | -                    | -                    | 8                    | 3                    | -                    | -                    | -                | 7 679            | 9 224                              | 5              |
| \$125 to \$149  | 107                      | 27                | 17                 | -                    | -                    | 21                   | 10                   | 26                   | -                    | 6                | 16 827           | 17 095                             | 18             |
| \$150 to \$199  | 589                      | 64                | 108                | 126                  | 26                   | 78                   | 87                   | 48                   | 40                   | 12               | 12 431           | 17 835                             | 48             |
| \$200 to \$249  | 856                      | 58                | 126                | 111                  | 48                   | 110                  | 101                  | 178                  | 99                   | 25               | 19 107           | 20 932                             | 39             |
| \$250 or more   | 1 205                    | 87                | 94                 | 69                   | 40                   | 154                  | 140                  | 259                  | 180                  | 182              | 25 690           | 30 760                             | 28             |
| Median  | \$237                    | \$205             | \$213              | \$212                | \$228                | \$235                | \$232                | \$250+               | \$250+               | \$250+           | ...              | ...                                | \$187          |
| <b>MORTGAGE STATUS AND SELECTED MONTHLY OWNER COSTS AS PERCENTAGE OF HOUSEHOLD INCOME IN 1979</b> |                          |                   |                    |                      |                      |                      |                      |                      |                      |                  |                  |                                    |                |
| With a mortgage   | 3 041                    | 61                | 166                | 123                  | 129                  | 329                  | 495                  | 863                  | 619                  | 256              | 26 732           | 29 383                             | 130            |
| Less than 15 percent  | 843                      | -                 | -                  | -                    | -                    | -                    | 8                    | 266                  | 326                  | 243              | 41 103           | 46 261                             | -              |
| 15 to 19 percent  | 684                      | -                 | -                  | -                    | -                    | 31                   | 160                  | 275                  | 205                  | 13               | 29 327           | 30 367                             | -              |
| 20 to 24 percent  | 480                      | -                 | -                  | -                    | -                    | 88                   | 149                  | 193                  | 50                   | -                | 25 139           | 25 944                             | -              |
| 25 to 29 percent  | 270                      | -                 | -                  | 5                    | 28                   | 49                   | 88                   | 82                   | 18                   | -                | 23 284           | 23 211                             | 11             |
| 30 to 34 percent  | 288                      | -                 | -                  | 10                   | 59                   | 86                   | 77                   | 42                   | 14                   | -                | 19 439           | 20 188                             | 5              |
| 35 percent or more  | 471                      | 56                | 166                | 108                  | 42                   | 75                   | 13                   | 5                    | 6                    | -                | 10 313           | 10 725                             | 109            |
| Not computed  | 5                        | 5                 | -                  | -                    | -                    | -                    | -                    | -                    | -                    | -                | 2500-            | -                                  | 5              |
| Median  | 19.9                     | 50+               | 50+                | 50+                  | 33.1                 | 29.6                 | 22.7                 | 18.0                 | 14.7                 | 10-              | ...              | ...                                | 50+            |
| Not mortgaged   | 2 871                    | 279               | 373                | 306                  | 122                  | 376                  | 351                  | 511                  | 328                  | 225              | 19 702           | 23 901                             | 159            |
| Less than 10 percent  | 766                      | -                 | -                  | -                    | 8                    | 21                   | 61                   | 199                  | 268                  | 209              | 38 194           | 46 042                             | -              |
| 10 to 14 percent  | 685                      | -                 | 14                 | -                    | 6                    | 121                  | 199                  | 269                  | 60                   | 16               | 25 071           | 26 162                             | -              |
| 15 to 19 percent  | 348                      | -                 | 3                  | 76                   | 30                   | 115                  | 81                   | 43                   | -                    | -                | 17 596           | 17 888                             | -              |
| 20 to 24 percent  | 303                      | 13                | 50                 | 107                  | 55                   | 73                   | 5                    | -                    | -                    | -                | 12 068           | 12 129                             | -              |
| 25 to 29 percent  | 191                      | 9                 | 53                 | 71                   | 12                   | 41                   | 5                    | -                    | -                    | -                | 11 180           | 11 147                             | 9              |
| 30 to 34 percent  | 115                      | 9                 | 81                 | 14                   | 11                   | -                    | -                    | -                    | -                    | -                | 8 710            | 8 595                              | -              |
| 35 percent or more  | 440                      | 225               | 172                | 38                   | -                    | 5                    | -                    | -                    | -                    | -                | 4 925            | 5 483                              | 127            |
| Not computed  | 23                       | 23                | -                  | -                    | -                    | -                    | -                    | -                    | -                    | -                | 2500-            | -                                  | 23             |
| Median  | 14.8                     | 50+               | 34.1               | 23.6                 | 21.5                 | 17.0                 | 12.9                 | 11.1                 | 10-                  | 10-              | ...              | ...                                | 50+            |



Table C-4. Income and Poverty Status in 1979 of Renter-Occupied Housing Units: 1980

[Data are estimates based on a sample, see Introduction. For meaning of symbols, see Introduction. For definitions of terms, see appendixes A and B.]

| Elizabeth city  | Household income in 1979 |                   |                    |                      |                      |                      |                      |                      |                      |                  |                  | Income in 1979 below poverty level |                |
|---|--------------------------|-------------------|--------------------|----------------------|----------------------|----------------------|----------------------|----------------------|----------------------|------------------|------------------|------------------------------------|----------------|
|   | Total                    | Less than \$5,000 | \$5,000 to \$9,999 | \$10,000 to \$12,499 | \$12,500 to \$14,999 | \$15,000 to \$19,999 | \$20,000 to \$24,999 | \$25,000 to \$34,999 | \$35,000 to \$49,999 | \$50,000 or more | Median (dollars) |                                    | Mean (dollars) |
| Renter-occupied housing units                               | 26 407                   | 5 343             | 5 083              | 2 511                | 2 317                | 4 226                | 2 913                | 2 752                | 1 003                | 259              | 12 788           | 14 645                             | 5 191          |
| <b>HOUSEHOLD TYPE AND AGE OF HOUSEHOLDER</b>                |                          |                   |                    |                      |                      |                      |                      |                      |                      |                  |                  |                                    |                |
| <b>Married-couple families</b>                              | 11 134                   | 918               | 1 463              | 866                  | 997                  | 2 298                | 1 849                | 1 860                | 722                  | 161              | 18 096           | 19 009                             | 1 217          |
| 15 to 24 years  | 832                      | 114               | 107                | 95                   | 95                   | 172                  | 170                  | 79                   | —                    | —                | 15 205           | 15 085                             | 130            |
| 25 to 34 years  | 3 083                    | 217               | 332                | 223                  | 247                  | 780                  | 616                  | 529                  | 109                  | 30               | 18 358           | 18 412                             | 328            |
| 35 to 44 years  | 2 085                    | 160               | 182                | 144                  | 156                  | 462                  | 379                  | 413                  | 164                  | 25               | 19 473           | 20 232                             | 274            |
| 45 to 64 years  | 3 344                    | 221               | 294                | 234                  | 289                  | 616                  | 564                  | 670                  | 376                  | 80               | 20 167           | 21 807                             | 296            |
| 65 years and over   | 1 790                    | 206               | 548                | 170                  | 210                  | 268                  | 120                  | 169                  | 73                   | 26               | 12 074           | 15 208                             | 189            |
| <b>Male householder, no wife present</b>                    | 5 273                    | 890               | 1 039              | 489                  | 566                  | 969                  | 573                  | 516                  | 150                  | 81               | 13 465           | 14 984                             | 701            |
| 15 to 24 years  | 725                      | 122               | 174                | 98                   | 72                   | 115                  | 89                   | 55                   | —                    | —                | 11 696           | 12 388                             | 103            |
| 25 to 34 years  | 1 303                    | 115               | 221                | 142                  | 173                  | 287                  | 185                  | 157                  | 11                   | 12               | 15 007           | 16 000                             | 131            |
| 35 to 44 years  | 897                      | 130               | 105                | 74                   | 79                   | 191                  | 144                  | 87                   | 65                   | 22               | 16 822           | 17 612                             | 134            |
| 45 to 64 years  | 1 543                    | 272               | 252                | 111                  | 183                  | 315                  | 147                  | 179                  | 54                   | 30               | 14 365           | 15 860                             | 215            |
| 65 years and over   | 805                      | 251               | 287                | 64                   | 59                   | 61                   | 8                    | 38                   | 20                   | 17               | 6 830            | 11 073                             | 118            |
| <b>Female householder, no husband present</b>               | 10 000                   | 3 535             | 2 581              | 1 156                | 754                  | 959                  | 491                  | 376                  | 131                  | 17               | 7 621            | 9 608                              | 3 273          |
| 15 to 24 years  | 1 022                    | 442               | 214                | 158                  | 69                   | 68                   | 51                   | 14                   | 6                    | —                | 6 437            | 7 923                              | 500            |
| 25 to 34 years  | 2 050                    | 556               | 572                | 314                  | 185                  | 214                  | 92                   | 95                   | 22                   | —                | 8 998            | 10 242                             | 726            |
| 35 to 44 years  | 1 570                    | 422               | 442                | 117                  | 116                  | 225                  | 127                  | 84                   | 37                   | —                | 9 022            | 11 268                             | 606            |
| 45 to 64 years  | 2 435                    | 655               | 564                | 358                  | 260                  | 284                  | 123                  | 159                  | 22                   | 10               | 9 988            | 11 110                             | 648            |
| 65 years and over   | 2 923                    | 1 460             | 789                | 209                  | 124                  | 168                  | 98                   | 24                   | 44                   | 7                | 5 008            | 7 608                              | 793            |
| Median age  | 44.1                     | 53.7              | 48.6               | 41.3                 | 43.8                 | 40.3                 | 38.9                 | 42.9                 | 48.7                 | 54.0             | ...              | ...                                | 40.7           |
| <b>YEAR HOUSEHOLDER MOVED INTO UNIT</b>                     |                          |                   |                    |                      |                      |                      |                      |                      |                      |                  |                  |                                    |                |
| 1979 to March 1980  | 7 023                    | 1 452             | 1 404              | 760                  | 607                  | 1 157                | 787                  | 639                  | 137                  | 80               | 12 156           | 13 927                             | 1 653          |
| 1975 to 1978  | 9 297                    | 1 689             | 1 613              | 946                  | 823                  | 1 549                | 1 174                | 1 039                | 395                  | 67               | 13 717           | 15 184                             | 1 814          |
| 1970 to 1974  | 4 247                    | 734               | 794                | 384                  | 399                  | 761                  | 408                  | 534                  | 184                  | 49               | 13 825           | 15 664                             | 615            |
| 1960 to 1969  | 4 093                    | 1 034             | 899                | 297                  | 299                  | 538                  | 420                  | 357                  | 207                  | 42               | 10 955           | 13 863                             | 791            |
| 1959 or earlier   | 1 747                    | 434               | 373                | 124                  | 189                  | 221                  | 122                  | 183                  | 80                   | 21               | 11 341           | 14 023                             | 318            |
| <b>PLUMBING FACILITIES BY PERSONS PER ROOM</b>              |                          |                   |                    |                      |                      |                      |                      |                      |                      |                  |                  |                                    |                |
| <b>Complete plumbing for exclusive use</b>                  | 25 463                   | 5 088             | 4 904              | 2 430                | 2 239                | 4 076                | 2 829                | 2 684                | 960                  | 253              | 12 846           | 14 695                             | 4 961          |
| 0.50 or less  | 12 310                   | 3 000             | 2 617              | 1 312                | 1 174                | 1 831                | 1 078                | 885                  | 289                  | 124              | 11 025           | 12 910                             | 2 085          |
| 0.51 to 1.00  | 10 892                   | 1 775             | 1 869              | 907                  | 890                  | 1 802                | 1 477                | 1 479                | 602                  | 91               | 15 014           | 16 333                             | 2 198          |
| 1.01 to 1.50  | 1 608                    | 215               | 303                | 148                  | 99                   | 318                  | 218                  | 221                  | 69                   | 17               | 15 756           | 16 510                             | 489            |
| 1.51 or more  | 653                      | 98                | 115                | 63                   | 76                   | 125                  | 56                   | 99                   | —                    | 21               | 14 161           | 16 563                             | 189            |
| <b>Lacking complete plumbing for exclusive use</b>          | 944                      | 255               | 179                | 81                   | 78                   | 150                  | 84                   | 68                   | 43                   | 6                | 11 173           | 13 297                             | 230            |
| 0.50 or less  | 315                      | 96                | 81                 | 41                   | 23                   | 42                   | 24                   | 8                    | —                    | —                | 9 005            | 10 167                             | 69             |
| 0.51 to 1.00  | 524                      | 145               | 83                 | 23                   | 29                   | 108                  | 60                   | 55                   | 21                   | —                | 13 448           | 14 023                             | 128            |
| 1.01 to 1.50  | 76                       | 14                | 9                  | 7                    | 18                   | —                    | —                    | —                    | 22                   | 6                | 13 611           | 21 126                             | 23             |
| 1.51 or more  | 29                       | —                 | 6                  | 10                   | 8                    | —                    | —                    | 5                    | —                    | —                | 12 125           | 13 661                             | 10             |
| <b>SELECTED CHARACTERISTICS</b>                             |                          |                   |                    |                      |                      |                      |                      |                      |                      |                  |                  |                                    |                |
| <b>Heating equipment</b>                                    | 26 345                   | 5 305             | 5 072              | 2 509                | 2 306                | 4 226                | 2 913                | 2 752                | 1 003                | 259              | 12 811           | 14 668                             | 5 148          |
| Central heating system                                      | 23 393                   | 4 534             | 4 437              | 2 256                | 2 046                | 3 814                | 2 638                | 2 482                | 927                  | 259              | 13 074           | 14 926                             | 4 285          |
| <b>Air conditioning</b>                                     | 16 106                   | 2 121             | 2 461              | 1 675                | 1 529                | 2 997                | 2 166                | 2 133                | 822                  | 202              | 15 434           | 16 888                             | 1 925          |
| Central system  | 1 788                    | 265               | 341                | 179                  | 201                  | 213                  | 195                  | 219                  | 139                  | 36               | 13 856           | 17 256                             | 215            |
| <b>Vehicles available</b>                                   | 18 380                   | 1 762             | 2 739              | 1 816                | 1 812                | 3 782                | 2 670                | 2 602                | 957                  | 240              | 16 384           | 17 692                             | 1 999          |
| 1   | 13 073                   | 1 520             | 2 385              | 1 559                | 1 397                | 2 873                | 1 684                | 1 165                | 398                  | 92               | 14 419           | 15 302                             | 1 671          |
| 2 or more   | 5 307                    | 242               | 354                | 257                  | 415                  | 909                  | 986                  | 1 437                | 559                  | 148              | 22 174           | 23 578                             | 328            |
| <b>House heating fuel</b>                                   | 26 345                   | 5 305             | 5 072              | 2 509                | 2 306                | 4 226                | 2 913                | 2 752                | 1 003                | 259              | 12 811           | 14 668                             | 5 148          |
| Utility gas   | 10 425                   | 2 285             | 2 014              | 948                  | 777                  | 1 763                | 1 097                | 1 044                | 390                  | 107              | 12 409           | 14 352                             | 2 308          |
| Bottled, tank, or LP gas                                    | 235                      | 35                | 69                 | 23                   | 28                   | 43                   | 12                   | 18                   | 7                    | —                | 11 467           | 13 026                             | 40             |
| Electricity   | 1 196                    | 261               | 229                | 155                  | 103                  | 132                  | 121                  | 130                  | 32                   | 33               | 11 742           | 15 634                             | 236            |
| Fuel oil, kerosene, etc.                                    | 14 306                   | 2 687             | 2 732              | 1 361                | 1 373                | 2 260                | 1 676                | 1 529                | 569                  | 119              | 13 179           | 14 849                             | 2 527          |
| Other   | 183                      | 37                | 28                 | 22                   | 25                   | 28                   | 7                    | 31                   | 5                    | —                | 12 950           | 14 272                             | 37             |
| Median rooms  | 3.7                      | 3.5               | 3.5                | 3.4                  | 3.7                  | 3.8                  | 4.0                  | 4.2                  | 4.3                  | 4.3              | ...              | ...                                | 3.8            |
| <b>Specified renter-occupied housing units</b>              | 26 309                   | 5 338             | 5 062              | 2 511                | 2 303                | 4 222                | 2 883                | 2 746                | 985                  | 259              | 12 764           | 14 623                             | 5 179          |
| <b>CONTRACT RENT</b>  |                          |                   |                    |                      |                      |                      |                      |                      |                      |                  |                  |                                    |                |
| Less than \$100   | 1 538                    | 989               | 264                | 31                   | 57                   | 84                   | 31                   | 59                   | 18                   | 5                | 4 282            | 7 013                              | 773            |
| \$100 to \$149  | 2 760                    | 767               | 735                | 200                  | 302                  | 341                  | 189                  | 163                  | 53                   | 10               | 8 891            | 11 426                             | 656            |
| \$150 to \$199  | 6 040                    | 1 424             | 1 253              | 622                  | 463                  | 974                  | 535                  | 579                  | 166                  | 24               | 11 379           | 13 235                             | 1 463          |
| \$200 to \$249  | 7 612                    | 1 293             | 1 543              | 893                  | 637                  | 1 253                | 958                  | 771                  | 206                  | 58               | 12 802           | 14 569                             | 1 289          |
| \$250 to \$299  | 5 123                    | 568               | 790                | 538                  | 546                  | 1 035                | 749                  | 635                  | 195                  | 67               | 15 607           | 16 650                             | 649            |
| \$300 to \$349  | 1 723                    | 140               | 269                | 127                  | 149                  | 312                  | 260                  | 291                  | 154                  | 21               | 17 984           | 19 083                             | 194            |
| \$350 to \$399  | 693                      | 44                | 90                 | 66                   | 64                   | 143                  | 89                   | 117                  | 62                   | 18               | 18 085           | 20 653                             | 51             |
| \$400 to \$499  | 294                      | 25                | 27                 | 16                   | 24                   | 27                   | 41                   | 36                   | 73                   | 25               | 23 289           | 28 283                             | 31             |
| \$500 or more   | 65                       | 10                | —                  | —                    | —                    | 12                   | —                    | 8                    | 18                   | 17               | 35 483           | 36 284                             | 10             |
| No cash rent  | 461                      | 78                | 91                 | 18                   | 61                   | 41                   | 31                   | 87                   | 40                   | 14               | 14 283           | 18 188                             | 63             |
| Median  | \$217                    | \$180             | \$208              | \$221                | \$226                | \$229                | \$237                | \$232                | \$257                | \$268            | ...              | ...                                | \$187          |
| <b>GROSS RENT</b>   |                          |                   |                    |                      |                      |                      |                      |                      |                      |                  |                  |                                    |                |
| Less than \$100   | 1 164                    | 909               | 177                | 15                   | 13                   | 26                   | 10                   | 3                    | 6                    | 5                | 3 819            | 4 893                              | 709            |
| \$100 to \$149  | 1 094                    | 397               | 376                | 49                   | 102                  | 84                   | 41                   | 30                   | 15                   | —                | 6 482            | 8 680                              | 339            |
| \$150 to \$199  | 2 691                    | 731               | 622                | 320                  | 237                  | 368                  | 212                  | 163                  | 32                   | 6                | 9 936            | 11 471                             | 560            |
| \$200 to \$249  | 6 249                    | 1 304             | 1 377              | 764                  | 534                  | 903                  | 619                  | 564                  | 146                  | 38               | 11 451           | 13 381                             | 1 180          |
| \$250 to \$299  | 7 437                    | 1 124             | 1 279              | 770                  | 777                  | 1 455                | 938                  | 806                  | 252                  | 36               | 14 255           | 15 161                             | 1 261          |
| \$300 to \$349  | 4 378                    | 515               | 792                | 397                  | 362                  | 871                  | 585                  | 598                  | 202                  | 56               | 15 904           | 16 876                             | 645            |
| \$350 to \$399  | 1 845                    | 175               | 254                | 112                  | 166                  | 311                  | 301                  | 324                  | 171                  | 31               | 18 659           | 19 818                             | 266            |
| \$400 to \$499  | 829                      | 95                | 83                 | 66                   | 32                   | 144                  | 133                  | 150                  | 97                   | 29               | 19 736           | 21 968                             | 135            |
| \$500 or more   | 161                      | 10                | 11                 | —                    | 19                   | 19                   | 13                   | 21                   | 24                   | 44               | 27 596           | 32 491                             | 21             |
| No cash rent  | 461                      | 78                | 91                 | 18                   | 61                   | 41                   | 31                   | 87                   | 40                   | 14               | 14 283           | 18 188                             | 63             |
| Median  | \$217                    | \$227             | \$248              | \$256                | \$264                | \$274                | \$281                | \$286                | \$305                | \$333            | ...              | ...                                | \$242          |
| <b>GROSS RENT AS PERCENTAGE OF HOUSEHOLD INCOME IN 1979</b> |                          |                   |                    |                      |                      |                      |                      |                      |                      |                  |                  |                                    |                |
| Less than 15 percent  | 5 536                    | 26                | 122                | 34                   | 176                  | 714                  | 1 224                | 2 104                | 891                  | 245              | 26 821           | 28 656                             | 64             |
| 15 to 19 percent  | 4 204                    | 152               | 157                | 189                  | 385                  | 1 577                | 1 197                | 511                  | 36                   | —                | 18 943           | 18 755                             | 185            |
| 20 to 24 percent  | 3 891                    | 313               | 287                | 576                  | 850                  | 1 433                | 384                  | 30                   | 18                   | —                | 14 763           | 14 298                             | 218            |
| 25 to 29 percent  | 2 379                    | 222               | 433                | 797                  | 549                  | 330                  | 34                   | 14                   | —                    | —                | 11 677           | 11 421                             | 220            |
| 30 to 34 percent  | 1 653                    | 103               | 700                | 530                  | 212                  | 102                  | 6                    | —                    | —                    | —                | 10 111           | 10 077                             | 96             |
| 35 to 49 percent  | 2 667                    | 321               | 1 917              | 341                  | 56                   | 25                   | 7                    | —                    | —                    | —                | 7 950            | 7 793                              | 326            |
| 50 percent or more  | 4 922                    | 3 527             | 1 355              | 26                   | 14                   | —                    | —                    | —                    | —                    |                  |                  |                                    |                |

Table C—5. Selected Monthly Owner Costs for Mortgaged Housing Units: 1980

(Data are estimates based on a sample, see Introduction. For meaning of symbols, see Introduction. For definitions of terms, see appendixes A and B)

| Elizabeth city  | Total        | Less than \$200 | \$200 to \$249 | \$250 to \$299 | \$300 to \$349 | \$350 to \$399 | \$400 to \$499 | \$500 to \$599 | \$600 to \$749 | \$750 or more | Median (dollars) |
|---|--------------|-----------------|----------------|----------------|----------------|----------------|----------------|----------------|----------------|---------------|------------------|
| <b>Specified owner-occupied housing units</b> -----                           | <b>3 041</b> | <b>18</b>       | <b>76</b>      | <b>212</b>     | <b>446</b>     | <b>561</b>     | <b>644</b>     | <b>600</b>     | <b>348</b>     | <b>136</b>    | <b>432</b>       |
| <b>PERSONS IN UNIT</b>  |              |                 |                |                |                |                |                |                |                |               |                  |
| 1 person -----  | 106          | —               | 15             | 5              | 21             | 29             | 12             | 14             | 10             | —             | 371              |
| 2 persons -----   | 615          | 12              | 42             | 62             | 84             | 70             | 123            | 126            | 61             | 35            | 423              |
| 3 persons -----   | 595          | —               | 4              | 35             | 104            | 127            | 150            | 88             | 62             | 25            | 423              |
| 4 persons -----   | 746          | —               | 11             | 49             | 104            | 129            | 165            | 173            | 100            | 15            | 444              |
| 5 persons -----   | 507          | —               | —              | 27             | 56             | 106            | 114            | 111            | 50             | 43            | 457              |
| 6 persons -----   | 282          | 6               | 4              | 30             | 47             | 54             | 35             | 54             | 43             | 9             | 400              |
| 7 persons -----   | 120          | —               | —              | 4              | 20             | 24             | 36             | 25             | 6              | 5             | 435              |
| 8 or more persons -----   | 70           | —               | —              | —              | 10             | 22             | 9              | 9              | 16             | 4             | 467              |
| Median -----  | 3.77         | 2.25            | 2.05           | 3.58           | 3.63           | 3.92           | 3.72           | 3.92           | 3.91           | 4.03          | ...              |
| <b>HOUSEHOLD TYPE AND AGE OF HOUSEHOLDER</b>                                  |              |                 |                |                |                |                |                |                |                |               |                  |
| <b>Married-couple families</b> -----  | <b>2 454</b> | <b>6</b>        | <b>50</b>      | <b>161</b>     | <b>336</b>     | <b>448</b>     | <b>509</b>     | <b>536</b>     | <b>283</b>     | <b>125</b>    | <b>444</b>       |
| 15 to 24 years -----  | 34           | —               | —              | —              | —              | —              | 7              | 8              | 6              | 13            | 650              |
| 25 to 34 years -----  | 334          | 6               | —              | 8              | 31             | 32             | 74             | 83             | 76             | 24            | 519              |
| 35 to 44 years -----  | 697          | —               | 8              | 46             | 37             | 117            | 173            | 213            | 79             | 24            | 484              |
| 45 to 64 years -----  | 1 267        | —               | 29             | 107            | 255            | 273            | 223            | 217            | 99             | 64            | 394              |
| 65 years and over -----   | 122          | —               | 13             | —              | 13             | 26             | 32             | 15             | 23             | —             | 422              |
| <b>Male householder, no wife present</b> -----                                | <b>184</b>   | <b>12</b>       | <b>8</b>       | <b>13</b>      | <b>26</b>      | <b>44</b>      | <b>15</b>      | <b>38</b>      | <b>23</b>      | <b>5</b>      | <b>388</b>       |
| 15 to 24 years -----  | 6            | —               | —              | —              | 6              | —              | —              | —              | —              | —             | 325              |
| 25 to 34 years -----  | 28           | —               | —              | —              | —              | 14             | —              | 3              | 6              | 5             | 450              |
| 35 to 44 years -----  | 37           | —               | —              | —              | —              | 11             | 7              | 15             | 4              | —             | 503              |
| 45 to 64 years -----  | 106          | 12              | 8              | 13             | 20             | 12             | 8              | 20             | 13             | —             | 350              |
| 65 years and over -----   | 7            | —               | —              | —              | —              | 7              | —              | —              | —              | —             | 375              |
| <b>Female householder, no husband present</b> -----                           | <b>403</b>   | —               | <b>18</b>      | <b>38</b>      | <b>84</b>      | <b>69</b>      | <b>120</b>     | <b>26</b>      | <b>42</b>      | <b>6</b>      | <b>395</b>       |
| 15 to 24 years -----  | 6            | —               | —              | —              | 6              | —              | —              | —              | —              | —             | 375              |
| 25 to 34 years -----  | 51           | —               | —              | —              | —              | 14             | 31             | —              | —              | 6             | 461              |
| 35 to 44 years -----  | 104          | —               | —              | 15             | 38             | 20             | 6              | —              | 25             | —             | 349              |
| 45 to 64 years -----  | 153          | —               | 11             | —              | 30             | 15             | 66             | 20             | 11             | —             | 423              |
| 65 years and over -----   | 89           | —               | 7              | 23             | 16             | 14             | 17             | 6              | 6              | —             | 345              |
| Median age -----  | 47.4         | 46.3            | 59.5           | 49.6           | 50.5           | 49.5           | 46.1           | 44.2           | 40.4           | 44.2          | ...              |
| <b>YEAR HOUSEHOLDER MOVED INTO UNIT</b>                                       |              |                 |                |                |                |                |                |                |                |               |                  |
| 1979 to March 1980 -----  | 319          | —               | —              | 8              | 12             | 18             | 75             | 76             | 67             | 63            | 561              |
| 1975 to 1978 -----  | 687          | 6               | 3              | 36             | 47             | 75             | 183            | 176            | 118            | 43            | 497              |
| 1970 to 1974 -----  | 650          | —               | 4              | 27             | 106            | 100            | 143            | 204            | 61             | 5             | 467              |
| 1960 to 1969 -----  | 1 029        | 12              | 40             | 92             | 201            | 308            | 166            | 103            | 82             | 25            | 378              |
| 1959 or earlier -----   | 356          | —               | 29             | 49             | 80             | 60             | 77             | 41             | 20             | —             | 367              |
| <b>ROOMS</b>  |              |                 |                |                |                |                |                |                |                |               |                  |
| 1 to 3 rooms -----  | 24           | —               | —              | 16             | —              | 3              | —              | 5              | —              | —             | 288              |
| 4 rooms -----   | 97           | —               | 26             | 7              | 24             | 12             | 7              | 16             | 5              | —             | 332              |
| 5 rooms -----   | 355          | 12              | 19             | 40             | 124            | 66             | 57             | 21             | 16             | —             | 343              |
| 6 rooms -----   | 996          | —               | 26             | 103            | 145            | 285            | 202            | 157            | 70             | 8             | 389              |
| 7 rooms -----   | 811          | 6               | —              | 24             | 98             | 112            | 184            | 244            | 119            | 24            | 490              |
| 8 or more rooms -----   | 758          | —               | 5              | 22             | 55             | 83             | 194            | 157            | 138            | 104           | 513              |
| Median -----  | 6.6          | 5.3             | 5.1            | 5.9            | 6.0            | 6.2            | 6.8            | 6.9            | 7.2            | 8.4           | ...              |
| <b>YEAR STRUCTURE BUILT</b>   |              |                 |                |                |                |                |                |                |                |               |                  |
| 1975 to March 1980 -----  | 13           | —               | —              | —              | —              | —              | —              | —              | 7              | 6             | 739              |
| 1970 to 1974 -----  | 49           | —               | —              | —              | 19             | —              | 11             | 5              | 14             | —             | 475              |
| 1960 to 1969 -----  | 173          | —               | —              | 6              | 26             | 11             | 19             | 63             | 34             | 14            | 539              |
| 1950 to 1959 -----  | 356          | —               | 15             | 29             | 59             | 69             | 68             | 76             | 29             | 11            | 411              |
| 1940 to 1949 -----  | 467          | 12              | 5              | 28             | 41             | 96             | 132            | 79             | 62             | 12            | 438              |
| 1939 or earlier -----   | 1 983        | 6               | 56             | 149            | 301            | 385            | 414            | 377            | 202            | 93            | 422              |
| <b>VALUE</b>  |              |                 |                |                |                |                |                |                |                |               |                  |
| Less than \$10,000 -----  | —            | —               | —              | —              | —              | —              | —              | —              | —              | —             | —                |
| \$10,000 to \$19,999 -----  | 28           | 12              | —              | 4              | —              | 7              | 5              | —              | —              | —             | 275              |
| \$20,000 to \$29,999 -----  | 301          | —               | 44             | 64             | 65             | 83             | 21             | 24             | —              | —             | 333              |
| \$30,000 to \$39,999 -----  | 722          | —               | 27             | 63             | 176            | 153            | 161            | 90             | 48             | 4             | 381              |
| \$40,000 to \$49,999 -----  | 706          | —               | —              | 65             | 130            | 182            | 142            | 128            | 53             | 6             | 393              |
| \$50,000 to \$59,999 -----  | 604          | —               | —              | 5              | 43             | 92             | 202            | 143            | 102            | 17            | 478              |
| \$60,000 to \$79,999 -----  | 541          | 6               | 5              | 11             | 32             | 39             | 75             | 183            | 113            | 77            | 556              |
| \$80,000 to \$99,999 -----  | 107          | —               | —              | —              | —              | 5              | 38             | 27             | 17             | 20            | 539              |
| \$100,000 to \$149,999 -----  | 32           | —               | —              | —              | —              | —              | —              | 5              | 15             | 12            | 710              |
| \$150,000 or more -----   | —            | —               | —              | —              | —              | —              | —              | —              | —              | —             | —                |
| Median -----  | \$46 700     | \$13 800        | \$29 200       | \$34 900       | \$39 200       | \$42 400       | \$49 400       | \$53 200       | \$57 300       | \$65 900      | ...              |
| <b>SELECTED MONTHLY OWNER COSTS AS PERCENTAGE OF HOUSEHOLD INCOME IN 1979</b> |              |                 |                |                |                |                |                |                |                |               |                  |
| Less than 15 percent -----  | 843          | 18              | 39             | 120            | 194            | 160            | 138            | 112            | 37             | 25            | 366              |
| 15 to 19 percent -----  | 684          | —               | 22             | 50             | 96             | 180            | 170            | 123            | 35             | 8             | 398              |
| 20 to 24 percent -----  | 480          | —               | 7              | 11             | 44             | 89             | 120            | 132            | 64             | 13            | 470              |
| 25 to 29 percent -----  | 270          | —               | —              | 10             | 23             | 34             | 46             | 83             | 54             | 20            | 527              |
| 30 to 34 percent -----  | 288          | —               | —              | 5              | 29             | 35             | 59             | 58             | 77             | 25            | 528              |
| 35 percent or more -----  | 471          | —               | 8              | 16             | 60             | 58             | 111            | 92             | 81             | 45            | 484              |
| Not computed -----  | 5            | —               | —              | —              | —              | 5              | —              | —              | —              | —             | 375              |
| Median -----  | 19.9         | 10              | 14.7           | 14.0           | 16.5           | 18.3           | 20.6           | 22.5           | 28.5           | 30.4          | ...              |
| <b>SELECTED CHARACTERISTICS</b>   |              |                 |                |                |                |                |                |                |                |               |                  |
| <b>Heating equipment</b> -----  | <b>3 041</b> | <b>18</b>       | <b>76</b>      | <b>212</b>     | <b>446</b>     | <b>561</b>     | <b>644</b>     | <b>600</b>     | <b>348</b>     | <b>136</b>    | <b>432</b>       |
| Steam or hot water system -----   | 2 266        | —               | 43             | 167            | 342            | 419            | 469            | 458            | 271            | 97            | 437              |
| Control warm-air furnace or electric heat pump -----                          | 595          | 6               | 28             | 34             | 72             | 112            | 132            | 114            | 58             | 39            | 429              |
| Other built-in electric units -----   | 12           | —               | —              | —              | —              | —              | —              | —              | 7              | —             | 621              |
| Floor, wall, or pipeless furnace -----  | 28           | —               | —              | —              | 10             | 6              | 12             | —              | —              | —             | 383              |
| Other means -----   | 140          | 12              | 5              | 11             | 22             | 19             | 31             | 28             | 12             | —             | 403              |
| <b>Air conditioning</b> -----   | <b>2 441</b> | <b>18</b>       | <b>58</b>      | <b>151</b>     | <b>322</b>     | <b>452</b>     | <b>534</b>     | <b>495</b>     | <b>293</b>     | <b>118</b>    | <b>440</b>       |
| Control system -----  | 282          | —               | —              | 5              | 19             | 41             | 62             | 59             | 70             | 26            | 524              |
| 1 or more individual room units -----   | 2 159        | 18              | 58             | 146            | 303            | 411            | 472            | 436            | 223            | 92            | 430              |
| <b>House heating fuel</b> -----   | <b>3 041</b> | <b>18</b>       | <b>76</b>      | <b>212</b>     | <b>446</b>     | <b>561</b>     | <b>644</b>     | <b>600</b>     | <b>348</b>     | <b>136</b>    | <b>432</b>       |
| Utility gas -----   | 1 355        | 12              | 45             | 141            | 269            | 221            | 289            | 243            | 94             | 41            | 398              |
| Bottled, tank, or LP gas -----  | 4            | —               | —              | —              | —              | 4              | —              | —              | —              | —             | 375              |
| Electricity -----   | 12           | —               | —              | —              | —              | 5              | —              | —              | 7              | —             | 621              |
| Fuel oil, kerosene, etc. -----  | 1 659        | 6               | 31             | 66             | 177            | 331            | 349            | 357            | 247            | 95            | 465              |
| Other -----   | 11           | —               | —              | 5              | —              | —              | —              | —              | —              | —             | 404              |



Table C—6. Selected Monthly Owner Costs for Not Mortgaged Housing Units: 1980

(Data are estimates based on a sample, see Introduction. For meaning of symbols, see Introduction. For definitions of terms, see appendixes A and B)

Elizabeth city

|   | Total        | Less than \$50 | \$50 to \$74 | \$75 to \$99 | \$100 to \$124 | \$125 to \$149 | \$150 to \$199 | \$200 to \$249 | \$250 or more | Median (dollars) |
|---|--------------|----------------|--------------|--------------|----------------|----------------|----------------|----------------|---------------|------------------|
| <b>Specified owner-occupied housing units</b> -----                           | <b>2 871</b> | —              | 5            | 61           | 48             | 107            | 589            | 856            | 1 205         | 237              |
| <b>PERSONS IN UNIT</b>  |              |                |              |              |                |                |                |                |               |                  |
| 1 person -----  | 594          | —              | —            | 25           | 25             | 46             | 153            | 152            | 193           | 216              |
| 2 persons -----   | 1 122        | —              | 5            | 22           | 20             | 29             | 277            | 405            | 364           | 226              |
| 3 persons -----   | 457          | —              | —            | 10           | 3              | 6              | 66             | 140            | 232           | 250+             |
| 4 persons -----   | 384          | —              | —            | —            | —              | 9              | 58             | 86             | 231           | 250+             |
| 5 persons -----   | 233          | —              | —            | 4            | —              | 17             | 30             | 60             | 122           | 250+             |
| 6 persons -----   | 46           | —              | —            | —            | —              | —              | —              | —              | 46            | 250+             |
| 7 persons -----   | 30           | —              | —            | —            | —              | —              | —              | 13             | 17            | 250+             |
| 8 or more persons -----   | 5            | —              | —            | —            | —              | —              | 5              | —              | —             | 175              |
| Median -----  | 2.25         | —              | 2.00         | 1.75         | 1.46           | 1.76           | 2.01           | 2.18           | 2.70          | ...              |
| <b>HOUSEHOLD TYPE AND AGE OF HOUSEHOLDER</b>                                  |              |                |              |              |                |                |                |                |               |                  |
| <b>Married-couple families</b> -----  | <b>1 654</b> | —              | 5            | 10           | 8              | 51             | 346            | 513            | 721           | 240              |
| 15 to 24 years -----  | —            | —              | —            | —            | —              | —              | —              | —              | —             | —                |
| 25 to 34 years -----  | 38           | —              | —            | —            | —              | —              | —              | 10             | 28            | 250+             |
| 35 to 44 years -----  | 128          | —              | —            | —            | —              | 3              | 33             | 34             | 58            | 241              |
| 45 to 64 years -----  | 749          | —              | 5            | 10           | 3              | 17             | 158            | 223            | 333           | 241              |
| 65 years and over -----   | 739          | —              | —            | —            | 5              | 31             | 155            | 246            | 302           | 236              |
| <b>Male householder, no wife present</b> -----                                | <b>305</b>   | —              | —            | 9            | 11             | 8              | 57             | 71             | 149           | 248              |
| 15 to 24 years -----  | —            | —              | —            | —            | —              | —              | —              | —              | —             | —                |
| 25 to 34 years -----  | 8            | —              | —            | —            | —              | —              | —              | —              | 8             | 250+             |
| 35 to 44 years -----  | 9            | —              | —            | —            | —              | —              | —              | 4              | 5             | 250+             |
| 45 to 64 years -----  | 113          | —              | —            | —            | 6              | 8              | 12             | 23             | 64            | 250+             |
| 65 years and over -----   | 175          | —              | —            | 9            | 5              | —              | 45             | 44             | 72            | 232              |
| <b>Female householder, no husband present</b> -----                           | <b>912</b>   | —              | —            | 42           | 29             | 48             | 186            | 272            | 335           | 228              |
| 15 to 24 years -----  | —            | —              | —            | —            | —              | —              | —              | —              | —             | —                |
| 25 to 34 years -----  | 15           | —              | —            | —            | —              | —              | —              | —              | 15            | 250+             |
| 35 to 44 years -----  | 29           | —              | —            | —            | —              | —              | 16             | —              | 13            | 195              |
| 45 to 64 years -----  | 287          | —              | —            | 4            | 20             | 15             | 51             | 76             | 121           | 235              |
| 65 years and over -----   | 581          | —              | —            | 38           | 9              | 33             | 119            | 196            | 186           | 223              |
| Median age -----  | 65.6         | —              | 62.5         | 69.9         | 58.8           | 70.7           | 66.1           | 66.6           | 63.6          | ...              |
| <b>YEAR HOUSEHOLDER MOVED INTO UNIT</b>                                       |              |                |              |              |                |                |                |                |               |                  |
| 1979 to March 1980 -----  | 27           | —              | —            | —            | —              | 3              | —              | 10             | 14            | 250+             |
| 1975 to 1978 -----  | 152          | —              | —            | 4            | —              | 15             | 37             | 43             | 53            | 223              |
| 1970 to 1974 -----  | 144          | —              | —            | —            | 8              | —              | 22             | 34             | 80            | 250+             |
| 1960 to 1969 -----  | 432          | —              | —            | —            | —              | 6              | 79             | 127            | 220           | 250+             |
| 1959 or earlier -----   | 2 116        | —              | 5            | 57           | 40             | 83             | 451            | 642            | 838           | 233              |
| <b>ROOMS</b>  |              |                |              |              |                |                |                |                |               |                  |
| 1 to 3 rooms -----  | 17           | —              | —            | 5            | —              | —              | 7              | —              | 5             | 175              |
| 4 rooms -----   | 187          | —              | —            | 9            | 20             | 29             | 51             | 66             | 12            | 185              |
| 5 rooms -----   | 444          | —              | —            | 20           | 14             | 42             | 184            | 107            | 77            | 190              |
| 6 rooms -----   | 1 020        | —              | —            | 23           | 8              | 26             | 240            | 396            | 327           | 227              |
| 7 rooms -----   | 688          | —              | 5            | 4            | —              | —              | 70             | 190            | 419           | 250+             |
| 8 or more rooms -----   | 515          | —              | —            | —            | 6              | 10             | 37             | 97             | 365           | 250+             |
| Median -----  | 6.3          | —              | 7.0          | 5.3          | 4.8            | 5.1            | 5.7            | 6.1            | 6.9           | ...              |
| <b>YEAR STRUCTURE BUILT</b>   |              |                |              |              |                |                |                |                |               |                  |
| 1975 to March 1980 -----  | —            | —              | —            | —            | —              | —              | —              | —              | —             | —                |
| 1970 to 1974 -----  | 12           | —              | —            | —            | —              | —              | —              | 4              | 8             | 250+             |
| 1960 to 1969 -----  | 79           | —              | —            | —            | —              | —              | 6              | 50             | 23            | 233              |
| 1950 to 1959 -----  | 300          | —              | 5            | —            | —              | —              | 64             | 87             | 144           | 247              |
| 1940 to 1949 -----  | 198          | —              | —            | —            | 8              | 16             | 49             | 29             | 96            | 245              |
| 1939 or earlier -----   | 2 282        | —              | —            | 61           | 40             | 91             | 470            | 686            | 934           | 235              |
| <b>VALUE</b>  |              |                |              |              |                |                |                |                |               |                  |
| Less than \$10,000 -----  | 11           | —              | —            | —            | 4              | —              | 7              | —              | —             | 161              |
| \$10,000 to \$19,999 -----  | 156          | —              | —            | 30           | 8              | 36             | 72             | 10             | —             | 153              |
| \$20,000 to \$29,999 -----  | 390          | —              | —            | 9            | 25             | 38             | 168            | 101            | 49            | 187              |
| \$30,000 to \$39,999 -----  | 704          | —              | —            | 22           | —              | 25             | 177            | 283            | 197           | 223              |
| \$40,000 to \$49,999 -----  | 620          | —              | —            | —            | 11             | 8              | 105            | 204            | 292           | 246              |
| \$50,000 to \$59,999 -----  | 565          | —              | —            | —            | —              | —              | 23             | 184            | 358           | 250+             |
| \$60,000 to \$79,999 -----  | 338          | —              | 5            | —            | —              | —              | 37             | 61             | 235           | 250+             |
| \$80,000 to \$99,999 -----  | 61           | —              | —            | —            | —              | —              | —              | 13             | 48            | 250+             |
| \$100,000 to \$149,999 -----  | 26           | —              | —            | —            | —              | —              | —              | —              | 26            | 250+             |
| \$150,000 or more -----   | —            | —              | —            | —            | —              | —              | —              | —              | —             | —                |
| Median -----  | \$42 500     | —              | \$77 500     | \$22 600     | \$21 800       | \$22 200       | \$32 500       | \$41 500       | \$51 400      | ...              |
| <b>SELECTED MONTHLY OWNER COSTS AS PERCENTAGE OF HOUSEHOLD INCOME IN 1979</b> |              |                |              |              |                |                |                |                |               |                  |
| Less than 10 percent -----  | 766          | —              | 5            | 27           | 11             | 50             | 138            | 249            | 286           | 231              |
| 10 to 14 percent -----  | 685          | —              | —            | —            | 14             | 13             | 114            | 203            | 341           | 250              |
| 15 to 19 percent -----  | 348          | —              | —            | —            | —              | —              | 118            | 71             | 159           | 239              |
| 20 to 24 percent -----  | 303          | —              | —            | 13           | 14             | —              | 86             | 95             | 95            | 220              |
| 25 to 29 percent -----  | 191          | —              | —            | 9            | —              | 17             | 24             | 66             | 75            | 234              |
| 30 to 34 percent -----  | 115          | —              | —            | —            | 4              | 5              | 18             | 54             | 34            | 228              |
| 35 percent or more -----  | 440          | —              | —            | 12           | 5              | 22             | 77             | 118            | 206           | 244              |
| Not computed -----  | 23           | —              | —            | —            | —              | —              | —              | —              | —             | 191              |
| Median -----  | 14.8         | —              | 10           | 21.3         | 14.6           | 11.3           | 16.5           | 14.4           | 14.6          | ...              |
| <b>SELECTED CHARACTERISTICS</b>   |              |                |              |              |                |                |                |                |               |                  |
| <b>Heating equipment</b> -----  | <b>2 871</b> | —              | 5            | 61           | 48             | 107            | 589            | 856            | 1 205         | 237              |
| Steam or hot water system -----   | 2 256        | —              | 5            | 27           | 36             | 38             | 400            | 721            | 1 029         | 243              |
| Central warm-air furnace or electric heat pump -----                          | 431          | —              | —            | 17           | 8              | 44             | 142            | 106            | 114           | 202              |
| Other built-in electric units -----   | 7            | —              | —            | —            | —              | —              | —              | —              | —             | 250+             |
| Floor, wall, or pipeless furnace -----  | 17           | —              | —            | —            | —              | —              | 11             | —              | 6             | 189              |
| Other means -----   | 160          | —              | —            | 17           | 4              | 25             | 36             | 29             | 49            | 197              |
| <b>Air conditioning</b> -----   | <b>2 082</b> | —              | 5            | 43           | 34             | 54             | 417            | 621            | 908           | 239              |
| Central system -----  | 133          | —              | —            | —            | —              | —              | 10             | 17             | 59            | 233              |
| 1 or more individual room units -----   | 1 949        | —              | 5            | 43           | 34             | 44             | 400            | 562            | 861           | 240              |
| <b>House heating fuel</b> -----   | <b>2 871</b> | —              | 5            | 61           | 48             | 107            | 589            | 856            | 1 205         | 237              |
| Utility gas -----   | 1 133        | —              | —            | 47           | 38             | 73             | 294            | 383            | 298           | 215              |
| Battled, tank, or LP gas -----  | 13           | —              | —            | —            | —              | —              | 5              | —              | 8             | 250+             |
| Electricity -----   | 18           | —              | —            | —            | —              | —              | 11             | —              | 7             | 145              |
| Fuel oil, kerosene, etc. -----  | 1 679        | —              | 5            | 14           | 10             | 23             | 276            | 468            | 883           | 250+             |
| Other -----   | 28           | —              | —            | —            | —              | —              | 14             | 5              | 9             | 200              |

Table C-7. Year Structure Built for Owner- and Renter-Occupied Housing Units: 1980

[Data are estimates based on a sample, see Introduction. For meaning of symbols, see Introduction. For definitions of terms, see appendixes A and B]

| Elizabeth city                                 | Owner-occupied housing units |                    |              |              |              |                 | Renter-occupied housing units |                    |              |              |              |                 |
|--|------------------------------|--------------------|--------------|--------------|--------------|-----------------|-------------------------------|--------------------|--------------|--------------|--------------|-----------------|
|  | Total                        | 1975 to March 1980 | 1970 to 1974 | 1960 to 1969 | 1940 to 1959 | 1939 or earlier | Total                         | 1975 to March 1980 | 1970 to 1974 | 1960 to 1969 | 1940 to 1959 | 1939 or earlier |
| Occupied housing units                         | 12 471                       | 100                | 182          | 717          | 2 488        | 8 984           | 26 407                        | 560                | 1 085        | 5 751        | 8 603        | 10 408          |
| <b>HOUSEHOLD TYPE AND AGE OF HOUSEHOLDER</b>   |                              |                    |              |              |              |                 |                               |                    |              |              |              |                 |
| Married-couple families                        | 8 775                        | 88                 | 159          | 585          | 1 942        | 6 001           | 11 134                        | 194                | 429          | 2 291        | 3 459        | 4 761           |
| 15 to 24 years                                 | 61                           | —                  | —            | —            | 19           | 42              | 832                           | 9                  | 44           | 189          | 279          | 311             |
| 25 to 34 years                                 | 880                          | 12                 | 10           | 74           | 267          | 517             | 3 083                         | 90                 | 81           | 696          | 1 071        | 1 145           |
| 35 to 44 years                                 | 1 757                        | 43                 | 46           | 153          | 488          | 1 027           | 2 085                         | 32                 | 104          | 352          | 747          | 850             |
| 45 to 64 years                                 | 4 459                        | 33                 | 91           | 279          | 974          | 3 082           | 3 344                         | 37                 | 126          | 584          | 954          | 1 643           |
| 65 years and over                              | 1 618                        | —                  | 12           | 79           | 194          | 1 333           | 1 790                         | 26                 | 74           | 470          | 408          | 812             |
| Male householder, no wife present              | 1 080                        | 7                  | 5            | 49           | 181          | 838             | 5 273                         | 152                | 276          | 1 150        | 1 743        | 1 952           |
| 15 to 24 years                                 | 17                           | —                  | —            | —            | —            | 17              | 725                           | 41                 | 42           | 151          | 281          | 210             |
| 25 to 34 years                                 | 78                           | —                  | —            | 26           | 13           | 39              | 1 303                         | 27                 | 100          | 373          | 386          | 417             |
| 35 to 44 years                                 | 111                          | —                  | —            | —            | 22           | 89              | 897                           | 7                  | 36           | 204          | 350          | 300             |
| 45 to 64 years                                 | 422                          | —                  | 5            | 16           | 114          | 287             | 1 543                         | 51                 | 85           | 273          | 456          | 678             |
| 65 years and over                              | 452                          | 7                  | —            | 7            | 32           | 406             | 805                           | 26                 | 13           | 149          | 270          | 347             |
| Female householder, no husband present         | 2 616                        | 5                  | 18           | 83           | 365          | 2 145           | 10 000                        | 214                | 380          | 2 310        | 3 401        | 3 695           |
| 15 to 24 years                                 | 20                           | —                  | —            | —            | 12           | 8               | 1 022                         | 27                 | 63           | 175          | 405          | 352             |
| 25 to 34 years                                 | 130                          | —                  | —            | 10           | 47           | 73              | 2 050                         | 31                 | 80           | 348          | 818          | 773             |
| 35 to 44 years                                 | 223                          | 5                  | —            | 13           | 44           | 161             | 1 570                         | 44                 | 74           | 272          | 596          | 584             |
| 45 to 64 years                                 | 885                          | —                  | 18           | 43           | 121          | 703             | 2 435                         | 39                 | 74           | 558          | 731          | 1 033           |
| 65 years and over                              | 1 358                        | —                  | —            | 17           | 141          | 1 200           | 2 923                         | 73                 | 89           | 957          | 851          | 953             |
| Median age                                     | 55.9                         | 42.4               | 51.7         | 48.6         | 50.7         | 58.0            | 44.1                          | 42.1               | 39.6         | 47.3         | 40.6         | 47.0            |
| <b>YEAR HOUSEHOLDER MOVED INTO UNIT</b>        |                              |                    |              |              |              |                 |                               |                    |              |              |              |                 |
| 1979 to March 1980                             | 762                          | 35                 | 21           | 60           | 214          | 432             | 7 023                         | 257                | 357          | 1 428        | 2 556        | 2 425           |
| 1975 to 1978                                   | 2 043                        | 65                 | 41           | 158          | 584          | 1 195           | 9 297                         | 303                | 548          | 2 029        | 3 114        | 3 303           |
| 1970 to 1974                                   | 1 892                        | —                  | 120          | 171          | 492          | 1 109           | 4 247                         | —                  | 180          | 983          | 1 403        | 1 681           |
| 1960 to 1969                                   | 2 830                        | —                  | —            | 328          | 555          | 1 947           | 4 093                         | —                  | —            | 1 311        | 1 062        | 1 720           |
| 1959 or earlier                                | 4 944                        | —                  | —            | —            | 643          | 4 301           | 1 747                         | —                  | —            | —            | 468          | 1 279           |
| <b>ROOMS</b>                                   |                              |                    |              |              |              |                 |                               |                    |              |              |              |                 |
| 1 room   | 11                           | —                  | —            | —            | 4            | 7               | 1 405                         | 58                 | 71           | 412          | 379          | 485             |
| 2 rooms  | 29                           | —                  | —            | —            | 7            | 22              | 2 374                         | 86                 | 182          | 769          | 747          | 590             |
| 3 rooms  | 241                          | 5                  | 12           | 16           | 54           | 154             | 7 595                         | 229                | 501          | 2 324        | 2 221        | 2 320           |
| 4 rooms  | 1 544                        | 21                 | 11           | 123          | 277          | 1 112           | 7 959                         | 124                | 240          | 1 562        | 2 885        | 3 148           |
| 5 rooms  | 3 309                        | 34                 | 32           | 260          | 738          | 2 245           | 4 977                         | 28                 | 63           | 529          | 1 778        | 2 579           |
| 6 rooms  | 3 568                        | 17                 | 87           | 139          | 707          | 2 618           | 1 492                         | 29                 | 21           | 91           | 451          | 900             |
| 7 or more rooms                                | 3 769                        | 23                 | 40           | 179          | 701          | 2 826           | 605                           | 6                  | 7            | 64           | 142          | 386             |
| Median   | 5.8                          | 5.2                | 5.9          | 5.3          | 5.7          | 5.9             | 3.7                           | 3.1                | 3.1          | 3.2          | 3.8          | 4.1             |
| <b>PLUMBING FACILITIES BY PERSONS PER ROOM</b> |                              |                    |              |              |              |                 |                               |                    |              |              |              |                 |
| Complete plumbing for exclusive use            | 12 197                       | 100                | 169          | 710          | 2 401        | 8 817           | 25 463                        | 554                | 1 043        | 5 577        | 8 327        | 9 962           |
| 0.50 or less                                   | 6 800                        | 31                 | 92           | 355          | 1 118        | 5 204           | 12 310                        | 220                | 471          | 2 782        | 3 877        | 4 960           |
| 0.51 to 1.00                                   | 4 835                        | 60                 | 54           | 317          | 1 135        | 3 269           | 10 892                        | 260                | 489          | 2 378        | 3 582        | 4 183           |
| 1.01 to 1.50                                   | 505                          | 9                  | 23           | 32           | 145          | 296             | 1 608                         | 54                 | 70           | 265          | 558          | 661             |
| 1.51 or more                                   | 57                           | —                  | —            | 6            | 3            | 48              | 653                           | 20                 | 13           | 152          | 310          | 158             |
| Lacking complete plumbing for exclusive use    | 274                          | —                  | 13           | 7            | 87           | 167             | 944                           | 6                  | 42           | 174          | 276          | 446             |
| 0.50 or less                                   | 132                          | —                  | 13           | —            | 26           | 93              | 315                           | —                  | —            | 92           | 79           | 144             |
| 0.51 to 1.00                                   | 116                          | —                  | —            | 7            | 51           | 58              | 524                           | 6                  | 42           | 37           | 151          | 288             |
| 1.01 to 1.50                                   | 21                           | —                  | —            | —            | 10           | 11              | 76                            | —                  | —            | 37           | 25           | 14              |
| 1.51 or more                                   | 5                            | —                  | —            | —            | —            | 5               | 29                            | —                  | —            | 8            | 21           | —               |
| <b>PERSONS IN UNIT</b>                         |                              |                    |              |              |              |                 |                               |                    |              |              |              |                 |
| 1 person                                       | 1 729                        | 7                  | 7            | 50           | 244          | 1 421           | 9 020                         | 240                | 397          | 2 476        | 2 770        | 3 137           |
| 2 persons                                      | 3 441                        | 16                 | 48           | 208          | 609          | 2 560           | 7 426                         | 121                | 432          | 1 769        | 2 232        | 2 872           |
| 3 persons                                      | 2 434                        | 18                 | 60           | 114          | 457          | 1 785           | 4 409                         | 118                | 171          | 753          | 1 454        | 1 913           |
| 4 persons                                      | 2 324                        | 17                 | 27           | 178          | 576          | 1 526           | 2 785                         | 29                 | 39           | 348          | 1 091        | 1 278           |
| 5 persons                                      | 1 439                        | 32                 | 5            | 108          | 340          | 954             | 1 519                         | 22                 | 36           | 188          | 595          | 678             |
| 6 or more persons                              | 1 104                        | 10                 | 35           | 59           | 262          | 738             | 1 248                         | 30                 | 10           | 217          | 461          | 530             |
| Median   | 2.94                         | 4.03               | 3.10         | 3.38         | 3.36         | 2.79            | 2.06                          | 1.83               | 1.84         | 1.73         | 2.19         | 2.22            |
| Total persons                                  | 40 927                       | 422                | 634          | 2 695        | 8 819        | 28 357          | 63 420                        | 1 303              | 2 167        | 11 883       | 21 579       | 26 488          |
| <b>UNITS IN STRUCTURE</b>                      |                              |                    |              |              |              |                 |                               |                    |              |              |              |                 |
| 1, detached or attached                        | 6 339                        | 18                 | 66           | 287          | 1 378        | 4 590           | 860                           | 6                  | —            | 37           | 267          | 550             |
| 2  | 4 743                        | 51                 | 104          | 283          | 832          | 3 473           | 6 431                         | 52                 | 89           | 381          | 2 259        | 3 650           |
| 3 and 4  | 971                          | 31                 | 12           | 50           | 196          | 682             | 4 561                         | 63                 | 39           | 325          | 1 595        | 2 539           |
| 5 to 9   | 201                          | —                  | —            | 16           | 52           | 133             | 3 308                         | 36                 | 132          | 535          | 1 182        | 1 423           |
| 10 to 49                                       | 156                          | —                  | —            | 34           | 25           | 97              | 7 128                         | 189                | 685          | 2 534        | 2 100        | 1 620           |
| 50 or more                                     | 61                           | —                  | —            | 47           | 5            | 9               | 4 092                         | 214                | 140          | 1 939        | 1 184        | 615             |
| Mobile home or trailer, etc.                   | —                            | —                  | —            | —            | —            | —               | 27                            | —                  | —            | —            | 16           | 11              |
| <b>SELECTED CHARACTERISTICS</b>                |                              |                    |              |              |              |                 |                               |                    |              |              |              |                 |
| <b>Heating equipment</b>                       | 12 461                       | 100                | 182          | 717          | 2 488        | 8 974           | 26 345                        | 560                | 1 085        | 5 751        | 8 586        | 10 363          |
| Steam or hot water system                      | 9 645                        | 73                 | 111          | 352          | 1 573        | 7 534           | 18 954                        | 332                | 707          | 3 435        | 6 322        | 8 158           |
| Central warm-air furnace or electric heat pump | 1 646                        | 17                 | 66           | 298          | 620          | 645             | 3 021                         | 71                 | 172          | 1 424        | 849          | 505             |
| Other built-in electric units                  | 79                           | 6                  | 5            | 33           | 6            | 29              | 913                           | 48                 | 75           | 407          | 252          | 131             |
| Floor, wall, or pipeless furnace               | 87                           | —                  | —            | —            | 36           | 51              | 505                           | 24                 | 21           | 123          | 197          | 140             |
| Other means                                    | 1 004                        | 4                  | —            | 34           | 253          | 713             | 2 952                         | 85                 | 110          | 362          | 966          | 1 429           |
| <b>Air conditioning</b>                        | 9 343                        | 82                 | 128          | 646          | 1 994        | 6 493           | 16 106                        | 356                | 920          | 4 699        | 4 833        | 5 298           |
| Central system                                 | 6 778                        | 17                 | 40           | 186          | 221          | 214             | 1 788                         | 54                 | 103          | 962          | 490          | 179             |
| 1 or more individual room units                | 8 665                        | 65                 | 88           | 460          | 1 773        | 6 279           | 14 318                        | 302                | 817          | 3 737        | 4 343        | 5 119           |
| <b>House heating fuel</b>                      | 12 461                       | 100                | 182          | 717          | 2 488        | 8 974           | 26 345                        | 560                | 1 085        | 5 751        | 8 586        | 10 363          |
| Utility gas                                    | 5 185                        | 52                 | 125          | 529          | 1 068        | 3 411           | 10 425                        | 198                | 549          | 2 144        | 3 409        | 4 125           |
| Bottled, tank, or LP gas                       | 81                           | 4                  | 6            | —            | 23           | 48              | 235                           | 16                 | 4            | 61           | 89           | 65              |
| Electricity                                    | 137                          | 6                  | 26           | 33           | 20           | 52              | 1 194                         | 74                 | 107          | 539          | 305          | 171             |
| Fuel oil, kerosene, etc.                       | 6 953                        | 38                 | 19           | 155          | 1 365        | 5 376           | 14 306                        | 272                | 419          | 2 975        | 4 727        | 5 913           |
| Other  | 105                          | —                  | —            | —            | 12           | 87              | 183                           | —                  | 6            | 32           | 56           | 89              |
| <b>Income in 1979 below poverty level</b>      | 773                          | 15                 | 7            | 30           | 176          | 545             | 5 191                         | 108                | 120          | 918          | 1 955        | 2 090           |
| Percent below poverty level                    | 6.2                          | 15.0               | 3.8          | 4.2          | 7.1          | 6.1             | 19.7                          | 19.3               | 11.1         | 16.0         | 22.7         | 20.1            |
| <b>HOUSEHOLD INCOME IN 1979</b>                |                              |                    |              |              |              |                 |                               |                    |              |              |              |                 |
| Less than \$5,000                              | 918                          | 5                  | 7            | 21           | 144          | 741             | 5 343                         | 128                | 115          | 1 100        | 1 953        | 2 047           |
| \$5,000 to \$9,999                             | 1 317                        | 10                 | —            | 39           | 175          | 1 093           | 5 083                         | 148                | 187          | 974          | 1 652        | 2 122           |
| \$10,000 to \$12,499                           | 854                          | —                  | —            | 36           | 160          | 658             | 2 511                         | —                  | 75           | 627          | 801          | 943             |
| \$12,500 to \$14,999                           | 684                          | —                  | 19           | 101          | 157          | 407             | 2 317                         | 53                 | 115          | 445          | 712          | 992             |
| \$15,000 to \$19,999                           | 1 558                        | 4                  | 44           | 105          | 309          | 1 096           | 4 226                         | 84                 | 252          | 869          | 1 405        | 1 616           |
| \$20,000 to \$24,999                           | 1 825                        | 17                 | 27           | 90           | 404          | 1 287           | 2 913                         | 25                 | 143          | 673          | 909          | 1 163           |
| \$25,000 to \$34,999                           | 2 800                        | 40                 | 27           | 162          | 551          | 2 020           | 2 752                         | 53                 | 143          | 616          | 841          | 1 099           |
| \$35,000 to \$49,999                           | 1 724                        | 24                 | 45           | 130          | 427          | 1 098           | 1 003                         | 4                  | 43           | 337          | 279          | 340             |
| \$50,000 or more                               | 791                          | —                  | 13           | 33           | 161          | 564             | 259                           | —                  | 12           | 110          | 51           | 86              |
| Median   | \$22 166                     | \$28 571           | \$22 500     | \$23 731     | \$23 214     | \$21 688        | \$12 788                      | \$10 154           | \$15 859     | \$13 480     | \$12 174     | \$12 732        |
| Mean   | \$24 509                     | \$27 293           | \$30 742     | \$25 034     | \$25 878     | \$23 930        | \$14 645                      | \$11 766           | \$16 702     | \$16 025     | \$13 922     | \$14 421        |



Table C—8. Units in Structure for Owner- and Renter-Occupied Housing Units: 1980

[Oto ore estimates based on a sample, see Introduction. For meaning of symbols, see Introduction. For definitions of terms, see appendixes A and B]

| Elizabeth city                                 | Owner-occupied housing units |                              |                 |                              | Renter-occupied housing units |                              |          |               |              |                |                  | Mobile home or trailer, etc. |
|--|------------------------------|------------------------------|-----------------|------------------------------|-------------------------------|------------------------------|----------|---------------|--------------|----------------|------------------|------------------------------|
|  | Total                        | 1 unit, detached or attached | 2 or more units | Mobile home or trailer, etc. | Total                         | 1 unit, detached or attached | 2 units  | 3 and 4 units | 5 to 9 units | 10 to 49 units | 50 or more units |                              |
| Occupied housing units                         | 12 471                       | 6 339                        | 6 132           | —                            | 26 407                        | 860                          | 6 431    | 4 561         | 3 308        | 7 128          | 4 092            | 27                           |
| Condominium housing units                      | 39                           | —                            | 39              | —                            | 162                           | —                            | 9        | —             | 21           | 57             | 75               | —                            |
| <b>HOUSEHOLD TYPE AND AGE OF HOUSEHOLDER</b>   |                              |                              |                 |                              |                               |                              |          |               |              |                |                  |                              |
| Married-couple families                        | 8 775                        | 4 441                        | 4 334           | —                            | 11 134                        | 457                          | 3 797    | 2 200         | 1 223        | 2 143          | 1 304            | 10                           |
| 15 to 24 years                                 | 61                           | 34                           | 27              | —                            | 832                           | 19                           | 214      | 205           | 126          | 185            | 83               | —                            |
| 25 to 34 years                                 | 880                          | 393                          | 487             | —                            | 3 083                         | 83                           | 1 073    | 622           | 347          | 690            | 268              | —                            |
| 35 to 44 years                                 | 1 757                        | 889                          | 868             | —                            | 2 085                         | 117                          | 770      | 456           | 169          | 394            | 169              | 10                           |
| 45 to 64 years                                 | 4 459                        | 2 219                        | 2 240           | —                            | 3 344                         | 188                          | 1 303    | 645           | 365          | 512            | 331              | —                            |
| 65 years and over                              | 1 618                        | 906                          | 712             | —                            | 1 790                         | 50                           | 437      | 272           | 216          | 362            | 453              | —                            |
| Male householder, no wife present              | 1 080                        | 524                          | 556             | —                            | 5 273                         | 158                          | 755      | 803           | 559          | 2 124          | 862              | 12                           |
| 15 to 24 years                                 | 17                           | 6                            | 11              | —                            | 725                           | 11                           | 104      | 111           | 99           | 305            | 95               | —                            |
| 25 to 34 years                                 | 78                           | 36                           | 42              | —                            | 1 303                         | 10                           | 154      | 198           | 115          | 605            | 221              | —                            |
| 35 to 44 years                                 | 111                          | 46                           | 65              | —                            | 897                           | 42                           | 154      | 113           | 54           | 406            | 122              | 6                            |
| 45 to 64 years                                 | 422                          | 225                          | 197             | —                            | 1 543                         | 77                           | 198      | 233           | 186          | 607            | 236              | 6                            |
| 65 years and over                              | 452                          | 211                          | 241             | —                            | 805                           | 18                           | 145      | 105           | 105          | 201            | 188              | —                            |
| Female householder, no husband present         | 2 616                        | 1 374                        | 1 242           | —                            | 10 000                        | 245                          | 1 879    | 1 558         | 1 526        | 2 861          | 1 928            | 5                            |
| 15 to 24 years                                 | 20                           | 6                            | 14              | —                            | 1 022                         | 15                           | 164      | 183           | 183          | 353            | 114              | —                            |
| 25 to 34 years                                 | 130                          | 70                           | 60              | —                            | 2 050                         | 32                           | 380      | 431           | 338          | 692            | 177              | —                            |
| 35 to 44 years                                 | 223                          | 133                          | 90              | —                            | 1 570                         | 74                           | 397      | 257           | 250          | 394            | 323              | —                            |
| 45 to 64 years                                 | 885                          | 465                          | 420             | —                            | 2 435                         | 77                           | 576      | 371           | 417          | 664            | 393              | 5                            |
| 65 years and over                              | 1 358                        | 700                          | 658             | —                            | 2 923                         | 39                           | 339      | 335           | 338          | 758            | 1 114            | —                            |
| Median age                                     | 55.9                         | 56.5                         | 55.3            | —                            | 44.1                          | 46.5                         | 43.3     | 41.4          | 44.4         | 41.1           | 60.2             | 43.8                         |
| <b>YEAR HOUSEHOLDER MOVED INTO UNIT</b>        |                              |                              |                 |                              |                               |                              |          |               |              |                |                  |                              |
| 1979 to March 1980                             | 762                          | 389                          | 373             | —                            | 7 023                         | 255                          | 1 656    | 1 321         | 844          | 1 977          | 953              | 17                           |
| 1975 to 1978                                   | 2 043                        | 888                          | 1 155           | —                            | 9 297                         | 258                          | 2 267    | 1 550         | 1 252        | 2 574          | 1 286            | 10                           |
| 1970 to 1974                                   | 1 892                        | 845                          | 1 043           | —                            | 4 247                         | 92                           | 813      | 503           | 1 231        | 1 231          | 635              | —                            |
| 1960 to 1969                                   | 2 830                        | 1 579                        | 1 251           | —                            | 4 093                         | 130                          | 931      | 547           | 488          | 1 067          | 930              | —                            |
| 1959 or earlier                                | 4 944                        | 2 638                        | 2 306           | —                            | 1 747                         | 125                          | 604      | 330           | 221          | 279            | 188              | —                            |
| <b>ROOMS</b>                                   |                              |                              |                 |                              |                               |                              |          |               |              |                |                  |                              |
| 1 room   | 11                           | 7                            | 4               | —                            | 1 405                         | 17                           | 54       | 78            | 189          | 646            | 410              | 11                           |
| 2 rooms  | 29                           | 7                            | 22              | —                            | 2 374                         | 27                           | 105      | 261           | 239          | 1 156          | 586              | —                            |
| 3 rooms  | 241                          | 27                           | 214             | —                            | 7 595                         | 72                           | 732      | 715           | 744          | 3 541          | 1 785            | 6                            |
| 4 rooms  | 1 544                        | 303                          | 1 241           | —                            | 7 959                         | 116                          | 1 681    | 2 243         | 1 428        | 1 487          | 994              | 10                           |
| 5 rooms  | 3 309                        | 853                          | 2 456           | —                            | 4 977                         | 186                          | 2 675    | 946           | 639          | 248            | 283              | —                            |
| 6 rooms  | 3 568                        | 2 092                        | 1 476           | —                            | 1 492                         | 209                          | 862      | 304           | 63           | 20             | 34               | —                            |
| 7 or more rooms                                | 3 769                        | 3 050                        | 719             | —                            | 605                           | 233                          | 322      | 14            | 6            | 30             | —                | —                            |
| Median   | 5.8                          | 6.4                          | 5.1             | —                            | 3.7                           | 5.6                          | 4.7      | 4.0           | 3.8          | 3.0            | 3.1              | 2.9                          |
| <b>PLUMBING FACILITIES BY PERSONS PER ROOM</b> |                              |                              |                 |                              |                               |                              |          |               |              |                |                  |                              |
| Complete plumbing for exclusive use            | 12 197                       | 6 339                        | 5 858           | —                            | 25 463                        | 860                          | 6 227    | 4 371         | 3 160        | 6 904          | 3 914            | 27                           |
| 0.50 or less                                   | 6 800                        | 3 888                        | 2 912           | —                            | 12 310                        | 369                          | 2 791    | 2 269         | 1 269        | 3 580          | 2 035            | —                            |
| 0.51 to 1.00                                   | 4 835                        | 2 257                        | 2 578           | —                            | 10 892                        | 383                          | 2 877    | 1 872         | 1 509        | 2 813          | 1 421            | 17                           |
| 1.01 to 1.50                                   | 505                          | 176                          | 329             | —                            | 1 608                         | 104                          | 393      | 377           | 275          | 309            | 140              | 10                           |
| 1.51 or more                                   | 57                           | 18                           | 39              | —                            | 653                           | 4                            | 166      | 56            | 107          | 202            | 118              | —                            |
| Lacking complete plumbing for exclusive use    | 274                          | —                            | 274             | —                            | 944                           | —                            | 204      | 190           | 148          | 224            | 178              | —                            |
| 0.50 or less                                   | 132                          | —                            | 132             | —                            | 315                           | —                            | 60       | 67            | 56           | 71             | 61               | —                            |
| 0.51 to 1.00                                   | 116                          | —                            | 116             | —                            | 524                           | —                            | 113      | 114           | 76           | 126            | 95               | —                            |
| 1.01 to 1.50                                   | 21                           | —                            | 21              | —                            | 76                            | —                            | 31       | 9             | 6            | 13             | 17               | —                            |
| 1.51 or more                                   | 5                            | —                            | 5               | —                            | 29                            | —                            | —        | —             | 10           | 14             | 5                | —                            |
| <b>BEDROOMS</b>                                |                              |                              |                 |                              |                               |                              |          |               |              |                |                  |                              |
| None   | 11                           | 7                            | 4               | —                            | 1 635                         | 17                           | 63       | 96            | 195          | 766            | 487              | 11                           |
| 1  | 542                          | 73                           | 469             | —                            | 10 840                        | 93                           | 1 080    | 1 291         | 1 073        | 4 777          | 2 520            | 6                            |
| 2  | 3 800                        | 948                          | 2 852           | —                            | 9 970                         | 246                          | 3 274    | 2 396         | 1 574        | 1 448          | 1 022            | 10                           |
| 3  | 5 623                        | 3 297                        | 2 326           | —                            | 3 427                         | 315                          | 1 823    | 675           | 425          | 126            | 63               | —                            |
| 4  | 1 929                        | 1 590                        | 339             | —                            | 438                           | 133                          | 161      | 103           | 41           | —              | —                | —                            |
| 5 or more                                      | 566                          | 424                          | 142             | —                            | 97                            | 56                           | 30       | —             | —            | 11             | —                | —                            |
| <b>HOUSEHOLD INCOME IN 1979</b>                |                              |                              |                 |                              |                               |                              |          |               |              |                |                  |                              |
| Less than \$5,000                              | 918                          | 368                          | 550             | —                            | 5 343                         | 119                          | 953      | 967           | 1 005        | 1 341          | 943              | 15                           |
| \$5,000 to \$9,999                             | 1 317                        | 559                          | 758             | —                            | 5 083                         | 136                          | 1 132    | 828           | 752          | 1 269          | 966              | —                            |
| \$10,000 to \$12,499                           | 854                          | 439                          | 415             | —                            | 2 511                         | 58                           | 470      | 400           | 321          | 889            | 367              | 6                            |
| \$12,500 to \$14,999                           | 684                          | 263                          | 421             | —                            | 2 317                         | 109                          | 525      | 424           | 275          | 615            | 369              | —                            |
| \$15,000 to \$19,999                           | 1 558                        | 751                          | 807             | —                            | 4 226                         | 117                          | 1 116    | 855           | 424          | 1 193          | 521              | —                            |
| \$20,000 to \$24,999                           | 1 825                        | 894                          | 931             | —                            | 2 913                         | 125                          | 865      | 466           | 258          | 852            | 341              | 6                            |
| \$25,000 to \$34,999                           | 2 800                        | 1 473                        | 1 327           | —                            | 2 752                         | 93                           | 983      | 491           | 202          | 651            | 332              | —                            |
| \$35,000 to \$49,999                           | 1 724                        | 1 025                        | 699             | —                            | 1 003                         | 67                           | 336      | 97            | 59           | 241            | 203              | —                            |
| \$50,000 or more                               | 791                          | 567                          | 224             | —                            | 259                           | 36                           | 51       | 33            | 12           | 77             | 50               | —                            |
| Median   | \$22 166                     | \$24 364                     | \$20 512        | —                            | \$12 788                      | \$15 323                     | \$15 572 | \$13 004      | \$9 224      | \$12 764       | \$10 933         | \$4 750                      |
| Mean   | \$24 509                     | \$27 218                     | \$21 708        | —                            | \$14 645                      | \$18 298                     | \$16 794 | \$14 058      | \$11 350     | \$14 487       | \$14 129         | \$9 201                      |
| <b>SELECTED CHARACTERISTICS</b>                |                              |                              |                 |                              |                               |                              |          |               |              |                |                  |                              |
| Heating equipment                              | 12 461                       | 6 339                        | 6 122           | —                            | 26 345                        | 852                          | 6 426    | 4 524         | 3 296        | 7 128          | 4 092            | 27                           |
| Steam or hot water system                      | 9 645                        | 4 829                        | 4 816           | —                            | 18 954                        | 519                          | 4 967    | 3 261         | 2 120        | 5 164          | 2 896            | 27                           |
| Central warm-air furnace or electric heat pump | 1 646                        | 1 119                        | 527             | —                            | 3 021                         | 103                          | 421      | 355           | 396          | 990            | 756              | —                            |
| Other built-in electric units                  | 79                           | 28                           | 51              | —                            | 913                           | 16                           | 70       | 132           | 128          | 338            | 228              | —                            |
| Floor, wall, or pipeless furnace               | 87                           | 50                           | 37              | —                            | 505                           | 16                           | 54       | 72            | 91           | 204            | 68               | —                            |
| Other means                                    | 1 004                        | 313                          | 691             | —                            | 2 952                         | 198                          | 914      | 704           | 561          | 432            | 143              | —                            |
| Air conditioning                               | 9 343                        | 4 885                        | 4 458           | —                            | 16 106                        | 444                          | 3 571    | 2 440         | 1 333        | 5 419          | 2 888            | 11                           |
| Central system                                 | 678                          | 481                          | 197             | —                            | 1 788                         | 18                           | 123      | 86            | 147          | 451            | 963              | —                            |
| Vehicles available                             | 11 026                       | 5 765                        | 5 261           | —                            | 18 380                        | 726                          | 5 005    | 3 153         | 1 750        | 5 182          | 2 552            | 12                           |
| 1  | 4 573                        | 2 135                        | 2 438           | —                            | 13 073                        | 494                          | 3 210    | 1 983         | 1 273        | 4 042          | 2 059            | 12                           |
| 2 or more                                      | 6 453                        | 3 630                        | 2 823           | —                            | 5 307                         | 232                          | 1 795    | 1 170         | 477          | 1 140          | 493              | —                            |
| House heating fuel                             | 12 461                       | 6 339                        | 6 122           | —                            | 26 345                        | 852                          | 6 426    | 4 524         | 3 296        | 7 128          | 4 092            | 27                           |
| Utility gas                                    | 5 185                        | 2 632                        | 2 553           | —                            | 10 425                        | 405                          | 2 655    | 2 336         | 1 389        | 2 671          | 969              | —                            |
| Bottled, tank, or LP gas                       | 81                           | 21                           | 60              | —                            | 10 235                        | 405                          | 35       | 56            | 30           | 85             | 29               | —                            |
| Electricity                                    | 137                          | 44                           | 93              | —                            | 1 196                         | 35                           | 95       | 141           | 154          | 426            | 345              | —                            |
| Fuel oil, kerosene, etc.                       | 6 953                        | 3 598                        | 3 355           | —                            | 14 306                        | 406                          | 3 565    | 1 960         | 1 691        | 3 918          | 2 739            | 27                           |
| Other  | 105                          | 44                           | 61              | —                            | 183                           | 6                            | 76       | 31            | 32           | 28             | 10               | —                            |
| Water heating fuel                             | 12 453                       | 6 339                        | 6 114           | —                            | 26 370                        | 860                          | 6 431    | 4 551         | 3 292        | 7 123          | 4 086            | 27                           |
| Utility gas                                    | 7 511                        | 3 966                        | 3 545           | —                            | 13 537                        | 599                          | 3 592    | 2 923         | 1 650        | 3 546          | 1 227            | —                            |
| Bottled, tank, or LP gas                       | 219                          | 109                          | 110             | —                            | 520                           | 34                           | 98       | 146           | 108          | 88             | 46               | —                            |
| Electricity                                    | 141                          | 91                           | 50              | —                            | 887                           | 9                            | 137      | 65            | 185          | 202            | 289              | —                            |
| Fuel oil, kerosene, etc.                       | 4 562                        | 2 162                        | 2 400           | —                            | 11 306                        | 218                          | 2 581    | 1 411         | 1 293        | 3 262          | 2 514            | 27                           |
| Other  | 20                           | 9                            | 9               | —                            | 120                           | —                            | 23       | 11            | 56           | 25             | 10               | —                            |
| Family householder                             | 10 580                       | 5 479                        | 5 101           | —                            | 16 401                        | 690                          | 5 260    | 3 241         | 2 222        | 3 173          | 1 805            | 10                           |
| With own children under 18 years               | 4 516                        | 2 241                        | 2 275           | —                            | 8 345                         | 390                          | 2 840    | 1 851         | 1 335        | 1 237          | 682              | 10                           |
| With own children under 6 years                | 1 336                        | 620                          | 614             | —                            | 4 316                         | 163                          | 1 378    | 987           | 719          | 691            | 378              | —                            |
| Female householder, no husband present         | 1 388                        | 816                          | 572             | —                            | 4 282                         | 192                          | 1 213    | 855           | 881          | 749            | 392              | —                            |
| With own children under 18 years               | 380                          | 220                          | 160             | —                            | 2 718                         | 99                           | 742      | 602           | 642          | 422            | 211              | —                            |

Table C-9. Owner- and Renter-Occupied Housing Units by Size of Household: 1980

(Data are estimates based on a sample, see Introduction. For meaning of symbols, see Introduction. For definitions of terms, see appendixes A and B)

| Elizabeth city  | Total         | 1 person     | 2 persons    | 3 persons    | 4 persons    | 5 persons    | 6 persons  | 7 persons  | 8 or more persons | Median      | Total persons |
|---|---------------|--------------|--------------|--------------|--------------|--------------|------------|------------|-------------------|-------------|---------------|
| <b>Owner-occupied housing units</b> -----                                   | <b>12 471</b> | <b>1 729</b> | <b>3 441</b> | <b>2 434</b> | <b>2 324</b> | <b>1 439</b> | <b>591</b> | <b>367</b> | <b>146</b>        | <b>2.94</b> | <b>40 927</b> |
| Nonrelatives present -----  | 439           | -            | 123          | 90           | 61           | 59           | 32         | 44         | 30                | 3.61        | 1 817         |
| <b>ROOMS</b>  |               |              |              |              |              |              |            |            |                   |             |               |
| 1 to 3 rooms -----  | 281           | 104          | 86           | 50           | 14           | 19           | 8          | -          | -                 | 1.92        | 628           |
| 4 rooms -----   | 1 544         | 348          | 508          | 321          | 198          | 134          | 24         | 6          | 5                 | 2.33        | 4 125         |
| 5 rooms -----   | 3 309         | 500          | 1 067        | 641          | 566          | 312          | 131        | 68         | 24                | 2.64        | 10 442        |
| 6 rooms -----   | 3 568         | 499          | 933          | 719          | 792          | 367          | 151        | 85         | 22                | 2.99        | 11 521        |
| 7 rooms -----   | 2 031         | 180          | 490          | 414          | 426          | 341          | 110        | 56         | 14                | 3.33        | 6 954         |
| 8 or more rooms -----   | 1 738         | 98           | 357          | 289          | 328          | 266          | 167        | 152        | 81                | 3.88        | 7 257         |
| Median -----  | 5.8           | 5.3          | 5.6          | 5.8          | 6.0          | 6.2          | 6.4        | 6.9        | 7.7               | ...         | ...           |
| <b>PLUMBING FACILITIES BY PERSONS PER ROOM</b>                              |               |              |              |              |              |              |            |            |                   |             |               |
| <b>Complete plumbing for exclusive use</b> -----                            | <b>12 197</b> | <b>1 681</b> | <b>3 359</b> | <b>2 402</b> | <b>2 265</b> | <b>1 416</b> | <b>576</b> | <b>367</b> | <b>131</b>        | <b>2.94</b> | <b>39 902</b> |
| 1.00 or less -----  | 11 635        | 1 681        | 3 359        | 2 390        | 2 256        | 1 273        | 418        | 208        | 50                | 2.83        | 35 975        |
| 1.01 to 1.50 -----  | 505           | -            | -            | 12           | 9            | 124          | 155        | 153        | 52                | 6.19        | 3 407         |
| 1.51 or more -----  | 57            | -            | -            | -            | -            | 19           | 3          | 6          | 29                | 7.52        | 520           |
| <b>Lacking complete plumbing for exclusive use</b> -----                    | <b>274</b>    | <b>48</b>    | <b>82</b>    | <b>32</b>    | <b>59</b>    | <b>23</b>    | <b>15</b>  | <b>-</b>   | <b>15</b>         | <b>2.72</b> | <b>1 025</b>  |
| 1.00 or less -----  | 248           | 48           | 82           | 32           | 54           | 13           | 10         | -          | 9                 | 2.43        | 850           |
| 1.01 to 1.50 -----  | 21            | -            | -            | -            | 5            | 10           | -          | -          | 6                 | 5.05        | 139           |
| 1.51 or more -----  | 5             | -            | -            | -            | -            | -            | 5          | -          | -                 | 6.00        | 36            |
| <b>UNITS IN STRUCTURE</b>   |               |              |              |              |              |              |            |            |                   |             |               |
| 1, detached or attached -----   | 6 339         | 739          | 1 848        | 1 119        | 1 204        | 791          | 374        | 185        | 79                | 3.02        | 20 372        |
| 2 or more -----   | 6 132         | 990          | 1 593        | 1 315        | 1 120        | 648          | 217        | 182        | 67                | 2.87        | 20 555        |
| Mobile home or trailer, etc. -----  | -             | -            | -            | -            | -            | -            | -          | -          | -                 | -           | -             |
| <b>VALUE</b>  |               |              |              |              |              |              |            |            |                   |             |               |
| <b>Specified owner-occupied housing units</b> -----                         | <b>5 912</b>  | <b>700</b>   | <b>1 737</b> | <b>1 052</b> | <b>1 130</b> | <b>740</b>   | <b>328</b> | <b>150</b> | <b>75</b>         | <b>2.99</b> | <b>18 631</b> |
| Less than \$10,000 -----  | 11            | 11           | -            | -            | -            | -            | -          | -          | -                 | 1.00        | 15            |
| \$10,000 to \$19,999 -----  | 184           | 68           | 81           | 17           | 5            | 10           | 3          | -          | -                 | 1.80        | 393           |
| \$20,000 to \$29,999 -----  | 691           | 105          | 266          | 70           | 114          | 72           | 37         | 17         | 10                | 2.40        | 1 969         |
| \$30,000 to \$39,999 -----  | 1 426         | 176          | 404          | 301          | 203          | 176          | 89         | 52         | 25                | 2.94        | 4 514         |
| \$40,000 to \$49,999 -----  | 1 326         | 131          | 357          | 259          | 295          | 154          | 81         | 26         | 23                | 3.18        | 4 065         |
| \$50,000 to \$59,999 -----  | 1 169         | 146          | 286          | 200          | 282          | 160          | 42         | 43         | 10                | 3.26        | 3 987         |
| \$60,000 to \$79,999 -----  | 879           | 50           | 287          | 175          | 178          | 104          | 73         | 12         | -                 | 3.09        | 2 856         |
| \$80,000 to \$99,999 -----  | 168           | 7            | 40           | 25           | 30           | 59           | -          | -          | 7                 | 3.90        | 637           |
| \$100,000 to \$149,999 -----  | 58            | 6            | 16           | 5            | 23           | 5            | 3          | -          | -                 | 3.59        | 195           |
| \$150,000 or more -----   | -             | -            | -            | -            | -            | -            | -          | -          | -                 | -           | -             |
| Median -----  | \$44 600      | \$39 400     | \$43 800     | \$44 600     | \$47 900     | \$47 300     | \$45 200   | \$42 500   | \$40 500          | ...         | ...           |
| <b>SELECTED CHARACTERISTICS</b>   |               |              |              |              |              |              |            |            |                   |             |               |
| <b>All income levels in 1979</b> -----                                      | <b>12 471</b> | <b>1 729</b> | <b>3 441</b> | <b>2 434</b> | <b>2 324</b> | <b>1 439</b> | <b>591</b> | <b>367</b> | <b>146</b>        | <b>2.94</b> | <b>40 927</b> |
| Median income -----   | \$22 166      | \$7 302      | \$18 475     | \$23 054     | \$28 936     | \$27 663     | \$29 858   | \$29 479   | \$31 923          | ...         | ...           |
| Median selected monthly owner costs as percentage of household income ----- | 18.1          | 34.1         | 18.6         | 17.3         | 15.5         | 16.7         | 15.6       | 14.6       | 15.3              | ...         | ...           |
| With a mortgage -----   | 19.9          | 42.9         | 20.8         | 21.2         | 18.9         | 19.2         | 17.4       | 21.0       | 16.7              | ...         | ...           |
| Not mortgaged -----   | 14.8          | 32.0         | 17.1         | 12.5         | 10-          | 10-          | 10.2       | 12.0       | 10-               | ...         | ...           |
| <b>Income in 1979 below poverty level</b> -----                             | <b>773</b>    | <b>295</b>   | <b>143</b>   | <b>101</b>   | <b>74</b>    | <b>58</b>    | <b>67</b>  | <b>14</b>  | <b>21</b>         | <b>2.14</b> | <b>...</b>    |
| Median income -----   | \$2 989       | \$2500-      | \$2500-      | \$4 050      | \$2500-      | \$3 750      | \$8 125    | \$6 944    | \$11 250          | ...         | ...           |
| Median selected monthly owner costs as percentage of household income ----- | 50+           | 50+          | 50+          | 50+          | 50+          | 50+          | 50+        | -          | 50+               | ...         | ...           |
| With a mortgage -----   | 50+           | 50+          | 50+          | 50+          | 50+          | 50+          | 50+        | -          | 50+               | ...         | ...           |
| Not mortgaged -----   | 50+           | 50+          | 50+          | 45.0         | 50+          | 50+          | -          | -          | -                 | ...         | ...           |
| <b>Renter-occupied housing units</b> -----                                  | <b>26 407</b> | <b>9 020</b> | <b>7 426</b> | <b>4 409</b> | <b>2 785</b> | <b>1 519</b> | <b>781</b> | <b>314</b> | <b>153</b>        | <b>2.06</b> | <b>63 420</b> |
| Nonrelatives present -----  | 1 536         | -            | 846          | 380          | 123          | 80           | 41         | 39         | 27                | 2.41        | 4 507         |
| <b>ROOMS</b>  |               |              |              |              |              |              |            |            |                   |             |               |
| 1 room -----  | 1 405         | 1 203        | 158          | 28           | 16           | -            | -          | -          | -                 | 1.08        | 1 664         |
| 2 rooms -----   | 2 374         | 1 522        | 508          | 189          | 86           | 42           | 22         | 5          | -                 | 1.28        | 3 755         |
| 3 rooms -----   | 7 595         | 4 002        | 2 467        | 695          | 267          | 104          | 60         | -          | -                 | 1.45        | 12 676        |
| 4 rooms -----   | 7 959         | 1 720        | 2 670        | 1 767        | 964          | 505          | 210        | 78         | 45                | 2.35        | 20 589        |
| 5 rooms -----   | 4 977         | 440          | 1 242        | 1 255        | 985          | 599          | 300        | 118        | 38                | 3.14        | 16 674        |
| 6 rooms -----   | 1 492         | 96           | 323          | 342          | 337          | 204          | 121        | 53         | 16                | 3.46        | 5 506         |
| 7 or more rooms -----   | 605           | 37           | 58           | 133          | 130          | 65           | 68         | 60         | 54                | 4.07        | 2 556         |
| Median -----  | 3.7           | 2.9          | 3.7          | 4.2          | 4.6          | 4.7          | 4.8        | 5.1        | 5.3               | ...         | ...           |
| <b>PLUMBING FACILITIES BY PERSONS PER ROOM</b>                              |               |              |              |              |              |              |            |            |                   |             |               |
| <b>Complete plumbing for exclusive use</b> -----                            | <b>25 463</b> | <b>8 583</b> | <b>7 263</b> | <b>4 257</b> | <b>2 695</b> | <b>1 449</b> | <b>759</b> | <b>314</b> | <b>143</b>        | <b>2.07</b> | <b>61 323</b> |
| 1.00 or less -----  | 23 202        | 8 583        | 7 111        | 4 047        | 2 349        | 835          | 189        | 60         | 28                | 1.92        | 50 080        |
| 1.01 to 1.50 -----  | 1 608         | -            | -            | 182          | 244          | 473          | 496        | 171        | 42                | 5.30        | 8 183         |
| 1.51 or more -----  | 653           | -            | 152          | 28           | 102          | 141          | 74         | 83         | 73                | 4.82        | 3 060         |
| <b>Lacking complete plumbing for exclusive use</b> -----                    | <b>944</b>    | <b>437</b>   | <b>163</b>   | <b>152</b>   | <b>90</b>    | <b>70</b>    | <b>22</b>  | <b>-</b>   | <b>10</b>         | <b>1.71</b> | <b>2 097</b>  |
| 1.00 or less -----  | 839           | 437          | 157          | 145          | 67           | 33           | -          | -          | -                 | 1.46        | 1 591         |
| 1.01 to 1.50 -----  | 76            | -            | -            | 7            | 23           | 32           | 14         | -          | -                 | 4.75        | 331           |
| 1.51 or more -----  | 29            | -            | 6            | -            | -            | 5            | 8          | -          | 10                | 5.94        | 175           |
| <b>UNITS IN STRUCTURE</b>   |               |              |              |              |              |              |            |            |                   |             |               |
| 1, detached or attached -----   | 860           | 119          | 194          | 148          | 151          | 103          | 72         | 38         | 35                | 3.29        | 3 037         |
| 2 -----   | 6 431         | 985          | 1 824        | 1 478        | 1 047        | 624          | 274        | 142        | 57                | 2.78        | 19 382        |
| 3 and 4 -----   | 4 561         | 1 173        | 1 233        | 990          | 658          | 294          | 130        | 55         | 28                | 2.40        | 11 778        |
| 5 to 9 -----  | 3 308         | 1 002        | 782          | 677          | 463          | 208          | 118        | 35         | 23                | 2.33        | 8 710         |
| 10 to 49 -----  | 7 128         | 3 561        | 2 241        | 694          | 306          | 169          | 111        | 36         | 10                | 1.50        | 13 186        |
| 50 or more -----  | 4 092         | 2 169        | 1 146        | 422          | 160          | 121          | 66         | 8          | -                 | 1.44        | 7 250         |
| Mobile home or trailer, etc. -----  | 27            | 11           | 6            | -            | -            | -            | 10         | -          | -                 | 1.92        | 77            |
| <b>GROSS RENT</b>   |               |              |              |              |              |              |            |            |                   |             |               |
| <b>Specified renter-occupied housing units</b> -----                        | <b>26 309</b> | <b>9 005</b> | <b>7 400</b> | <b>4 395</b> | <b>2 775</b> | <b>1 508</b> | <b>779</b> | <b>314</b> | <b>133</b>        | <b>2.06</b> | <b>63 023</b> |
| Less than \$100 -----   | 1 164         | 708          | 144          | 144          | 50           | 77           | 32         | 9          | -                 | 1.32        | 2 031         |
| \$100 to \$149 -----  | 1 094         | 597          | 259          | 122          | 68           | 9            | 23         | 7          | 9                 | 1.42        | 2 294         |
| \$150 to \$199 -----  | 2 691         | 1 417        | 660          | 317          | 156          | 65           | 36         | 27         | 13                | 1.45        | 5 246         |
| \$200 to \$249 -----  | 6 249         | 2 466        | 1 708        | 971          | 600          | 299          | 130        | 44         | 31                | 1.89        | 13 638        |
| \$250 to \$299 -----  | 7 437         | 2 209        | 2 478        | 1 278        | 730          | 354          | 196        | 70         | 22                | 2.11        | 17 831        |
| \$300 to \$349 -----  | 4 378         | 1 027        | 1 156        | 911          | 715          | 414          | 163        | 67         | 25                | 2.51        | 11 876        |
| \$350 to \$399 -----  | 1 845         | 328          | 572          | 413          | 238          | 151          | 110        | 25         | 8                 | 2.55        | 5 226         |
| \$400 to \$499 -----  | 829           | 137          | 233          | 132          | 143          | 101          | 33         | 50         | -                 | 2.84        | 2 801         |
| \$500 or more -----   | 161           | 22           | 34           | 31           | 20           | 21           | 18         | -          | 15                | 3.29        | 624           |
| No cash rent -----  | 461           | 94           | 156          | 76           | 55           | 17           | 38         | 15         | 10                | 2.38        | 1 456         |
| Median -----  | \$261         | \$237        | \$268        | \$272        | \$285        | \$277        | \$289      | \$295      | \$268             | ...         | ...           |
| <b>SELECTED CHARACTERISTICS</b>   |               |              |              |              |              |              |            |            |                   |             |               |
| <b>All income levels in 1979</b> -----                                      | <b>26 407</b> | <b>9 020</b> | <b>7 426</b> | <b>4 409</b> | <b>2 785</b> | <b>1 519</b> | <b>781</b> | <b>314</b> | <b>153</b>        | <b>2.06</b> | <b>63 420</b> |
| Median income -----   | \$12 788      | \$8 587      | \$14 890     | \$15 897     | \$17 504     | \$16 726     | \$14 688   | \$14 412   | \$18 640          | ...         | ...           |
| Median gross rent as percentage of household income -----                   | 23.7          | 29.4         | 21.5         | 20.6         | 20.7         | 21.0         | 22.7       | 22.2       | 21.1              | ...         | ...           |
| <b>Income in 1979 below poverty level</b> -----                             | <b>5 191</b>  | <b>1 850</b> | <b>1 021</b> | <b>922</b>   | <b>541</b>   | <b>411</b>   | <b>248</b> | <b>134</b> | <b>64</b>         | <b>2.23</b> | <b>...</b>    |
| Median income -----   | \$3 117       | \$2500-      | \$2 934      | \$3 456      | \$3 937      | \$5 329      | \$6 386    | \$7 075    | \$7 679           | ...         | ...           |
| Median gross rent as percentage of household income -----                   | 50+           | 50+          | 50+          | 50+          | 50+          | 50+          | 47.2       | 50+        | 50+               | ...         | ...           |



Table C-10. Household Composition and Age of Householder for Owner- and Renter-Occupied Housing Units: 1980

[Data are estimates based on a sample, see Introduction. For meaning of symbols, see Introduction. For definitions of terms, see appendices A and B.]

| Elizabeth city  | Married-couple families |                |                |                |                | Male householder, no wife present |                |                |                   |                | Female householder, no husband present |                |                |                |                | Median age |                   |                |                   |                |                |                   |
|---|-------------------------|----------------|----------------|----------------|----------------|-----------------------------------|----------------|----------------|-------------------|----------------|--|----------------|----------------|----------------|----------------|------------|-------------------|----------------|-------------------|----------------|----------------|-------------------|
|   | 15 to 24 years          |                | 25 to 34 years |                | 35 to 44 years |                                   | 45 to 64 years |                | 65 years and over |                | 15 to 24 years                         |                | 25 to 34 years |                | 35 to 44 years |            | 45 to 64 years    |                | 65 years and over |                |                |                   |
|   | Total                   | 15 to 24 years | 25 to 34 years | 35 to 44 years | 45 to 64 years | 65 years and over                 | 15 to 24 years | 25 to 34 years | 35 to 44 years    | 45 to 64 years | 65 years and over                      | 15 to 24 years | 25 to 34 years | 35 to 44 years | 45 to 64 years |            | 65 years and over | 15 to 24 years | 25 to 34 years    | 35 to 44 years | 45 to 64 years | 65 years and over |
| <b>Owner-occupied housing units</b>   | 12 471                  | 61             | 880            | 1 757          | 4 459          | 1 618                             | 17             | 78             | 111               | 422            | 452                                    | 20             | 130            | 223            | 885            | 1 358      | 55.9              |                |                   |                |                |                   |
| <b>PERSONS IN UNIT</b>  |                         |                |                |                |                |                                   |                |                |                   |                |  |                |                |                |                |            |                   |                |                   |                |                |                   |
| 1 person  | 1 729                   | —              | —              | —              | —              | —                                 | 12             | 47             | 34                | 172            | 311                                    | 6              | 11             | 14             | 351            | 771        | 69.1              |                |                   |                |                |                   |
| 2 persons   | 3 441                   | 32             | 160            | 83             | 1 176          | 1 030                             | 5              | 14             | 30                | 129            | 83                                     | 8              | 28             | 65             | 244            | 354        | 63.0              |                |                   |                |                |                   |
| 3 persons   | 2 434                   | 21             | 191            | 236            | 1 067          | 393                               | —              | —              | 18                | 72             | 35                                     | —              | —              | 45             | 162            | 113        | 56.6              |                |                   |                |                |                   |
| 4 persons   | 1 439                   | 8              | 378            | 370            | 1 069          | 132                               | —              | —              | 4                 | 24             | 4                                      | —              | —              | 15             | 27             | 53         | 46.2              |                |                   |                |                |                   |
| 5 persons   | 1 104                   | —              | 125            | 441            | 634            | 63                                | —              | —              | 9                 | 11             | 19                                     | —              | —              | 6              | 20             | 39         | 48.7              |                |                   |                |                |                   |
| 6 or more persons   | 2 94                    | 2 45           | 3 76           | 405            | 473            | 2 29                              | 1 21           | 1 33           | 1 16              | 14             | —                                      | 2 00           | 2 5            | 25             | 49             | 31         | 45.7              |                |                   |                |                |                   |
| Median  | 4 927                   | 166            | 3 422          | 8 756          | 16 562         | 4 112                             | 24             | 144            | 289               | 968            | 668                                    | 39             | 462            | 800            | 1 188          | 2 487      | —                 |                |                   |                |                |                   |
| <b>PLUMBING FACILITIES BY PERSONS PER ROOM</b>  |                         |                |                |                |                |                                   |                |                |                   |                |  |                |                |                |                |            |                   |                |                   |                |                |                   |
| Complete plumbing for exclusive use   | 12 197                  | 54             | 866            | 1 718          | 4 340          | 1 606                             | 17             | 78             | 106               | 398            | 446                                    | 20             | 122            | 223            | 881            | 1 322      | 56.0              |                |                   |                |                |                   |
| 1.01 or more persons per room   | 562                     | —              | 31             | 211            | 238            | —                                 | —              | —              | 9                 | 9              | —                                      | —              | 15             | 27             | 15             | 7          | 44.6              |                |                   |                |                |                   |
| Locking complete plumbing for exclusive use   | 274                     | 7              | 14             | 39             | 119            | 12                                | —              | —              | 5                 | 24             | 6                                      | —              | 8              | —              | 4              | 36         | 53.2              |                |                   |                |                |                   |
| 1.01 or more persons per room   | 26                      | —              | —              | 11             | 15             | —                                 | —              | —              | —                 | —              | —                                      | —              | —              | —              | —              | —          | 45.7              |                |                   |                |                |                   |
| <b>MORTGAGE STATUS AND SELECTED MONTHLY OWNER COSTS AS PERCENTAGE OF HOUSEHOLD INCOME IN 1979</b> |                         |                |                |                |                |                                   |                |                |                   |                |  |                |                |                |                |            |                   |                |                   |                |                |                   |
| Specified owner-occupied housing units  | 5 912                   | 34             | 372            | 825            | 2 016          | 861                               | 6              | 36             | 46                | 219            | 182                                    | 6              | 66             | 133            | 440            | 670        | 56.5              |                |                   |                |                |                   |
| With a mortgage   | 3 041                   | 34             | 334            | 697            | 1 267          | 1 222                             | 6              | 28             | 37                | 106            | 7                                      | 6              | 51             | 104            | 153            | 89         | 47.4              |                |                   |                |                |                   |
| Less than 1.5 percent   | 843                     | —              | 25             | 145            | 560            | 25                                | —              | —              | —                 | 47             | —                                      | —              | —              | 6              | 11             | 24         | 50.2              |                |                   |                |                |                   |
| 1.5 to 19 percent   | 684                     | —              | 84             | 196            | 284            | 38                                | —              | —              | 9                 | 13             | —                                      | —              | 14             | 14             | 19             | 13         | 47.0              |                |                   |                |                |                   |
| 20 to 24 percent  | 480                     | —              | 95             | 144            | 162            | 10                                | —              | —              | 17                | 11             | —                                      | —              | 6              | 7              | 31             | —          | 42.5              |                |                   |                |                |                   |
| 25 to 29 percent  | 270                     | 14             | 35             | 58             | 84             | 11                                | —              | —              | 11                | 19             | —                                      | —              | 6              | 11             | 12             | 11         | 44.1              |                |                   |                |                |                   |
| 30 to 34 percent  | 288                     | 7              | 51             | 79             | 107            | 11                                | —              | —              | 5                 | 11             | —                                      | —              | —              | 12             | 18             | 5          | 41.9              |                |                   |                |                |                   |
| 35 percent or more  | 471                     | 13             | 44             | 75             | 107            | 22                                | 6              | 14             | —                 | 16             | —                                      | —              | 18             | 51             | 62             | 36         | 46.1              |                |                   |                |                |                   |
| Median  | 19 9                    | 32             | 23             | 20             | 16.3           | 19.4                              | —              | —              | —                 | 17.3           | —                                      | —              | —              | —              | —              | —          | 77.5              |                |                   |                |                |                   |
| Not mortgaged   | 2 871                   | —              | 38             | 128            | 749            | 739                               | 45             | 37             | 27                | 113            | 175                                    | 22             | 15             | 29             | 287            | 581        | 65.6              |                |                   |                |                |                   |
| Less than 10 percent  | 766                     | —              | 21             | 32             | 379            | 147                               | —              | —              | 8                 | 48             | 36                                     | —              | —              | 3              | 39             | 64         | 59.8              |                |                   |                |                |                   |
| 10 to 14 percent  | 685                     | —              | 6              | 32             | 253            | 139                               | —              | —              | 9                 | 19             | 47                                     | —              | 15             | 3              | 56             | 81         | 63.0              |                |                   |                |                |                   |
| 15 to 19 percent  | 348                     | —              | —              | 41             | 56             | 164                               | —              | —              | —                 | 21             | 9                                      | —              | —              | —              | 37             | 45         | 66.2              |                |                   |                |                |                   |
| 20 to 24 percent  | 303                     | —              | —              | 5              | 10             | 34                                | —              | —              | —                 | 13             | —                                      | —              | —              | —              | 29             | 80         | 68.0              |                |                   |                |                |                   |
| 25 to 29 percent  | 191                     | —              | —              | 7              | —              | 65                                | —              | —              | —                 | —              | —                                      | —              | —              | —              | 49             | 54         | 69.7              |                |                   |                |                |                   |
| 30 to 34 percent  | 115                     | —              | —              | —              | 13             | 42                                | —              | —              | —                 | —              | —                                      | —              | —              | —              | 19             | 27         | 68.5              |                |                   |                |                |                   |
| 35 percent or more  | 440                     | —              | —              | 6              | 14             | 66                                | —              | —              | 8                 | 12             | 54                                     | —              | —              | —              | 58             | 212        | 72.0              |                |                   |                |                |                   |
| Median  | 23                      | —              | —              | —              | 10             | 17.0                              | —              | —              | —                 | 12.2           | 17.5                                   | —              | —              | —              | —              | —          | 72.5              |                |                   |                |                |                   |
| 14.8  | —                       | —              | —              | 15.0           | —              | —                                 | —              | 50+            | 12.5              | 12.2           | 17.5                                   | —              | 12.5           | 23.6           | 22.0           | 26.1       | —                 |                |                   |                |                |                   |
| <b>Renter-occupied housing units</b>  | 26 407                  | 832            | 3 083          | 2 085          | 3 344          | 1 790                             | 725            | 1 303          | 897               | 1 543          | 805                                    | 1 022          | 2 050          | 1 570          | 2 435          | 2 923      | 44.1              |                |                   |                |                |                   |
| <b>PERSONS IN UNIT</b>  |                         |                |                |                |                |                                   |                |                |                   |                |  |                |                |                |                |            |                   |                |                   |                |                |                   |
| 1 person  | 9 020                   | —              | —              | —              | —              | —                                 | 412            | 852            | 623               | 1 140          | 699                                    | 364            | 816            | 379            | 1 331          | 2 404      | 55.0              |                |                   |                |                |                   |
| 2 persons   | 7 426                   | 407            | 823            | 316            | 1 385          | 1 403                             | 233            | 266            | 141               | 246            | 74                                     | 322            | 443            | 377            | 1 009          | 381        | 50.6              |                |                   |                |                |                   |
| 3 persons   | 4 409                   | 307            | 972            | 395            | 894            | 261                               | 53             | 138            | 51                | 90             | 13                                     | 202            | 387            | 206            | 595            | 15         | 36.8              |                |                   |                |                |                   |
| 4 persons   | 2 785                   | 104            | 754            | 622            | 547            | 85                                | 17             | 24             | 49                | 22             | 9                                      | 51             | 229            | 174            | 271            | 16         | 31.0              |                |                   |                |                |                   |
| 5 persons   | 1 519                   | —              | 341            | 388            | 276            | 95                                | 7              | 24             | 24                | 30             | 9                                      | 13             | 112            | 157            | 45             | 30         | 38.9              |                |                   |                |                |                   |
| 6 or more persons   | 1 248                   | 14             | 193            | 364            | 242            | 11                                | 4              | 12             | 9                 | 15             | 7                                      | 13             | 63             | 187            | 94             | 11         | 40.0              |                |                   |                |                |                   |
| Median  | 2 06                    | 2 53           | 3 24           | 4 03           | 2 82           | 2 14                              | 1 38           | 1 26           | 1 22              | 1 18           | 1 08                                   | 1 96           | 1 97           | 2 60           | 1 41           | 1 11       | —                 |                |                   |                |                |                   |
| 63 420  | 2 309                   | 10 741         | 8 179          | 10 235         | 4 050          | —                                 | 1 182          | 2 075          | 1 376             | 2 281          | 995                                    | 2 140          | 4 755          | 4 745          | 3 688          | —          | —                 |                |                   |                |                |                   |
| <b>PLUMBING FACILITIES BY PERSONS PER ROOM</b>  |                         |                |                |                |                |                                   |                |                |                   |                |  |                |                |                |                |            |                   |                |                   |                |                |                   |
| Complete plumbing for exclusive use   | 25 463                  | 797            | 2 999          | 2 017          | 3 221          | 1 737                             | 678            | 1 258          | 842               | 1 432          | 755                                    | 995            | 1 962          | 1 539          | 2 390          | 2 841      | 44.1              |                |                   |                |                |                   |
| 1.01 or more persons per room   | 2 261                   | 55             | 546            | 76             | 341            | 56                                | —              | —              | 39                | 30             | —                                      | —              | 112            | 247            | 96             | 42         | 37.9              |                |                   |                |                |                   |
| Locking complete plumbing for exclusive use   | 944                     | 35             | 84             | 68             | 123            | 53                                | —              | —              | 55                | 50             | —                                      | —              | 88             | 31             | 45             | 82         | 44.5              |                |                   |                |                |                   |
| 1.01 or more persons per room   | 105                     | —              | 27             | 27             | 28             | —                                 | —              | 7              | —                 | —              | —                                      | —              | 6              | —              | 10             | —          | 40.5              |                |                   |                |                |                   |
| <b>GROSS RENT AS PERCENTAGE OF HOUSEHOLD INCOME IN 1979</b>                                       |                         |                |                |                |                |                                   |                |                |                   |                |  |                |                |                |                |            |                   |                |                   |                |                |                   |
| Specified renter-occupied housing units   | 26 309                  | 832            | 3 078          | 2 081          | 3 310          | 1 784                             | 725            | 1 301          | 884               | 1 543          | 805                                    | 1 018          | 2 050          | 1 559          | 2 426          | 2 913      | 44.1              |                |                   |                |                |                   |
| Less than 15 percent  | 5 536                   | 358            | 896            | 653            | 1 357          | 339                               | 109            | 296            | 291               | 280            | 125                                    | 46             | 216            | 200            | 281            | 125        | 44.1              |                |                   |                |                |                   |
| 15 to 19 percent  | 4 204                   | 237            | 709            | 503            | 631            | 214                               | 281            | 171            | 171               | 214            | 103                                    | 143            | 241            | 182            | 261            | 221        | 40.9              |                |                   |                |                |                   |
| 20 to 24 percent  | 3 891                   | 127            | 584            | 344            | 365            | 322                               | 132            | 233            | 113               | 187            | 179                                    | 162            | 270            | 179            | 348            | 441        | 42.5              |                |                   |                |                |                   |
| 25 to 29 percent  | 2 379                   | 50             | 221            | 135            | 235            | 206                               | 77             | 162            | 66                | 119            | 61                                     | 64             | 173            | 297            | 277            | 346        | 47.3              |                |                   |                |                |                   |
| 30 to 34 percent  | 1 633                   | 40             | 137            | 107            | 181            | 148                               | 74             | 106            | 35                | 90             | 61                                     | 65             | 118            | 61             | 202            | 225        | 48.1              |                |                   |                |                |                   |
| 35 to 49 percent  | 2 667                   | 69             | 139            | 92             | 181            | 273                               | 91             | 166            | 55                | 134            | 131                                    | 139            | 288            | 237            | 290            | 422        | 48.8              |                |                   |                |                |                   |
| 50 percent or more  | 4 922                   | 120            | 258            | 197            | 244            | 226                               | 112            | 114            | 91                | 239            | 203                                    | 189            | 647            | 458            | 632            | 956        | 45.8              |                |                   |                |                |                   |
| Median  | 1 057                   | 31             | 114            | 50             | 116            | 56                                | 32             | 40             | 62                | 55             | 55                                     | 44             | 55             | 80             | 95             | 177        | 47.0              |                |                   |                |                |                   |
| 23.7  | 20.2                    | 19.1           | 18.6           | 16.9           | 24.8           | —                                 | 25.5           | 21.1           | 18.5              | 20.6           | 31.8                                   | 42.8           | 32.4           | 31.4           | 29.3           | 35.2       | —                 |                |                   |                |                |                   |

Table C-11. Age and Sex of Householder in One-Person Households for Owner- and Renter-Occupied Housing Units: 1980

[Data are estimates based on a sample, see Introduction. For meaning of symbols, see Introduction. For definitions of terms, see appendixes A and B.]

| Elizabeth city   | Male householder |                |                |                |                |                   | Female householder |                |                |                |                |                   |              |
|--|------------------|----------------|----------------|----------------|----------------|-------------------|--------------------|----------------|----------------|----------------|----------------|-------------------|--------------|
|  | Total            | 15 to 24 years | 25 to 34 years | 35 to 44 years | 45 to 64 years | 65 years and over | Total              | 15 to 24 years | 25 to 34 years | 35 to 44 years | 45 to 64 years | 65 years and over |              |
| <b>Owner-occupied housing units</b> .....  | <b>1 729</b>     | <b>576</b>     | <b>12</b>      | <b>47</b>      | <b>34</b>      | <b>172</b>        | <b>311</b>         | <b>1 153</b>   | <b>6</b>       | <b>11</b>      | <b>14</b>      | <b>351</b>        | <b>771</b>   |
| <b>PLUMBING FACILITIES</b>   |                  |                |                |                |                |                   |                    |                |                |                |                |                   |              |
| Complete plumbing for exclusive use.....   | 1 681            | 546            | 12             | 47             | 34             | 148               | 305                | 1 135          | 6              | 11             | 14             | 351               | 753          |
| Locking complete plumbing for exclusive use.....   | 48               | 30             | -              | -              | -              | 24                | 6                  | 18             | -              | -              | -              | -                 | 18           |
| <b>UNITS IN STRUCTURE</b>  |                  |                |                |                |                |                   |                    |                |                |                |                |                   |              |
| 1, detached or attached.....   | 739              | 237            | 6              | 22             | 11             | 55                | 143                | 502            | -              | -              | 8              | 163               | 331          |
| 2 or more.....   | 990              | 339            | 6              | 25             | 23             | 117               | 168                | 651            | 6              | 11             | 6              | 188               | 440          |
| Mobile home or trailer, etc.....   | -                | -              | -              | -              | -              | -                 | -                  | -              | -              | -              | -              | -                 | -            |
| <b>HOUSEHOLD INCOME IN 1979</b>  |                  |                |                |                |                |                   |                    |                |                |                |                |                   |              |
| Less than \$5,000.....   | 614              | 158            | -              | 8              | -              | 48                | 102                | 456            | -              | -              | -              | 78                | 378          |
| \$5,000 to \$9,999.....  | 482              | 128            | -              | -              | 5              | 27                | 96                 | 354            | 6              | 5              | -              | 115               | 228          |
| \$10,000 to \$12,499.....  | 206              | 75             | 6              | 8              | -              | 17                | 44                 | 131            | -              | 6              | 8              | 45                | 72           |
| \$12,500 to \$14,999.....  | 71               | 17             | -              | 6              | -              | 6                 | 5                  | 54             | -              | -              | 6              | 30                | 18           |
| \$15,000 to \$19,999.....  | 147              | 48             | -              | -              | 19             | 23                | 6                  | 99             | -              | -              | -              | 49                | 50           |
| \$20,000 to \$24,999.....  | 83               | 59             | -              | 13             | 4              | 15                | 27                 | 24             | -              | -              | -              | 19                | 5            |
| \$25,000 to \$34,999.....  | 86               | 63             | 6              | 6              | 6              | 29                | 16                 | 23             | -              | -              | -              | 15                | 8            |
| \$35,000 to \$49,999.....  | 26               | 21             | -              | 6              | -              | -                 | 15                 | 5              | -              | -              | -              | -                 | 5            |
| \$50,000 or more.....  | 14               | 7              | -              | -              | -              | 7                 | -                  | 7              | -              | -              | -              | -                 | 7            |
| Median.....  | \$7 302          | \$10 067       | \$21 250       | \$20 469       | \$16 579       | \$11 618          | \$7 690            | \$6 441        | \$6 250        | \$10 208       | \$12 188       | \$9 347           | \$5 121      |
| Mean.....  | \$10 540         | \$13 729       | \$20 540       | \$19 303       | \$18 086       | \$15 753          | \$11 028           | \$8 947        | \$5 205        | \$9 096        | \$11 630       | \$10 373          | \$8 276      |
| <b>MORTGAGE STATUS AND SELECTED MONTHLY OWNER COSTS</b>                                    |                  |                |                |                |                |                   |                    |                |                |                |                |                   |              |
| <b>Specified owner-occupied housing units</b> .....  | <b>700</b>       | <b>217</b>     | <b>6</b>       | <b>22</b>      | <b>11</b>      | <b>49</b>         | <b>129</b>         | <b>483</b>     | <b>-</b>       | <b>-</b>       | <b>8</b>       | <b>158</b>        | <b>317</b>   |
| <b>With a mortgage</b> .....   | <b>106</b>       | <b>60</b>      | <b>6</b>       | <b>14</b>      | <b>11</b>      | <b>22</b>         | <b>7</b>           | <b>46</b>      | <b>-</b>       | <b>-</b>       | <b>-</b>       | <b>28</b>         | <b>18</b>    |
| Less than \$200.....   | -                | -              | -              | -              | -              | -                 | -                  | -              | -              | -              | -              | -                 | -            |
| \$200 to \$249.....  | 15               | 8              | -              | -              | -              | 8                 | -                  | 7              | -              | -              | -              | 7                 | -            |
| \$250 to \$299.....  | 5                | -              | -              | -              | -              | -                 | -                  | 5              | -              | -              | -              | -                 | 5            |
| \$300 to \$349.....  | 21               | 6              | 6              | -              | -              | -                 | -                  | 15             | -              | -              | -              | 15                | -            |
| \$350 to \$399.....  | 29               | 21             | -              | 8              | -              | 6                 | 7                  | 8              | -              | -              | -              | -                 | 8            |
| \$400 to \$499.....  | 12               | 7              | -              | -              | 7              | -                 | -                  | 5              | -              | -              | -              | -                 | 5            |
| \$500 to \$599.....  | 14               | 8              | -              | -              | -              | 8                 | -                  | 6              | -              | -              | -              | 6                 | -            |
| \$600 to \$749.....  | 10               | 10             | -              | 6              | 4              | -                 | -                  | -              | -              | -              | -              | -                 | -            |
| \$750 or more.....   | -                | -              | -              | -              | -              | -                 | -                  | -              | -              | -              | -              | -                 | -            |
| Median.....  | \$371            | \$388          | \$325          | \$394          | \$439          | \$375             | \$375              | \$337          | -              | -              | -              | \$323             | \$375        |
| <b>Not mortgaged</b> .....   | <b>594</b>       | <b>157</b>     | <b>-</b>       | <b>8</b>       | <b>-</b>       | <b>27</b>         | <b>122</b>         | <b>437</b>     | <b>-</b>       | <b>-</b>       | <b>8</b>       | <b>130</b>        | <b>299</b>   |
| Less than \$50.....  | -                | -              | -              | -              | -              | -                 | -                  | -              | -              | -              | -              | -                 | -            |
| \$50 to \$74.....  | -                | -              | -              | -              | -              | -                 | -                  | -              | -              | -              | -              | -                 | -            |
| \$75 to \$99.....  | 25               | 5              | -              | -              | -              | -                 | 5                  | 20             | -              | -              | -              | -                 | 20           |
| \$100 to \$124.....  | 25               | 5              | -              | -              | -              | -                 | 5                  | 20             | -              | -              | -              | 20                | -            |
| \$125 to \$149.....  | 46               | 4              | -              | -              | -              | 4                 | -                  | 42             | -              | -              | -              | 15                | 27           |
| \$150 to \$199.....  | 153              | 38             | -              | -              | -              | 4                 | 34                 | 115            | -              | -              | 8              | 35                | 72           |
| \$200 to \$249.....  | 152              | 37             | -              | -              | -              | -                 | 37                 | 115            | -              | -              | -              | 17                | 98           |
| \$250 or more.....   | 193              | 68             | -              | 8              | -              | 19                | 41                 | 125            | -              | -              | -              | 43                | 82           |
| Median.....  | \$216            | \$236          | -              | \$250+         | -              | \$250+            | \$223              | \$209          | -              | -              | \$175          | \$193             | \$216        |
| <b>SELECTED CHARACTERISTICS</b>  |                  |                |                |                |                |                   |                    |                |                |                |                |                   |              |
| <b>Median selected monthly owner costs as percentage of household income in 1979</b> ..... | <b>34.1</b>      | <b>34.1</b>    | <b>45.0</b>    | <b>50+</b>     | <b>32.5</b>    | <b>21.5</b>       | <b>32.5</b>        | <b>34.2</b>    | <b>-</b>       | <b>-</b>       | <b>22.5</b>    | <b>25.6</b>       | <b>45.4</b>  |
| With a mortgage.....   | 42.9             | 43.6           | 45.0           | 48.8           | 32.5           | 32.5              | 50+                | 39.2           | -              | -              | -              | 35.8              | 50+          |
| Not mortgaged.....   | 32.0             | 27.5           | -              | 50+            | -              | 18.1              | 30.0               | 33.1           | -              | -              | 22.5           | 25.3              | 44.6         |
| <b>Income in 1979 below poverty level</b> .....  | <b>295</b>       | <b>86</b>      | <b>-</b>       | <b>8</b>       | <b>-</b>       | <b>41</b>         | <b>37</b>          | <b>209</b>     | <b>-</b>       | <b>-</b>       | <b>-</b>       | <b>43</b>         | <b>166</b>   |
| Percent below poverty level.....   | 17.1             | 14.9           | -              | 17.0           | -              | 23.8              | 11.9               | 18.1           | -              | -              | -              | 12.3              | 21.5         |
| <b>Renter-occupied housing units</b> .....   | <b>9 020</b>     | <b>3 726</b>   | <b>412</b>     | <b>852</b>     | <b>623</b>     | <b>1 140</b>      | <b>699</b>         | <b>5 294</b>   | <b>364</b>     | <b>816</b>     | <b>379</b>     | <b>1 331</b>      | <b>2 404</b> |
| <b>PLUMBING FACILITIES</b>   |                  |                |                |                |                |                   |                    |                |                |                |                |                   |              |
| Complete plumbing for exclusive use.....   | 8 583            | 3 443          | 365            | 821            | 574            | 1 034             | 649                | 5 140          | 353            | 779            | 374            | 1 312             | 2 322        |
| Locking complete plumbing for exclusive use.....   | 437              | 283            | 47             | 31             | 49             | 106               | 50                 | 154            | 11             | 37             | 5              | 19                | 82           |
| <b>UNITS IN STRUCTURE</b>  |                  |                |                |                |                |                   |                    |                |                |                |                |                   |              |
| 1, detached or attached.....   | 119              | 80             | 5              | 8              | 35             | 20                | 12                 | 39             | -              | -              | 5              | 10                | 24           |
| 2.....   | 985              | 386            | 60             | 35             | 72             | 107               | 112                | 599            | 36             | 116            | 50             | 215               | 182          |
| 3 and 4.....   | 1 173            | 542            | 66             | 118            | 79             | 160               | 119                | 631            | 38             | 115            | 27             | 196               | 255          |
| 5 to 9.....  | 1 002            | 389            | 70             | 69             | 23             | 140               | 87                 | 613            | 47             | 68             | 44             | 204               | 250          |
| 10 to 49.....  | 3 561            | 1 612          | 148            | 451            | 320            | 498               | 195                | 1 949          | 183            | 419            | 184            | 490               | 673          |
| 50 or more.....  | 2 169            | 711            | 63             | 171            | 94             | 209               | 174                | 1 458          | 60             | 98             | 69             | 211               | 1 020        |
| Mobile home or trailer, etc.....   | 11               | 6              | -              | -              | -              | 6                 | -                  | 5              | -              | -              | -              | 5                 | -            |
| <b>HOUSEHOLD INCOME IN 1979</b>  |                  |                |                |                |                |                   |                    |                |                |                |                |                   |              |
| Less than \$5,000.....   | 2 910            | 762            | 85             | 86             | 118            | 225               | 248                | 2 148          | 77             | 136            | 105            | 467               | 1 363        |
| \$5,000 to \$9,999.....  | 2 227            | 829            | 117            | 170            | 86             | 214               | 242                | 1 398          | 118            | 180            | 79             | 351               | 670          |
| \$10,000 to \$12,499.....  | 1 117            | 410            | 79             | 120            | 62             | 85                | 64                 | 707            | 121            | 176            | 49             | 238               | 123          |
| \$12,500 to \$14,999.....  | 748              | 357            | 35             | 103            | 47             | 134               | 38                 | 391            | 24             | 125            | 41             | 125               | 76           |
| \$15,000 to \$19,999.....  | 1 106            | 678            | 50             | 242            | 121            | 222               | 43                 | 428            | 18             | 153            | 73             | 83                | 101          |
| \$20,000 to \$24,999.....  | 461              | 327            | 38             | 73             | 104            | 104               | 8                  | 134            | 6              | 41             | 26             | 27                | 34           |
| \$25,000 to \$34,999.....  | 291              | 239            | 8              | 54             | 48             | 97                | 32                 | 52             | -              | 5              | -              | 40                | 7            |
| \$35,000 to \$49,999.....  | 109              | 80             | -              | 4              | 31             | 32                | 13                 | 29             | -              | -              | 6              | -                 | 23           |
| \$50,000 or more.....  | 51               | 44             | -              | 6              | 6              | 27                | 11                 | 7              | -              | -              | -              | -                 | 7            |
| Median.....  | \$8 587          | \$11 659       | \$10 127       | \$13 714       | \$14 920       | \$13 358          | \$6 434            | \$6 800        | \$9 420        | \$11 307       | \$10 281       | \$8 193           | \$4 629      |
| Mean.....  | \$10 158         | \$13 179       | \$10 254       | \$13 464       | \$15 202       | \$14 850          | \$10 026           | \$8 032        | \$8 422        | \$10 864       | \$10 562       | \$8 334           | \$6 445      |
| <b>GROSS RENT</b>  |                  |                |                |                |                |                   |                    |                |                |                |                |                   |              |
| <b>Specified renter-occupied housing units</b> .....                                       | <b>9 005</b>     | <b>3 720</b>   | <b>412</b>     | <b>852</b>     | <b>617</b>     | <b>1 140</b>      | <b>699</b>         | <b>5 285</b>   | <b>364</b>     | <b>816</b>     | <b>374</b>     | <b>1 327</b>      | <b>2 404</b> |
| Less than \$100.....   | 708              | 98             | -              | -              | 3              | 36                | 59                 | 610            | -              | -              | 14             | 95                | 501          |
| \$100 to \$149.....  | 597              | 340            | 47             | 43             | 57             | 115               | 78                 | 257            | 35             | 29             | 32             | 48                | 113          |
| \$150 to \$199.....  | 1 417            | 694            | 62             | 113            | 137            | 218               | 164                | 723            | 48             | 104            | 30             | 221               | 320          |
| \$200 to \$249.....  | 2 466            | 954            | 90             | 233            | 148            | 297               | 186                | 1 512          | 119            | 243            | 131            | 450               | 589          |
| \$250 to \$299.....  | 2 209            | 949            | 130            | 298            | 169            | 261               | 91                 | 1 260          | 101            | 316            | 62             | 285               | 496          |
| \$300 to \$349.....  | 1 027            | 440            | 57             | 119            | 54             | 156               | 54                 | 587            | 41             | 95             | 89             | 156               | 206          |
| \$350 to \$399.....  | 328              | 124            | 7              | 21             | 29             | 39                | 28                 | 204            | 20             | 23             | 16             | 67                | 78           |
| \$400 to \$499.....  | 137              | 55             | 14             | 19             | 10             | 7                 | 5                  | 82             | -              | 6              | -              | 25                | 51           |
| \$500 or more.....   | 22               | 22             | -              | -              | -              | 11                | -                  | 6              | -              | -              | -              | -                 | -            |
| No cash rent.....  | 94               | 44             | -              | 6              | 10             | -                 | 28                 | 50             | -              | -              | -              | -                 | 50           |
| Median.....  | \$237            | \$238          | \$253          | \$255          | \$236          | \$233             | \$209              | \$236          | \$239          | \$254          | \$244          | \$237             | \$225        |
| <b>SELECTED CHARACTERISTICS</b>  |                  |                |                |                |                |                   |                    |                |                |                |                |                   |              |
| <b>Median gross rent as percentage of household income in 1979</b> .....                   | <b>29.4</b>      | <b>23.9</b>    | <b>29.0</b>    | <b>22.9</b>    | <b>19.2</b>    | <b>21.7</b>       | <b>32.6</b>        | <b>33.5</b>    | <b>32.7</b>    | <b>26.7</b>    | <b>27.8</b>    | <b>33.9</b>       | <b>38.0</b>  |
| <b>Income in 1979 below poverty level</b> .....  | <b>1 850</b>     | <b>499</b>     | <b>66</b>      | <b>73</b>      | <b>93</b>      | <b>162</b>        | <b>105</b>         | <b>1 351</b>   | <b>70</b>      | <b>91</b>      | <b>92</b>      | <b>377</b>        | <b>721</b>   |
| Percent below poverty level.....   | 20.5             | 13.4           | 16.0           | 8.6            | 14.9           | 14.2              | 15.0               | 25.5           | 19.2           | 11.2           | 24.3           | 28.3              | 30.0         |



Table C-12. Duration of Vacancy for Year-Round Vacant for Sale and Vacant for Rent Housing Units: 1980

[Oato ore estimates based on o sample, see Introduction. For meaning of symbols, see Introduction. For definitions of terms, see appendixes A and B]

| Elizabeth city  |          |                    |                  |                  | Elizabeth city                                       |       |                    |                  |                  |
|---|----------|--------------------|------------------|------------------|--|-------|--------------------|------------------|------------------|
|   | Total    | Less than 2 months | 2 up to 6 months | 6 or more months |  | Total | Less than 2 months | 2 up to 6 months | 6 or more months |
| <b>Vacant for sale only housing units</b> -----           |          |                    |                  |                  | <b>Vacant far rent housing units</b> -----           |       |                    |                  |                  |
|   | 91       | 17                 | 36               | 38               |  | 945   | 515                | 192              | 238              |
| <b>ROOMS</b>  |          |                    |                  |                  | <b>ROOMS</b>   |       |                    |                  |                  |
| 1 to 3 rooms -----  | 27       | 6                  | 9                | 12               | 1 room -----   | 59    | 36                 | -                | 23               |
| 4 rooms -----   | 20       | 6                  | 8                | 6                | 2 rooms -----  | 109   | 81                 | 24               | 4                |
| 5 rooms -----   | 19       | -                  | 19               | -                | 3 rooms -----  | 197   | 156                | 21               | 20               |
| 6 rooms -----   | 25       | 5                  | -                | 20               | 4 rooms -----  | 343   | 142                | 81               | 120              |
| 7 rooms -----   | -        | -                  | -                | -                | 5 rooms -----  | 172   | 67                 | 34               | 71               |
| 8 or more rooms -----                                     | -        | -                  | -                | -                | 6 rooms -----  | 49    | 25                 | 24               | -                |
| Median -----  | 4.4      | 3.9                | 4.6              | 5.5              | 7 or more rooms -----                                | 16    | 8                  | 8                | -                |
|   |          |                    |                  |                  | Median -----   | 3.8   | 3.4                | 4.1              | 4.1              |
| <b>PLUMBING FACILITIES</b>                                |          |                    |                  |                  | <b>PLUMBING FACILITIES</b>                           |       |                    |                  |                  |
| Complete plumbing for exclusive use -----                 | 87       | 17                 | 32               | 38               | Complete plumbing for exclusive use -----            | 915   | 490                | 192              | 233              |
| Locking complete plumbing for exclusive use -----         | 4        | -                  | 4                | -                | Locking complete plumbing for exclusive use -----    | 30    | 25                 | -                | 5                |
| <b>BEDROOMS</b>   |          |                    |                  |                  | <b>BEDROOMS</b>                                      |       |                    |                  |                  |
| None -----  | 6        | 6                  | -                | -                | None -----   | 70    | 47                 | -                | 23               |
| 1 -----   | 21       | -                  | 9                | 12               | 1 -----  | 349   | 242                | 58               | 49               |
| 2 -----   | 39       | 6                  | 27               | 6                | 2 -----  | 404   | 180                | 108              | 116              |
| 3 -----   | 20       | -                  | -                | 20               | 3 -----  | 122   | 46                 | 26               | 50               |
| 4 -----   | 5        | 5                  | -                | -                | 4 -----  | -     | -                  | -                | -                |
| 5 or more -----   | -        | -                  | -                | -                | 5 or more -----                                      | -     | -                  | -                | -                |
| <b>YEAR STRUCTURE BUILT</b>                               |          |                    |                  |                  | <b>YEAR STRUCTURE BUILT</b>                          |       |                    |                  |                  |
| 1975 to March 1980 -----                                  | -        | -                  | -                | -                | 1975 to March 1980 -----                             | 40    | 32                 | 8                | -                |
| 1970 to 1974 -----  | -        | -                  | -                | -                | 1970 to 1974 -----                                   | 35    | 31                 | 4                | -                |
| 1960 to 1969 -----  | -        | -                  | -                | -                | 1960 to 1969 -----                                   | 107   | 82                 | 21               | 4                |
| 1950 to 1959 -----  | 7        | -                  | -                | 7                | 1950 to 1959 -----                                   | 234   | 91                 | 45               | 98               |
| 1940 to 1949 -----  | 44       | 11                 | 21               | 12               | 1940 to 1949 -----                                   | 204   | 106                | 22               | 76               |
| 1939 or earlier -----                                     | 40       | 6                  | 15               | 19               | 1939 or earlier -----                                | 325   | 173                | 92               | 60               |
| <b>UNITS IN STRUCTURE</b>                                 |          |                    |                  |                  | <b>UNITS IN STRUCTURE</b>                            |       |                    |                  |                  |
| 1, detached or attached -----                             | 26       | 5                  | 8                | 13               | 1, detached or attached -----                        | 56    | 21                 | 13               | 22               |
| 2 or more -----   | 65       | 12                 | 28               | 25               | 2 -----  | 262   | 120                | 47               | 95               |
| Mobile home or trailer -----                              | -        | -                  | -                | -                | 3 and 4 -----  | 170   | 80                 | 57               | 33               |
| <b>HEATING EQUIPMENT</b>                                  |          |                    |                  |                  | <b>HEATING EQUIPMENT</b>                             |       |                    |                  |                  |
| Central heating system -----                              | 62       | 17                 | 13               | 32               | 5 to 9 -----   | 139   | 58                 | 15               | 66               |
| Other means -----   | 29       | -                  | 23               | 6                | 10 to 49 -----                                       | 217   | 145                | 50               | 22               |
| None -----  | -        | -                  | -                | -                | 50 or more -----                                     | 101   | 91                 | 10               | -                |
| <b>PRICE ASKED</b>  |          |                    |                  |                  | <b>RENT ASKED</b>                                    |       |                    |                  |                  |
| <b>Specified vacant for sale only housing units</b> ----- |          |                    |                  |                  | <b>Specified vacant far rent housing units</b> ----- |       |                    |                  |                  |
| Less than \$10,000 -----                                  | 26       | 5                  | 8                | 13               | Less than \$100 -----                                | 945   | 515                | 192              | 238              |
| \$10,000 to \$19,999 -----                                | 6        | -                  | -                | 6                | \$100 to \$149 -----                                 | 18    | 7                  | 11               | -                |
| \$20,000 to \$29,999 -----                                | -        | -                  | -                | -                | \$150 to \$199 -----                                 | 65    | 27                 | 9                | 29               |
| \$30,000 to \$39,999 -----                                | 20       | 5                  | 8                | 7                | \$200 to \$249 -----                                 | 322   | 142                | 74               | 106              |
| \$40,000 to \$49,999 -----                                | -        | -                  | -                | -                | \$250 to \$299 -----                                 | 263   | 177                | 37               | 49               |
| \$50,000 to \$59,999 -----                                | -        | -                  | -                | -                | \$300 to \$399 -----                                 | 195   | 107                | 34               | 54               |
| \$60,000 to \$79,999 -----                                | -        | -                  | -                | -                | \$400 or more -----                                  | 64    | 37                 | 27               | -                |
| \$80,000 to \$99,999 -----                                | -        | -                  | -                | -                | Median -----   | 18    | 18                 | -                | -                |
| \$100,000 or more -----                                   | -        | -                  | -                | -                |  | \$212 | \$220              | \$202            | \$185            |
| Median -----  | \$32 300 | \$37 500           | \$32 500         | \$30 400         |  |       |                    |                  |                  |

Table C-13. Price Asked and Rent Asked for Year-Round Vacant Housing Units: 1980

[Oato ore estimates based on o sample, see Introduction. For meaning of symbols, see Introduction. For definitions of terms, see appendixes A and B]

| Elizabeth city                                    | Price asked—Specified vacant for sale only housing units |                    |                      |                      |                      |                   |                  | Rent asked—Specified vacant for rent housing units |                 |                |                |                |               |                  |
|---|--|--------------------|----------------------|----------------------|----------------------|-------------------|------------------|--|-----------------|----------------|----------------|----------------|---------------|------------------|
|   | Total  | Less than \$10,000 | \$10,000 to \$29,999 | \$30,000 to \$49,999 | \$50,000 to \$99,999 | \$100,000 or more | Median (dollars) | Total  | Less than \$100 | \$100 to \$199 | \$200 to \$299 | \$300 to \$399 | \$400 or more | Median (dollars) |
|   |  |                    |                      |                      |                      |                   |                  |  |                 |                |                |                |               |                  |
| <b>Total</b> -----                                | 26   | -                  | 6                    | 20                   | -                    | -                 | 32 300           | 945  | 18              | 387            | 458            | 64             | 18            | 212              |
| <b>PLUMBING FACILITIES</b>                        |  |                    |                      |                      |                      |                   |                  |  |                 |                |                |                |               |                  |
| Complete plumbing for exclusive use -----         | 26   | -                  | 6                    | 20                   | -                    | -                 | 32 300           | 915  | 18              | 373            | 442            | 64             | 18            | 213              |
| Locking complete plumbing for exclusive use ----- | -  | -                  | -                    | -                    | -                    | -                 | -                | 30   | -               | 14             | 16             | -              | -             | 202              |
| <b>BEDROOMS</b>                                   |  |                    |                      |                      |                      |                   |                  |  |                 |                |                |                |               |                  |
| None -----  | -  | -                  | -                    | -                    | -                    | -                 | -                | 70   | -               | 41             | 29             | -              | -             | 178              |
| 1 -----   | -  | -                  | -                    | -                    | -                    | -                 | -                | 349  | 7               | 89             | 223            | 30             | -             | 228              |
| 2 -----   | 8  | -                  | -                    | 8                    | -                    | -                 | 32 500           | 404  | 11              | 184            | 157            | 34             | 18            | 204              |
| 3 -----   | 13   | -                  | 6                    | 7                    | -                    | -                 | 30 400           | 122  | -               | 73             | 49             | -              | -             | 196              |
| 4 -----   | 5  | -                  | -                    | 5                    | -                    | -                 | 37 500           | -  | -               | -              | -              | -              | -             | -                |
| 5 or more -----                                   | -  | -                  | -                    | -                    | -                    | -                 | -                | -  | -               | -              | -              | -              | -             | -                |
| <b>YEAR STRUCTURE BUILT</b>                       |  |                    |                      |                      |                      |                   |                  |  |                 |                |                |                |               |                  |
| 1975 to March 1980 -----                          | -  | -                  | -                    | -                    | -                    | -                 | -                | 40   | 7               | 6              | 6              | 21             | -             | 302              |
| 1970 to 1974 -----                                | -  | -                  | -                    | -                    | -                    | -                 | -                | 35   | -               | -              | 35             | -              | -             | 242              |
| 1960 to 1969 -----                                | -  | -                  | -                    | -                    | -                    | -                 | -                | 107  | -               | 8              | 70             | 15             | 14            | 265              |
| 1950 to 1959 -----                                | -  | -                  | -                    | -                    | -                    | -                 | -                | 234  | -               | 105            | 129            | -              | -             | 209              |
| 1940 to 1949 -----                                | 19   | -                  | 6                    | 13                   | -                    | -                 | 32 200           | 204  | -               | 98             | 94             | 12             | -             | 203              |
| 1939 or earlier -----                             | 7  | -                  | -                    | 7                    | -                    | -                 | 32 500           | 325  | 11              | 170            | 124            | 16             | 4             | 195              |
| <b>UNITS IN STRUCTURE</b>                         |  |                    |                      |                      |                      |                   |                  |  |                 |                |                |                |               |                  |
| 1, detached or attached -----                     | 26   | -                  | 6                    | 20                   | -                    | -                 | 32 300           | 56   | -               | 21             | 35             | -              | -             | 209              |
| 2 or more -----                                   | ...  | ...                | ...                  | ...                  | ...                  | ...               | ...              | 889  | 18              | 366            | 423            | 64             | 18            | 213              |
| Mobile home or trailer -----                      | ...  | ...                | ...                  | ...                  | ...                  | ...               | ...              | -  | -               | -              | -              | -              | -             | -                |

Table C-14. Value of Owner-Occupied Housing Units With a White Householder: 1980

[Data are estimates based on a sample, see Introduction. For meaning of symbols, see Introduction. For definitions of terms, see appendixes A and B]

| Elizabeth city  | Total    | Less than \$10,000 | \$10,000 to \$19,999 | \$20,000 to \$29,999 | \$30,000 to \$39,999 | \$40,000 to \$49,999 | \$50,000 to \$59,999 | \$60,000 to \$79,999 | \$80,000 to \$99,999 | \$100,000 to \$149,999 | \$150,000 or more | Median (dollars) | Mean (dollars) |
|---|----------|--------------------|----------------------|----------------------|----------------------|----------------------|----------------------|----------------------|----------------------|------------------------|-------------------|------------------|----------------|
| Specified owner-occupied housing units -----  | 5 299    | 11                 | 141                  | 570                  | 1 230                | 1 182                | 1 115                | 830                  | 162                  | 58                     | -                 | 46 000           | 47 400         |
| <b>HOUSEHOLD TYPE AND AGE OF HOUSEHOLDER</b>  |          |                    |                      |                      |                      |                      |                      |                      |                      |                        |                   |                  |                |
| Married-couple families -----   | 3 701    | -                  | 64                   | 322                  | 800                  | 898                  | 794                  | 645                  | 142                  | 36                     | -                 | 47 600           | 49 100         |
| 15 to 24 years -----  | 34       | -                  | -                    | -                    | 6                    | 8                    | -                    | 20                   | -                    | -                      | -                 | 60 800           | 52 500         |
| 25 to 34 years -----  | 344      | -                  | -                    | 16                   | 91                   | 39                   | 102                  | 84                   | 12                   | -                      | -                 | 52 300           | 51 600         |
| 35 to 44 years -----  | 722      | -                  | 3                    | 46                   | 103                  | 231                  | 173                  | 143                  | 20                   | 3                      | -                 | 49 100           | 50 500         |
| 45 to 64 years -----  | 1 768    | -                  | 39                   | 159                  | 397                  | 393                  | 361                  | 302                  | 89                   | 28                     | -                 | 47 600           | 49 700         |
| 65 years and over -----   | 833      | -                  | 22                   | 101                  | 203                  | 227                  | 158                  | 96                   | 21                   | 5                      | -                 | 44 500           | 45 400         |
| Male householder, no wife present -----   | 445      | -                  | 18                   | 44                   | 137                  | 68                   | 91                   | 64                   | 7                    | 16                     | -                 | 42 900           | 47 400         |
| 15 to 24 years -----  | 6        | -                  | -                    | 6                    | -                    | -                    | -                    | -                    | -                    | -                      | -                 | 28 800           | 28 800         |
| 25 to 34 years -----  | 36       | -                  | -                    | -                    | 6                    | 8                    | 11                   | 5                    | -                    | 6                      | -                 | 51 800           | 59 900         |
| 35 to 44 years -----  | 28       | -                  | -                    | 4                    | 9                    | -                    | 10                   | 5                    | -                    | -                      | -                 | 50 500           | 47 100         |
| 45 to 64 years -----  | 193      | -                  | 4                    | 28                   | 55                   | 34                   | 30                   | 25                   | 7                    | 10                     | -                 | 43 400           | 48 200         |
| 65 years and over -----   | 182      | -                  | 14                   | 6                    | 67                   | 26                   | 40                   | 29                   | -                    | -                      | -                 | 41 100           | 44 600         |
| Female householder, no husband present -----  | 1 153    | 11                 | 59                   | 204                  | 293                  | 216                  | 230                  | 121                  | 13                   | 6                      | -                 | 40 400           | 42 100         |
| 15 to 24 years -----  | -        | -                  | -                    | -                    | -                    | -                    | -                    | -                    | -                    | -                      | -                 | -                | -              |
| 25 to 34 years -----  | 58       | -                  | -                    | -                    | 20                   | 13                   | 19                   | 6                    | -                    | -                      | -                 | 46 700           | 47 200         |
| 35 to 44 years -----  | 81       | -                  | -                    | 22                   | 34                   | 11                   | 6                    | 8                    | -                    | -                      | -                 | 35 400           | 38 200         |
| 45 to 64 years -----  | 390      | 11                 | 9                    | 64                   | 100                  | 97                   | 63                   | 46                   | -                    | -                      | -                 | 40 800           | 41 000         |
| 65 years and over -----   | 624      | -                  | 50                   | 118                  | 139                  | 95                   | 142                  | 61                   | 13                   | 6                      | -                 | 40 700           | 42 800         |
| Median age -----  | 57.3     | 61.1               | 69.3                 | 59.3                 | 58.4                 | 57.5                 | 55.5                 | 53.0                 | 55.8                 | 61.3                   | -                 | ...              | ...            |
| <b>YEAR HOUSEHOLDER MOVED INTO UNIT</b>   |          |                    |                      |                      |                      |                      |                      |                      |                      |                        |                   |                  |                |
| 1979 to March 1980 -----  | 301      | -                  | -                    | 14                   | 76                   | 44                   | 68                   | 85                   | 11                   | 3                      | -                 | 53 600           | 52 000         |
| 1975 to 1978 -----  | 732      | -                  | 7                    | 43                   | 150                  | 142                  | 187                  | 169                  | 28                   | 6                      | -                 | 50 900           | 51 100         |
| 1970 to 1974 -----  | 696      | -                  | 6                    | 42                   | 156                  | 146                  | 161                  | 156                  | 29                   | -                      | -                 | 49 900           | 50 600         |
| 1960 to 1969 -----  | 1 253    | -                  | 28                   | 148                  | 296                  | 358                  | 189                  | 154                  | 52                   | 28                     | -                 | 44 900           | 47 800         |
| 1959 or earlier -----   | 2 317    | 11                 | 100                  | 323                  | 552                  | 492                  | 510                  | 266                  | 42                   | 21                     | -                 | 43 300           | 44 500         |
| <b>ROOMS</b>  |          |                    |                      |                      |                      |                      |                      |                      |                      |                        |                   |                  |                |
| 1 to 3 rooms -----  | 29       | 7                  | 8                    | 9                    | -                    | -                    | 5                    | -                    | -                    | -                      | -                 | 17 100           | 22 100         |
| 4 rooms -----   | 237      | 4                  | 36                   | 94                   | 52                   | 30                   | 21                   | -                    | -                    | -                      | -                 | 28 800           | 30 600         |
| 5 rooms -----   | 685      | -                  | 32                   | 156                  | 247                  | 137                  | 74                   | 39                   | -                    | -                      | -                 | 36 400           | 37 900         |
| 6 rooms -----   | 1 822    | -                  | 52                   | 219                  | 514                  | 479                  | 358                  | 160                  | 31                   | 9                      | -                 | 42 600           | 44 000         |
| 7 rooms -----   | 1 417    | -                  | 8                    | 47                   | 275                  | 357                  | 401                  | 268                  | 45                   | 16                     | -                 | 50 500           | 51 400         |
| 8 or more rooms -----   | 1 109    | -                  | 5                    | 45                   | 142                  | 179                  | 256                  | 363                  | 86                   | 33                     | -                 | 56 700           | 58 000         |
| Median -----  | 6.4      | 1.3                | 5.3                  | 5.6                  | 6.1                  | 6.4                  | 6.7                  | 7.3                  | 7.7                  | 8.5+                   | -                 | ...              | ...            |
| <b>BEDROOMS</b>   |          |                    |                      |                      |                      |                      |                      |                      |                      |                        |                   |                  |                |
| None -----  | 7        | 7                  | -                    | -                    | -                    | -                    | -                    | -                    | -                    | -                      | -                 | 10000-           | 7 500          |
| 1 -----   | 52       | -                  | 17                   | 9                    | 20                   | 6                    | -                    | -                    | -                    | -                      | -                 | 27 500           | 26 200         |
| 2 -----   | 803      | 4                  | 44                   | 228                  | 244                  | 148                  | 89                   | 21                   | 19                   | 6                      | -                 | 36 000           | 37 900         |
| 3 -----   | 2 873    | -                  | 59                   | 251                  | 694                  | 678                  | 620                  | 488                  | 55                   | 28                     | -                 | 46 600           | 47 600         |
| 4 -----   | 1 271    | -                  | 16                   | 63                   | 234                  | 293                  | 345                  | 264                  | 51                   | 5                      | -                 | 50 700           | 51 400         |
| 5 or more -----   | 293      | -                  | 5                    | 19                   | 38                   | 57                   | 61                   | 57                   | 37                   | 19                     | -                 | 54 900           | 59 400         |
| <b>YEAR STRUCTURE BUILT</b>   |          |                    |                      |                      |                      |                      |                      |                      |                      |                        |                   |                  |                |
| 1975 to March 1980 -----  | 13       | -                  | -                    | -                    | -                    | -                    | -                    | 7                    | 6                    | -                      | -                 | 74 600           | 78 300         |
| 1970 to 1974 -----  | 48       | -                  | -                    | -                    | -                    | 6                    | 11                   | 19                   | 12                   | -                      | -                 | 72 500           | 70 800         |
| 1960 to 1969 -----  | 227      | -                  | -                    | -                    | 27                   | 42                   | 29                   | 79                   | 39                   | 11                     | -                 | 62 500           | 64 500         |
| 1950 to 1959 -----  | 557      | -                  | -                    | 33                   | 93                   | 115                  | 152                  | 153                  | 5                    | 6                      | -                 | 52 600           | 52 800         |
| 1940 to 1949 -----  | 582      | -                  | 13                   | 37                   | 122                  | 146                  | 129                  | 103                  | 18                   | 14                     | -                 | 48 600           | 50 500         |
| 1939 or earlier -----   | 3 872    | 11                 | 128                  | 500                  | 988                  | 873                  | 794                  | 469                  | 82                   | 27                     | -                 | 43 400           | 44 800         |
| <b>HOUSEHOLD INCOME IN 1979</b>   |          |                    |                      |                      |                      |                      |                      |                      |                      |                        |                   |                  |                |
| Less than \$5,000 -----   | 306      | 4                  | 54                   | 23                   | 43                   | 56                   | 115                  | 6                    | -                    | 5                      | -                 | 44 500           | 41 000         |
| \$5,000 to \$9,999 -----  | 487      | 7                  | 22                   | 105                  | 143                  | 115                  | 52                   | 29                   | 14                   | -                      | -                 | 37 900           | 39 800         |
| \$10,000 to \$12,499 -----  | 374      | -                  | 32                   | 106                  | 92                   | 75                   | 49                   | 14                   | -                    | 6                      | -                 | 33 900           | 38 100         |
| \$12,500 to \$14,999 -----  | 210      | -                  | 10                   | 14                   | 38                   | 32                   | 38                   | 32                   | -                    | 6                      | -                 | 40 700           | 45 700         |
| \$15,000 to \$19,999 -----  | 635      | -                  | 6                    | 81                   | 158                  | 183                  | 96                   | 111                  | -                    | -                      | -                 | 44 800           | 45 200         |
| \$20,000 to \$24,999 -----  | 771      | -                  | 11                   | 83                   | 217                  | 157                  | 205                  | 89                   | 6                    | 3                      | -                 | 45 200           | 45 300         |
| \$25,000 to \$34,999 -----  | 1 234    | -                  | 6                    | 95                   | 307                  | 336                  | 299                  | 173                  | 13                   | 5                      | -                 | 45 300           | 47 000         |
| \$35,000 to \$49,999 -----  | 818      | -                  | -                    | 47                   | 139                  | 175                  | 179                  | 221                  | 57                   | -                      | -                 | 52 200           | 53 700         |
| \$50,000 or more -----  | 464      | -                  | -                    | 16                   | 53                   | 53                   | 82                   | 155                  | 72                   | 33                     | -                 | 61 600           | 64 500         |
| Median -----  | \$24 129 | \$8 036            | \$8 472              | \$17 500             | \$22 405             | \$23 676             | \$25 084             | \$32 508             | \$46 366             | \$54 977               | -                 | ...              | ...            |
| Mean -----  | \$27 031 | \$7 439            | \$9 633              | \$19 555             | \$23 598             | \$24 392             | \$27 798             | \$37 237             | \$47 563             | \$54 975               | -                 | ...              | ...            |
| <b>MORTGAGE STATUS AND SELECTED MONTHLY OWNER COSTS AS PERCENTAGE OF HOUSEHOLD INCOME IN 1979</b> |          |                    |                      |                      |                      |                      |                      |                      |                      |                        |                   |                  |                |
| With a mortgage -----   | 2 607    | -                  | 3                    | 229                  | 577                  | 604                  | 569                  | 492                  | 101                  | 32                     | -                 | 48 400           | 50 100         |
| Less than 15 percent -----  | 730      | -                  | -                    | 75                   | 170                  | 145                  | 115                  | 144                  | 63                   | 18                     | -                 | 48 500           | 52 300         |
| 15 to 19 percent -----  | 606      | -                  | -                    | 59                   | 141                  | 140                  | 121                  | 126                  | 19                   | -                      | -                 | 47 400           | 48 600         |
| 20 to 24 percent -----  | 414      | -                  | 3                    | 119                  | 110                  | 118                  | 111                  | 42                   | 6                    | 5                      | -                 | 47 100           | 48 000         |
| 25 to 29 percent -----  | 221      | -                  | -                    | 12                   | 29                   | 49                   | 78                   | 47                   | 6                    | -                      | -                 | 52 600           | 52 200         |
| 30 to 34 percent -----  | 217      | -                  | -                    | 15                   | 57                   | 33                   | 49                   | 63                   | -                    | -                      | -                 | 50 600           | 49 200         |
| 35 percent or more -----  | 414      | -                  | -                    | 49                   | 70                   | 114                  | 95                   | 70                   | 7                    | 9                      | -                 | 47 800           | 50 100         |
| Not computed -----  | 5        | -                  | -                    | -                    | -                    | 5                    | -                    | -                    | -                    | -                      | -                 | 42 500           | 42 500         |
| Median -----  | 19.7     | -                  | 22.5                 | 18.3                 | 19.2                 | 20.6                 | 22.2                 | 19.0                 | 13.3                 | 13.9                   | -                 | ...              | ...            |
| Not mortgaged -----   | 2 692    | 11                 | 138                  | 341                  | 653                  | 578                  | 546                  | 338                  | 61                   | 26                     | -                 | 43 200           | 44 800         |
| Less than 10 percent -----  | 719      | -                  | 18                   | 100                  | 150                  | 136                  | 153                  | 119                  | 33                   | 10                     | -                 | 45 600           | 48 000         |
| 10 to 14 percent -----  | 642      | -                  | 12                   | 43                   | 180                  | 160                  | 137                  | 84                   | 21                   | 5                      | -                 | 44 800           | 47 400         |
| 15 to 19 percent -----  | 339      | -                  | 25                   | 56                   | 42                   | 108                  | 63                   | 45                   | -                    | -                      | -                 | 44 200           | 42 800         |
| 20 to 24 percent -----  | 291      | 7                  | 21                   | 50                   | 86                   | 39                   | 46                   | 42                   | -                    | -                      | -                 | 34 800           | 39 400         |
| 25 to 29 percent -----  | 185      | -                  | 17                   | 41                   | 57                   | 24                   | 21                   | 25                   | -                    | -                      | -                 | 36 700           | 39 600         |
| 30 to 34 percent -----  | 110      | 4                  | -                    | 10                   | 62                   | 17                   | 10                   | 7                    | -                    | -                      | -                 | 36 100           | 38 600         |
| 35 percent or more -----  | 387      | -                  | 45                   | 41                   | 66                   | 85                   | 116                  | 16                   | 7                    | 11                     | -                 | 45 700           | 44 800         |
| Not computed -----  | 19       | -                  | -                    | 10                   | 9                    | -                    | -                    | -                    | -                    | -                      | -                 | 39 800           | 39 900         |
| Median -----  | 14.8     | 23.9               | 23.3                 | 17.5                 | 14.8                 | 14.6                 | 14.4                 | 13.0                 | 10-                  | 13.0                   | -                 | ...              | ...            |
| <b>SELECTED CHARACTERISTICS</b>   |          |                    |                      |                      |                      |                      |                      |                      |                      |                        |                   |                  |                |
| Complete plumbing for exclusive use -----   | 5 299    | 11                 | 141                  | 570                  | 1 230                | 1 182                | 1 115                | 830                  | 162                  | 58                     | -                 | 46 000           | 47 400         |
| 1.01 or more persons per room -----   | 76       | -                  | 3                    | 15                   | 25                   | 14                   | 12                   | 7                    | -                    | -                      | -                 | 35 000           | 39 700         |
| Lacking complete plumbing for exclusive use -----   | -        | -                  | -                    | -                    | -                    | -                    | -                    | -                    | -                    | -                      | -                 | -                | -              |
| 1.01 or more persons per room -----   | -        | -                  | -                    | -                    | -                    | -                    | -                    | -                    | -                    | -                      | -                 | -                | -              |
| Heating equipment -----   | 5 299    | 11                 | 141                  | 570                  | 1 230                | 1 182                | 1 115                | 830                  | 162                  | 58                     | -                 | 46 000           | 47 400         |
| Central heating system -----  | 5 102    | 7                  | 109                  | 545                  | 1 189                | 1 139                | 1 096                | 804                  | 155                  | 58                     | -                 | 46 300           | 47 700         |
| Air conditioning -----  | 4 134    | 11                 | 86                   | 365                  | 923                  | 914                  | 948                  | 707                  | 130                  | 50                     | -                 | 47 600           | 48 700         |
| Central system -----  | 376      | 7                  | -                    | -                    | 25                   | 59                   | 58                   | 151                  | 54                   | 22                     | -                 | 62 900           | 65 200         |
| Income in 1979 below poverty level -----  | 241      | -                  | 40                   | 30                   | 56                   | 46                   | 58                   | 6                    | -                    | 5                      | -                 | 39 400           | 39 700         |
| Percent below poverty level -----   | 4.5      | -                  | 28.4                 | 5.3                  | 4.6                  | 3.9                  | 5.2                  | 0.7                  | -                    | 8.6                    | -                 | ...              | ...            |



Table C-15. Gross Rent of Renter-Occupied Housing Units With a White Householder: 1980

(Data are estimates based on a sample, see Introduction. For meaning of symbols, see Introduction. For definitions of terms, see appendixes A and B.)

Elizabeth city

|   | Total         | Less than \$100 | \$100 to \$149 | \$150 to \$199 | \$200 to \$249 | \$250 to \$299 | \$300 to \$349 | \$350 to \$399 | \$400 to \$499 | \$500 or more | No cash rent | Median (dollars) |
|---|---------------|-----------------|----------------|----------------|----------------|----------------|----------------|----------------|----------------|---------------|--------------|------------------|
| <b>Specified renter-occupied housing units</b> -----                      | <b>19 774</b> | <b>690</b>      | <b>747</b>     | <b>2 077</b>   | <b>4 773</b>   | <b>5 722</b>   | <b>3 161</b>   | <b>1 419</b>   | <b>664</b>     | <b>124</b>    | <b>397</b>   | <b>262</b>       |
| <b>HOUSEHOLD TYPE AND AGE OF HOUSEHOLDER</b>                              |               |                 |                |                |                |                |                |                |                |               |              |                  |
| <b>Married-couple families</b> -----                                      | <b>8 652</b>  | <b>33</b>       | <b>240</b>     | <b>694</b>     | <b>1 899</b>   | <b>2 648</b>   | <b>1 660</b>   | <b>835</b>     | <b>353</b>     | <b>81</b>     | <b>209</b>   | <b>277</b>       |
| 15 to 24 years-----   | 597           | --              | --             | 24             | 153            | 232            | 168            | 15             | 5              | --            | --           | 279              |
| 25 to 34 years-----   | 2 226         | --              | 25             | 214            | 437            | 781            | 427            | 222            | 38             | 26            | 56           | 275              |
| 35 to 44 years-----   | 1 486         | --              | 23             | 88             | 324            | 463            | 306            | 123            | 109            | 20            | 30           | 285              |
| 45 to 64 years-----   | 2 770         | 18              | 86             | 187            | 652            | 782            | 502            | 327            | 108            | 29            | 79           | 276              |
| 65 years and over-----  | 1 573         | 15              | 106            | 181            | 333            | 390            | 257            | 148            | 93             | 6             | 44           | 269              |
| <b>Mole householder, no wife present</b> -----                            | <b>4 102</b>  | <b>104</b>      | <b>252</b>     | <b>658</b>     | <b>1 013</b>   | <b>1 180</b>   | <b>494</b>     | <b>188</b>     | <b>108</b>     | <b>22</b>     | <b>83</b>    | <b>249</b>       |
| 15 to 24 years-----   | 519           | 10              | 42             | 65             | 93             | 195            | 67             | 16             | 20             | 5             | 6            | 261              |
| 25 to 34 years-----   | 900           | --              | 27             | 102            | 217            | 365            | 123            | 37             | 23             | --            | 6            | 261              |
| 35 to 44 years-----   | 677           | 3               | 28             | 122            | 183            | 191            | 80             | 36             | 21             | --            | 13           | 249              |
| 45 to 64 years-----   | 1 278         | 32              | 94             | 198            | 321            | 328            | 161            | 71             | 33             | 11            | 29           | 247              |
| 65 years and over-----  | 728           | 59              | 61             | 171            | 199            | 101            | 63             | 28             | 11             | 6             | 29           | 214              |
| <b>Female householder, no husband present</b> -----                       | <b>7 020</b>  | <b>553</b>      | <b>255</b>     | <b>725</b>     | <b>1 861</b>   | <b>1 894</b>   | <b>1 007</b>   | <b>396</b>     | <b>203</b>     | <b>21</b>     | <b>105</b>   | <b>251</b>       |
| 15 to 24 years-----   | 482           | 7               | 13             | 13             | 137            | 189            | 76             | 27             | 15             | 5             | --           | 264              |
| 25 to 34 years-----   | 1 241         | 16              | 29             | 105            | 329            | 454            | 221            | 59             | 28             | --            | --           | 264              |
| 35 to 44 years-----   | 849           | 24              | 34             | 65             | 198            | 192            | 196            | 64             | 46             | 14            | 16           | 274              |
| 45 to 64 years-----   | 1 817         | 54              | 63             | 197            | 548            | 486            | 262            | 131            | 48             | 2             | 26           | 253              |
| 65 years and over-----  | 2 631         | 452             | 116            | 345            | 649            | 573            | 252            | 115            | 66             | --            | 63           | 232              |
| <b>Median age</b> -----   | <b>48.9</b>   | <b>74.0</b>     | <b>60.5</b>    | <b>54.3</b>    | <b>50.0</b>    | <b>42.3</b>    | <b>43.5</b>    | <b>49.9</b>    | <b>49.1</b>    | <b>43.0</b>   | <b>57.2</b>  | <b>...</b>       |
| <b>YEAR HOUSEHOLDER MOVED INTO UNIT</b>                                   |               |                 |                |                |                |                |                |                |                |               |              |                  |
| 1979 to March 1980-----   | 4 916         | 81              | 138            | 344            | 1 006          | 1 761          | 912            | 352            | 222            | 74            | 26           | 275              |
| 1975 to 1978-----   | 6 737         | 162             | 223            | 612            | 1 709          | 1 911          | 1 217          | 575            | 216            | 32            | 80           | 266              |
| 1970 to 1974-----   | 3 252         | 129             | 123            | 376            | 838            | 917            | 458            | 245            | 79             | 5             | 82           | 256              |
| 1960 to 1969-----   | 3 381         | 231             | 173            | 431            | 810            | 874            | 450            | 223            | 97             | 7             | 85           | 250              |
| 1959 or earlier-----  | 1 488         | 87              | 90             | 314            | 410            | 259            | 124            | 24             | 50             | 6             | 124          | 225              |
| <b>ROOMS</b>  |               |                 |                |                |                |                |                |                |                |               |              |                  |
| 1 room-----   | 1 003         | 70              | 86             | 360            | 265            | 158            | 39             | 13             | 6              | --            | 6            | 197              |
| 2 rooms-----  | 1 918         | 203             | 224            | 259            | 636            | 406            | 165            | 13             | 5              | --            | 7            | 224              |
| 3 rooms-----  | 6 106         | 207             | 153            | 573            | 1 646          | 2 214          | 924            | 256            | 58             | 12            | 63           | 259              |
| 4 rooms-----  | 5 803         | 180             | 191            | 548            | 1 277          | 1 649          | 1 059          | 506            | 230            | 23            | 140          | 268              |
| 5 rooms-----  | 3 349         | 30              | 75             | 247            | 728            | 953            | 666            | 344            | 187            | 31            | 88           | 283              |
| 6 rooms-----  | 1 199         | --              | 18             | 78             | 189            | 292            | 240            | 220            | 118            | 23            | 21           | 302              |
| 7 or more rooms-----  | 396           | --              | --             | 12             | 32             | 50             | 68             | 67             | 60             | 35            | 72           | 350              |
| <b>Median</b> -----   | <b>3.6</b>    | <b>2.8</b>      | <b>2.9</b>     | <b>3.2</b>     | <b>3.4</b>     | <b>3.6</b>     | <b>3.9</b>     | <b>4.3</b>     | <b>4.7</b>     | <b>5.4</b>    | <b>4.4</b>   | <b>...</b>       |
| <b>PLUMBING FACILITIES BY PERSONS PER ROOM AND POVERTY STATUS IN 1979</b> |               |                 |                |                |                |                |                |                |                |               |              |                  |
| <b>All income levels in 1979</b> -----                                    | <b>19 774</b> | <b>690</b>      | <b>747</b>     | <b>2 077</b>   | <b>4 773</b>   | <b>5 722</b>   | <b>3 161</b>   | <b>1 419</b>   | <b>664</b>     | <b>124</b>    | <b>397</b>   | <b>262</b>       |
| <b>Complete plumbing for exclusive use</b> -----                          | <b>19 141</b> | <b>660</b>      | <b>665</b>     | <b>1 925</b>   | <b>4 637</b>   | <b>5 657</b>   | <b>3 085</b>   | <b>1 351</b>   | <b>654</b>     | <b>124</b>    | <b>383</b>   | <b>263</b>       |
| 0.50 or less-----   | 10 083        | 531             | 409            | 1 071          | 2 501          | 2 867          | 1 450          | 652            | 328            | 77            | 197          | 271              |
| 0.51 to 1.00-----   | 7 781         | 116             | 234            | 749            | 1 817          | 2 373          | 1 396          | 628            | 276            | 47            | 145          | 257              |
| 1.01 to 1.50-----   | 897           | 13              | 15             | 80             | 214            | 289            | 167            | 64             | 30             | --            | 25           | 266              |
| 1.51 or more-----   | 380           | --              | 7              | 25             | 105            | 128            | 72             | 7              | 20             | --            | 16           | 261              |
| <b>Locking complete plumbing for exclusive use</b> -----                  | <b>633</b>    | <b>30</b>       | <b>82</b>      | <b>152</b>     | <b>136</b>     | <b>65</b>      | <b>76</b>      | <b>68</b>      | <b>10</b>      | <b>--</b>     | <b>14</b>    | <b>214</b>       |
| 0.50 or less-----   | 238           | 17              | 33             | 50             | 53             | 31             | 20             | 34             | 3              | --            | 20           | 213              |
| 0.51 to 1.00-----   | 358           | 13              | 49             | 102            | 57             | 34             | 45             | 34             | 10             | --            | 14           | 207              |
| 1.01 to 1.50-----   | 37            | --              | --             | --             | 26             | --             | 11             | --             | --             | --            | --           | 233              |
| 1.51 or more-----   | --            | --              | --             | --             | --             | --             | --             | --             | --             | --            | --           | --               |
| <b>Income in 1979 below poverty level</b> -----                           | <b>3 139</b>  | <b>335</b>      | <b>136</b>     | <b>381</b>     | <b>787</b>     | <b>777</b>     | <b>410</b>     | <b>145</b>     | <b>96</b>      | <b>15</b>     | <b>57</b>    | <b>245</b>       |
| <b>Complete plumbing for exclusive use</b> -----                          | <b>2 992</b>  | <b>318</b>      | <b>116</b>     | <b>338</b>     | <b>764</b>     | <b>747</b>     | <b>410</b>     | <b>145</b>     | <b>96</b>      | <b>15</b>     | <b>43</b>    | <b>247</b>       |
| 1.01 or more persons per room-----  | 277           | 6               | 15             | 18             | 68             | 105            | 40             | 12             | 13             | --            | --           | 263              |
| <b>Locking complete plumbing for exclusive use</b> -----                  | <b>147</b>    | <b>17</b>       | <b>20</b>      | <b>43</b>      | <b>23</b>      | <b>30</b>      | <b>--</b>      | <b>--</b>      | <b>--</b>      | <b>--</b>     | <b>14</b>    | <b>166</b>       |
| 1.01 or more persons per room-----  | 8             | --              | --             | --             | 8              | --             | --             | --             | --             | --            | --           | 213              |
| <b>BEDROOMS</b>   |               |                 |                |                |                |                |                |                |                |               |              |                  |
| None-----   | 1 190         | 70              | 91             | 386            | 354            | 218            | 46             | 13             | 6              | --            | 6            | 207              |
| 1-----  | 8 740         | 416             | 395            | 949            | 2 377          | 2 844          | 1 192          | 383            | 85             | 12            | 87           | 253              |
| 2-----  | 7 184         | 179             | 214            | 590            | 1 496          | 2 002          | 1 415          | 674            | 382            | 47            | 185          | 276              |
| 3-----  | 2 299         | 25              | 47             | 127            | 492            | 611            | 463            | 279            | 159            | 37            | 59           | 287              |
| 4-----  | 331           | --              | --             | 25             | 48             | 47             | 45             | 70             | 32             | 28            | 36           | 331              |
| 5 or more-----  | 30            | --              | --             | --             | 6              | --             | --             | --             | --             | --            | 24           | 213              |
| <b>UNITS IN STRUCTURE</b>   |               |                 |                |                |                |                |                |                |                |               |              |                  |
| 1, detached or attached-----  | 603           | --              | 20             | 43             | 74             | 113            | 79             | 82             | 61             | 35            | 96           | 302              |
| 2-----  | 4 785         | 29              | 164            | 451            | 1 090          | 1 357          | 862            | 474            | 211            | 32            | 115          | 273              |
| 3 and 4-----  | 3 501         | 28              | 129            | 487            | 1 084          | 1 048          | 434            | 138            | 79             | 6             | 68           | 250              |
| 5 to 9-----   | 2 097         | 200             | 185            | 336            | 489            | 516            | 296            | 39             | 14             | 7             | 15           | 236              |
| 10 to 49-----   | 5 464         | 35              | 79             | 518            | 1 582          | 1 919          | 860            | 258            | 97             | 29            | 87           | 261              |
| 50 or more-----   | 3 313         | 398             | 170            | 236            | 454            | 764            | 630            | 428            | 202            | 15            | 16           | 275              |
| Mobile home or trailer, etc.-----   | 11            | --              | --             | 6              | --             | 5              | --             | --             | --             | --            | --           | 169              |
| <b>YEAR STRUCTURE BUILT</b>   |               |                 |                |                |                |                |                |                |                |               |              |                  |
| 1975 to March 1980-----   | 406           | --              | 31             | 60             | 101            | 94             | 45             | 29             | 30             | 11            | 5            | 255              |
| 1970 to 1974-----   | 854           | --              | 8              | 40             | 155            | 282            | 242            | 59             | 44             | 10            | 14           | 289              |
| 1960 to 1969-----   | 4 386         | 320             | 106            | 174            | 703            | 1 449          | 946            | 412            | 178            | 24            | 75           | 281              |
| 1950 to 1959-----   | 2 691         | 43              | 106            | 186            | 709            | 855            | 475            | 297            | 131            | 5             | 29           | 273              |
| 1940 to 1949-----   | 3 465         | 114             | 92             | 268            | 1 042          | 1 026          | 529            | 206            | 124            | 29            | 35           | 259              |
| 1939 or earlier-----  | 7 972         | 213             | 405            | 1 349          | 2 208          | 2 016          | 924            | 416            | 157            | 45            | 239          | 244              |
| <b>STORIES IN STRUCTURE</b>   |               |                 |                |                |                |                |                |                |                |               |              |                  |
| 1 to 3-----   | 15 873        | 344             | 584            | 1 762          | 3 915          | 4 872          | 2 566          | 938            | 429            | 103           | 360          | 261              |
| 4 or more-----  | 3 901         | 346             | 163            | 315            | 858            | 850            | 595            | 481            | 235            | 21            | 37           | 263              |
| With elevator-----  | 3 237         | 333             | 131            | 201            | 596            | 673            | 547            | 475            | 235            | 15            | 31           | 275              |
| <b>GROSS RENT AS PERCENTAGE OF HOUSEHOLD INCOME IN 1979</b>               |               |                 |                |                |                |                |                |                |                |               |              |                  |
| Less than 15 percent-----   | 4 444         | 123             | 261            | 664            | 1 275          | 1 192          | 545            | 259            | 96             | 29            | ...          | 247              |
| 15 to 19 percent-----   | 3 182         | 70              | 62             | 315            | 694            | 1 140          | 563            | 215            | 117            | 6             | ...          | 270              |
| 20 to 24 percent-----   | 2 951         | 240             | 102            | 196            | 585            | 873            | 576            | 272            | 93             | 14            | ...          | 269              |
| 25 to 29 percent-----   | 1 841         | 157             | 129            | 96             | 387            | 569            | 258            | 158            | 73             | 14            | ...          | 264              |
| 30 to 34 percent-----   | 1 303         | 44              | 39             | 145            | 298            | 318            | 258            | 131            | 64             | 6             | ...          | 268              |
| 35 to 49 percent-----   | 1 903         | 21              | 48             | 258            | 465            | 549            | 345            | 124            | 67             | 26            | ...          | 263              |
| 50 percent or more-----   | 3 329         | 21              | 101            | 359            | 949            | 962            | 528            | 226            | 154            | 29            | ...          | 262              |
| Not computed-----   | 821           | 14              | 5              | 44             | 120            | 119            | 88             | 34             | --             | --            | 397          | 260              |
| <b>Median</b> -----   | <b>23.1</b>   | <b>23.0</b>     | <b>22.4</b>    | <b>21.0</b>    | <b>23.1</b>    | <b>22.7</b>    | <b>23.7</b>    | <b>24.0</b>    | <b>26.8</b>    | <b>29.6</b>   | <b>...</b>   | <b>...</b>       |
| <b>SELECTED CHARACTERISTICS</b>   |               |                 |                |                |                |                |                |                |                |               |              |                  |
| <b>Heating equipment</b> -----  | <b>19 734</b> | <b>680</b>      | <b>747</b>     | <b>2 066</b>   | <b>4 762</b>   | <b>5 722</b>   | <b>3 161</b>   | <b>1 419</b>   | <b>664</b>     | <b>124</b>    | <b>389</b>   | <b>262</b>       |
| Central heating system-----   | 17 856        | 643             | 615            | 1 683          | 4 336          | 5 287          | 2 926          | 1 278          | 591            | 119           | 378          | 263              |
| <b>Air conditioning</b> -----   | <b>13 319</b> | <b>220</b>      | <b>279</b>     | <b>1 128</b>   | <b>3 094</b>   | <b>4 183</b>   | <b>2 450</b>   | <b>1 129</b>   | <b>504</b>     | <b>105</b>    | <b>317</b>   | <b>272</b>       |
| Central system-----   | 1 416         | 18              | 26             | 44             | 154            | 319            | 337            | 281</          |                |               |              |                  |

Table C-16. **Income and Poverty Status in 1979 of Owner-Occupied Housing Units With a White Householder: 1980**

[Oto ore estimates based on a sample, see Introduction. For meaning of symbols, see Introduction. For definitions of terms, see appendixes A and B]

| Elizabeth city  | Household income in 1979 |                   |                    |                      |                      |                      |                      |                      |                      |                  |                  |                | Income in 1979 below poverty level |
|---|--------------------------|-------------------|--------------------|----------------------|----------------------|----------------------|----------------------|----------------------|----------------------|------------------|------------------|----------------|------------------------------------|
|   | Total                    | Less than \$5,000 | \$5,000 to \$9,999 | \$10,000 to \$12,499 | \$12,500 to \$14,999 | \$15,000 to \$19,999 | \$20,000 to \$24,999 | \$25,000 to \$34,999 | \$35,000 to \$49,999 | \$50,000 or more | Median (dollars) | Mean (dollars) |                                    |
| <b>Owner-occupied housing units</b> .....   | 10 750                   | 769               | 1 131              | 731                  | 548                  | 1 368                | 1 569                | 2 438                | 1 453                | 743              | 22 344           | 24 848         | 572                                |
| <b>HOUSEHOLD TYPE AND AGE OF HOUSEHOLDER</b>  |                          |                   |                    |                      |                      |                      |                      |                      |                      |                  |                  |                |                                    |
| <b>Married-couple families</b> .....  | 7 650                    | 141               | 463                | 467                  | 390                  | 981                  | 1 265                | 1 971                | 1 334                | 638              | 25 464           | 28 194         | 188                                |
| 15 to 24 years .....  | 47                       | —                 | —                  | 7                    | 13                   | 13                   | —                    | 14                   | —                    | —                | 16 250           | 19 439         | —                                  |
| 25 to 34 years .....  | 769                      | 23                | 15                 | 29                   | 27                   | 101                  | 223                  | 226                  | 101                  | 24               | 24 179           | 25 396         | 26                                 |
| 35 to 44 years .....  | 1 439                    | 57                | 57                 | 53                   | 54                   | 192                  | 221                  | 455                  | 306                  | 44               | 26 328           | 26 333         | 88                                 |
| 45 to 64 years .....  | 3 876                    | 36                | 123                | 155                  | 136                  | 396                  | 671                  | 1 070                | 774                  | 515              | 28 474           | 32 208         | 54                                 |
| 65 years and over .....   | 1 519                    | 25                | 268                | 223                  | 160                  | 279                  | 150                  | 206                  | 153                  | 55               | 16 392           | 21 401         | 20                                 |
| <b>Male householder, no wife present</b> .....  | 956                      | 158               | 144                | 93                   | 47                   | 89                   | 128                  | 178                  | 54                   | 65               | 16 800           | 20 428         | 102                                |
| 15 to 24 years .....  | 17                       | —                 | —                  | 6                    | —                    | 5                    | —                    | 6                    | —                    | —                | 16 250           | 19 236         | —                                  |
| 25 to 34 years .....  | 78                       | 8                 | —                  | 8                    | 6                    | 17                   | 13                   | 15                   | 11                   | —                | 20 000           | 20 945         | 8                                  |
| 35 to 44 years .....  | 59                       | —                 | —                  | —                    | —                    | 14                   | 14                   | 12                   | 9                    | 10               | 25 625           | 30 742         | —                                  |
| 45 to 64 years .....  | 369                      | 48                | 41                 | 28                   | 11                   | 41                   | 60                   | 83                   | 13                   | 44               | 21 292           | 24 749         | 51                                 |
| 65 years and over .....   | 433                      | 102               | 103                | 51                   | 30                   | 12                   | 41                   | 62                   | 21                   | 11               | 10 564           | 15 294         | 43                                 |
| <b>Female householder, no husband present</b> .....   | 2 144                    | 470               | 524                | 171                  | 111                  | 298                  | 176                  | 289                  | 65                   | 40               | 11 140           | 14 883         | 282                                |
| 15 to 24 years .....  | 6                        | —                 | 6                  | —                    | —                    | —                    | —                    | —                    | —                    | —                | 6 250            | 5 205          | —                                  |
| 25 to 34 years .....  | 82                       | 8                 | 6                  | 12                   | 10                   | 12                   | —                    | 28                   | —                    | 6                | 17 083           | 21 491         | 14                                 |
| 35 to 44 years .....  | 143                      | 11                | 44                 | 14                   | 13                   | 16                   | 21                   | 19                   | 5                    | —                | 12 981           | 15 430         | —                                  |
| 45 to 64 years .....  | 701                      | 79                | 161                | 57                   | 50                   | 132                  | 91                   | 94                   | 21                   | 16               | 15 104           | 16 270         | 57                                 |
| 65 years and over .....   | 1 212                    | 372               | 307                | 88                   | 38                   | 138                  | 64                   | 148                  | 39                   | 18               | 8 528            | 13 617         | 174                                |
| <b>Median age</b> .....   | 56.8                     | 69.7              | 68.0               | 64.8                 | 61.1                 | 58.1                 | 53.8                 | 51.5                 | 53.1                 | 55.4             | ...              | ...            | 61.0                               |
| <b>YEAR HOUSEHOLDER MOVED INTO UNIT</b>   |                          |                   |                    |                      |                      |                      |                      |                      |                      |                  |                  |                |                                    |
| 1979 to March 1980 .....  | 612                      | 6                 | 21                 | 47                   | 44                   | 112                  | 123                  | 144                  | 105                  | 10               | 22 783           | 24 389         | 11                                 |
| 1975 to 1978 .....  | 1 771                    | 58                | 107                | 78                   | 75                   | 207                  | 392                  | 472                  | 293                  | 89               | 24 652           | 26 602         | 83                                 |
| 1970 to 1974 .....  | 1 590                    | 40                | 54                 | 86                   | 86                   | 224                  | 265                  | 459                  | 278                  | 98               | 25 730           | 27 179         | 66                                 |
| 1960 to 1969 .....  | 2 249                    | 70                | 235                | 124                  | 114                  | 242                  | 258                  | 601                  | 322                  | 283              | 25 975           | 28 572         | 90                                 |
| 1959 or earlier .....   | 4 528                    | 595               | 714                | 396                  | 229                  | 583                  | 531                  | 762                  | 455                  | 263              | 17 604           | 21 556         | 322                                |
| <b>SELECTED CHARACTERISTICS</b>   |                          |                   |                    |                      |                      |                      |                      |                      |                      |                  |                  |                |                                    |
| <b>Complete plumbing for exclusive use</b> .....  | 10 565                   | 733               | 1 103              | 719                  | 543                  | 1 341                | 1 546                | 2 424                | 1 425                | 731              | 22 421           | 24 933         | 542                                |
| 1.01 or more persons per room .....   | 334                      | 10                | 4                  | 27                   | 10                   | 63                   | 31                   | 123                  | 39                   | 27               | 26 170           | 27 166         | 28                                 |
| <b>Lacking complete plumbing for exclusive use</b> .....  | 185                      | 36                | 28                 | 12                   | 5                    | 27                   | 23                   | 14                   | 28                   | 12               | 17 054           | 20 028         | 30                                 |
| 1.01 or more persons per room .....   | 10                       | 5                 | —                  | —                    | —                    | —                    | —                    | 5                    | —                    | —                | 16 250           | 15 365         | 5                                  |
| <b>Heating equipment</b> .....  | 10 740                   | 759               | 1 131              | 731                  | 548                  | 1 368                | 1 569                | 2 438                | 1 453                | 743              | 22 358           | 24 871         | 562                                |
| Central heating system .....  | 10 035                   | 644               | 1 068              | 681                  | 517                  | 1 249                | 1 485                | 2 277                | 1 418                | 696              | 22 541           | 25 339         | 481                                |
| <b>Air conditioning</b> .....   | 8 316                    | 443               | 748                | 469                  | 390                  | 1 104                | 1 219                | 1 997                | 1 283                | 663              | 23 974           | 26 309         | 370                                |
| Central system .....  | 619                      | 17                | 33                 | 27                   | 33                   | 80                   | 53                   | 124                  | 143                  | 109              | 29 821           | 34 742         | 20                                 |
| <b>Vehicles available</b> .....   | 9 528                    | 350               | 784                | 555                  | 509                  | 1 259                | 1 508                | 2 403                | 1 429                | 731              | 24 244           | 26 701         | 330                                |
| 1 .....   | 3 889                    | 234               | 586                | 397                  | 311                  | 666                  | 693                  | 690                  | 231                  | 81               | 17 772           | 19 221         | 187                                |
| 2 or more .....   | 5 639                    | 116               | 198                | 158                  | 198                  | 593                  | 815                  | 1 713                | 1 198                | 650              | 28 887           | 31 860         | 143                                |
| <b>House heating fuel</b> .....   | 10 740                   | 759               | 1 131              | 731                  | 548                  | 1 368                | 1 569                | 2 438                | 1 453                | 743              | 22 358           | 24 871         | 562                                |
| Utility gas .....   | 4 553                    | 300               | 471                | 238                  | 217                  | 549                  | 702                  | 1 111                | 675                  | 290              | 23 324           | 24 867         | 198                                |
| Bottled, tank, or LP gas .....  | 59                       | 12                | 6                  | —                    | —                    | 22                   | 5                    | 9                    | —                    | —                | 18 542           | 16 313         | 12                                 |
| Electricity .....   | 93                       | —                 | 22                 | 13                   | 12                   | 6                    | 7                    | 16                   | 17                   | —                | 14 896           | 19 792         | 9                                  |
| Fuel oil, kerosene, etc. .....  | 5 942                    | 447               | 610                | 462                  | 311                  | 778                  | 843                  | 1 302                | 747                  | 442              | 21 969           | 25 101         | 343                                |
| Other .....   | 93                       | —                 | 22                 | 18                   | 8                    | 13                   | 12                   | —                    | 9                    | 11               | 14 531           | 20 915         | —                                  |
| <b>Median rooms</b> .....   | 5.8                      | 5.3               | 5.4                | 5.5                  | 5.5                  | 5.5                  | 5.8                  | 6.1                  | 6.2                  | 7.0              | ...              | ...            | 5.5                                |
| <b>Specified owner-occupied housing units</b> .....   | 5 299                    | 306               | 487                | 374                  | 210                  | 635                  | 771                  | 1 234                | 818                  | 464              | 24 129           | 27 031         | 241                                |
| <b>MORTGAGE STATUS AND SELECTED MONTHLY OWNER COSTS</b>   |                          |                   |                    |                      |                      |                      |                      |                      |                      |                  |                  |                |                                    |
| <b>With a mortgage</b> .....  | 2 607                    | 58                | 146                | 100                  | 92                   | 259                  | 439                  | 753                  | 515                  | 245              | 26 911           | 29 918         | 116                                |
| Less than \$200 .....   | 6                        | —                 | —                  | —                    | —                    | —                    | —                    | 6                    | —                    | —                | 26 250           | 26 630         | —                                  |
| \$200 to \$249 .....  | 67                       | —                 | 8                  | —                    | —                    | 24                   | 8                    | 23                   | —                    | 4                | 21 250           | 22 998         | —                                  |
| \$250 to \$299 .....  | 159                      | 5                 | 6                  | 10                   | 5                    | 7                    | 41                   | 62                   | 23                   | —                | 25 529           | 25 788         | 11                                 |
| \$300 to \$349 .....  | 360                      | 15                | 33                 | 17                   | 17                   | 31                   | 78                   | 113                  | 50                   | 6                | 23 750           | 23 969         | 16                                 |
| \$350 to \$399 .....  | 487                      | 5                 | 23                 | 20                   | 35                   | 51                   | 78                   | 153                  | 85                   | 37               | 26 212           | 27 588         | 8                                  |
| \$400 to \$499 .....  | 565                      | 5                 | 31                 | 36                   | 7                    | 55                   | 102                  | 141                  | 137                  | 51               | 26 825           | 29 626         | 23                                 |
| \$500 to \$599 .....  | 535                      | 8                 | 22                 | 6                    | 17                   | 61                   | 77                   | 147                  | 125                  | 72               | 28 326           | 33 245         | 21                                 |
| \$600 to \$749 .....  | 308                      | 20                | 17                 | 5                    | 6                    | 20                   | 52                   | 90                   | 56                   | 42               | 27 143           | 31 474         | 37                                 |
| \$750 or more .....   | 120                      | —                 | 6                  | 6                    | 5                    | 10                   | 3                    | 18                   | 39                   | 33               | 30 549           | 49 272         | —                                  |
| <b>Median</b> .....   | \$439                    | \$440             | \$408              | \$411                | \$384                | \$438                | \$412                | \$411                | \$479                | \$534            | ...              | ...            | \$500                              |
| <b>Not mortgaged</b> .....  | 2 692                    | 248               | 341                | 274                  | 118                  | 376                  | 332                  | 481                  | 303                  | 219              | 19 840           | 24 235         | 125                                |
| Less than \$50 .....  | —                        | —                 | —                  | —                    | —                    | —                    | —                    | —                    | —                    | —                | —                | —              | —                                  |
| \$50 to \$74 .....  | 5                        | —                 | —                  | —                    | —                    | 5                    | —                    | —                    | —                    | —                | 16 250           | 17 010         | —                                  |
| \$75 to \$99 .....  | 57                       | 34                | —                  | —                    | 4                    | —                    | 10                   | —                    | 9                    | —                | 4 375            | 12 688         | 21                                 |
| \$100 to \$124 .....  | 37                       | 9                 | 17                 | —                    | —                    | 8                    | 3                    | —                    | —                    | —                | 7 656            | 9 582          | 5                                  |
| \$125 to \$149 .....  | 86                       | 17                | 17                 | —                    | —                    | 21                   | 10                   | 15                   | —                    | 6                | 16 731           | 17 524         | 8                                  |
| \$150 to \$199 .....  | 567                      | 64                | 100                | 117                  | 26                   | 78                   | 87                   | 48                   | 35                   | 12               | 12 740           | 17 983         | 40                                 |
| \$200 to \$249 .....  | 788                      | 46                | 121                | 98                   | 48                   | 110                  | 82                   | 166                  | 92                   | 25               | 18 964           | 21 201         | 27                                 |
| \$250 or more .....   | 1 152                    | 78                | 86                 | 59                   | 40                   | 154                  | 140                  | 252                  | 167                  | 176              | 25 709           | 30 963         | 24                                 |
| <b>Median</b> .....   | \$238                    | \$200             | \$215              | \$210                | \$230                | \$235                | \$234                | \$250+               | \$250+               | \$250+           | ...              | ...            | \$186                              |
| <b>MORTGAGE STATUS AND SELECTED MONTHLY OWNER COSTS AS PERCENTAGE OF HOUSEHOLD INCOME IN 1979</b> |                          |                   |                    |                      |                      |                      |                      |                      |                      |                  |                  |                |                                    |
| <b>With a mortgage</b> .....  | 2 607                    | 58                | 146                | 100                  | 92                   | 259                  | 439                  | 753                  | 515                  | 245              | 26 911           | 29 918         | 116                                |
| Less than 15 percent .....  | 730                      | —                 | —                  | —                    | —                    | —                    | 8                    | 222                  | 268                  | 232              | 41 865           | 47 474         | —                                  |
| 15 to 19 percent .....  | 606                      | —                 | —                  | —                    | —                    | 17                   | 151                  | 249                  | 176                  | 13               | 29 231           | 30 427         | —                                  |
| 20 to 24 percent .....  | 414                      | —                 | —                  | —                    | —                    | 73                   | 127                  | 175                  | 39                   | —                | 25 365           | 26 045         | —                                  |
| 25 to 29 percent .....  | 221                      | —                 | —                  | 5                    | 17                   | 34                   | 83                   | 70                   | 12                   | —                | 23 451           | 23 503         | —                                  |
| 30 to 34 percent .....  | 217                      | —                 | —                  | 10                   | 40                   | 60                   | 61                   | 32                   | 14                   | —                | 19 896           | 20 731         | 5                                  |
| 35 percent or more .....  | 414                      | 53                | 146                | 85                   | 35                   | 75                   | 9                    | 5                    | 6                    | —                | 10 235           | 10 692         | 106                                |
| Not computed .....  | 5                        | 5                 | —                  | —                    | —                    | —                    | —                    | —                    | —                    | —                | 2500—            | —              | 5                                  |
| <b>Median</b> .....   | 19.7                     | 50+               | 50+                | 46.8                 | 33.6                 | 30.5                 | 22.4                 | 18.1                 | 14.8                 | 10—              | ...              | ...            | 50+                                |
| <b>Not mortgaged</b> .....  | 2 692                    | 248               | 341                | 274                  | 118                  | 376                  | 332                  | 481                  | 303                  | 219              | 19 840           | 24 235         | 125                                |
| Less than 10 percent .....  | 719                      | —                 | —                  | —                    | 4                    | 21                   | 61                   | 179                  | 251                  | 203              | 38 779           | 46 631         | —                                  |
| 10 to 14 percent .....  | 642                      | —                 | 8                  | —                    | —                    | 121                  | 180                  | 259                  | 52                   | 16               | 25 176           | 26 281         | —                                  |
| 15 to 19 percent .....  | 339                      | —                 | 3                  | 67                   | 6                    | 30                   | 115                  | 81                   | 43                   | —                | 17 813           | 18 095         | —                                  |
| 20 to 24 percent .....  | 291                      | 13                | 45                 | 100                  | 55                   | 73                   | 5                    | —                    | —                    | —                | 12 188           | 12 245         | —                                  |
| 25 to 29 percent .....  | 185                      | 9                 | 53                 | 65                   | 12                   | 41                   | 5                    | —                    | —                    | —                | 11 173           | 11 170         | 9                                  |
| 30 to 34 percent .....  | 110                      | 9                 | 76                 | 14                   | 11                   | —                    | —                    | —                    | —                    | —                | 8 707            | 8 603          | —                                  |
| 35 percent or more .....  | 387                      | 198               | 156                | 28                   | —                    | 5                    | —                    | —                    | —                    | —                | 4 927            | 5 507          | 97                                 |
| Not computed .....  | 19                       | 19                | —                  | —                    | —                    | —                    | —                    | —                    | —                    | —                | 2500—            | —              | 19                                 |
| <b>Median</b> .....   | 14.8                     | 50+               | 34.0               | 23.5                 | 21.7                 | 17.0                 | 12.9                 | 11.2                 | 10—                  | 10—              | ...              | ...            | 50+                                |



Table C-17. **Income and Poverty Status in 1979 of Renter-Occupied Housing Units With a White Householder: 1980**

[Data are estimates based on a sample, see Introduction. For meaning of symbols, see Introduction. For definitions of terms, see appendixes A and B]

| Elizabeth city  | Household income in 1979 |                   |                    |                      |                      |                      |                      |                      |                      |                  |                  | Income in 1979 below poverty level |                |
|---|--------------------------|-------------------|--------------------|----------------------|----------------------|----------------------|----------------------|----------------------|----------------------|------------------|------------------|------------------------------------|----------------|
|   | Total                    | Less than \$5,000 | \$5,000 to \$9,999 | \$10,000 to \$12,499 | \$12,500 to \$14,999 | \$15,000 to \$19,999 | \$20,000 to \$24,999 | \$25,000 to \$34,999 | \$35,000 to \$49,999 | \$50,000 or more | Median (dollars) |                                    | Mean (dollars) |
| <b>Renter-occupied housing units</b> .....                  | <b>19 835</b>            | <b>3 623</b>      | <b>3 606</b>       | <b>1 886</b>         | <b>1 843</b>         | <b>3 309</b>         | <b>2 319</b>         | <b>2 174</b>         | <b>863</b>           | <b>212</b>       | <b>13 589</b>    | <b>15 327</b>                      | <b>3 144</b>   |
| <b>HOUSEHOLD TYPE AND AGE OF HOUSEHOLDER</b>                |                          |                   |                    |                      |                      |                      |                      |                      |                      |                  |                  |                                    |                |
| <b>Married-couple families</b> .....                        | <b>8 681</b>             | <b>694</b>        | <b>1 059</b>       | <b>671</b>           | <b>777</b>           | <b>1 792</b>         | <b>1 475</b>         | <b>1 469</b>         | <b>621</b>           | <b>123</b>       | <b>18 357</b>    | <b>19 362</b>                      | <b>876</b>     |
| 15 to 24 years .....  | 597                      | 96                | 53                 | 69                   | 72                   | 125                  | 127                  | 55                   | —                    | —                | 15 685           | 15 103                             | 98             |
| 25 to 34 years .....  | 2 231                    | 166               | 197                | 158                  | 171                  | 545                  | 488                  | 387                  | 89                   | 30               | 18 849           | 18 928                             | 219            |
| 35 to 44 years .....  | 1 486                    | 102               | 138                | 117                  | 106                  | 352                  | 267                  | 286                  | 112                  | 6                | 19 135           | 19 697                             | 178            |
| 45 to 64 years .....  | 2 794                    | 170               | 223                | 164                  | 224                  | 528                  | 494                  | 583                  | 347                  | 61               | 20 961           | 22 409                             | 245            |
| 65 years and over .....                                     | 1 573                    | 160               | 448                | 163                  | 204                  | 242                  | 99                   | 158                  | 73                   | 26               | 12 690           | 15 864                             | 136            |
| <b>Male householder, no wife present</b> .....              | <b>4 110</b>             | <b>631</b>        | <b>761</b>         | <b>391</b>           | <b>470</b>           | <b>767</b>           | <b>462</b>           | <b>418</b>           | <b>138</b>           | <b>72</b>        | <b>13 947</b>    | <b>15 578</b>                      | <b>484</b>     |
| 15 to 24 years .....  | 519                      | 68                | 130                | 77                   | 60                   | 88                   | 70                   | 26                   | —                    | —                | 11 997           | 12 395                             | 63             |
| 25 to 34 years .....  | 902                      | 82                | 108                | 91                   | 148                  | 211                  | 119                  | 120                  | 11                   | 12               | 15 382           | 16 868                             | 91             |
| 35 to 44 years .....  | 683                      | 76                | 65                 | 60                   | 59                   | 164                  | 123                  | 70                   | 53                   | 13               | 17 895           | 18 315                             | 76             |
| 45 to 64 years .....  | 1 278                    | 185               | 209                | 99                   | 152                  | 243                  | 142                  | 164                  | 54                   | 30               | 14 901           | 16 790                             | 148            |
| 65 years and over .....                                     | 728                      | 220               | 249                | 64                   | 51                   | 61                   | 8                    | 38                   | 20                   | 17               | 8 295            | 11 556                             | 106            |
| <b>Female householder, no husband present</b> .....         | <b>7 044</b>             | <b>2 298</b>      | <b>1 786</b>       | <b>824</b>           | <b>596</b>           | <b>750</b>           | <b>382</b>           | <b>287</b>           | <b>104</b>           | <b>17</b>        | <b>6 899</b>     | <b>10 207</b>                      | <b>1 784</b>   |
| 15 to 24 years .....  | 482                      | 127               | 106                | 95                   | 41                   | 59                   | 34                   | 14                   | 6                    | —                | 10 211           | 10 373                             | 163            |
| 25 to 34 years .....  | 1 241                    | 258               | 314                | 191                  | 159                  | 153                  | 79                   | 72                   | 15                   | —                | 10 635           | 11 528                             | 312            |
| 35 to 44 years .....  | 1 826                    | 209               | 218                | 63                   | 61                   | 144                  | 72                   | 57                   | 30                   | —                | 10 000           | 12 441                             | 285            |
| 45 to 64 years .....  | 1 854                    | 422               | 403                | 288                  | 211                  | 248                  | 105                  | 120                  | 19                   | 10               | 10 764           | 11 889                             | 364            |
| 65 years and over .....                                     | 2 641                    | 1 282             | 745                | 187                  | 124                  | 146                  | 92                   | 24                   | 34                   | 7                | 5 216            | 7 671                              | 660            |
| <b>Median age</b> .....                                     | <b>48.9</b>              | <b>61.8</b>       | <b>57.9</b>        | <b>46.3</b>          | <b>46.9</b>          | <b>42.2</b>          | <b>40.7</b>          | <b>45.0</b>          | <b>50.9</b>          | <b>56.6</b>      | <b>...</b>       | <b>...</b>                         | <b>47.4</b>    |
| <b>YEAR HOUSEHOLDER MOVED INTO UNIT</b>                     |                          |                   |                    |                      |                      |                      |                      |                      |                      |                  |                  |                                    |                |
| 1979 to March 1980 .....                                    | 4 924                    | 893               | 842                | 575                  | 475                  | 886                  | 598                  | 509                  | 96                   | 50               | 13 300           | 14 708                             | 978            |
| 1975 to 1978 .....  | 6 742                    | 1 093             | 1 087              | 664                  | 626                  | 1 169                | 948                  | 777                  | 317                  | 61               | 14 605           | 15 907                             | 1 027          |
| 1970 to 1974 .....  | 3 262                    | 518               | 628                | 284                  | 313                  | 596                  | 316                  | 399                  | 170                  | 38               | 14 105           | 16 051                             | 410            |
| 1960 to 1969 .....  | 3 391                    | 790               | 728                | 252                  | 271                  | 447                  | 340                  | 321                  | 200                  | 42               | 11 761           | 14 568                             | 508            |
| 1959 or earlier .....                                       | 1 516                    | 329               | 321                | 111                  | 158                  | 211                  | 117                  | 168                  | 80                   | 21               | 12 432           | 14 895                             | 221            |
| <b>PLUMBING FACILITIES BY PERSONS PER ROOM</b>              |                          |                   |                    |                      |                      |                      |                      |                      |                      |                  |                  |                                    |                |
| <b>Complete plumbing for exclusive use</b> .....            | <b>19 202</b>            | <b>3 459</b>      | <b>3 508</b>       | <b>1 848</b>         | <b>1 793</b>         | <b>3 192</b>         | <b>2 253</b>         | <b>2 117</b>         | <b>826</b>           | <b>206</b>       | <b>13 596</b>    | <b>15 354</b>                      | <b>2 997</b>   |
| 0.50 or less .....  | 10 116                   | 2 305             | 2 088              | 1 069                | 1 040                | 1 528                | 927                  | 764                  | 277                  | 118              | 11 555           | 13 452                             | 1 475          |
| 0.51 to 1.00 .....  | 7 809                    | 991               | 1 277              | 642                  | 646                  | 1 372                | 1 140                | 1 177                | 495                  | 69               | 16 326           | 17 421                             | 1 245          |
| 1.01 to 1.50 .....  | 897                      | 107               | 87                 | 59                   | 59                   | 226                  | 146                  | 107                  | 54                   | 7                | 17 311           | 17 763                             | 194            |
| 1.51 or more .....  | 380                      | 59                | 36                 | 50                   | 48                   | 66                   | 40                   | 69                   | —                    | 12               | 14 844           | 17 843                             | 83             |
| <b>Lacking complete plumbing for exclusive use</b> .....    | <b>633</b>               | <b>164</b>        | <b>98</b>          | <b>38</b>            | <b>50</b>            | <b>117</b>           | <b>66</b>            | <b>57</b>            | <b>37</b>            | <b>6</b>         | <b>13 325</b>    | <b>14 490</b>                      | <b>147</b>     |
| 0.50 or less .....  | 238                      | 76                | 52                 | 31                   | 14                   | 33                   | 24                   | 8                    | —                    | —                | 8 875            | 10 433                             | 64             |
| 0.51 to 1.00 .....  | 358                      | 80                | 46                 | 7                    | 29                   | 84                   | 42                   | 49                   | 21                   | —                | 16 848           | 15 787                             | 75             |
| 1.01 to 1.50 .....  | 37                       | 8                 | —                  | —                    | 7                    | —                    | —                    | —                    | 16                   | 6                | 35 629           | 28 042                             | 8              |
| 1.51 or more .....  | —                        | —                 | —                  | —                    | —                    | —                    | —                    | —                    | —                    | —                | —                | —                                  | —              |
| <b>SELECTED CHARACTERISTICS</b>                             |                          |                   |                    |                      |                      |                      |                      |                      |                      |                  |                  |                                    |                |
| <b>Heating equipment</b> .....                              | <b>19 795</b>            | <b>3 602</b>      | <b>3 600</b>       | <b>1 884</b>         | <b>1 832</b>         | <b>3 309</b>         | <b>2 319</b>         | <b>2 174</b>         | <b>863</b>           | <b>212</b>       | <b>13 607</b>    | <b>15 345</b>                      | <b>3 123</b>   |
| Central heating system .....                                | 17 911                   | 3 155             | 3 215              | 1 727                | 1 666                | 3 027                | 2 107                | 2 011                | 791                  | 212              | 13 788           | 15 538                             | 2 687          |
| <b>Air conditioning</b> .....                               | <b>13 353</b>            | <b>1 756</b>      | <b>1 994</b>       | <b>1 361</b>         | <b>1 340</b>         | <b>2 466</b>         | <b>1 802</b>         | <b>1 746</b>         | <b>718</b>           | <b>170</b>       | <b>15 455</b>    | <b>16 996</b>                      | <b>1 519</b>   |
| Central system .....  | 1 424                    | 215               | 207                | 148                  | 187                  | 162                  | 161                  | 190                  | 118                  | 36               | 14 398           | 18 193                             | 170            |
| <b>Vehicles available</b> .....                             | <b>14 580</b>            | <b>1 320</b>      | <b>2 035</b>       | <b>1 440</b>         | <b>1 504</b>         | <b>3 018</b>         | <b>2 196</b>         | <b>2 054</b>         | <b>820</b>           | <b>193</b>       | <b>16 625</b>    | <b>17 995</b>                      | <b>1 451</b>   |
| 1 .....   | 10 156                   | 1 140             | 1 747              | 1 255                | 1 163                | 2 217                | 1 371                | 900                  | 301                  | 62               | 14 512           | 15 386                             | 1 197          |
| 2 or more .....   | 4 424                    | 180               | 288                | 185                  | 341                  | 801                  | 825                  | 1 154                | 519                  | 131              | 22 119           | 23 984                             | 254            |
| <b>House heating fuel</b> .....                             | <b>19 795</b>            | <b>3 602</b>      | <b>3 600</b>       | <b>1 884</b>         | <b>1 832</b>         | <b>3 309</b>         | <b>2 319</b>         | <b>2 174</b>         | <b>863</b>           | <b>212</b>       | <b>13 607</b>    | <b>15 345</b>                      | <b>3 123</b>   |
| Utility gas .....   | 7 664                    | 1 426             | 1 383              | 742                  | 634                  | 1 384                | 873                  | 799                  | 346                  | 77               | 13 608           | 15 266                             | 1 326          |
| Bottled, tank, or LP gas .....                              | 141                      | 31                | 28                 | 20                   | 17                   | 20                   | 12                   | 6                    | 7                    | —                | 11 437           | 13 056                             | 28             |
| Electricity .....   | 838                      | 178               | 150                | 114                  | 60                   | 101                  | 87                   | 90                   | 25                   | 33               | 11 996           | 16 766                             | 153            |
| Fuel oil, kerosene, etc. .....                              | 11 063                   | 1 957             | 2 034              | 1 002                | 1 104                | 1 783                | 1 347                | 1 254                | 480                  | 102              | 13 719           | 15 298                             | 1 606          |
| Other .....   | 89                       | 10                | 5                  | 6                    | 17                   | 21                   | —                    | 25                   | 5                    | —                | 17 583           | 18 237                             | 10             |
| <b>Median rooms</b> .....                                   | <b>3.7</b>               | <b>3.2</b>        | <b>3.4</b>         | <b>3.4</b>           | <b>3.6</b>           | <b>3.8</b>           | <b>4.0</b>           | <b>4.2</b>           | <b>4.3</b>           | <b>4.2</b>       | <b>...</b>       | <b>...</b>                         | <b>3.5</b>     |
| <b>Specified renter-occupied housing units</b> .....        | <b>19 774</b>            | <b>3 618</b>      | <b>3 602</b>       | <b>1 886</b>         | <b>1 835</b>         | <b>3 309</b>         | <b>2 289</b>         | <b>2 168</b>         | <b>855</b>           | <b>212</b>       | <b>13 564</b>    | <b>15 307</b>                      | <b>3 139</b>   |
| <b>CONTRACT RENT</b>  |                          |                   |                    |                      |                      |                      |                      |                      |                      |                  |                  |                                    |                |
| Less than \$100 .....                                       | 994                      | 616               | 143                | 7                    | 57                   | 73                   | 24                   | 51                   | 18                   | 5                | 4 430            | 8 128                              | 370            |
| \$100 to \$149 .....  | 2 013                    | 430               | 544                | 159                  | 251                  | 284                  | 155                  | 127                  | 53                   | 10               | 10 511           | 12 553                             | 346            |
| \$150 to \$199 .....  | 4 389                    | 943               | 872                | 423                  | 359                  | 708                  | 454                  | 447                  | 159                  | 24               | 12 243           | 14 152                             | 859            |
| \$200 to \$249 .....  | 5 766                    | 941               | 1 081              | 706                  | 447                  | 999                  | 765                  | 614                  | 164                  | 49               | 13 367           | 14 983                             | 837            |
| \$250 to \$299 .....  | 4 006                    | 437               | 609                | 385                  | 467                  | 818                  | 577                  | 510                  | 170                  | 33               | 15 651           | 16 663                             | 465            |
| \$300 to \$349 .....  | 1 280                    | 112               | 171                | 106                  | 124                  | 231                  | 177                  | 222                  | 120                  | 17               | 17 984           | 19 150                             | 131            |
| \$350 to \$399 .....  | 622                      | 32                | 90                 | 66                   | 59                   | 127                  | 79                   | 89                   | 62                   | 18               | 17 813           | 20 723                             | 39             |
| \$400 to \$499 .....  | 253                      | 25                | 13                 | 16                   | 19                   | 21                   | 41                   | 31                   | 62                   | 25               | 23 882           | 29 762                             | 25             |
| \$500 or more .....   | 54                       | 10                | —                  | —                    | —                    | 12                   | —                    | 8                    | 7                    | 17               | 28 750           | 36 461                             | 10             |
| No cash rent .....  | 397                      | 72                | 79                 | 18                   | 52                   | 36                   | 17                   | 69                   | 40                   | 14               | 13 918           | 18 105                             | 57             |
| <b>Median</b> .....   | <b>\$221</b>             | <b>\$186</b>      | <b>\$210</b>       | <b>\$226</b>         | <b>\$226</b>         | <b>\$230</b>         | <b>\$235</b>         | <b>\$233</b>         | <b>\$254</b>         | <b>\$261</b>     | <b>...</b>       | <b>...</b>                         | <b>\$198</b>   |
| <b>GROSS RENT</b>   |                          |                   |                    |                      |                      |                      |                      |                      |                      |                  |                  |                                    |                |
| Less than \$100 .....                                       | 690                      | 557               | 81                 | 7                    | 13                   | 15                   | 3                    | 6                    | 5                    | 5                | 3 855            | 5 246                              | 335            |
| \$100 to \$149 .....  | 747                      | 190               | 290                | 24                   | 83                   | 74                   | 41                   | 30                   | 15                   | —                | 7 104            | 10 194                             | 136            |
| \$150 to \$199 .....  | 2 077                    | 547               | 455                | 224                  | 208                  | 295                  | 172                  | 138                  | 32                   | 6                | 10 407           | 11 954                             | 381            |
| \$200 to \$249 .....  | 4 773                    | 924               | 1 029              | 583                  | 429                  | 723                  | 487                  | 437                  | 132                  | 29               | 11 859           | 13 795                             | 787            |
| \$250 to \$299 .....  | 5 722                    | 779               | 939                | 592                  | 603                  | 1 111                | 780                  | 667                  | 214                  | 36               | 14 780           | 15 787                             | 777            |
| \$300 to \$349 .....  | 3 161                    | 349               | 519                | 279                  | 248                  | 663                  | 441                  | 444                  | 179                  | 39               | 16 680           | 17 430                             | 410            |
| \$350 to \$399 .....  | 1 419                    | 122               | 145                | 98                   | 153                  | 269                  | 216                  | 253                  | 138                  | 25               | 18 847           | 20 504                             | 145            |
| \$400 to \$499 .....  | 664                      | 68                | 60                 | 60                   | 32                   | 104                  | 119                  | 106                  | 86                   | 29               | 20 238           | 22 944                             | 96             |
| \$500 or more .....   | 124                      | 10                | 5                  | —                    | 14                   | 19                   | 13                   | 21                   | 13                   | 29               | 25 313           | 30 925                             | 15             |
| No cash rent .....  | 397                      | 72                | 79                 | 18                   | 52                   | 36                   | 17                   | 69                   | 40                   | 14               | 13 918           | 18 105                             | 57             |
| <b>Median</b> .....   | <b>\$262</b>             | <b>\$230</b>      | <b>\$246</b>       | <b>\$257</b>         | <b>\$263</b>         | <b>\$274</b>         | <b>\$279</b>         | <b>\$284</b>         | <b>\$302</b>         | <b>\$329</b>     | <b>...</b>       | <b>...</b>                         | <b>\$245</b>   |
| <b>GROSS RENT AS PERCENTAGE OF HOUSEHOLD INCOME IN 1979</b> |                          |                   |                    |                      |                      |                      |                      |                      |                      |                  |                  |                                    |                |
| Less than 15 percent .....                                  | 4 444                    | 18                | 60                 | 18                   | 136                  | 566                  | 967                  | 1 698                | 783                  | 198              | 27 108           | 29 202                             | 33             |
| 15 to 19 percent .....                                      | 3 182                    | 56                | 63                 | 141                  | 354                  | 1 211                | 965                  | 367                  | 25                   | —                | 19 126           | 19 174                             | 48             |
| 20 to 24 percent .....                                      | 2 951                    | 226               | 216                | 423                  | 630                  | 1 136                | 293                  | 20                   | 7                    | —                | 14 923           | 14 342                             | 99             |
| 25 to 29 percent .....                                      | 1 841                    | 175               | 334                | 613                  | 411                  | 260                  | 34                   | 14                   | —                    | —                | 11 678           | 11 470                             | 144            |
| 30 to 34 percent .....                                      | 1 303                    |                   |                    |                      |                      |                      |                      |                      |                      |                  |                  |                                    |                |

Table C-18. Selected Monthly Owner Costs for Mortgaged Housing Units With a White Householder: 1980

(Data are estimates based on a sample, see Introduction. For meaning of symbols, see Introduction. For definitions of terms, see appendixes A and B)

| Elizabeth city  | Total        | Less than \$200 | \$200 to \$249 | \$250 to \$299 | \$300 to \$349 | \$350 to \$399 | \$400 to \$499 | \$500 to \$599 | \$600 to \$749 | \$750 or more | Median (dollars) |
|---|--------------|-----------------|----------------|----------------|----------------|----------------|----------------|----------------|----------------|---------------|------------------|
| <b>Specified owner-occupied housing units -----</b>                           | <b>2 607</b> | <b>6</b>        | <b>67</b>      | <b>159</b>     | <b>360</b>     | <b>487</b>     | <b>565</b>     | <b>535</b>     | <b>308</b>     | <b>120</b>    | <b>439</b>       |
| <b>PERSONS IN UNIT</b>  |              |                 |                |                |                |                |                |                |                |               |                  |
| 1 person -----  | 93           | --              | 15             | 5              | 21             | 29             | 5              | 8              | 10             | --            | 359              |
| 2 persons -----   | 546          | --              | 37             | 49             | 73             | 70             | 99             | 122            | 61             | 35            | 433              |
| 3 persons -----   | 527          | --              | 4              | 28             | 97             | 113            | 124            | 81             | 55             | 25            | 419              |
| 4 persons -----   | 654          | --              | 11             | 28             | 97             | 106            | 160            | 161            | 76             | 15            | 449              |
| 5 persons -----   | 451          | --              | --             | 22             | 49             | 89             | 114            | 96             | 50             | 31            | 457              |
| 6 persons -----   | 222          | 6               | --             | 23             | 23             | 39             | 31             | 48             | 43             | 9             | 477              |
| 7 persons -----   | 81           | --              | --             | 4              | --             | 24             | 23             | 19             | 6              | 5             | 460              |
| 8 or more persons -----   | 33           | --              | --             | --             | --             | 17             | 9              | --             | 7              | --            | 399              |
| Median -----  | 3.71         | 6.00            | 2.00           | 3.41           | 3.39           | 3.80           | 3.84           | 3.85           | 3.87           | 3.50          | ...              |
| <b>HOUSEHOLD TYPE AND AGE OF HOUSEHOLDER</b>                                  |              |                 |                |                |                |                |                |                |                |               |                  |
| <b>Married-couple families -----</b>  | <b>2 128</b> | <b>6</b>        | <b>45</b>      | <b>108</b>     | <b>272</b>     | <b>408</b>     | <b>460</b>     | <b>477</b>     | <b>243</b>     | <b>109</b>    | <b>448</b>       |
| 15 to 24 years -----  | 34           | --              | --             | --             | --             | --             | 7              | 8              | 6              | 13            | 650              |
| 25 to 34 years -----  | 312          | 6               | --             | 8              | 22             | 32             | 69             | 81             | 70             | 24            | 523              |
| 35 to 44 years -----  | 614          | --              | 8              | 39             | 37             | 99             | 158            | 187            | 74             | 12            | 482              |
| 45 to 64 years -----  | 1 057        | --              | 24             | 61             | 200            | 256            | 200            | 186            | 70             | 60            | 398              |
| 65 years and over -----   | 111          | --              | 13             | --             | 13             | 21             | 26             | 15             | 23             | --            | 430              |
| <b>Male householder, no wife present -----</b>                                | <b>146</b>   | <b>--</b>       | <b>8</b>       | <b>13</b>      | <b>26</b>      | <b>33</b>      | <b>--</b>      | <b>38</b>      | <b>23</b>      | <b>5</b>      | <b>389</b>       |
| 15 to 24 years -----  | 6            | --              | --             | --             | 6              | --             | --             | --             | --             | --            | 325              |
| 25 to 34 years -----  | 28           | --              | --             | --             | --             | 14             | --             | 3              | 6              | 5             | 450              |
| 35 to 44 years -----  | 19           | --              | --             | --             | --             | --             | --             | 15             | 4              | --            | 563              |
| 45 to 64 years -----  | 86           | --              | 8              | 13             | 20             | 12             | --             | 20             | 13             | --            | 358              |
| 65 years and over -----   | 7            | --              | --             | --             | --             | 7              | --             | --             | --             | --            | 375              |
| <b>Female householder, no husband present -----</b>                           | <b>333</b>   | <b>--</b>       | <b>14</b>      | <b>38</b>      | <b>62</b>      | <b>46</b>      | <b>105</b>     | <b>20</b>      | <b>42</b>      | <b>6</b>      | <b>406</b>       |
| 15 to 24 years -----  | --           | --              | --             | --             | --             | --             | --             | --             | --             | --            | --               |
| 25 to 34 years -----  | 51           | --              | --             | --             | --             | 14             | 31             | --             | --             | 6             | 461              |
| 35 to 44 years -----  | 65           | --              | --             | 15             | 16             | 3              | 6              | --             | 25             | --            | 375              |
| 45 to 64 years -----  | 135          | --              | 7              | --             | 30             | 15             | 58             | 14             | 11             | --            | 421              |
| 65 years and over -----   | 82           | --              | 7              | 23             | 16             | 14             | 10             | 6              | 6              | --            | 334              |
| Median age -----  | 47.3         | 32.5            | 61.0           | 48.1           | 51.4           | 51.0           | 45.6           | 43.8           | 39.3           | 45.0          | ...              |
| <b>YEAR HOUSEHOLDER MOVED INTO UNIT</b>                                       |              |                 |                |                |                |                |                |                |                |               |                  |
| 1979 to March 1980 -----  | 280          | --              | --             | 8              | 12             | 18             | 63             | 61             | 67             | 51            | 564              |
| 1975 to 1978 -----  | 612          | 6               | 3              | 16             | 47             | 66             | 179            | 155            | 97             | 43            | 495              |
| 1970 to 1974 -----  | 567          | --              | --             | 22             | 65             | 94             | 138            | 189            | 54             | 5             | 477              |
| 1960 to 1969 -----  | 847          | --              | 35             | 73             | 166            | 260            | 121            | 95             | 76             | 21            | 379              |
| 1959 or earlier -----   | 301          | --              | 29             | 40             | 70             | 49             | 64             | 35             | 14             | --            | 362              |
| <b>ROOMS</b>  |              |                 |                |                |                |                |                |                |                |               |                  |
| 1 to 3 rooms -----  | 12           | --              | --             | 9              | --             | 3              | --             | --             | --             | --            | 283              |
| 4 rooms -----   | 78           | --              | 26             | 7              | 17             | 12             | --             | 16             | --             | --            | 318              |
| 5 rooms -----   | 267          | --              | 19             | 30             | 83             | 60             | 44             | 21             | 10             | --            | 351              |
| 6 rooms -----   | 848          | --              | 17             | 73             | 136            | 227            | 186            | 131            | 70             | 8             | 394              |
| 7 rooms -----   | 745          | 6               | --             | 24             | 77             | 112            | 175            | 224            | 107            | 20            | 489              |
| 8 or more rooms -----   | 657          | --              | 5              | 16             | 47             | 73             | 160            | 143            | 121            | 92            | 519              |
| Median -----  | 6.6          | 7.0             | 4.9            | 6.0            | 6.1            | 6.2            | 6.8            | 6.9            | 7.2            | 8.5           | ...              |
| <b>YEAR STRUCTURE BUILT</b>   |              |                 |                |                |                |                |                |                |                |               |                  |
| 1975 to March 1980 -----  | 13           | --              | --             | --             | --             | --             | --             | --             | 7              | 6             | 739              |
| 1970 to 1974 -----  | 36           | --              | --             | --             | 6              | --             | 11             | 5              | 14             | --            | 520              |
| 1960 to 1969 -----  | 148          | --              | --             | --             | 20             | 11             | 19             | 63             | 27             | 8             | 538              |
| 1950 to 1959 -----  | 274          | --              | 15             | 22             | 37             | 63             | 54             | 61             | 11             | 11            | 400              |
| 1940 to 1949 -----  | 387          | --              | --             | 21             | 25             | 77             | 129            | 61             | 62             | 12            | 454              |
| 1939 or earlier -----   | 1 749        | 6               | 52             | 116            | 272            | 336            | 352            | 345            | 187            | 83            | 425              |
| <b>VALUE</b>  |              |                 |                |                |                |                |                |                |                |               |                  |
| Less than \$10,000 -----  | --           | --              | --             | --             | --             | --             | --             | --             | --             | --            | --               |
| \$10,000 to \$19,999 -----  | 3            | --              | --             | --             | --             | 3              | --             | --             | --             | --            | 375              |
| \$20,000 to \$29,999 -----  | 229          | --              | 44             | 43             | 43             | 62             | 13             | 24             | --             | --            | 332              |
| \$30,000 to \$39,999 -----  | 577          | --              | 18             | 58             | 133            | 126            | 130            | 64             | 48             | --            | 382              |
| \$40,000 to \$49,999 -----  | 604          | --              | --             | 48             | 109            | 165            | 107            | 120            | 49             | 6             | 394              |
| \$50,000 to \$59,999 -----  | 569          | --              | --             | 5              | 43             | 87             | 202            | 130            | 91             | 11            | 471              |
| \$60,000 to \$79,999 -----  | 492          | 6               | 5              | 5              | 32             | 39             | 75             | 165            | 88             | 77            | 551              |
| \$80,000 to \$99,999 -----  | 101          | --              | --             | --             | --             | 5              | 38             | 27             | 17             | 14            | 528              |
| \$100,000 to \$149,999 -----  | 32           | --              | --             | --             | --             | --             | 5              | 5              | 15             | 12            | 710              |
| \$150,000 or more -----   | --           | --              | --             | --             | --             | --             | --             | --             | --             | --            | --               |
| Median -----  | \$48 400     | \$72 500        | \$28 600       | \$35 500       | \$40 500       | \$44 000       | \$51 500       | \$53 800       | \$56 500       | \$66 600      | ...              |
| <b>SELECTED MONTHLY OWNER COSTS AS PERCENTAGE OF HOUSEHOLD INCOME IN 1979</b> |              |                 |                |                |                |                |                |                |                |               |                  |
| Less than 15 percent -----  | 730          | 6               | 35             | 85             | 150            | 155            | 131            | 106            | 37             | 25            | 379              |
| 15 to 19 percent -----  | 606          | --              | 17             | 41             | 91             | 158            | 165            | 97             | 29             | 8             | 399              |
| 20 to 24 percent -----  | 414          | --              | 7              | 7              | 37             | 68             | 109            | 120            | 53             | 13            | 477              |
| 25 to 29 percent -----  | 221          | --              | --             | 10             | 12             | 23             | 37             | 83             | 42             | 14            | 534              |
| 30 to 34 percent -----  | 217          | --              | --             | 5              | 10             | 35             | 38             | 37             | 73             | 19            | 555              |
| 35 percent or more -----  | 414          | --              | 8              | 11             | 60             | 43             | 85             | 92             | 74             | 41            | 500              |
| Not computed -----  | 5            | --              | --             | --             | --             | 5              | --             | --             | --             | --            | 375              |
| Median -----  | 19.7         | 10              | 14.5           | 14.5           | 16.6           | 17.7           | 19.6           | 22.7           | 29.2           | 30.0          | ...              |
| <b>SELECTED CHARACTERISTICS</b>   |              |                 |                |                |                |                |                |                |                |               |                  |
| <b>Heating equipment -----</b>  | <b>2 607</b> | <b>6</b>        | <b>67</b>      | <b>159</b>     | <b>360</b>     | <b>487</b>     | <b>565</b>     | <b>535</b>     | <b>308</b>     | <b>120</b>    | <b>439</b>       |
| Steam or hot water system -----   | 1 976        | --              | 39             | 119            | 294            | 369            | 414            | 406            | 248            | 87            | 442              |
| Central warm-air furnace or electric heat pump -----                          | 533          | 6               | 28             | 34             | 51             | 107            | 120            | 106            | 48             | 33            | 428              |
| Other built-in electric units -----   | 5            | --              | --             | --             | --             | --             | --             | --             | --             | --            | 375              |
| Floor, wall, or pipeless furnace -----  | 10           | --              | --             | --             | --             | 6              | 4              | --             | --             | --            | 392              |
| Other means -----   | 83           | --              | --             | 6              | 15             | --             | 27             | 23             | 12             | --            | 477              |
| <b>Air conditioning -----</b>   | <b>2 147</b> | <b>6</b>        | <b>58</b>      | <b>103</b>     | <b>261</b>     | <b>405</b>     | <b>502</b>     | <b>447</b>     | <b>263</b>     | <b>102</b>    | <b>448</b>       |
| Central system -----  | 249          | --              | --             | 5              | 11             | 28             | 62             | 53             | 70             | 20            | 535              |
| 1 or more individual room units -----   | 1 898        | 6               | 58             | 98             | 250            | 377            | 440            | 394            | 193            | 82            | 436              |
| <b>House heating fuel -----</b>   | <b>2 607</b> | <b>6</b>        | <b>67</b>      | <b>159</b>     | <b>360</b>     | <b>487</b>     | <b>565</b>     | <b>535</b>     | <b>308</b>     | <b>120</b>    | <b>439</b>       |
| Utility gas -----   | 1 217        | --              | 45             | 108            | 226            | 209            | 284            | 233            | 83             | 29            | 406              |
| Bottled, tank, or LP gas -----  | --           | --              | --             | --             | --             | --             | --             | --             | --             | --            | --               |
| Electricity -----   | 5            | --              | --             | --             | --             | 5              | --             | --             | --             | --            | 375              |
| Fuel oil, kerosene, etc. -----  | 1 374        | 6               | 22             | 46             | 134            | 273            | 275            | 302            | 225            | 91            | 477              |
| Other -----   | 11           | --              | --             | 5              | --             | --             | 6              | --             | --             | --            | 404              |



Table C-19. Selected Monthly Owner Costs for Not Mortgaged Housing Units With a White Householder: 1980

[Data are estimates based on a sample, see Introduction. For meaning of symbols, see Introduction. For definitions of terms, see appendixes A and 8.]

Elizabeth city

|   | Total        | Less than \$50 | \$50 to \$74 | \$75 to \$99 | \$100 to \$124 | \$125 to \$149 | \$150 to \$199 | \$200 to \$249 | \$250 or more | Median (dollars) |
|---|--------------|----------------|--------------|--------------|----------------|----------------|----------------|----------------|---------------|------------------|
| <b>Specified owner-occupied housing units</b> -----                           | <b>2 692</b> | —              | 5            | 57           | 37             | 86             | 567            | 788            | 1 152         | 238              |
| <b>PERSONS IN UNIT</b>  |              |                |              |              |                |                |                |                |               |                  |
| 1 person -----  | 567          | —              | —            | 25           | 25             | 36             | 153            | 140            | 188           | 216              |
| 2 persons -----   | 1 085        | —              | 5            | 22           | 9              | 29             | 263            | 405            | 352           | 226              |
| 3 persons -----   | 429          | —              | —            | 10           | 3              | 6              | 58             | 126            | 226           | 250+             |
| 4 persons -----   | 365          | —              | —            | —            | —              | 9              | 58             | 75             | 223           | 250+             |
| 5 persons -----   | 190          | —              | —            | —            | —              | 6              | 30             | 42             | 112           | 250+             |
| 6 persons -----   | 39           | —              | —            | —            | —              | —              | —              | —              | 39            | 250+             |
| 7 persons -----   | 12           | —              | —            | —            | —              | —              | —              | —              | 12            | 250+             |
| 8 or more persons -----   | 5            | —              | —            | —            | —              | —              | —              | —              | 5             | 250+             |
| Median -----  | 2.22         | —              | 2.00         | 1.66         | 1.24           | 1.74           | 2.00           | 2.13           | 2.66          | 175              |
| <b>HOUSEHOLD TYPE AND AGE OF HOUSEHOLDER</b>                                  |              |                |              |              |                |                |                |                |               |                  |
| <b>Married-couple families</b> -----  | <b>1 573</b> | —              | 5            | 10           | 3              | 40             | 332            | 477            | 706           | 242              |
| 15 to 24 years -----  | —            | —              | —            | —            | —              | —              | —              | —              | —             | —                |
| 25 to 34 years -----  | 32           | —              | —            | —            | —              | —              | —              | 4              | 28            | 250+             |
| 35 to 44 years -----  | 108          | —              | —            | —            | —              | 3              | 28             | 19             | 58            | 250+             |
| 45 to 64 years -----  | 711          | —              | 5            | 10           | 3              | 6              | 158            | 211            | 318           | 241              |
| 65 years and over -----   | 722          | —              | —            | —            | —              | 31             | 146            | 243            | 302           | 238              |
| <b>Male householder, no wife present</b> -----                                | <b>299</b>   | —              | —            | 9            | 5              | 8              | 57             | 71             | 149           | 250              |
| 15 to 24 years -----  | —            | —              | —            | —            | —              | —              | —              | —              | —             | —                |
| 25 to 34 years -----  | 8            | —              | —            | —            | —              | —              | —              | —              | 8             | 250+             |
| 35 to 44 years -----  | 9            | —              | —            | —            | —              | —              | —              | 4              | 5             | 250+             |
| 45 to 64 years -----  | 107          | —              | —            | —            | —              | 8              | 12             | 23             | 64            | 250+             |
| 65 years and over -----   | 175          | —              | —            | 9            | 5              | —              | 45             | 44             | 72            | 232              |
| <b>Female householder, no husband present</b> -----                           | <b>820</b>   | —              | —            | 38           | 29             | 38             | 178            | 240            | 297           | 226              |
| 15 to 24 years -----  | —            | —              | —            | —            | —              | —              | —              | —              | —             | —                |
| 25 to 34 years -----  | 7            | —              | —            | —            | —              | —              | —              | —              | 7             | 250+             |
| 35 to 44 years -----  | 16           | —              | —            | —            | —              | —              | 16             | —              | —             | 175              |
| 45 to 64 years -----  | 255          | —              | —            | —            | 20             | 15             | 43             | 69             | 108           | 236              |
| 65 years and over -----   | 542          | —              | —            | 38           | 9              | 23             | 119            | 171            | 182           | 224              |
| Median age -----  | 65.9         | —              | 62.5         | 70.6         | 59.1           | 71.0           | 66.4           | 66.9           | 64.3          | ...              |
| <b>YEAR HOUSEHOLDER MOVED INTO UNIT</b>                                       |              |                |              |              |                |                |                |                |               |                  |
| 1979 to March 1980 -----  | 21           | —              | —            | —            | —              | 3              | —              | 4              | 14            | 250+             |
| 1975 to 1978 -----  | 120          | —              | —            | 4            | —              | 4              | 37             | 28             | 47            | 227              |
| 1970 to 1974 -----  | 129          | —              | —            | —            | 8              | —              | 22             | 29             | 70            | 250+             |
| 1960 to 1969 -----  | 406          | —              | —            | —            | —              | 6              | 74             | 114            | 212           | 250+             |
| 1959 or earlier -----   | 2 016        | —              | 5            | 53           | 29             | 73             | 434            | 613            | 809           | 234              |
| <b>ROOMS</b>  |              |                |              |              |                |                |                |                |               |                  |
| 1 to 3 rooms -----  | 17           | —              | —            | 5            | —              | —              | 7              | —              | 5             | 175              |
| 4 rooms -----   | 159          | —              | —            | 9            | 20             | 18             | 34             | 66             | 12            | 198              |
| 5 rooms -----   | 418          | —              | —            | 20           | 9              | 42             | 184            | 96             | 67            | 188              |
| 6 rooms -----   | 974          | —              | —            | 19           | 8              | 26             | 235            | 370            | 316           | 227              |
| 7 rooms -----   | 672          | —              | 5            | 4            | —              | —              | 70             | 184            | 409           | 250+             |
| 8 or more rooms -----   | 452          | —              | —            | —            | —              | —              | 37             | 72             | 343           | 250+             |
| Median -----  | 6.3          | —              | 7.0          | 5.2          | 4.4            | 5.1            | 5.7            | 6.1            | 6.9           | ...              |
| <b>YEAR STRUCTURE BUILT</b>   |              |                |              |              |                |                |                |                |               |                  |
| 1975 to March 1980 -----  | —            | —              | —            | —            | —              | —              | —              | —              | —             | —                |
| 1970 to 1974 -----  | 12           | —              | —            | —            | —              | —              | —              | 4              | 8             | 250+             |
| 1960 to 1969 -----  | 79           | —              | —            | —            | —              | —              | 6              | 50             | 23            | 233              |
| 1950 to 1959 -----  | 283          | —              | 5            | —            | —              | —              | 59             | 75             | 144           | 250+             |
| 1940 to 1949 -----  | 195          | —              | —            | —            | 8              | 16             | 49             | 29             | 93            | 242              |
| 1939 or earlier -----   | 2 123        | —              | —            | 57           | 29             | 70             | 453            | 630            | 884           | 236              |
| <b>VALUE</b>  |              |                |              |              |                |                |                |                |               |                  |
| Less than \$10,000 -----  | 11           | —              | —            | —            | 4              | —              | 7              | —              | —             | 161              |
| \$10,000 to \$19,999 -----  | 138          | —              | —            | 30           | 8              | 26             | 64             | 10             | —             | 154              |
| \$20,000 to \$29,999 -----  | 341          | —              | —            | 9            | 25             | 27             | 159            | 98             | 23            | 184              |
| \$30,000 to \$39,999 -----  | 653          | —              | —            | 18           | —              | 25             | 177            | 236            | 197           | 223              |
| \$40,000 to \$49,999 -----  | 578          | —              | —            | —            | —              | 8              | 105            | 192            | 273           | 246              |
| \$50,000 to \$59,999 -----  | 546          | —              | —            | —            | —              | —              | 18             | 178            | 350           | 250+             |
| \$60,000 to \$79,999 -----  | 338          | —              | 5            | —            | —              | —              | 37             | 61             | 235           | 250+             |
| \$80,000 to \$99,999 -----  | 61           | —              | —            | —            | —              | —              | —              | 13             | 48            | 250+             |
| \$100,000 to \$149,999 -----  | 26           | —              | —            | —            | —              | —              | —              | —              | 26            | 250+             |
| \$150,000 or more -----   | —            | —              | —            | —            | —              | —              | —              | —              | —             | —                |
| Median -----  | \$43 200     | —              | \$77 500     | \$19 700     | \$21 000       | \$26 100       | \$32 800       | \$42 400       | \$51 800      | ...              |
| <b>SELECTED MONTHLY OWNER COSTS AS PERCENTAGE OF HOUSEHOLD INCOME IN 1979</b> |              |                |              |              |                |                |                |                |               |                  |
| Less than 10 percent -----  | 719          | —              | 5            | 23           | 11             | 39             | 133            | 233            | 275           | 232              |
| 10 to 14 percent -----  | 642          | —              | —            | —            | 8              | 13             | 114            | 181            | 326           | 250+             |
| 15 to 19 percent -----  | 339          | —              | —            | —            | —              | —              | 109            | 71             | 159           | 243              |
| 20 to 24 percent -----  | 291          | —              | —            | 13           | 9              | —              | 86             | 88             | 95            | 221              |
| 25 to 29 percent -----  | 185          | —              | —            | 9            | —              | 17             | 24             | 60             | 75            | 235              |
| 30 to 34 percent -----  | 110          | —              | —            | —            | 4              | 5              | 18             | 49             | 34            | 229              |
| 35 percent or more -----  | 387          | —              | —            | 12           | 5              | 12             | 69             | 106            | 183           | 245              |
| Not computed -----  | 19           | —              | —            | —            | —              | —              | 14             | —              | 5             | 184              |
| Median -----  | 14.8         | —              | 10           | 22.1         | 14.7           | 11.5           | 16.4           | 14.4           | 14.6          | ...              |
| <b>SELECTED CHARACTERISTICS</b>   |              |                |              |              |                |                |                |                |               |                  |
| <b>Heating equipment</b> -----  | <b>2 692</b> | —              | 5            | 57           | 37             | 86             | 567            | 788            | 1 152         | 238              |
| Steam or hot water system -----   | 2 152        | —              | 5            | 23           | 25             | 38             | 392            | 679            | 990           | 244              |
| Central worm-air furnace or electric heat pump -----                          | 402          | —              | —            | 17           | 8              | 33             | 137            | 93             | 114           | 203              |
| Other built-in electric units -----   | 7            | —              | —            | —            | —              | —              | —              | —              | 7             | 250+             |
| Floor, wall, or pipeless furnace -----  | 17           | —              | —            | —            | —              | —              | 11             | —              | 6             | 189              |
| Other means -----   | 114          | —              | —            | 17           | 4              | 15             | 27             | 16             | 35            | 189              |
| <b>Air conditioning</b> -----   | <b>1 987</b> | —              | 5            | 39           | 28             | 44             | 408            | 578            | 885           | 241              |
| Central system -----  | 127          | —              | —            | —            | —              | 10             | 17             | 53             | 47            | 234              |
| 1 or more individual room units -----   | 1 860        | —              | 5            | 39           | 28             | 34             | 391            | 525            | 838           | 241              |
| <b>House heating fuel</b> -----   | <b>2 692</b> | —              | 5            | 57           | 37             | 86             | 567            | 788            | 1 152         | 238              |
| Utility gas -----   | 1 050        | —              | —            | 47           | 32             | 63             | 281            | 346            | 281           | 215              |
| Bottled, tank, or LP gas -----  | 13           | —              | —            | —            | —              | —              | 5              | —              | 8             | 250+             |
| Electricity -----   | 7            | —              | —            | —            | —              | —              | —              | —              | 7             | 250+             |
| Fuel oil, kerosene, etc. -----  | 1 594        | —              | 5            | 10           | 5              | 23             | 267            | 437            | 847           | 250+             |
| Other -----   | 28           | —              | —            | —            | —              | —              | 14             | 5              | 9             | 200              |

Table C—20. Year Structure Built for Owner- and Renter-Occupied Housing Units With a White Householder: 1980

[Data are estimates based on a sample, see Introduction. For meaning of symbols, see Introduction. For definitions of terms, see appendixes A and B.]

| Elizabeth city                                 | Owner-occupied housing units |                    |              |              |              |                 | Renter-occupied housing units |                    |              |              |              |                 |
|--|------------------------------|--------------------|--------------|--------------|--------------|-----------------|-------------------------------|--------------------|--------------|--------------|--------------|-----------------|
|  | Total                        | 1975 to March 1980 | 1970 to 1974 | 1960 to 1969 | 1940 to 1959 | 1939 or earlier | Total                         | 1975 to March 1980 | 1970 to 1974 | 1960 to 1969 | 1940 to 1959 | 1939 or earlier |
| Occupied housing units                         | 10 750                       | 76                 | 142          | 588          | 2 032        | 7 912           | 19 835                        | 406                | 854          | 4 386        | 6 175        | 8 014           |
| <b>HOUSEHOLD TYPE AND AGE OF HOUSEHOLDER</b>   |                              |                    |              |              |              |                 |                               |                    |              |              |              |                 |
| Married-couple families                        | 7 650                        | 76                 | 119          | 496          | 1 635        | 5 324           | 8 681                         | 153                | 364          | 1 629        | 2 614        | 3 921           |
| 15 to 24 years                                 | 47                           | —                  | —            | —            | 19           | 28              | 597                           | 9                  | 38           | 141          | 162          | 247             |
| 25 to 34 years                                 | 769                          | 6                  | 10           | 48           | 223          | 482             | 2 231                         | 57                 | 70           | 409          | 765          | 930             |
| 35 to 44 years                                 | 1 439                        | 37                 | 29           | 115          | 381          | 877             | 1 486                         | 24                 | 96           | 187          | 500          | 679             |
| 45 to 64 years                                 | 3 876                        | 33                 | 68           | 260          | 832          | 2 683           | 2 794                         | 37                 | 93           | 457          | 812          | 1 395           |
| 65 years and over                              | 1 519                        | —                  | 12           | 73           | 180          | 1 254           | 1 573                         | 26                 | 67           | 435          | 375          | 670             |
| Male householder, no wife present              | 956                          | —                  | 5            | 49           | 139          | 763             | 4 110                         | 106                | 199          | 930          | 1 396        | 1 479           |
| 15 to 24 years                                 | 17                           | —                  | —            | —            | —            | 17              | 519                           | 14                 | 14           | 119          | 198          | 174             |
| 25 to 34 years                                 | 78                           | —                  | —            | 26           | 13           | 39              | 902                           | 18                 | 71           | 274          | 273          | 266             |
| 35 to 44 years                                 | 59                           | —                  | —            | —            | 15           | 44              | 683                           | 7                  | 28           | 162          | 289          | 197             |
| 45 to 64 years                                 | 369                          | —                  | 5            | 16           | 79           | 269             | 1 278                         | 41                 | 73           | 230          | 402          | 532             |
| 65 years and over                              | 433                          | —                  | —            | 7            | 32           | 394             | 728                           | 26                 | 13           | 145          | 234          | 310             |
| Female householder, no husband present         | 2 144                        | —                  | 18           | 43           | 258          | 1 825           | 7 044                         | 147                | 291          | 1 827        | 2 165        | 2 614           |
| 15 to 24 years                                 | 6                            | —                  | —            | —            | 6            | —               | 482                           | 14                 | 56           | 108          | 149          | 155             |
| 25 to 34 years                                 | 82                           | —                  | —            | —            | 36           | 46              | 1 241                         | 12                 | 41           | 243          | 469          | 476             |
| 35 to 44 years                                 | 143                          | —                  | —            | 13           | 16           | 114             | 854                           | 27                 | 60           | 145          | 309          | 313             |
| 45 to 64 years                                 | 701                          | —                  | 18           | 20           | 72           | 591             | 1 826                         | 21                 | 51           | 439          | 488          | 827             |
| 65 years and over                              | 1 212                        | —                  | —            | 10           | 128          | 1 074           | 2 641                         | 73                 | 83           | 892          | 750          | 843             |
| Median age                                     | 56.8                         | 43.2               | 54.0         | 49.4         | 52.5         | 58.6            | 48.9                          | 49.2               | 41.5         | 54.2         | 44.7         | 50.8            |
| <b>YEAR HOUSEHOLDER MOVED INTO UNIT</b>        |                              |                    |              |              |              |                 |                               |                    |              |              |              |                 |
| 1979 to March 1980                             | 612                          | 17                 | 16           | 50           | 169          | 360             | 4 924                         | 190                | 281          | 983          | 1 663        | 1 807           |
| 1975 to 1978                                   | 1 771                        | 59                 | 37           | 133          | 482          | 1 060           | 6 742                         | 216                | 417          | 1 443        | 2 199        | 2 467           |
| 1970 to 1974                                   | 1 590                        | —                  | 89           | 117          | 396          | 988             | 3 262                         | —                  | 156          | 773          | 1 047        | 1 286           |
| 1960 to 1969                                   | 2 249                        | —                  | —            | 288          | 388          | 1 573           | 3 391                         | —                  | —            | 1 187        | 883          | 1 321           |
| 1959 or earlier                                | 4 528                        | —                  | —            | —            | 597          | 3 931           | 1 516                         | —                  | —            | —            | 383          | 1 133           |
| <b>ROOMS</b>                                   |                              |                    |              |              |              |                 |                               |                    |              |              |              |                 |
| 1 room   | 7                            | —                  | —            | —            | —            | 7               | 1 008                         | 42                 | 71           | 313          | 279          | 303             |
| 2 rooms  | 11                           | —                  | —            | —            | —            | 11              | 1 922                         | 62                 | 129          | 649          | 612          | 470             |
| 3 rooms  | 200                          | 5                  | —            | 16           | 30           | 149             | 6 106                         | 177                | 369          | 1 893        | 1 783        | 1 884           |
| 4 rooms  | 1 294                        | 9                  | 11           | 76           | 239          | 959             | 5 808                         | 82                 | 206          | 1 192        | 1 992        | 2 336           |
| 5 rooms  | 2 767                        | 22                 | 13           | 238          | 574          | 1 920           | 3 362                         | 11                 | 58           | 254          | 1 029        | 2 010           |
| 6 rooms  | 3 137                        | 17                 | 83           | 118          | 593          | 2 326           | 1 215                         | 26                 | 21           | 51           | 381          | 736             |
| 7 or more rooms                                | 3 334                        | 23                 | 35           | 140          | 596          | 2 540           | 414                           | 6                  | —            | 34           | 99           | 275             |
| Median   | 5.8                          | 5.6                | 6.1          | 5.3          | 5.8          | 5.9             | 3.7                           | 3.1                | 3.1          | 3.2          | 3.7          | 4.1             |
| <b>PLUMBING FACILITIES BY PERSONS PER ROOM</b> |                              |                    |              |              |              |                 |                               |                    |              |              |              |                 |
| Complete plumbing for exclusive use            | 10 565                       | 76                 | 135          | 581          | 1 967        | 7 806           | 19 202                        | 400                | 835          | 4 273        | 6 005        | 7 689           |
| 0.50 or less                                   | 6 153                        | 19                 | 92           | 287          | 1 000        | 4 755           | 10 116                        | 159                | 380          | 2 408        | 3 055        | 4 114           |
| 0.51 to 1.00                                   | 4 078                        | 48                 | 37           | 276          | 889          | 2 828           | 7 809                         | 193                | 411          | 1 709        | 2 419        | 3 077           |
| 1.01 to 1.50                                   | 291                          | 9                  | 6            | 12           | 75           | 189             | 897                           | 43                 | 37           | 96           | 335          | 386             |
| 1.51 or more                                   | 43                           | —                  | —            | 6            | 3            | 34              | 380                           | 5                  | 7            | 60           | 196          | 112             |
| Lacking complete plumbing for exclusive use    | 185                          | —                  | 7            | 7            | 65           | 106             | 633                           | 6                  | 19           | 113          | 170          | 325             |
| 0.50 or less                                   | 94                           | —                  | 7            | —            | 26           | 61              | 238                           | —                  | —            | 78           | 57           | 103             |
| 0.51 to 1.00                                   | 81                           | —                  | —            | 7            | 39           | 35              | 358                           | 6                  | 19           | 22           | 97           | 214             |
| 1.01 to 1.50                                   | 5                            | —                  | —            | —            | —            | —               | 37                            | —                  | —            | 13           | 16           | 8               |
| 1.51 or more                                   | 5                            | —                  | —            | —            | —            | 5               | —                             | —                  | —            | —            | —            | —               |
| <b>PERSONS IN UNIT</b>                         |                              |                    |              |              |              |                 |                               |                    |              |              |              |                 |
| 1 person                                       | 1 551                        | —                  | 7            | 32           | 196          | 1 316           | 7 461                         | 182                | 323          | 2 134        | 2 264        | 2 558           |
| 2 persons                                      | 3 130                        | 11                 | 42           | 192          | 550          | 2 335           | 5 774                         | 82                 | 331          | 1 437        | 1 619        | 2 305           |
| 3 persons                                      | 2 152                        | 12                 | 48           | 92           | 401          | 1 599           | 3 162                         | 84                 | 140          | 527          | 927          | 1 484           |
| 4 persons                                      | 2 016                        | 11                 | 22           | 149          | 492          | 1 342           | 1 887                         | 21                 | 34           | 170          | 769          | 893             |
| 5 persons                                      | 1 156                        | 32                 | 5            | 82           | 265          | 772             | 890                           | 11                 | 22           | 74           | 362          | 421             |
| 6 or more persons                              | 745                          | 10                 | 18           | 41           | 128          | 548             | 661                           | 26                 | 4            | 44           | 234          | 353             |
| Median   | 2.82                         | 4.63               | 2.96         | 3.26         | 3.17         | 2.69            | 1.93                          | 1.76               | 1.81         | 1.54         | 2.01         | 2.13            |
| Total persons                                  | 33 712                       | 353                | 494          | 2 103        | 6 745        | 24 017          | 44 335                        | 941                | 1 672        | 7 803        | 14 291       | 19 628          |
| <b>UNITS IN STRUCTURE</b>                      |                              |                    |              |              |              |                 |                               |                    |              |              |              |                 |
| 1, detached or attached                        | 5 686                        | 18                 | 53           | 252          | 1 192        | 4 171           | 664                           | 6                  | —            | 20           | 193          | 445             |
| 2  | 3 952                        | 27                 | 77           | 242          | 639          | 2 967           | 4 785                         | 47                 | 77           | 286          | 1 546        | 2 829           |
| 3 and 4  | 800                          | 31                 | 12           | 46           | 145          | 566             | 3 501                         | 53                 | 39           | 260          | 1 182        | 1 967           |
| 5 to 9   | 154                          | —                  | —            | 10           | 26           | 118             | 2 097                         | 31                 | 76           | 275          | 709          | 1 006           |
| 10 to 49                                       | 129                          | —                  | —            | 23           | 25           | 81              | 5 464                         | 139                | 550          | 1 932        | 1 605        | 1 238           |
| 50 or more                                     | 29                           | —                  | —            | 15           | 5            | 9               | 3 313                         | 130                | 112          | 1 613        | 940          | 518             |
| Mobile home or trailer, etc.                   | —                            | —                  | —            | —            | —            | —               | 11                            | —                  | —            | —            | —            | 11              |
| <b>SELECTED CHARACTERISTICS</b>                |                              |                    |              |              |              |                 |                               |                    |              |              |              |                 |
| Heating equipment                              | 10 740                       | 76                 | 142          | 588          | 2 032        | 7 902           | 19 795                        | 406                | 854          | 4 386        | 6 163        | 7 986           |
| Steam or hot water system                      | 8 477                        | 55                 | 100          | 292          | 1 293        | 6 737           | 14 719                        | 265                | 577          | 2 712        | 4 653        | 6 512           |
| Central warm-air furnace or electric heat pump | 1 437                        | 11                 | 37           | 250          | 555          | 584             | 2 239                         | 32                 | 144          | 1 044        | 635          | 384             |
| Other built-in electric units                  | 62                           | 6                  | 5            | 16           | 6            | 29              | 598                           | 38                 | 49           | 331          | 103          | 77              |
| Floor, wall, or pipeless furnace               | 59                           | —                  | —            | —            | 21           | 38              | 355                           | 24                 | 12           | 84           | 155          | 80              |
| Other means                                    | 705                          | 4                  | —            | 30           | 157          | 514             | 1 884                         | 47                 | 72           | 215          | 617          | 933             |
| Air conditioning                               | 8 316                        | 71                 | 123          | 534          | 1 693        | 5 895           | 13 353                        | 279                | 723          | 3 832        | 4 011        | 4 508           |
| Central system                                 | 619                          | 17                 | 40           | 170          | 194          | 198             | 1 424                         | 37                 | 50           | 827          | 406          | 104             |
| 1 or more individual room units                | 7 697                        | 54                 | 83           | 364          | 1 499        | 5 697           | 11 929                        | 242                | 673          | 3 005        | 3 605        | 4 404           |
| House heating fuel                             | 10 740                       | 76                 | 142          | 588          | 2 032        | 7 902           | 19 795                        | 406                | 854          | 4 386        | 6 163        | 7 986           |
| Utility gas                                    | 4 553                        | 46                 | 107          | 461          | 893          | 3 046           | 7 664                         | 140                | 403          | 1 773        | 2 338        | 3 010           |
| Bottled, tank, or LP gas                       | 59                           | 4                  | 6            | —            | 17           | 32              | 141                           | —                  | —            | 35           | 70           | 36              |
| Electricity                                    | 93                           | 6                  | 10           | 16           | 20           | 41              | 838                           | 64                 | 75           | 442          | 140          | 117             |
| Fuel oil, kerosene, etc.                       | 5 942                        | 20                 | 19           | 111          | 1 096        | 4 696           | 11 063                        | 202                | 376          | 2 127        | 3 585        | 4 773           |
| Other  | 93                           | —                  | —            | —            | 6            | 87              | 89                            | —                  | —            | 9            | 30           | 50              |
| Income in 1979 below poverty level             | 572                          | 10                 | 7            | 30           | 94           | 431             | 3 144                         | 69                 | 77           | 638          | 1 032        | 1 328           |
| Percent below poverty level                    | 5.3                          | 13.2               | 4.9          | 5.1          | 4.6          | 5.4             | 15.9                          | 17.0               | 9.0          | 14.5         | 16.7         | 16.6            |
| <b>HOUSEHOLD INCOME IN 1979</b>                |                              |                    |              |              |              |                 |                               |                    |              |              |              |                 |
| Less than \$5,000                              | 769                          | 5                  | 7            | 21           | 96           | 640             | 3 623                         | 112                | 72           | 841          | 1 168        | 1 430           |
| \$5,000 to \$9,999                             | 1 131                        | 5                  | —            | 39           | 126          | 961             | 3 606                         | 97                 | 133          | 792          | 1 096        | 1 488           |
| \$10,000 to \$12,499                           | 731                          | —                  | —            | 25           | 146          | 560             | 1 886                         | 42                 | 54           | 479          | 600          | 711             |
| \$12,500 to \$14,999                           | 548                          | —                  | 19           | 56           | 134          | 339             | 1 843                         | 37                 | 91           | 355          | 540          | 820             |
| \$15,000 to \$19,999                           | 1 368                        | 4                  | 26           | 84           | 279          | 975             | 3 309                         | 48                 | 228          | 607          | 1 102        | 1 324           |
| \$20,000 to \$24,999                           | 1 569                        | 11                 | 23           | 90           | 329          | 1 116           | 2 319                         | 25                 | 108          | 515          | 741          | 930             |
| \$25,000 to \$34,999                           | 2 438                        | 27                 | 27           | 136          | 431          | 1 817           | 2 174                         | 41                 | 121          | 448          | 651          | 913             |
| \$35,000 to \$49,999                           | 1 453                        | 24                 | 27           | 104          | 341          | 957             | 863                           | 4                  | 35           | 271          | 241          | 312             |
| \$50,000 or more                               | 743                          | —                  | 13           | 33           | 150          | 547             | 212                           | —                  | 12           | 78           | 36           | 86              |
| Median   | \$22 344                     | \$31 818           | \$23 333     | \$24 205     | \$23 105     | \$21 888        | \$13 589                      | \$9 605            | \$16 565     | \$13 070     | \$13 535     | \$13 652        |
| Mean   | \$24 848                     | \$29 045           | \$31 355     | \$25 330     | \$26 374     | \$24 264        | \$15 327                      | \$11 906           | \$17 404     | \$15 902     | \$14 909     | \$15 285        |



Table C-21. Units in Structure for Owner- and Renter-Occupied Housing Units With a White Householder: 1980

[Data are estimates based on a sample, see Introduction. For meaning of symbols, see Introduction. For definitions of terms, see appendixes A and 8.]

Elizabeth city

|  | Owner-occupied housing units |                              |                 |                              | Renter-occupied housing units |                              |          |               |              |                |                  |                              |
|--|------------------------------|------------------------------|-----------------|------------------------------|-------------------------------|------------------------------|----------|---------------|--------------|----------------|------------------|------------------------------|
|  | Total                        | 1 unit, detached or attached | 2 or more units | Mobile home or trailer, etc. | Total                         | 1 unit, detached or attached | 2 units  | 3 and 4 units | 5 to 9 units | 10 to 49 units | 50 or more units | Mobile home or trailer, etc. |
| Occupied housing units                         | 10 750                       | 5 686                        | 5 064           | --                           | 19 835                        | 664                          | 4 785    | 3 501         | 2 097        | 5 464          | 3 313            | 11                           |
| Condominium housing units                      | 28                           | --                           | 28              | --                           | 97                            | --                           | 9        | --            | --           | 39             | 49               | --                           |
| <b>HOUSEHOLD TYPE AND AGE OF HOUSEHOLDER</b>   |                              |                              |                 |                              |                               |                              |          |               |              |                |                  |                              |
| Married-couple families                        | 7 650                        | 4 004                        | 3 646           | --                           | 8 681                         | 353                          | 3 060    | 1 810         | 859          | 1 588          | 1 011            | --                           |
| 15 to 24 years                                 | 47                           | 34                           | 13              | --                           | 597                           | 10                           | 161      | 153           | 70           | 152            | 51               | --                           |
| 25 to 34 years                                 | 769                          | 361                          | 408             | --                           | 2 231                         | 64                           | 856      | 482           | 234          | 434            | 161              | --                           |
| 35 to 44 years                                 | 1 439                        | 780                          | 659             | --                           | 1 486                         | 71                           | 604      | 365           | 120          | 244            | 82               | --                           |
| 45 to 64 years                                 | 3 876                        | 1 957                        | 1 919           | --                           | 2 794                         | 172                          | 1 093    | 551           | 282          | 428            | 268              | --                           |
| 65 years and over                              | 1 519                        | 872                          | 647             | --                           | 1 573                         | 36                           | 346      | 259           | 153          | 330            | 449              | --                           |
| Male householder, no wife present              | 956                          | 480                          | 476             | --                           | 4 110                         | 137                          | 556      | 403           | 1 708        | 669            | 6                | --                           |
| 15 to 24 years                                 | 17                           | 6                            | 11              | --                           | 519                           | 11                           | 91       | 89            | 60           | 234            | 34               | --                           |
| 25 to 34 years                                 | 78                           | 36                           | 42              | --                           | 902                           | 10                           | 98       | 156           | 73           | 437            | 128              | --                           |
| 35 to 44 years                                 | 59                           | 28                           | 31              | --                           | 683                           | 35                           | 111      | 77            | 31           | 331            | 98               | --                           |
| 45 to 64 years                                 | 369                          | 199                          | 170             | --                           | 1 278                         | 69                           | 143      | 178           | 152          | 509            | 221              | 6                            |
| 65 years and over                              | 433                          | 211                          | 222             | --                           | 728                           | 12                           | 113      | 131           | 87           | 197            | 188              | --                           |
| Female householder, no husband present         | 2 144                        | 1 202                        | 942             | --                           | 7 044                         | 174                          | 1 169    | 1 060         | 835          | 2 168          | 1 633            | 5                            |
| 15 to 24 years                                 | 6                            | --                           | --              | --                           | 482                           | --                           | 55       | 75            | 57           | 236            | 59               | --                           |
| 25 to 34 years                                 | 82                           | 58                           | 24              | --                           | 1 241                         | 32                           | 217      | 270           | 126          | 437            | 159              | --                           |
| 35 to 44 years                                 | 143                          | 81                           | 62              | --                           | 854                           | 40                           | 234      | 150           | 106          | 253            | 91               | --                           |
| 45 to 64 years                                 | 701                          | 409                          | 292             | --                           | 1 826                         | 63                           | 415      | 283           | 269          | 535            | 256              | 5                            |
| 65 years and over                              | 1 212                        | 654                          | 558             | --                           | 2 641                         | 39                           | 248      | 302           | 277          | 707            | 1 068            | --                           |
| Median age                                     | 56.8                         | 57.2                         | 56.4            | --                           | 48.9                          | 50.8                         | 44.6     | 44.0          | 49.6         | 44.7           | 65.7             | 49.6                         |
| <b>YEAR HOUSEHOLDER MOVED INTO UNIT</b>        |                              |                              |                 |                              |                               |                              |          |               |              |                |                  |                              |
| 1979 to March 1980                             | 612                          | 340                          | 272             | --                           | 4 924                         | 183                          | 1 195    | 988           | 489          | 1 406          | 652              | 11                           |
| 1975 to 1978                                   | 1 771                        | 765                          | 1 006           | --                           | 6 742                         | 193                          | 1 651    | 1 167         | 800          | 1 860          | 1 071            | --                           |
| 1970 to 1974                                   | 1 590                        | 743                          | 847             | --                           | 3 262                         | 66                           | 710      | 631           | 348          | 979            | 528              | --                           |
| 1960 to 1969                                   | 2 249                        | 1 361                        | 888             | --                           | 3 391                         | 111                          | 689      | 417           | 320          | 971            | 883              | --                           |
| 1959 or earlier                                | 4 528                        | 2 477                        | 2 051           | --                           | 1 516                         | 111                          | 540      | 298           | 140          | 248            | 179              | --                           |
| <b>ROOMS</b>                                   |                              |                              |                 |                              |                               |                              |          |               |              |                |                  |                              |
| 1 room   | 7                            | 7                            | --              | --                           | 1 008                         | 13                           | 29       | 52            | 95           | 479            | 329              | 11                           |
| 2 rooms  | 11                           | --                           | 11              | --                           | 1 922                         | 27                           | 78       | 187           | 207          | 899            | 524              | --                           |
| 3 rooms  | 200                          | 22                           | 178             | --                           | 6 106                         | 54                           | 560      | 599           | 556          | 2 861          | 1 476            | --                           |
| 4 rooms  | 1 294                        | 256                          | 1 038           | --                           | 5 808                         | 82                           | 1 244    | 1 782         | 891          | 1 053          | 756              | --                           |
| 5 rooms  | 2 767                        | 733                          | 2 034           | --                           | 3 362                         | 139                          | 1 924    | 649           | 311          | 136            | 203              | --                           |
| 6 rooms  | 3 137                        | 1 894                        | 1 243           | --                           | 1 215                         | 178                          | 736      | 228           | 31           | 17             | 25               | --                           |
| 7 or more rooms                                | 3 334                        | 2 774                        | 560             | --                           | 414                           | 171                          | 214      | 4             | 6            | 19             | --               | --                           |
| Median   | 5.8                          | 6.5                          | 5.1             | --                           | 3.7                           | 5.6                          | 4.8      | 4.0           | 3.7          | 3.0            | 3.0              | 1.0                          |
| <b>PLUMBING FACILITIES BY PERSONS PER ROOM</b> |                              |                              |                 |                              |                               |                              |          |               |              |                |                  |                              |
| Complete plumbing for exclusive use            | 10 565                       | 5 686                        | 4 879           | --                           | 19 202                        | 664                          | 4 615    | 3 393         | 2 022        | 5 309          | 3 188            | 11                           |
| 0.50 or less                                   | 6 153                        | 3 617                        | 2 536           | --                           | 10 116                        | 308                          | 2 154    | 2 376         | 1 348        | 2 964          | 1 982            | --                           |
| 0.51 to 1.00                                   | 4 078                        | 1 969                        | 2 109           | --                           | 7 809                         | 312                          | 2 122    | 1 360         | 846          | 2 058          | 1 100            | 11                           |
| 1.01 to 1.50                                   | 291                          | 92                           | 199             | --                           | 897                           | 44                           | 222      | 245           | 139          | 182            | 65               | --                           |
| 1.51 or more                                   | 43                           | 8                            | 35              | --                           | 380                           | --                           | 117      | 56            | 61           | 105            | 41               | --                           |
| Lacking complete plumbing for exclusive use    | 185                          | --                           | 185             | --                           | 633                           | --                           | 170      | 108           | 75           | 155            | 125              | --                           |
| 0.50 or less                                   | 94                           | --                           | 94              | --                           | 238                           | --                           | 45       | 42            | 31           | 64             | 56               | --                           |
| 0.51 to 1.00                                   | 81                           | --                           | 81              | --                           | 358                           | --                           | 101      | 66            | 44           | 78             | 69               | --                           |
| 1.01 to 1.50                                   | 5                            | --                           | 5               | --                           | 37                            | --                           | 24       | --            | --           | 13             | --               | --                           |
| 1.51 or more                                   | 5                            | --                           | 5               | --                           | --                            | --                           | --       | --            | --           | --             | --               | --                           |
| <b>BEDROOMS</b>                                |                              |                              |                 |                              |                               |                              |          |               |              |                |                  |                              |
| None   | 7                            | 7                            | --              | --                           | 1 195                         | 13                           | 38       | 59            | 101          | 578            | 395              | 11                           |
| 1  | 450                          | 57                           | 393             | --                           | 8 744                         | 83                           | 805      | 1 067         | 801          | 3 797          | 2 191            | --                           |
| 2  | 3 296                        | 858                          | 2 438           | --                           | 7 191                         | 174                          | 2 447    | 1 847         | 1 017        | 1 003          | 703              | --                           |
| 3  | 4 890                        | 2 991                        | 1 899           | --                           | 2 329                         | 242                          | 1 369    | 460           | 148          | 86             | 24               | --                           |
| 4  | 1 681                        | 1 426                        | 255             | --                           | 333                           | 111                          | 124      | 68            | 30           | --             | --               | --                           |
| 5 or more                                      | 426                          | 347                          | 79              | --                           | 43                            | 41                           | 2        | --            | --           | --             | --               | --                           |
| <b>HOUSEHOLD INCOME IN 1979</b>                |                              |                              |                 |                              |                               |                              |          |               |              |                |                  |                              |
| Less than \$5,000                              | 769                          | 334                          | 435             | --                           | 3 623                         | 78                           | 585      | 640           | 531          | 970            | 814              | 5                            |
| \$5,000 to \$9,999                             | 1 131                        | 507                          | 624             | --                           | 3 606                         | 75                           | 731      | 643           | 400          | 953            | 804              | --                           |
| \$10,000 to \$12,499                           | 731                          | 374                          | 357             | --                           | 1 886                         | 53                           | 336      | 325           | 185          | 679            | 308              | --                           |
| \$12,500 to \$14,999                           | 548                          | 222                          | 326             | --                           | 1 843                         | 95                           | 404      | 325           | 206          | 521            | 292              | --                           |
| \$15,000 to \$19,999                           | 1 368                        | 681                          | 687             | --                           | 3 309                         | 97                           | 879      | 699           | 329          | 927            | 378              | --                           |
| \$20,000 to \$24,999                           | 1 569                        | 819                          | 750             | --                           | 2 319                         | 121                          | 657      | 413           | 209          | 642            | 271              | 6                            |
| \$25,000 to \$34,999                           | 2 438                        | 1 323                        | 1 115           | --                           | 2 174                         | 85                           | 838      | 338           | 180          | 498            | 235              | --                           |
| \$35,000 to \$49,999                           | 1 453                        | 880                          | 573             | --                           | 863                           | 39                           | 304      | 97            | 52           | 206            | 165              | --                           |
| \$50,000 or more                               | 743                          | 546                          | 197             | --                           | 212                           | 21                           | 51       | 21            | 5            | 68             | 46               | --                           |
| Median   | \$22 344                     | \$24 410                     | \$20 557        | --                           | \$13 589                      | \$16 435                     | \$16 809 | \$13 596      | \$11 588     | \$13 124       | \$10 313         | \$22 708                     |
| Mean   | \$24 848                     | \$27 479                     | \$21 895        | --                           | \$15 327                      | \$18 567                     | \$18 121 | \$14 532      | \$12 944     | \$14 788       | \$13 884         | \$13 657                     |
| <b>SELECTED CHARACTERISTICS</b>                |                              |                              |                 |                              |                               |                              |          |               |              |                |                  |                              |
| Heating equipment                              | 10 740                       | 5 686                        | 5 054           | --                           | 19 795                        | 662                          | 4 785    | 3 469         | 2 091        | 5 464          | 3 313            | 11                           |
| Steam or hot water system                      | 8 477                        | 4 413                        | 4 064           | --                           | 14 719                        | 401                          | 3 818    | 2 607         | 1 548        | 4 025          | 2 309            | 11                           |
| Central warm-air furnace or electric heat pump | 1 437                        | 1 018                        | 419             | --                           | 2 239                         | 89                           | 302      | 304           | 155          | 742            | 647              | --                           |
| Other built-in electric units                  | 62                           | 21                           | 41              | --                           | 598                           | 6                            | 59       | 42            | 25           | 182            | 182              | --                           |
| Floor, wall, or pipeless furnace               | 59                           | 32                           | 27              | --                           | 355                           | 16                           | 39       | 57            | 27           | 148            | 68               | --                           |
| Other means                                    | 705                          | 202                          | 503             | --                           | 1 884                         | 150                          | 567      | 446           | 319          | 295            | 107              | --                           |
| Air conditioning                               | 8 316                        | 4 460                        | 3 856           | --                           | 13 353                        | 377                          | 3 020    | 2 094         | 1 044        | 4 348          | 2 465            | 5                            |
| Central system                                 | 619                          | 428                          | 191             | --                           | 1 424                         | 14                           | 94       | 64            | 71           | 292            | 889              | --                           |
| Vehicles available                             | 9 528                        | 5 179                        | 4 349           | --                           | 14 580                        | 569                          | 4 056    | 2 565         | 1 294        | 4 126          | 1 964            | 6                            |
| 1  | 3 889                        | 1 873                        | 2 016           | --                           | 10 156                        | 353                          | 2 439    | 1 578         | 947          | 3 216          | 1 617            | 6                            |
| 2 or more                                      | 5 639                        | 3 306                        | 2 333           | --                           | 4 424                         | 216                          | 1 617    | 987           | 347          | 910            | 347              | --                           |
| House heating fuel                             | 10 740                       | 5 686                        | 5 054           | --                           | 19 795                        | 662                          | 4 785    | 3 469         | 2 091        | 5 464          | 3 313            | 11                           |
| Utility gas                                    | 4 553                        | 2 387                        | 2 166           | --                           | 7 664                         | 308                          | 1 900    | 1 823         | 863          | 2 022          | 748              | --                           |
| Bottled, tank, or LP gas                       | 17                           | 42                           | 42              | --                           | 141                           | 27                           | 35       | 27            | 20           | 34             | 25               | --                           |
| Electricity                                    | 93                           | 26                           | 67              | --                           | 838                           | 25                           | 84       | 24            | 55           | 322            | 288              | --                           |
| Fuel oil, kerosene, etc.                       | 5 942                        | 3 212                        | 2 730           | --                           | 11 063                        | 329                          | 2 732    | 1 532         | 1 132        | 3 080          | 2 247            | 11                           |
| Other  | 44                           | 44                           | 49              | --                           | 89                            | --                           | 34       | 23            | 21           | 6              | 5                | --                           |
| Water heating fuel                             | 10 732                       | 5 686                        | 5 046           | --                           | 19 811                        | 664                          | 4 785    | 3 491         | 2 088        | 5 459          | 3 313            | 11                           |
| Utility gas                                    | 6 616                        | 3 629                        | 2 987           | --                           | 10 062                        | 464                          | 2 594    | 2 259         | 1 048        | 2 732          | 965              | --                           |
| Bottled, tank, or LP gas                       | 153                          | 81                           | 72              | --                           | 363                           | 28                           | 73       | 89            | 78           | 60             | 35               | --                           |
| Electricity                                    | 1 011                        | 67                           | 34              | --                           | 531                           | 9                            | 61       | 42            | 60           | 117            | 242              | --                           |
| Fuel oil, kerosene, etc.                       | 3 842                        | 1 898                        | 1 944           | --                           | 8 772                         | 163                          | 2 048    | 1 095         | 863          | 2 531          | 2 061            | 11                           |
| Other  | 20                           | 11                           | 9               | --                           | 83                            | --                           | 9        | 6             | 39           | 19             | 10               | --                           |
| Family householder                             | 9 057                        | 4 866                        | 4 191           | --                           | 11 652                        | 508                          | 3 926    | 2 416         | 1 273        | 2 207          | 1 322            | --                           |
| With own children under 18 years               | 3 675                        | 1 909                        | 1 766           | --                           | 5 190                         | 255                          | 1 988    | 1 248         | 653          | 725            | 321              | --                           |
| With own children under 6 years                | 1 068                        | 510                          | 558             | --                           | 2 688                         | 102                          | 1 010    | 674           | 305          | 398            | 199              | --                           |
| Female householder, no husband present         | 1 053                        | 677                          | 376             | --                           | 2 291                         | 121                          | 673      | 469           | 340          | 435            | 253              | --                           |
| With own children under 18 years               | 226                          | 148                          | 78              | --                           | 1 147                         | 50                           | 336      | 295           | 184          | 180            | 102              | --                           |
| With own children under 6 years                | 29                           | 15                           | 14              | --                           | 455                           | 13                           | 106      | 140           | 75           | 74             | 47               | --                           |
| Nonfamily householder                          | 1 693                        | 820                          | 863             | --                           | 8 183                         | 156                          | 859      | 1 085         | 824          | 3 257          | 1 991            | 11                           |
| Income in 1979 below poverty level             | 572                          | 270                          | 302             | --                           | 3 144                         | 112                          | 643      | 663           |              |                |                  |                              |

Table C—22. Owner- and Renter-Occupied Housing Units With a White Householder by Size of Household: 1980

(Data are estimates based on a sample, see Introduction. For meaning of symbols, see Introduction. For definitions of terms, see appendixes A and B.)

| Elizabeth city  | Total         | 1 person     | 2 persons    | 3 persons    | 4 persons    | 5 persons    | 6 persons  | 7 persons  | 8 or more persons | Median      | Total persons |
|---|---------------|--------------|--------------|--------------|--------------|--------------|------------|------------|-------------------|-------------|---------------|
| <b>Owner-occupied housing units</b> -----                                   | <b>10 750</b> | <b>1 551</b> | <b>3 130</b> | <b>2 152</b> | <b>2 016</b> | <b>1 156</b> | <b>424</b> | <b>260</b> | <b>61</b>         | <b>2.82</b> | <b>33 712</b> |
| Nonrelatives present -----  | 329           | -            | 113          | 74           | 41           | 37           | 11         | 44         | 9                 | 3.20        | 1 241         |
| <b>ROOMS</b>  |               |              |              |              |              |              |            |            |                   |             |               |
| 1 to 3 rooms -----  | 218           | 82           | 86           | 14           | 14           | 14           | 8          | -          | -                 | 1.81        | 486           |
| 4 rooms -----   | 1 294         | 299          | 447          | 281          | 157          | 80           | 24         | 6          | -                 | 2.28        | 3 425         |
| 5 rooms -----   | 2 767         | 453          | 941          | 572          | 460          | 234          | 54         | 33         | 20                | 2.49        | 8 257         |
| 6 rooms -----   | 3 137         | 467          | 848          | 642          | 719          | 294          | 85         | 75         | 7                 | 2.89        | 9 749         |
| 7 rooms -----   | 1 865         | 167          | 479          | 385          | 367          | 311          | 105        | 51         | -                 | 3.24        | 6 228         |
| 8 or more rooms -----   | 1 469         | 83           | 329          | 258          | 299          | 223          | 148        | 95         | 34                | 3.72        | 5 567         |
| Median -----  | 5.8           | 5.4          | 5.6          | 5.8          | 6.0          | 6.4          | 6.9        | 6.8        | 7.6               | ...         | ...           |
| <b>PLUMBING FACILITIES BY PERSONS PER ROOM</b>                              |               |              |              |              |              |              |            |            |                   |             |               |
| <b>Complete plumbing for exclusive use</b> -----                            | <b>10 565</b> | <b>1 513</b> | <b>3 080</b> | <b>2 128</b> | <b>1 962</b> | <b>1 151</b> | <b>414</b> | <b>260</b> | <b>57</b>         | <b>2.82</b> | <b>33 077</b> |
| 1.00 or less -----  | 10 231        | 1 513        | 3 080        | 2 128        | 1 953        | 1 057        | 333        | 146        | 21                | 2.75        | 30 702        |
| 1.01 to 1.50 -----  | 291           | -            | -            | -            | 9            | 80           | 78         | 108        | 16                | 6.22        | 1 945         |
| 1.51 or more -----  | 43            | -            | -            | -            | -            | 14           | 3          | 6          | 20                | 7.25        | 430           |
| <b>Lacking complete plumbing for exclusive use</b> -----                    | <b>185</b>    | <b>38</b>    | <b>50</b>    | <b>24</b>    | <b>54</b>    | <b>5</b>     | <b>10</b>  | <b>4</b>   | <b>4</b>          | <b>2.69</b> | <b>635</b>    |
| 1.00 or less -----  | 175           | 38           | 50           | 24           | 49           | 5            | 5          | -          | 4                 | 2.49        | 576           |
| 1.01 to 1.50 -----  | 5             | -            | -            | -            | 5            | -            | -          | -          | -                 | 4.00        | 23            |
| 1.51 or more -----  | 5             | -            | -            | -            | -            | -            | 5          | -          | -                 | 6.00        | 36            |
| <b>UNITS IN STRUCTURE</b>   |               |              |              |              |              |              |            |            |                   |             |               |
| 1, detached or attached -----   | 5 686         | 699          | 1 742        | 1 007        | 1 093        | 676          | 303        | 124        | 42                | 2.90        | 17 566        |
| 2 or more -----   | 5 064         | 852          | 1 388        | 1 145        | 923          | 480          | 121        | 136        | 19                | 2.76        | 16 146        |
| Mobile home or trailer, etc. -----  | -             | -            | -            | -            | -            | -            | -          | -          | -                 | -           | -             |
| <b>VALUE</b>  |               |              |              |              |              |              |            |            |                   |             |               |
| <b>Specified owner-occupied housing units</b> -----                         | <b>5 299</b>  | <b>660</b>   | <b>1 631</b> | <b>956</b>   | <b>1 019</b> | <b>641</b>   | <b>261</b> | <b>93</b>  | <b>38</b>         | <b>2.88</b> | <b>16 036</b> |
| Less than \$10,000 -----  | 11            | 11           | -            | -            | -            | -            | -          | -          | -                 | 1.00        | 15            |
| \$10,000 to \$19,999 -----  | 141           | 58           | 65           | 9            | -            | 6            | 3          | -          | -                 | 1.69        | 298           |
| \$20,000 to \$29,999 -----  | 570           | 100          | 239          | 55           | 102          | 40           | 24         | -          | 10                | 2.27        | 1 485         |
| \$30,000 to \$39,999 -----  | 1 230         | 163          | 378          | 264          | 171          | 163          | 66         | 18         | 7                 | 2.78        | 3 637         |
| \$40,000 to \$49,999 -----  | 1 182         | 125          | 333          | 235          | 275          | 123          | 56         | 26         | 9                 | 3.07        | 3 427         |
| \$50,000 to \$59,999 -----  | 1 115         | 146          | 273          | 195          | 270          | 147          | 36         | 43         | 5                 | 3.21        | 3 708         |
| \$60,000 to \$79,999 -----  | 830           | 44           | 287          | 168          | 148          | 104          | 73         | 6          | -                 | 3.00        | 2 671         |
| \$80,000 to \$99,999 -----  | 162           | 7            | 40           | 25           | 30           | 53           | -          | -          | 7                 | 3.80        | 610           |
| \$100,000 to \$149,999 -----  | 58            | 6            | 16           | 5            | 23           | 5            | 3          | -          | -                 | 3.59        | 195           |
| \$150,000 or more -----   | -             | -            | -            | -            | -            | -            | -          | -          | -                 | -           | -             |
| Median -----  | \$46 000      | \$39 800     | \$45 100     | \$46 100     | \$48 400     | \$49 100     | \$47 700   | \$50 700   | \$41 100          | ...         | ...           |
| <b>SELECTED CHARACTERISTICS</b>   |               |              |              |              |              |              |            |            |                   |             |               |
| <b>All income levels in 1979</b> -----                                      | <b>10 750</b> | <b>1 551</b> | <b>3 130</b> | <b>2 152</b> | <b>2 016</b> | <b>1 156</b> | <b>424</b> | <b>260</b> | <b>61</b>         | <b>2.82</b> | <b>33 712</b> |
| Median income -----   | \$22 344      | \$7 296      | \$18 690     | \$23 797     | \$29 083     | \$28 516     | \$33 061   | \$31 809   | \$31 250          | ...         | ...           |
| Median selected monthly owner costs as percentage of household income ----- | 17.9          | 33.9         | 18.7         | 16.7         | 15.1         | 16.3         | 15.4       | 20.3       | 12.9              | ...         | ...           |
| With a mortgage -----   | 19.7          | 47.5         | 21.1         | 20.3         | 18.4         | 19.0         | 16.9       | 21.5       | 14.6              | ...         | ...           |
| Not mortgaged -----   | 14.8          | 30.9         | 17.0         | 12.4         | 10-          | 10-          | 10-        | 12.5       | 10-               | ...         | ...           |
| <b>Income in 1979 below poverty level</b> -----                             | <b>572</b>    | <b>239</b>   | <b>113</b>   | <b>61</b>    | <b>71</b>    | <b>34</b>    | <b>40</b>  | <b>5</b>   | <b>9</b>          | <b>1.92</b> | <b>...</b>    |
| Median income -----   | \$2 788       | \$2 771      | \$2500-      | \$2 614      | \$2500-      | \$5 385      | \$8 333    | \$26 250   | \$11 250          | ...         | ...           |
| Median selected monthly owner costs as percentage of household income ----- | 50+           | 50+          | 50+          | 50+          | 50+          | 50+          | 50+        | 50+        | 50+               | ...         | ...           |
| With a mortgage -----   | 50+           | 50+          | 50+          | 50+          | 50+          | 50+          | 50+        | 50+        | 50+               | ...         | ...           |
| Not mortgaged -----   | 50+           | 50+          | 50+          | 50+          | 50+          | 50+          | 50+        | 50+        | 50+               | ...         | ...           |
| <b>Renter-occupied housing units</b> -----                                  | <b>19 835</b> | <b>7 461</b> | <b>5 774</b> | <b>3 162</b> | <b>1 887</b> | <b>890</b>   | <b>450</b> | <b>167</b> | <b>44</b>         | <b>1.93</b> | <b>44 335</b> |
| Nonrelatives present -----  | 1 033         | -            | 611          | 265          | 83           | 28           | 20         | 21         | 5                 | 2.35        | 2 836         |
| <b>ROOMS</b>  |               |              |              |              |              |              |            |            |                   |             |               |
| 1 room -----  | 1 008         | 883          | 100          | 9            | 16           | -            | -          | -          | -                 | 1.07        | 1 139         |
| 2 rooms -----   | 1 922         | 1 266        | 410          | 132          | 77           | 18           | 14         | 5          | -                 | 1.26        | 2 921         |
| 3 rooms -----   | 6 106         | 3 452        | 1 908        | 498          | 187          | 43           | 18         | -          | -                 | 1.38        | 9 658         |
| 4 rooms -----   | 5 808         | 1 391        | 2 125        | 1 254        | 615          | 265          | 88         | 48         | 22                | 2.21        | 14 011        |
| 5 rooms -----   | 3 362         | 362          | 924          | 872          | 618          | 351          | 183        | 42         | 10                | 2.95        | 10 530        |
| 6 rooms -----   | 1 215         | 86           | 271          | 291          | 270          | 172          | 88         | 25         | 12                | 3.36        | 4 459         |
| 7 or more rooms -----   | 414           | 21           | 36           | 106          | 104          | 41           | 59         | 47         | -                 | 3.92        | 1 617         |
| Median -----  | 3.7           | 3.0          | 3.7          | 4.3          | 4.6          | 4.8          | 5.1        | 5.2        | 4.5               | ...         | ...           |
| <b>PLUMBING FACILITIES BY PERSONS PER ROOM</b>                              |               |              |              |              |              |              |            |            |                   |             |               |
| <b>Complete plumbing for exclusive use</b> -----                            | <b>19 202</b> | <b>7 149</b> | <b>5 670</b> | <b>3 055</b> | <b>1 835</b> | <b>837</b>   | <b>445</b> | <b>167</b> | <b>44</b>         | <b>1.93</b> | <b>43 074</b> |
| 1.00 or less -----  | 17 925        | 7 149        | 5 570        | 2 921        | 1 555        | 536          | 147        | 47         | -                 | 1.83        | 37 190        |
| 1.01 to 1.50 -----  | 897           | -            | -            | 125          | 187          | 240          | 266        | 67         | 12                | 5.07        | 4 253         |
| 1.51 or more -----  | 380           | -            | 100          | 9            | 93           | 51           | 32         | 53         | 32                | 4.37        | 1 631         |
| <b>Lacking complete plumbing for exclusive use</b> -----                    | <b>633</b>    | <b>312</b>   | <b>104</b>   | <b>107</b>   | <b>52</b>    | <b>53</b>    | <b>5</b>   | <b>-</b>   | <b>-</b>          | <b>1.54</b> | <b>1 261</b>  |
| 1.00 or less -----  | 596           | 312          | 104          | 100          | 52           | 28           | -          | -          | -                 | 1.46        | 1 100         |
| 1.01 to 1.50 -----  | 37            | -            | -            | 7            | 25           | 5            | -          | -          | -                 | 4.96        | 161           |
| 1.51 or more -----  | -             | -            | -            | -            | -            | -            | -          | -          | -                 | -           | -             |
| <b>UNITS IN STRUCTURE</b>   |               |              |              |              |              |              |            |            |                   |             |               |
| 1, detached or attached -----   | 664           | 109          | 159          | 123          | 100          | 72           | 72         | 29         | -                 | 3.02        | 2 217         |
| 2 -----   | 4 785         | 735          | 1 403        | 1 140        | 790          | 428          | 196        | 77         | 16                | 2.72        | 14 026        |
| 3 and 4 -----   | 3 501         | 964          | 1 020        | 729          | 485          | 203          | 48         | 24         | 28                | 2.27        | 8 634         |
| 5 to 9 -----  | 2 097         | 774          | 504          | 423          | 231          | 104          | 45         | 16         | -                 | 2.04        | 4 873         |
| 10 to 49 -----  | 5 464         | 2 959        | 1 694        | 491          | 194          | 38           | 67         | 21         | -                 | 1.42        | 9 310         |
| 50 or more -----  | 3 313         | 1 909        | 994          | 256          | 87           | 45           | 22         | -          | -                 | 1.37        | 5 262         |
| Mobile home or trailer, etc. -----  | 11            | 11           | -            | -            | -            | -            | -          | -          | -                 | 1.00        | 13            |
| <b>GROSS RENT</b>   |               |              |              |              |              |              |            |            |                   |             |               |
| <b>Specified renter-occupied housing units</b> -----                        | <b>19 774</b> | <b>7 446</b> | <b>5 754</b> | <b>3 148</b> | <b>1 877</b> | <b>890</b>   | <b>448</b> | <b>167</b> | <b>44</b>         | <b>1.92</b> | <b>44 163</b> |
| Less than \$100 -----   | 690           | 579          | 60           | 26           | 6            | 13           | -          | -          | -                 | 1.10        | 828           |
| \$100 to \$149 -----  | 747           | 419          | 197          | 78           | 36           | 9            | -          | -          | -                 | 1.39        | 1 395         |
| \$150 to \$199 -----  | 2 077         | 1 134        | 513          | 251          | 110          | 54           | 15         | -          | -                 | 1.42        | 3 639         |
| \$200 to \$249 -----  | 4 773         | 2 069        | 1 285        | 692          | 420          | 184          | 82         | 30         | 11                | 1.75        | 9 746         |
| \$250 to \$299 -----  | 5 722         | 1 904        | 1 949        | 924          | 549          | 268          | 79         | 37         | 12                | 1.99        | 12 754        |
| \$300 to \$349 -----  | 3 161         | 845          | 906          | 647          | 428          | 187          | 104        | 28         | 16                | 2.31        | 8 126         |
| \$350 to \$399 -----  | 1 419         | 264          | 486          | 321          | 180          | 82           | 74         | 7          | 5                 | 2.42        | 3 869         |
| \$400 to \$499 -----  | 664           | 128          | 190          | 121          | 96           | 62           | 17         | 50         | -                 | 2.62        | 2 136         |
| \$500 or more -----   | 124           | 22           | 34           | 20           | 9            | 21           | 18         | -          | -                 | 2.80        | 445           |
| No cash rent -----  | 397           | 82           | 134          | 68           | 43           | 17           | 38         | 15         | -                 | 2.37        | 1 225         |
| Median -----  | \$262         | \$239        | \$271        | \$276        | \$283        | \$281        | \$304      | \$316      | \$273             | ...         | ...           |
| <b>SELECTED CHARACTERISTICS</b>   |               |              |              |              |              |              |            |            |                   |             |               |
| <b>All income levels in 1979</b> -----                                      | <b>19 835</b> | <b>7 461</b> | <b>5 774</b> | <b>3 162</b> | <b>1 887</b> | <b>890</b>   | <b>450</b> | <b>167</b> | <b>44</b>         | <b>1.93</b> | <b>44 335</b> |
| Median income -----   | \$13 589      | \$8 836      | \$15 759     | \$17 918     | \$18 773     | \$18 393     | \$17 547   | \$18 819   | \$9 500           | ...         | ...           |
| Median gross rent as percentage of household income -----                   | 23.1          | 28.8         | 20.7         | 19.5         | 19.3         | 20.3         | 20.8       | 20.6       | 50+               | ...         | ...           |
| <b>Income in 1979 below poverty level</b> -----                             | <b>3 144</b>  | <b>1 386</b> | <b>641</b>   | <b>489</b>   | <b>249</b>   | <b>201</b>   | <b>108</b> | <b>46</b>  | <b>23</b>         | <b>1.79</b> | <b>...</b>    |
| Median income -----   | \$2 943       | \$2500-      | \$2 775      | \$3 530      | \$4 113      | \$5 399      | \$6 875    | \$7 143    | \$4 097           | ...         | ...           |
| Median gross rent as percentage of household income -----                   | 50+           | 50+          | 50+          | 50+          | 50+          | 50+          | 50.0       | 50+        | 50+               | ...         | ...           |





**Table C — 24. Age and Sex of Householder in One-Person Households for Owner- and Renter-Occupied Housing Units With a White Householder: 1980**

[Data are estimates based on a sample, see Introduction. For meaning of symbols, see Introduction. For definitions of terms, see appendixes A and B.]

| Elizabeth city  | Male householder |                |                |                |                |                   | Female householder |                |                |                |                |                   |              |
|---|------------------|----------------|----------------|----------------|----------------|-------------------|--------------------|----------------|----------------|----------------|----------------|-------------------|--------------|
|   | Total            | 15 to 24 years | 25 to 34 years | 35 to 44 years | 45 to 64 years | 65 years and over | Total              | 15 to 24 years | 25 to 34 years | 35 to 44 years | 45 to 64 years | 65 years and over |              |
| <b>Owner-occupied housing units</b> .....   | <b>1 551</b>     | <b>520</b>     | <b>12</b>      | <b>47</b>      | <b>10</b>      | <b>153</b>        | <b>298</b>         | <b>1 031</b>   | <b>6</b>       | <b>6</b>       | <b>14</b>      | <b>301</b>        | <b>704</b>   |
| <b>PLUMBING FACILITIES</b>  |                  |                |                |                |                |                   |                    |                |                |                |                |                   |              |
| Complete plumbing for exclusive use .....   | 1 513            | 500            | 12             | 47             | 10             | 133               | 298                | 1 013          | 6              | 6              | 14             | 301               | 686          |
| Lacking complete plumbing for exclusive use .....                                   | 38               | 20             | —              | —              | —              | 20                | —                  | 18             | —              | —              | —              | —                 | 18           |
| <b>UNITS IN STRUCTURE</b>   |                  |                |                |                |                |                   |                    |                |                |                |                |                   |              |
| 1, detached or attached .....   | 699              | 230            | 6              | 22             | 4              | 55                | 143                | 469            | —              | —              | 8              | 152               | 309          |
| 2 or more .....   | 852              | 290            | 6              | 25             | 6              | 98                | 155                | 562            | 6              | 6              | 6              | 149               | 395          |
| Mobile home or trailer, etc. ....   | —                | —              | —              | —              | —              | —                 | —                  | —              | —              | —              | —              | —                 | —            |
| <b>HOUSEHOLD INCOME IN 1979</b>   |                  |                |                |                |                |                   |                    |                |                |                |                |                   |              |
| Less than \$5,000 .....   | 533              | 139            | —              | 8              | —              | 35                | 96                 | 394            | —              | —              | —              | 62                | 332          |
| \$5,000 to \$9,999 .....  | 455              | 123            | —              | —              | —              | 27                | 96                 | 332            | 6              | —              | —              | 106               | 220          |
| \$10,000 to \$12,499 .....  | 185              | 75             | 6              | 8              | —              | 17                | 44                 | 110            | —              | 6              | 8              | 37                | 59           |
| \$12,500 to \$14,999 .....  | 60               | 17             | —              | 6              | —              | 6                 | 5                  | 43             | —              | —              | —              | 19                | 18           |
| \$15,000 to \$19,999 .....  | 128              | 29             | —              | —              | —              | 23                | 6                  | 99             | —              | —              | 6              | 49                | 50           |
| \$20,000 to \$24,999 .....  | 83               | 59             | —              | 13             | 4              | 15                | 27                 | 24             | —              | —              | —              | 19                | 5            |
| \$25,000 to \$34,999 .....  | 67               | 50             | 6              | 6              | 6              | 23                | 9                  | 17             | —              | —              | —              | 9                 | 8            |
| \$35,000 to \$49,999 .....  | 26               | 21             | —              | 6              | —              | —                 | 15                 | 5              | —              | —              | —              | —                 | 5            |
| \$50,000 or more .....  | 14               | 7              | —              | —              | —              | —                 | 7                  | 7              | —              | —              | —              | —                 | 7            |
| Median .....  | \$7 296          | \$9 917        | \$21 250       | \$20 469       | \$27 917       | \$12 132          | \$7 663            | \$6 511        | \$6 250        | \$11 250       | \$12 188       | \$9 246           | \$5 340      |
| Mean .....  | \$10 687         | \$13 729       | \$20 540       | \$19 303       | \$26 031       | \$16 464          | \$10 759           | \$9 153        | \$5 205        | \$10 005       | \$11 630       | \$10 345          | \$8 620      |
| <b>MORTGAGE STATUS AND SELECTED MONTHLY OWNER COSTS</b>                             |                  |                |                |                |                |                   |                    |                |                |                |                |                   |              |
| <b>Specified owner-occupied housing units</b> .....                                 | <b>660</b>       | <b>210</b>     | <b>6</b>       | <b>22</b>      | <b>4</b>       | <b>49</b>         | <b>129</b>         | <b>450</b>     | <b>—</b>       | <b>—</b>       | <b>8</b>       | <b>147</b>        | <b>295</b>   |
| <b>With a mortgage</b> .....  | <b>93</b>        | <b>53</b>      | <b>6</b>       | <b>14</b>      | <b>4</b>       | <b>22</b>         | <b>7</b>           | <b>40</b>      | <b>—</b>       | <b>—</b>       | <b>—</b>       | <b>22</b>         | <b>18</b>    |
| Less than \$200 .....   | —                | —              | —              | —              | —              | —                 | —                  | —              | —              | —              | —              | —                 | —            |
| \$200 to \$249 .....  | 15               | 8              | —              | —              | —              | 8                 | —                  | 7              | —              | —              | —              | 7                 | —            |
| \$250 to \$299 .....  | 5                | —              | —              | —              | —              | —                 | —                  | 5              | —              | —              | —              | —                 | 5            |
| \$300 to \$349 .....  | 21               | 6              | 6              | —              | —              | —                 | —                  | 15             | —              | —              | —              | 15                | —            |
| \$350 to \$399 .....  | 29               | 21             | —              | 8              | —              | —                 | 7                  | 8              | —              | —              | —              | 8                 | —            |
| \$400 to \$499 .....  | 5                | —              | —              | —              | —              | —                 | —                  | 5              | —              | —              | —              | —                 | 5            |
| \$500 to \$599 .....  | 8                | 8              | —              | —              | —              | 8                 | —                  | —              | —              | —              | —              | —                 | —            |
| \$600 to \$749 .....  | 10               | 10             | —              | 6              | 4              | —                 | —                  | —              | —              | —              | —              | —                 | —            |
| \$750 or more .....   | —                | —              | —              | —              | —              | —                 | —                  | —              | —              | —              | —              | —                 | —            |
| Median .....  | \$359            | \$380          | \$325          | \$394          | \$675          | \$375             | \$375              | \$327          | —              | —              | —              | \$313             | \$375        |
| <b>Not mortgaged</b> .....  | <b>567</b>       | <b>157</b>     | <b>—</b>       | <b>8</b>       | <b>—</b>       | <b>27</b>         | <b>122</b>         | <b>410</b>     | <b>—</b>       | <b>—</b>       | <b>8</b>       | <b>125</b>        | <b>277</b>   |
| Less than \$50 .....  | —                | —              | —              | —              | —              | —                 | —                  | —              | —              | —              | —              | —                 | —            |
| \$50 to \$74 .....  | —                | —              | —              | —              | —              | —                 | —                  | —              | —              | —              | —              | —                 | —            |
| \$75 to \$99 .....  | 25               | 5              | —              | —              | —              | —                 | 5                  | 20             | —              | —              | —              | —                 | 20           |
| \$100 to \$124 .....  | 25               | 5              | —              | —              | —              | —                 | 5                  | 20             | —              | —              | —              | —                 | 20           |
| \$125 to \$149 .....  | 36               | 4              | —              | —              | —              | 4                 | —                  | 32             | —              | —              | —              | 15                | 17           |
| \$150 to \$199 .....  | 153              | 38             | —              | —              | —              | 4                 | 34                 | 115            | —              | —              | 8              | 35                | 72           |
| \$200 to \$249 .....  | 140              | 37             | —              | —              | —              | —                 | 37                 | 103            | —              | —              | —              | 17                | 86           |
| \$250 or more .....   | 188              | 68             | —              | 8              | —              | 19                | 41                 | 120            | —              | —              | —              | 38                | 82           |
| Median .....  | \$216            | \$236          | —              | \$250+         | —              | \$250+            | \$223              | \$209          | —              | —              | \$175          | \$189             | \$217        |
| <b>SELECTED CHARACTERISTICS</b>   |                  |                |                |                |                |                   |                    |                |                |                |                |                   |              |
| Median selected monthly owner costs as percentage of household income in 1979 ..... | 33.9             | 34.7           | 45.0           | 50+            | 32.5           | 21.5              | 32.5               | 33.5           | —              | —              | 22.5           | 25.7              | 44.4         |
| With a mortgage .....   | 47.5             | 46.1           | 45.0           | 48.8           | 32.5           | 32.5              | 50+                | 50+            | —              | —              | —              | 38.3              | 50+          |
| Not mortgaged .....   | 30.9             | 27.5           | —              | 50+            | —              | 18.1              | 30.0               | 31.6           | —              | —              | 22.5           | 24.5              | 43.6         |
| Income in 1979 below poverty level .....  | 239              | 73             | —              | 8              | —              | 28                | 37                 | 166            | —              | —              | —              | 32                | 134          |
| Percent below poverty level .....   | 15.4             | 14.0           | —              | 17.0           | —              | 18.3              | 12.4               | 16.1           | —              | —              | —              | 10.6              | 19.0         |
| <b>Renter-occupied housing units</b> .....  | <b>7 461</b>     | <b>3 017</b>   | <b>309</b>     | <b>609</b>     | <b>501</b>     | <b>953</b>        | <b>645</b>         | <b>4 444</b>   | <b>216</b>     | <b>649</b>     | <b>255</b>     | <b>1 094</b>      | <b>2 230</b> |
| <b>PLUMBING FACILITIES</b>  |                  |                |                |                |                |                   |                    |                |                |                |                |                   |              |
| Complete plumbing for exclusive use .....   | 7 149            | 2 823          | 276            | 609            | 460            | 875               | 603                | 4 326          | 216            | 620            | 255            | 1 087             | 2 148        |
| Lacking complete plumbing for exclusive use .....                                   | 312              | 194            | 33             | —              | 41             | 78                | 42                 | 118            | —              | 29             | —              | 7                 | 82           |
| <b>UNITS IN STRUCTURE</b>   |                  |                |                |                |                |                   |                    |                |                |                |                |                   |              |
| 1, detached or attached .....   | 109              | 70             | 5              | 8              | 35             | 16                | 6                  | 39             | —              | —              | 5              | 10                | 24           |
| 2 .....   | 735              | 282            | 53             | 25             | 43             | 67                | 94                 | 453            | 6              | 100            | 34             | 162               | 151          |
| 3 and 4 .....   | 964              | 433            | 58             | 80             | 55             | 135               | 105                | 531            | 31             | 89             | 13             | 166               | 232          |
| 5 to 9 .....  | 774              | 292            | 36             | 46             | 16             | 119               | 75                 | 482            | 28             | 45             | 30             | 152               | 227          |
| 10 to 49 .....  | 2 959            | 1 349          | 135            | 341            | 266            | 416               | 191                | 1 610          | 124            | 326            | 134            | 404               | 622          |
| 50 or more .....  | 1 909            | 585            | 22             | 109            | 86             | 194               | 174                | 1 324          | 27             | 89             | 39             | 195               | 974          |
| Mobile home or trailer, etc. ....   | 11               | 6              | —              | —              | —              | 6                 | —                  | 5              | —              | —              | —              | 5                 | —            |
| <b>HOUSEHOLD INCOME IN 1979</b>   |                  |                |                |                |                |                   |                    |                |                |                |                |                   |              |
| Less than \$5,000 .....   | 2 298            | 558            | 58             | 59             | 64             | 157               | 220                | 1 740          | 26             | 109            | 69             | 323               | 1 213        |
| \$5,000 to \$9,999 .....  | 1 834            | 645            | 98             | 88             | 59             | 184               | 216                | 1 189          | 73             | 117            | 34             | 306               | 659          |
| \$10,000 to \$12,499 .....  | 919              | 336            | 65             | 75             | 54             | 78                | 64                 | 583            | 77             | 137            | 36             | 215               | 118          |
| \$12,500 to \$14,999 .....  | 676              | 301            | 23             | 90             | 43             | 107               | 38                 | 375            | 20             | 125            | 34             | 120               | 76           |
| \$15,000 to \$19,999 .....  | 901              | 548            | 33             | 185            | 115            | 172               | 43                 | 353            | 14             | 115            | 60             | 71                | 93           |
| \$20,000 to \$24,999 .....  | 409              | 285            | 32             | 54             | 87             | 104               | 8                  | 124            | 6              | 41             | 16             | 27                | 34           |
| \$25,000 to \$34,999 .....  | 264              | 220            | —              | 4              | 31             | 92                | 32                 | 44             | —              | 5              | —              | 32                | 7            |
| \$35,000 to \$49,999 .....  | 109              | 80             | —              | —              | —              | 32                | 13                 | 29             | —              | —              | —              | —                 | 23           |
| \$50,000 or more .....  | 51               | 44             | —              | —              | —              | 27                | 11                 | 7              | —              | —              | —              | —                 | 7            |
| Median .....  | \$8 836          | \$12 273       | \$9 922        | \$14 792       | \$16 906       | \$13 843          | \$6 534            | \$6 956        | \$10 292       | \$11 797       | \$11 701       | \$8 835           | \$4 753      |
| Mean .....  | \$10 543         | \$13 893       | \$9 815        | \$14 353       | \$16 732       | \$15 781          | \$10 419           | \$8 269        | \$9 479        | \$11 155       | \$11 481       | \$8 870           | \$6 650      |
| <b>GROSS RENT</b>   |                  |                |                |                |                |                   |                    |                |                |                |                |                   |              |
| <b>Specified renter-occupied housing units</b> .....                                | <b>7 446</b>     | <b>3 011</b>   | <b>309</b>     | <b>609</b>     | <b>495</b>     | <b>953</b>        | <b>645</b>         | <b>4 435</b>   | <b>216</b>     | <b>649</b>     | <b>250</b>     | <b>1 090</b>      | <b>2 230</b> |
| Less than \$100 .....   | 579              | 94             | —              | —              | 3              | 32                | 59                 | 485            | —              | —              | 6              | 40                | 439          |
| \$100 to \$149 .....  | 419              | 229            | 42             | 23             | 28             | 78                | 58                 | 190            | 13             | 16             | 24             | 48                | 89           |
| \$150 to \$199 .....  | 1 134            | 553            | 47             | 68             | 101            | 191               | 146                | 581            | 13             | 72             | 24             | 172               | 300          |
| \$200 to \$249 .....  | 2 069            | 797            | 63             | 171            | 131            | 246               | 186                | 1 272          | 79             | 199            | 86             | 356               | 552          |
| \$250 to \$299 .....  | 1 904            | 819            | 105            | 240            | 152            | 235               | 87                 | 1 085          | 66             | 247            | 48             | 245               | 479          |
| \$300 to \$349 .....  | 845              | 320            | 33             | 76             | 37             | 120               | 54                 | 525            | 32             | 95             | 56             | 150               | 192          |
| \$350 to \$399 .....  | 264              | 99             | —              | 15             | 23             | 33                | 28                 | 165            | 13             | 14             | 6              | 54                | 78           |
| \$400 to \$499 .....  | 128              | 46             | 14             | 10             | 10             | 7                 | 5                  | 82             | —              | 6              | —              | 25                | 51           |
| \$500 or more .....   | 22               | 22             | 5              | —              | —              | 11                | 6                  | —              | —              | —              | —              | —                 | —            |
| No cash rent .....  | 82               | 32             | —              | 6              | 10             | —                 | 16                 | 50             | —              | —              | —              | —                 | 50           |
| Median .....  | \$239            | \$239          | \$251          | \$256          | \$242          | \$235             | \$213              | \$238          | \$253          | \$257          | \$243          | \$241             | \$228        |
| <b>SELECTED CHARACTERISTICS</b>   |                  |                |                |                |                |                   |                    |                |                |                |                |                   |              |
| Median gross rent as percentage of household income in 1979 .....                   | 28.8             | 23.0           | 29.3           | 21.9           | 18.0           | 19.8              | 31.4               | 32.8           | 30.6           | 26.2           | 25.9           | 32.9              | 37.7         |
| Income in 1979 below poverty level .....  | 1 386            | 367            | 53             | 53             | 48             | 114               | 99                 | 1 019          | 26             | 71             | 62             | 246               | 614          |
| Percent below poverty level .....   | 18.6             | 12.2           | 17.2           | 8.7            | 9.6            | 12.0              | 15.3               | 22.9           | 12.0           | 10.9           | 24.3           | 22.5              | 27.5         |



Table C-25. Value of Owner-Occupied Housing Units With a Black Householder: 1980

(Data are estimates based on a sample, see Introduction. For meaning of symbols, see Introduction. For definitions of terms, see appendixes A and B)

| Elizabeth city  | Total           | Less than \$10,000 | \$10,000 to \$19,999 | \$20,000 to \$29,999 | \$30,000 to \$39,999 | \$40,000 to \$49,999 | \$50,000 to \$59,999 | \$60,000 to \$79,999 | \$80,000 to \$99,999 | \$100,000 to \$149,999 | \$150,000 or more | Median (dollars) | Mean (dollars) |
|---|-----------------|--------------------|----------------------|----------------------|----------------------|----------------------|----------------------|----------------------|----------------------|------------------------|-------------------|------------------|----------------|
| <b>Specified owner-occupied housing units</b> -----   | <b>427</b>      | —                  | <b>31</b>            | <b>98</b>            | <b>146</b>           | <b>109</b>           | <b>30</b>            | <b>13</b>            | —                    | —                      | —                 | <b>35 000</b>    | <b>36 300</b>  |
| <b>HOUSEHOLD TYPE AND AGE OF HOUSEHOLDER</b>  |                 |                    |                      |                      |                      |                      |                      |                      |                      |                        |                   |                  |                |
| <b>Married-couple families</b> -----  | <b>236</b>      | —                  | <b>4</b>             | <b>47</b>            | <b>89</b>            | <b>67</b>            | <b>22</b>            | <b>7</b>             | —                    | —                      | —                 | <b>36 200</b>    | <b>37 900</b>  |
| 15 to 24 years -----  | —               | —                  | —                    | —                    | —                    | —                    | —                    | —                    | —                    | —                      | —                 | —                | —              |
| 25 to 34 years -----  | 12              | —                  | —                    | —                    | 6                    | —                    | 6                    | —                    | —                    | —                      | —                 | 42 500           | 42 500         |
| 35 to 44 years -----  | 50              | —                  | —                    | —                    | 29                   | 11                   | 10                   | —                    | —                    | —                      | —                 | 38 200           | 41 000         |
| 45 to 64 years -----  | 157             | —                  | 4                    | 35                   | 54                   | 51                   | 6                    | 7                    | —                    | —                      | —                 | 36 000           | 37 100         |
| 65 years and over -----   | 17              | —                  | —                    | 12                   | —                    | 5                    | —                    | —                    | —                    | —                      | —                 | 29 300           | 32 800         |
| <b>Male householder, no wife present</b> -----  | <b>32</b>       | —                  | —                    | <b>8</b>             | <b>7</b>             | <b>17</b>            | —                    | —                    | —                    | —                      | —                 | <b>40 300</b>    | <b>37 300</b>  |
| 15 to 24 years -----  | —               | —                  | —                    | —                    | —                    | —                    | —                    | —                    | —                    | —                      | —                 | —                | —              |
| 25 to 34 years -----  | —               | —                  | —                    | —                    | —                    | —                    | —                    | —                    | —                    | —                      | —                 | —                | —              |
| 35 to 44 years -----  | 18              | —                  | —                    | —                    | 7                    | 11                   | —                    | —                    | —                    | —                      | —                 | 40 900           | 40 600         |
| 45 to 64 years -----  | 14              | —                  | —                    | 8                    | —                    | 6                    | —                    | —                    | —                    | —                      | —                 | 27 200           | 33 200         |
| 65 years and over -----   | —               | —                  | —                    | —                    | —                    | —                    | —                    | —                    | —                    | —                      | —                 | —                | —              |
| <b>Female householder, no husband present</b> -----   | <b>159</b>      | —                  | <b>27</b>            | <b>43</b>            | <b>50</b>            | <b>25</b>            | <b>8</b>             | <b>6</b>             | —                    | —                      | —                 | <b>32 000</b>    | <b>33 700</b>  |
| 15 to 24 years -----  | 6               | —                  | —                    | —                    | —                    | 6                    | —                    | —                    | —                    | —                      | —                 | 47 500           | 47 500         |
| 25 to 34 years -----  | 8               | —                  | —                    | 8                    | —                    | —                    | —                    | —                    | —                    | —                      | —                 | 23 800           | 23 800         |
| 35 to 44 years -----  | 52              | —                  | 4                    | 26                   | 9                    | 13                   | —                    | —                    | —                    | —                      | —                 | 28 000           | 32 200         |
| 45 to 64 years -----  | 47              | —                  | 13                   | 5                    | 15                   | —                    | 8                    | 6                    | —                    | —                      | —                 | 32 500           | 38 700         |
| 65 years and over -----   | 46              | —                  | 10                   | 4                    | 26                   | 6                    | —                    | —                    | —                    | —                      | —                 | 33 500           | 30 300         |
| <b>Median age</b> -----   | <b>49.9</b>     | —                  | <b>62.7</b>          | <b>47.5</b>          | <b>48.8</b>          | <b>52.1</b>          | <b>44.0</b>          | <b>60.4</b>          | —                    | —                      | —                 | ...              | ...            |
| <b>YEAR HOUSEHOLDER MOVED INTO UNIT</b>   |                 |                    |                      |                      |                      |                      |                      |                      |                      |                        |                   |                  |                |
| 1979 to March 1980 -----  | 13              | —                  | —                    | —                    | 7                    | —                    | 6                    | —                    | —                    | —                      | —                 | 39 600           | 44 400         |
| 1975 to 1978 -----  | 43              | —                  | —                    | 4                    | 5                    | 15                   | 6                    | 13                   | —                    | —                      | —                 | 48 200           | 52 000         |
| 1970 to 1974 -----  | 75              | —                  | —                    | 12                   | 38                   | 20                   | 5                    | —                    | —                    | —                      | —                 | 34 400           | 36 800         |
| 1960 to 1969 -----  | 156             | —                  | 13                   | 40                   | 52                   | 46                   | 5                    | —                    | —                    | —                      | —                 | 35 300           | 34 300         |
| 1959 or earlier -----   | 140             | —                  | 18                   | 42                   | 44                   | 28                   | 8                    | —                    | —                    | —                      | —                 | 31 900           | 32 700         |
| <b>ROOMS</b>  |                 |                    |                      |                      |                      |                      |                      |                      |                      |                        |                   |                  |                |
| 1 to 3 rooms -----  | 5               | —                  | —                    | —                    | —                    | —                    | 5                    | —                    | —                    | —                      | —                 | 52 500           | 52 500         |
| 4 rooms -----   | 31              | —                  | 8                    | 9                    | 7                    | —                    | —                    | —                    | —                    | —                      | —                 | 29 600           | 31 300         |
| 5 rooms -----   | 75              | —                  | —                    | 39                   | 19                   | 17                   | —                    | —                    | —                    | —                      | —                 | 29 300           | 32 200         |
| 6 rooms -----   | 169             | —                  | 13                   | 38                   | 76                   | 31                   | 11                   | —                    | —                    | —                      | —                 | 34 000           | 34 400         |
| 7 rooms -----   | 54              | —                  | —                    | —                    | 11                   | 24                   | 6                    | 13                   | —                    | —                      | —                 | 46 000           | 50 300         |
| 8 or more rooms -----   | 93              | —                  | 10                   | 12                   | 33                   | 30                   | 8                    | —                    | —                    | —                      | —                 | 37 200           | 35 800         |
| <b>Median</b> -----   | <b>6.1</b>      | —                  | <b>6.1</b>           | <b>5.5</b>           | <b>6.1</b>           | <b>6.5</b>           | <b>6.4</b>           | <b>7.0</b>           | —                    | —                      | —                 | ...              | ...            |
| <b>BEDROOMS</b>   |                 |                    |                      |                      |                      |                      |                      |                      |                      |                        |                   |                  |                |
| None -----  | 9               | —                  | —                    | —                    | —                    | —                    | —                    | —                    | —                    | —                      | —                 | —                | —              |
| 1 -----   | 9               | —                  | —                    | 9                    | —                    | —                    | —                    | —                    | —                    | —                      | —                 | 28 800           | 28 800         |
| 2 -----   | 51              | —                  | 12                   | 9                    | 13                   | 12                   | 5                    | —                    | —                    | —                      | —                 | 36 700           | 33 300         |
| 3 -----   | 235             | —                  | 19                   | 61                   | 79                   | 44                   | 19                   | 13                   | —                    | —                      | —                 | 34 200           | 36 700         |
| 4 -----   | 84              | —                  | —                    | 19                   | 21                   | 38                   | 6                    | —                    | —                    | —                      | —                 | 40 400           | 37 400         |
| 5 or more -----   | 48              | —                  | —                    | —                    | 33                   | 15                   | —                    | —                    | —                    | —                      | —                 | 37 000           | 37 200         |
| <b>YEAR STRUCTURE BUILT</b>   |                 |                    |                      |                      |                      |                      |                      |                      |                      |                        |                   |                  |                |
| 1975 to March 1980 -----  | —               | —                  | —                    | —                    | —                    | —                    | —                    | —                    | —                    | —                      | —                 | —                | —              |
| 1970 to 1974 -----  | 13              | —                  | —                    | —                    | 13                   | —                    | —                    | —                    | —                    | —                      | —                 | 32 500           | 32 500         |
| 1960 to 1969 -----  | 6               | —                  | —                    | —                    | 6                    | —                    | —                    | —                    | —                    | —                      | —                 | 37 500           | 37 500         |
| 1950 to 1959 -----  | 55              | —                  | —                    | 12                   | 5                    | 20                   | 11                   | 7                    | —                    | —                      | —                 | 43 800           | 45 300         |
| 1940 to 1949 -----  | 59              | —                  | —                    | 18                   | 19                   | 10                   | 6                    | 6                    | —                    | —                      | —                 | 35 300           | 40 000         |
| 1939 or earlier -----   | 294             | —                  | 31                   | 68                   | 103                  | 79                   | 13                   | —                    | —                    | —                      | —                 | 34 000           | 34 000         |
| <b>HOUSEHOLD INCOME IN 1979</b>   |                 |                    |                      |                      |                      |                      |                      |                      |                      |                        |                   |                  |                |
| Less than \$5,000 -----   | 25              | —                  | 10                   | 9                    | 6                    | —                    | —                    | —                    | —                    | —                      | —                 | 26 600           | 24 000         |
| \$5,000 to \$9,999 -----  | 42              | —                  | 8                    | —                    | 15                   | 11                   | 8                    | —                    | —                    | —                      | —                 | 38 900           | 38 300         |
| \$10,000 to \$14,999 -----  | 40              | —                  | —                    | 9                    | 7                    | 24                   | —                    | —                    | —                    | —                      | —                 | 41 400           | 38 900         |
| \$12,500 to \$14,999 -----  | 34              | —                  | —                    | 17                   | 10                   | 7                    | —                    | —                    | —                    | —                      | —                 | 30 000           | 32 400         |
| \$15,000 to \$19,999 -----  | 64              | —                  | 4                    | 21                   | 19                   | 15                   | 5                    | —                    | —                    | —                      | —                 | 32 900           | 34 200         |
| \$20,000 to \$24,999 -----  | 64              | —                  | 9                    | 9                    | 28                   | 6                    | 12                   | —                    | —                    | —                      | —                 | 32 900           | 34 700         |
| \$25,000 to \$34,999 -----  | 73              | —                  | —                    | 20                   | 25                   | 15                   | —                    | 13                   | —                    | —                      | —                 | 37 900           | 41 700         |
| \$35,000 to \$49,999 -----  | 80              | —                  | —                    | 8                    | 36                   | 31                   | 5                    | —                    | —                    | —                      | —                 | 38 300           | 38 300         |
| \$50,000 or more -----  | 5               | —                  | —                    | 5                    | —                    | —                    | —                    | —                    | —                    | —                      | —                 | 23 800           | 23 800         |
| <b>Median</b> -----   | <b>\$20 379</b> | —                  | <b>\$6 719</b>       | <b>\$19 167</b>      | <b>\$21 667</b>      | <b>\$18 438</b>      | <b>\$20 417</b>      | <b>\$27 321</b>      | —                    | —                      | —                 | ...              | ...            |
| <b>Mean</b> -----   | <b>\$21 842</b> | —                  | <b>\$10 228</b>      | <b>\$21 215</b>      | <b>\$23 572</b>      | <b>\$23 066</b>      | <b>\$19 980</b>      | <b>\$28 875</b>      | —                    | —                      | —                 | ...              | ...            |
| <b>MORTGAGE STATUS AND SELECTED MONTHLY OWNER COSTS AS PERCENTAGE OF HOUSEHOLD INCOME IN 1979</b> |                 |                    |                      |                      |                      |                      |                      |                      |                      |                        |                   |                  |                |
| <b>With a mortgage</b> -----  | <b>290</b>      | —                  | <b>13</b>            | <b>65</b>            | <b>109</b>           | <b>79</b>            | <b>11</b>            | <b>13</b>            | —                    | —                      | —                 | <b>36 000</b>    | <b>36 900</b>  |
| Less than 15 percent -----  | 79              | —                  | —                    | 5                    | 43                   | 31                   | —                    | —                    | —                    | —                      | —                 | 38 000           | 37 600         |
| 15 to 19 percent -----  | 49              | —                  | —                    | 31                   | 10                   | 8                    | —                    | —                    | —                    | —                      | —                 | 28 600           | 31 100         |
| 20 to 24 percent -----  | 49              | —                  | 13                   | 4                    | 20                   | 6                    | —                    | 6                    | —                    | —                      | —                 | 32 700           | 35 600         |
| 25 to 29 percent -----  | 33              | —                  | —                    | 5                    | 6                    | 15                   | —                    | 7                    | —                    | —                      | —                 | 41 800           | 45 000         |
| 30 to 34 percent -----  | 53              | —                  | —                    | 20                   | 11                   | 11                   | —                    | 11                   | —                    | —                      | —                 | 38 000           | 37 400         |
| 35 percent or more -----  | 27              | —                  | —                    | —                    | 19                   | 8                    | —                    | —                    | —                    | —                      | —                 | 36 900           | 37 100         |
| Not computed -----  | —               | —                  | —                    | —                    | —                    | —                    | —                    | —                    | —                    | —                      | —                 | —                | —              |
| <b>Median</b> -----   | <b>21.7</b>     | —                  | <b>22.5</b>          | <b>19.4</b>          | <b>20.4</b>          | <b>20.4</b>          | <b>32.5</b>          | <b>25.4</b>          | —                    | —                      | —                 | ...              | ...            |
| <b>Not mortgaged</b> -----  | <b>137</b>      | —                  | <b>18</b>            | <b>33</b>            | <b>37</b>            | <b>30</b>            | <b>19</b>            | —                    | —                    | —                      | —                 | <b>33 200</b>    | <b>35 000</b>  |
| Less than 10 percent -----  | 16              | —                  | —                    | —                    | 11                   | —                    | 5                    | —                    | —                    | —                      | —                 | 36 300           | 41 600         |
| 10 to 14 percent -----  | 43              | —                  | —                    | 15                   | 13                   | 9                    | 6                    | —                    | —                    | —                      | —                 | 32 500           | 34 700         |
| 15 to 19 percent -----  | 9               | —                  | —                    | 9                    | —                    | —                    | —                    | —                    | —                    | —                      | —                 | 28 800           | 28 800         |
| 20 to 24 percent -----  | 12              | —                  | —                    | —                    | 7                    | 5                    | —                    | —                    | —                    | —                      | —                 | 34 300           | 36 700         |
| 25 to 29 percent -----  | 6               | —                  | —                    | —                    | —                    | 6                    | —                    | —                    | —                    | —                      | —                 | 42 500           | 42 500         |
| 30 to 34 percent -----  | —               | —                  | —                    | —                    | —                    | —                    | —                    | —                    | —                    | —                      | —                 | —                | —              |
| 35 percent or more -----  | 47              | —                  | 18                   | 5                    | 6                    | 10                   | 8                    | —                    | —                    | —                      | —                 | 35 400           | 33 600         |
| Not computed -----  | 4               | —                  | —                    | 4                    | —                    | —                    | —                    | —                    | —                    | —                      | —                 | 26 300           | 26 300         |
| <b>Median</b> -----   | <b>19.2</b>     | —                  | <b>50+</b>           | <b>14.8</b>          | <b>12.9</b>          | <b>25.8</b>          | <b>13.8</b>          | —                    | —                    | —                      | —                 | ...              | ...            |
| <b>SELECTED CHARACTERISTICS</b>   |                 |                    |                      |                      |                      |                      |                      |                      |                      |                        |                   |                  |                |
| <b>Complete plumbing for exclusive use</b> -----  | <b>427</b>      | —                  | <b>31</b>            | <b>98</b>            | <b>146</b>           | <b>109</b>           | <b>30</b>            | <b>13</b>            | —                    | —                      | —                 | <b>35 000</b>    | <b>36 300</b>  |
| 1.01 or more persons per room -----   | 62              | —                  | —                    | 17                   | 23                   | 17                   | 5                    | —                    | —                    | —                      | —                 | 34 100           | 35 800         |
| <b>Lacking complete plumbing for exclusive use</b> -----  | —               | —                  | —                    | —                    | —                    | —                    | —                    | —                    | —                    | —                      | —                 | —                | —              |
| 1.01 or more persons per room -----   | —               | —                  | —                    | —                    | —                    | —                    | —                    | —                    | —                    | —                      | —                 | —                | —              |
| <b>Heating equipment</b> -----  | <b>427</b>      | —                  | <b>31</b>            | <b>98</b>            | <b>146</b>           | <b>109</b>           | <b>30</b>            | <b>13</b>            | —                    | —                      | —                 | <b>35 000</b>    | <b>36 300</b>  |
| Central heating system -----  | 342             | —                  | 21                   | 63                   | 128                  | 92                   | 25                   | 13                   | —                    | —                      | —                 | 36 300           | 37 500         |
| <b>Air conditioning</b> -----   | <b>266</b>      | —                  | <b>23</b>            | <b>77</b>            | <b>86</b>            | <b>61</b>            | <b>12</b>            | <b>7</b>             | —                    | —                      | —                 | <b>34 500</b>    | <b>34 700</b>  |
| Central system -----  | 27              | —                  | —                    | 13                   | 14                   | —                    | —                    | —                    | —                    | —                      | —                 | 35 200           | 32 100         |
| <b>Income in 1979 below poverty level</b> -----   | <b>39</b>       | —                  | <b>18</b>            | <b>4</b>             | <b>6</b>             | <b>11</b>            | —                    | —                    | —                    | —                      | —                 | <b>25 900</b>    | <b>27 500</b>  |
| Percent below poverty level -----   | 9.1             | —                  | 58.1                 | 4.1                  | 4.1                  | 10.1                 | —                    | —                    | —                    | —                      | —                 | ...              | ...            |

Table C-26. Gross Rent of Renter-Occupied Housing Units With a Black Householder: 1980

[Data are estimates based on a sample, see Introduction. For meaning of symbols, see Introduction. For definitions of terms, see appendixes A and B.]

| Elizabeth city  | Total | Less than \$100 | \$100 to \$149 | \$150 to \$199 | \$200 to \$249 | \$250 to \$299 | \$300 to \$349 | \$350 to \$399 | \$400 to \$499 | \$500 or more | No cash rent | Median (dollars) |
|---|-------|-----------------|----------------|----------------|----------------|----------------|----------------|----------------|----------------|---------------|--------------|------------------|
| <b>Specified renter-occupied housing units</b> -----                      | 4 771 | 450             | 315            | 479            | 980            | 1 186          | 859            | 343            | 99             | 37            | 23           | 256              |
| <b>HOUSEHOLD TYPE AND AGE OF HOUSEHOLDER</b>                              |       |                 |                |                |                |                |                |                |                |               |              |                  |
| <b>Married-couple families</b> -----                                      | 1 379 | 54              | 78             | 87             | 244            | 408            | 325            | 117            | 40             | 26            | --           | 280              |
| 15 to 24 years-----   | 108   | 5               | 9              | 16             | 24             | 35             | --             | 14             | 5              | --            | --           | 250              |
| 25 to 34 years-----   | 514   | --              | 23             | 22             | 76             | 198            | 126            | 47             | 22             | --            | --           | 284              |
| 35 to 44 years-----   | 346   | 10              | 9              | 16             | 47             | 64             | 111            | 56             | 7              | 26            | --           | 312              |
| 45 to 64 years-----   | 277   | 16              | 7              | 27             | 65             | 94             | 68             | --             | --             | --            | --           | 260              |
| 65 years and over-----  | 134   | 23              | 30             | 6              | 32             | 17             | 20             | --             | 6              | --            | --           | 211              |
| <b>Male householder, no wife present</b> -----                            | 919   | 33              | 91             | 143            | 207            | 160            | 197            | 44             | 27             | --            | 17           | 244              |
| 15 to 24 years-----   | 161   | 7               | 5              | 20             | 33             | 49             | 29             | 14             | 4              | --            | --           | 277              |
| 25 to 34 years-----   | 283   | 9               | 20             | 37             | 55             | 52             | 77             | 10             | 23             | --            | --           | 265              |
| 35 to 44 years-----   | 165   | --              | 23             | 29             | 35             | 23             | 36             | 14             | --             | --            | 5            | 241              |
| 45 to 64 years-----   | 247   | 17              | 37             | 31             | 75             | 32             | 55             | --             | --             | --            | --           | 231              |
| 65 years and over-----  | 63    | --              | 6              | 26             | 9              | 4              | --             | 6              | --             | --            | 12           | 166              |
| <b>Female householder, no husband present</b> -----                       | 2 473 | 363             | 146            | 249            | 529            | 618            | 337            | 182            | 32             | 11            | 6            | 246              |
| 15 to 24 years-----   | 455   | 28              | 33             | 44             | 120            | 153            | 49             | 28             | --             | --            | --           | 251              |
| 25 to 34 years-----   | 625   | 107             | 28             | 49             | 116            | 230            | 51             | 33             | 11             | --            | --           | 253              |
| 35 to 44 years-----   | 616   | 54              | 27             | 56             | 143            | 130            | 108            | 72             | 21             | 5             | --           | 261              |
| 45 to 64 years-----   | 531   | 94              | 29             | 69             | 102            | 78             | 104            | 49             | --             | 6             | --           | 241              |
| 65 years and over-----  | 246   | 80              | 29             | 31             | 48             | 27             | 25             | --             | --             | --            | 6            | 178              |
| <b>Median age</b> -----   | 36.8  | 45.9            | 41.6           | 41.8           | 37.6           | 32.4           | 38.2           | 36.2           | 33.2           | 38.0          | 72.1         | ...              |
| <b>YEAR HOUSEHOLDER MOVED INTO UNIT</b>                                   |       |                 |                |                |                |                |                |                |                |               |              |                  |
| 1979 to March 1980-----   | 1 415 | 73              | 76             | 152            | 317            | 404            | 198            | 110            | 48             | 37            | --           | 259              |
| 1975 to 1978-----   | 1 763 | 156             | 101            | 131            | 314            | 502            | 371            | 167            | 21             | --            | --           | 268              |
| 1970 to 1974-----   | 787   | 61              | 40             | 68             | 161            | 183            | 200            | 56             | 14             | --            | 4            | 270              |
| 1960 to 1969-----   | 627   | 128             | 78             | 103            | 145            | 78             | 75             | 4              | 11             | --            | 5            | 201              |
| 1959 or earlier-----  | 179   | 32              | 20             | 25             | 43             | 19             | 15             | 6              | 5              | --            | 14           | 225              |
| <b>ROOMS</b>  |       |                 |                |                |                |                |                |                |                |               |              |                  |
| 1 room-----   | 322   | 16              | 96             | 81             | 59             | 41             | 5              | 12             | 8              | --            | 4            | 181              |
| 2 rooms-----  | 324   | 16              | 35             | 56             | 80             | 70             | 51             | 16             | --             | --            | --           | 237              |
| 3 rooms-----  | 1 092 | 72              | 18             | 88             | 326            | 377            | 142            | 54             | 9              | 6             | --           | 256              |
| 4 rooms-----  | 1 581 | 234             | 119            | 128            | 277            | 349            | 327            | 115            | 27             | 5             | --           | 255              |
| 5 rooms-----  | 1 123 | 112             | 47             | 95             | 183            | 276            | 261            | 107            | 42             | --            | --           | 271              |
| 6 rooms-----  | 182   | --              | --             | 7              | 31             | 73             | 49             | 12             | 5              | --            | 5            | 286              |
| 7 or more rooms-----  | 147   | --              | --             | 24             | 24             | --             | 24             | 27             | 8              | 26            | 14           | 339              |
| <b>Median</b> -----   | 3.9   | 4.0             | 3.6            | 3.6            | 3.6            | 3.8            | 4.2            | 4.3            | 4.6            | 7.2           | 6.7          | ...              |
| <b>PLUMBING FACILITIES BY PERSONS PER ROOM AND POVERTY STATUS IN 1979</b> |       |                 |                |                |                |                |                |                |                |               |              |                  |
| <b>All income levels in 1979</b> -----                                    | 4 771 | 450             | 315            | 479            | 980            | 1 186          | 859            | 343            | 99             | 37            | 23           | 256              |
| <b>Complete plumbing for exclusive use</b> -----                          | 4 551 | 443             | 277            | 407            | 930            | 1 163          | 834            | 343            | 94             | 37            | 23           | 259              |
| 0.50 or less-----   | 1 732 | 163             | 108            | 187            | 405            | 370            | 345            | 106            | 34             | --            | 14           | 250              |
| 0.51 to 1.00-----   | 2 197 | 221             | 129            | 174            | 412            | 618            | 394            | 162            | 41             | 37            | 9            | 263              |
| 1.01 to 1.50-----   | 474   | 54              | 20             | 33             | 86             | 137            | 75             | 58             | 11             | --            | --           | 266              |
| 1.51 or more-----   | 148   | 5               | 20             | 13             | 27             | 38             | 20             | 17             | 8              | --            | --           | 272              |
| <b>Locking complete plumbing for exclusive use</b> -----                  | 220   | 7               | 38             | 72             | 50             | 23             | 25             | --             | 5              | --            | --           | 184              |
| 0.50 or less-----   | 67    | 7               | 5              | 27             | 10             | 18             | --             | --             | --             | --            | --           | 167              |
| 0.51 to 1.00-----   | 121   | --              | 27             | 45             | 34             | 5              | 5              | --             | 5              | --            | --           | 180              |
| 1.01 to 1.50-----   | 26    | --              | --             | --             | 6              | --             | --             | --             | --             | --            | --           | 317              |
| 1.51 or more-----   | 6     | --              | 6              | --             | --             | --             | --             | --             | --             | --            | --           | 115              |
| <b>Income in 1979 below poverty level</b> -----                           | 1 644 | 350             | 197            | 143            | 288            | 352            | 178            | 113            | 11             | 6             | 6            | 226              |
| <b>Complete plumbing for exclusive use</b> -----                          | 1 577 | 350             | 184            | 135            | 266            | 347            | 164            | 113            | 6              | 6             | 6            | 227              |
| 1.01 or more persons per room-----  | 297   | 51              | 32             | 21             | 43             | 85             | 49             | 16             | --             | --            | --           | 251              |
| <b>Locking complete plumbing for exclusive use</b> -----                  | 67    | --              | 13             | 8              | 22             | 5              | 14             | --             | 5              | --            | --           | 217              |
| 1.01 or more persons per room-----  | 15    | --              | --             | --             | 6              | --             | 9              | --             | --             | --            | --           | 308              |
| <b>BEDROOMS</b>   |       |                 |                |                |                |                |                |                |                |               |              |                  |
| None-----   | 352   | 24              | 96             | 92             | 70             | 41             | 5              | 12             | 8              | --            | 4            | 178              |
| 1-----  | 1 513 | 101             | 80             | 164            | 435            | 465            | 191            | 63             | 9              | 5             | --           | 248              |
| 2-----  | 2 002 | 217             | 89             | 159            | 349            | 464            | 515            | 163            | 40             | 6             | --           | 268              |
| 3-----  | 787   | 108             | 50             | 40             | 116            | 171            | 140            | 99             | 39             | 11            | 13           | 275              |
| 4-----  | 68    | --              | --             | --             | --             | 45             | 8              | 6              | 3              | --            | 6            | 286              |
| 5 or more-----  | 49    | --              | --             | 24             | 10             | --             | --             | --             | --             | 15            | --           | 226              |
| <b>UNITS IN STRUCTURE</b>   |       |                 |                |                |                |                |                |                |                |               |              |                  |
| 1, detached or attached-----  | 119   | 4               | --             | --             | 17             | 19             | 32             | 13             | 8              | 26            | --           | 330              |
| 2-----  | 1 242 | 8               | 37             | 154            | 332            | 300            | 271            | 110            | 11             | --            | 19           | 262              |
| 3 and 4-----  | 680   | 8               | 23             | 141            | 129            | 202            | 149            | 9              | 19             | --            | --           | 260              |
| 5 to 9-----   | 897   | 237             | 150            | 90             | 179            | 166            | 64             | 6              | 5              | --            | --           | 184              |
| 10 to 49-----   | 1 198 | 134             | 73             | 69             | 267            | 375            | 198            | 62             | 16             | --            | 4            | 257              |
| 50 or more-----   | 625   | 49              | 32             | 25             | 56             | 142            | 145            | 143            | 40             | 11            | --           | 309              |
| Mobile home or trailer, etc.-----   | 10    | 10              | --             | --             | --             | --             | --             | --             | --             | --            | --           | 75               |
| <b>YEAR STRUCTURE BUILT</b>   |       |                 |                |                |                |                |                |                |                |               |              |                  |
| 1975 to March 1980-----   | 138   | 7               | --             | 7              | 28             | 15             | 44             | 23             | 9              | 5             | --           | 314              |
| 1970 to 1974-----   | 164   | --              | --             | --             | 31             | 63             | 40             | 24             | --             | 6             | --           | 292              |
| 1960 to 1969-----   | 956   | 159             | 57             | 39             | 121            | 260            | 179            | 97             | 40             | --            | 4            | 277              |
| 1950 to 1959-----   | 811   | 92              | 42             | 71             | 136            | 223            | 170            | 69             | 8              | --            | --           | 264              |
| 1940 to 1949-----   | 912   | 94              | 89             | 138            | 163            | 231            | 135            | 36             | 5              | 15            | 6            | 242              |
| 1939 or earlier-----  | 1 790 | 98              | 127            | 224            | 501            | 394            | 291            | 94             | 37             | 11            | 13           | 245              |
| <b>STORIES IN STRUCTURE</b>   |       |                 |                |                |                |                |                |                |                |               |              |                  |
| 1 to 3-----   | 4 053 | 420             | 289            | 449            | 848            | 1 009          | 712            | 209            | 68             | 26            | 23           | 250              |
| 4 or more-----  | 718   | 30              | 26             | 30             | 132            | 177            | 147            | 134            | 31             | 11            | --           | 287              |
| With elevator-----  | 569   | 30              | 26             | 7              | 73             | 147            | 126            | 129            | 31             | --            | --           | 301              |
| <b>GROSS RENT AS PERCENTAGE OF HOUSEHOLD INCOME IN 1979</b>               |       |                 |                |                |                |                |                |                |                |               |              |                  |
| Less than 15 percent-----   | 721   | 87              | 33             | 115            | 227            | 140            | 68             | 36             | --             | 15            | ...          | 235              |
| 15 to 19 percent-----   | 750   | 130             | 57             | 29             | 90             | 235            | 130            | 55             | 24             | --            | --           | 267              |
| 20 to 24 percent-----   | 690   | 81              | 21             | 89             | 96             | 169            | 141            | 63             | 19             | 11            | ...          | 264              |
| 25 to 29 percent-----   | 420   | 42              | 16             | 48             | 94             | 85             | 107            | 15             | 13             | --            | ...          | 255              |
| 30 to 34 percent-----   | 234   | 13              | 28             | 4              | 38             | 71             | 51             | 8              | 21             | --            | ...          | 274              |
| 35 to 49 percent-----   | 535   | 25              | 43             | 67             | 114            | 115            | 135            | 28             | 3              | 5             | ...          | 257              |
| 50 percent or more-----   | 1 265 | 48              | 106            | 101            | 301            | 339            | 213            | 132            | 19             | 6             | ...          | 260              |
| Not computed-----   | 156   | 24              | 11             | 26             | 20             | 32             | 14             | 6              | --             | --            | 23           | 223              |
| <b>Median</b> -----   | 26.7  | 19.8            | 34.5           | 24.6           | 28.6           | 26.9           | 28.9           | 29.8           | 27.5           | 21.6          | ...          | ...              |
| <b>SELECTED CHARACTERISTICS</b>   |       |                 |                |                |                |                |                |                |                |               |              |                  |
| <b>Heating equipment</b> -----  | 4 760 | 450             | 310            | 473            | 980            | 1 186          | 859            | 343            | 99             | 37            | 23           | 256              |
| Central heating system-----   | 4 054 | 414             | 256            | 366            | 784            | 1 024          | 731            | 315            | 89             | 37            | 18           | 259              |
| <b>Air conditioning</b> -----   | 1 687 | 4               | 20             | 83             | 336            | 592            | 413            | 170            | 53             | 6             | 10           | 284              |
| Central system-----   | 261   | --              | 11             | --             | 48             | 80             | 79             | 17             | 16             | --            | 10           | 288              |





Table C — 28. **Income and Poverty Status in 1979 of Renter-Occupied Housing Units With a Black Householder: 1980**

[Oato ore estimates based on a sample, see Introduction. For meaning of symbols, see Introduction. For definitions of terms, see appendixes A and B.]

| Elizabeth city  | Household income in 1979 |                   |                    |                      |                      |                      |                      |                      |                      |                  |                  | Income in 1979 below poverty level |                |
|---|--------------------------|-------------------|--------------------|----------------------|----------------------|----------------------|----------------------|----------------------|----------------------|------------------|------------------|------------------------------------|----------------|
|   | Total                    | Less than \$5,000 | \$5,000 to \$9,999 | \$10,000 to \$12,499 | \$12,500 to \$14,999 | \$15,000 to \$19,999 | \$20,000 to \$24,999 | \$25,000 to \$34,999 | \$35,000 to \$49,999 | \$50,000 or more | Median (dollars) |                                    | Mean (dollars) |
| <b>Renter-occupied housing units</b> .....                  | <b>4 801</b>             | <b>1 427</b>      | <b>1 070</b>       | <b>428</b>           | <b>339</b>           | <b>692</b>           | <b>389</b>           | <b>347</b>           | <b>81</b>            | <b>28</b>        | <b>9 519</b>     | <b>11 700</b>                      | <b>1 644</b>   |
| <b>HOUSEHOLD TYPE AND AGE OF HOUSEHOLDER</b>                |                          |                   |                    |                      |                      |                      |                      |                      |                      |                  |                  |                                    |                |
| <b>Married-couple families</b> .....                        | <b>1 399</b>             | <b>126</b>        | <b>222</b>         | <b>105</b>           | <b>139</b>           | <b>344</b>           | <b>186</b>           | <b>202</b>           | <b>56</b>            | <b>19</b>        | <b>16 920</b>    | <b>17 497</b>                      | <b>207</b>     |
| 15 to 24 years .....  | 108                      | 12                | 21                 | 9                    | 14                   | 31                   | 7                    | 14                   | —                    | —                | 14 643           | 14 277                             | 17             |
| 25 to 34 years .....  | 514                      | 23                | 77                 | 36                   | 47                   | 146                  | 73                   | 106                  | 6                    | —                | 17 857           | 17 358                             | 68             |
| 35 to 44 years .....  | 350                      | 29                | 30                 | 15                   | 32                   | 70                   | 68                   | 54                   | 33                   | 19               | 19 960           | 22 744                             | 53             |
| 45 to 64 years .....  | 287                      | 29                | 30                 | 38                   | 40                   | 71                   | 34                   | 28                   | 17                   | —                | 15 428           | 16 714                             | 29             |
| 65 years and over .....                                     | 140                      | 33                | 64                 | 7                    | 6                    | 26                   | 4                    | —                    | —                    | —                | 7 256            | 8 981                              | 40             |
| <b>Male householder, no wife present</b> .....              | <b>919</b>               | <b>231</b>        | <b>218</b>         | <b>74</b>            | <b>68</b>            | <b>153</b>           | <b>94</b>            | <b>64</b>            | <b>8</b>             | <b>9</b>         | <b>10 355</b>    | <b>12 434</b>                      | <b>185</b>     |
| 15 to 24 years .....  | 161                      | 40                | 33                 | 15                   | 4                    | 27                   | 19                   | 23                   | —                    | —                | 11 250           | 12 819                             | 26             |
| 25 to 34 years .....  | 283                      | 33                | 84                 | 51                   | 12                   | 33                   | 53                   | 17                   | —                    | —                | 11 201           | 13 134                             | 35             |
| 35 to 44 years .....  | 165                      | 54                | 20                 | 8                    | 13                   | 27                   | 17                   | 9                    | 8                    | 9                | 12 596           | 14 652                             | 51             |
| 45 to 64 years .....  | 247                      | 87                | 43                 | —                    | 31                   | 66                   | 5                    | 15                   | —                    | —                | 9 226            | 11 220                             | 67             |
| 65 years and over .....                                     | 63                       | 17                | 38                 | —                    | 8                    | —                    | —                    | —                    | —                    | —                | 7 266            | 7 256                              | 6              |
| <b>Female householder, no husband present</b> .....         | <b>2 483</b>             | <b>1 070</b>      | <b>630</b>         | <b>249</b>           | <b>132</b>           | <b>195</b>           | <b>109</b>           | <b>81</b>            | <b>17</b>            | <b>—</b>         | <b>6 188</b>     | <b>8 162</b>                       | <b>1 252</b>   |
| 15 to 24 years .....  | 459                      | 277               | 81                 | 52                   | 23                   | 9                    | 17                   | —                    | —                    | —                | 4 065            | 5 624                              | 299            |
| 25 to 34 years .....  | 625                      | 255               | 184                | 84                   | 20                   | 47                   | 13                   | 15                   | 7                    | —                | 6 319            | 8 010                              | 327            |
| 35 to 44 years .....  | 622                      | 176               | 172                | 49                   | 55                   | 81                   | 52                   | 27                   | 7                    | —                | 8 844            | 10 588                             | 263            |
| 45 to 64 years .....  | 531                      | 206               | 153                | 42                   | 34                   | 36                   | 18                   | 39                   | 3                    | —                | 6 730            | 8 788                              | 247            |
| 65 years and over .....                                     | 246                      | 156               | 40                 | 22                   | —                    | 22                   | 6                    | —                    | —                    | —                | 4 149            | 5 797                              | 116            |
| <b>Median age</b> .....                                     | <b>36.9</b>              | <b>37.7</b>       | <b>37.5</b>        | <b>32.7</b>          | <b>38.9</b>          | <b>37.4</b>          | <b>35.8</b>          | <b>34.9</b>          | <b>38.2</b>          | <b>37.9</b>      | <b>...</b>       | <b>...</b>                         | <b>36.1</b>    |
| <b>YEAR HOUSEHOLDER MOVED INTO UNIT</b>                     |                          |                   |                    |                      |                      |                      |                      |                      |                      |                  |                  |                                    |                |
| 1979 to March 1980 .....                                    | 1 421                    | 394               | 363                | 152                  | 108                  | 180                  | 105                  | 68                   | 27                   | 24               | 9 278            | 11 615                             | 441            |
| 1975 to 1978 .....  | 1 781                    | 514               | 379                | 156                  | 124                  | 273                  | 152                  | 150                  | 33                   | —                | 9 968            | 11 945                             | 665            |
| 1970 to 1974 .....  | 787                      | 191               | 140                | 75                   | 55                   | 145                  | 76                   | 87                   | 14                   | 4                | 12 083           | 13 628                             | 171            |
| 1960 to 1969 .....  | 627                      | 238               | 151                | 36                   | 28                   | 84                   | 56                   | 27                   | 7                    | —                | 7 052            | 9 835                              | 277            |
| 1959 or earlier .....                                       | 185                      | 90                | 37                 | 9                    | 24                   | 10                   | —                    | 15                   | —                    | —                | 5 446            | 8 115                              | 90             |
| <b>PLUMBING FACILITIES BY PERSONS PER ROOM</b>              |                          |                   |                    |                      |                      |                      |                      |                      |                      |                  |                  |                                    |                |
| <b>Complete plumbing for exclusive use</b> .....            | <b>4 581</b>             | <b>1 342</b>      | <b>1 015</b>       | <b>412</b>           | <b>319</b>           | <b>666</b>           | <b>371</b>           | <b>347</b>           | <b>81</b>            | <b>28</b>        | <b>9 639</b>     | <b>11 809</b>                      | <b>1 577</b>   |
| 0.50 or less .....  | 1 738                    | 603               | 391                | 199                  | 111                  | 234                  | 104                  | 84                   | 12                   | —                | 8 422            | 9 807                              | 526            |
| 0.51 to 1.00 .....  | 2 197                    | 631               | 426                | 160                  | 165                  | 325                  | 216                  | 205                  | 54                   | 15               | 10 648           | 12 746                             | 754            |
| 1.01 to 1.50 .....  | 498                      | 92                | 138                | 46                   | 26                   | 74                   | 45                   | 58                   | 15                   | 4                | 11 033           | 14 055                             | 226            |
| 1.51 or more .....  | 148                      | 16                | 60                 | 7                    | 17                   | 33                   | 6                    | —                    | —                    | 9                | 9 833            | 13 868                             | 71             |
| <b>Lacking complete plumbing for exclusive use</b> .....    | <b>220</b>               | <b>85</b>         | <b>55</b>          | <b>16</b>            | <b>20</b>            | <b>26</b>            | <b>18</b>            | <b>—</b>             | <b>—</b>             | <b>—</b>         | <b>8 171</b>     | <b>9 422</b>                       | <b>67</b>      |
| 0.50 or less .....  | 67                       | 20                | 29                 | —                    | 9                    | 9                    | —                    | —                    | —                    | —                | 8 664            | 9 099                              | 5              |
| 0.51 to 1.00 .....  | 121                      | 59                | 11                 | 16                   | —                    | 17                   | 18                   | —                    | —                    | —                | 5 750            | 9 717                              | 47             |
| 1.01 to 1.50 .....  | 26                       | 6                 | 9                  | —                    | 11                   | —                    | —                    | —                    | —                    | —                | 6 944            | 8 867                              | 15             |
| 1.51 or more .....  | 6                        | —                 | 6                  | —                    | —                    | —                    | —                    | —                    | —                    | —                | 8 750            | 9 505                              | —              |
| <b>SELECTED CHARACTERISTICS</b>                             |                          |                   |                    |                      |                      |                      |                      |                      |                      |                  |                  |                                    |                |
| <b>Heating equipment</b> .....                              | <b>4 790</b>             | <b>1 416</b>      | <b>1 070</b>       | <b>428</b>           | <b>339</b>           | <b>692</b>           | <b>389</b>           | <b>347</b>           | <b>81</b>            | <b>28</b>        | <b>9 547</b>     | <b>11 722</b>                      | <b>1 633</b>   |
| Central heating system .....                                | 4 078                    | 1 174             | 910                | 362                  | 274                  | 587                  | 344                  | 318                  | 81                   | 28               | 9 737            | 12 077                             | 1 317          |
| <b>Air conditioning</b> .....                               | <b>1 693</b>             | <b>298</b>        | <b>276</b>         | <b>181</b>           | <b>89</b>            | <b>390</b>           | <b>198</b>           | <b>207</b>           | <b>51</b>            | <b>13</b>        | <b>15 030</b>    | <b>15 187</b>                      | <b>320</b>     |
| Central system .....  | 261                      | 45                | 69                 | 31                   | 10                   | 47                   | 34                   | 15                   | 10                   | —                | 11 331           | 13 010                             | 45             |
| <b>Utilities available</b> .....                            | <b>2 491</b>             | <b>330</b>        | <b>448</b>         | <b>231</b>           | <b>193</b>           | <b>566</b>           | <b>291</b>           | <b>326</b>           | <b>78</b>            | <b>28</b>        | <b>15 383</b>    | <b>16 014</b>                      | <b>403</b>     |
| 1 .....   | 1 947                    | 56                | 396                | 190                  | 138                  | 498                  | 220                  | 152                  | 55                   | 24               | 14 556           | 14 818                             | 340            |
| 2 or more .....   | 544                      | 274               | 52                 | 41                   | 55                   | 68                   | 71                   | 174                  | 23                   | 4                | 20 000           | 20 293                             | 63             |
| <b>House heating fuel</b> .....                             | <b>4 790</b>             | <b>1 416</b>      | <b>1 070</b>       | <b>428</b>           | <b>339</b>           | <b>692</b>           | <b>389</b>           | <b>347</b>           | <b>81</b>            | <b>28</b>        | <b>9 547</b>     | <b>11 722</b>                      | <b>1 633</b>   |
| Utility gas .....   | 2 110                    | 731               | 493                | 148                  | 97                   | 270                  | 160                  | 151                  | 36                   | 24               | 7 728            | 11 074                             | 835            |
| Bottled, tank, or LP gas .....                              | 49                       | 4                 | 21                 | —                    | 4                    | 18                   | 31                   | —                    | —                    | —                | 9 750            | 11 180                             | 4              |
| Electricity .....   | 294                      | 83                | 45                 | 34                   | 39                   | 31                   | 25                   | 30                   | 7                    | —                | 11 397           | 12 743                             | 75             |
| Fuel oil, kerosene, etc. ....                               | 2 250                    | 571               | 488                | 230                  | 189                  | 373                  | 197                  | 160                  | 38                   | 4                | 10 717           | 12 283                             | 692            |
| Other .....   | 87                       | 27                | 23                 | 16                   | 8                    | —                    | 7                    | 6                    | —                    | —                | 9 044            | 9 787                              | 27             |
| <b>Median rooms</b> .....                                   | <b>3.9</b>               | <b>3.9</b>        | <b>3.9</b>         | <b>3.7</b>           | <b>3.9</b>           | <b>3.8</b>           | <b>4.2</b>           | <b>4.2</b>           | <b>4.5</b>           | <b>7.6</b>       | <b>...</b>       | <b>...</b>                         | <b>4.0</b>     |
| <b>Specified renter-occupied housing units</b> .....        | <b>4 771</b>             | <b>1 427</b>      | <b>1 060</b>       | <b>428</b>           | <b>333</b>           | <b>688</b>           | <b>389</b>           | <b>347</b>           | <b>71</b>            | <b>28</b>        | <b>9 484</b>     | <b>11 638</b>                      | <b>1 644</b>   |
| <b>CONTRACT RENT</b>  |                          |                   |                    |                      |                      |                      |                      |                      |                      |                  |                  |                                    |                |
| Less than \$100 .....                                       | 493                      | 352               | 99                 | 16                   | —                    | 11                   | 7                    | —                    | —                    | —                | 3 892            | 4 916                              | 373            |
| \$100 to \$149 .....  | 631                      | 310               | 158                | 36                   | 40                   | 42                   | 34                   | 11                   | —                    | —                | 5 186            | 7 556                              | 287            |
| \$150 to \$199 .....  | 1 196                    | 394               | 271                | 130                  | 70                   | 171                  | 74                   | 79                   | 7                    | —                | 8 777            | 10 283                             | 479            |
| \$200 to \$249 .....  | 1 229                    | 230               | 311                | 121                  | 138                  | 197                  | 104                  | 95                   | 24                   | 9                | 11 519           | 13 041                             | 294            |
| \$250 to \$299 .....  | 786                      | 106               | 122                | 107                  | 53                   | 165                  | 112                  | 85                   | 21                   | 15               | 15 171           | 15 872                             | 152            |
| \$300 to \$349 .....  | 322                      | 17                | 73                 | 18                   | 22                   | 81                   | 48                   | 51                   | 8                    | 4                | 16 845           | 17 677                             | 35             |
| \$350 to \$399 .....  | 56                       | 12                | —                  | —                    | 5                    | 16                   | 10                   | 13                   | —                    | —                | 18 214           | 17 244                             | 12             |
| \$400 to \$499 .....  | 24                       | —                 | —                  | —                    | —                    | —                    | —                    | —                    | —                    | —                | 7 143            | 11 900                             | 6              |
| \$500 or more .....   | 11                       | —                 | 14                 | —                    | 5                    | —                    | —                    | 5                    | —                    | —                | 35 472           | 35 415                             | —              |
| No cash rent .....  | 23                       | 6                 | 12                 | —                    | —                    | 5                    | —                    | —                    | —                    | —                | 8 646            | 8 729                              | 6              |
| <b>Median</b> .....   | <b>\$202</b>             | <b>\$156</b>      | <b>\$199</b>       | <b>\$210</b>         | <b>\$227</b>         | <b>\$229</b>         | <b>\$238</b>         | <b>\$232</b>         | <b>\$259</b>         | <b>\$283</b>     | <b>...</b>       | <b>...</b>                         | <b>\$169</b>   |
| <b>GROSS RENT</b>   |                          |                   |                    |                      |                      |                      |                      |                      |                      |                  |                  |                                    |                |
| Less than \$100 .....                                       | 450                      | 337               | 87                 | 8                    | —                    | 11                   | 7                    | —                    | —                    | —                | 3 744            | 4 425                              | 350            |
| \$100 to \$149 .....  | 315                      | 193               | 80                 | 17                   | 19                   | 6                    | —                    | —                    | —                    | —                | 4 085            | 5 156                              | 197            |
| \$150 to \$199 .....  | 479                      | 159               | 136                | 57                   | 21                   | 60                   | 40                   | 6                    | —                    | —                | 8 570            | 9 206                              | 143            |
| \$200 to \$249 .....  | 980                      | 292               | 205                | 108                  | 77                   | 108                  | 90                   | 77                   | 14                   | 9                | 9 801            | 11 809                             | 288            |
| \$250 to \$299 .....  | 1 186                    | 244               | 256                | 128                  | 112                  | 247                  | 93                   | 86                   | 20                   | —                | 11 816           | 12 511                             | 352            |
| \$300 to \$349 .....  | 859                      | 132               | 176                | 93                   | 86                   | 181                  | 85                   | 95                   | 7                    | 4                | 13 328           | 14 425                             | 178            |
| \$350 to \$399 .....  | 343                      | 53                | 94                 | 14                   | 13                   | 36                   | 60                   | 54                   | 19                   | —                | 14 519           | 15 422                             | 113            |
| \$400 to \$499 .....  | 99                       | 11                | 8                  | 3                    | —                    | 34                   | 14                   | 29                   | —                    | —                | 18 750           | 18 298                             | 11             |
| \$500 or more .....   | 37                       | —                 | 6                  | —                    | 5                    | —                    | —                    | —                    | —                    | —                | 38 014           | 37 740                             | 6              |
| No cash rent .....  | 23                       | 6                 | 12                 | —                    | —                    | 5                    | —                    | —                    | —                    | —                | 8 646            | 8 729                              | 6              |
| <b>Median</b> .....   | <b>\$256</b>             | <b>\$204</b>      | <b>\$253</b>       | <b>\$258</b>         | <b>\$265</b>         | <b>\$283</b>         | <b>\$286</b>         | <b>\$302</b>         | <b>\$311</b>         | <b>\$500+</b>    | <b>...</b>       | <b>...</b>                         | <b>\$226</b>   |
| <b>GROSS RENT AS PERCENTAGE OF HOUSEHOLD INCOME IN 1979</b> |                          |                   |                    |                      |                      |                      |                      |                      |                      |                  |                  |                                    |                |
| Less than 15 percent .....                                  | 721                      | 8                 | 53                 | 16                   | 40                   | 102                  | 171                  | 243                  | 60                   | 28               | 24 181           | 25 213                             | 17             |
| 15 to 19 percent .....                                      | 750                      | 96                | 88                 | 20                   | 19                   | 273                  | 155                  | 99                   | —                    | —                | 17 691           | 16 347                             | 130            |
| 20 to 24 percent .....                                      | 690                      | 81                | 64                 | 84                   | 156                  | 226                  | 63                   | 5                    | 11                   | —                | 14 359           | 14 010                             | 113            |
| 25 to 29 percent .....                                      | 420                      | 47                | 83                 | 141                  | 88                   | 61                   | —                    | —                    | —                    | —                | 11 418           | 10 949                             | 66             |
| 30 to 34 percent .....                                      | 234                      | 41                | 63                 | 89                   | 20                   | 21                   | —                    | —                    | —                    | —                | 10 365           | 9 693                              | 26             |
| 35 to 49 percent .....                                      | 535                      | 100               | 347                | 78                   | 10                   | —                    | —                    | —                    | —                    | —                | 7 353            | 7 288                              | 137            |
| 50 percent or more .....                                    | 1 265                    | 915               | 350                | —                    | —                    | —                    | —                    | —                    |                      |                  |                  |                                    |                |



Table C—29. Selected Monthly Owner Costs for Mortgaged Housing Units With a Black Householder: 1980

(Data are estimates based on a sample, see Introduction. For meaning of symbols, see Introduction. For definitions of terms, see appendixes A and B.)

| Elizabeth city  | Total      | Less than \$200 | \$200 to \$249 | \$250 to \$299 | \$300 to \$349 | \$350 to \$399 | \$400 to \$499 | \$500 to \$599 | \$600 to \$749 | \$750 or more | Median (dollars) |
|---|------------|-----------------|----------------|----------------|----------------|----------------|----------------|----------------|----------------|---------------|------------------|
| <b>Specified owner-occupied housing units</b> -----                           | <b>290</b> | —               | 9              | 35             | 83             | 69             | 50             | 29             | 11             | 4             | 363              |
| <b>PERSONS IN UNIT</b>  |            |                 |                |                |                |                |                |                |                |               |                  |
| 1 person -----  | 13         | —               | —              | —              | —              | —              | 7              | 6              | —              | —             | 446              |
| 2 persons -----   | 46         | —               | 5              | 13             | 11             | —              | 13             | 4              | —              | —             | 323              |
| 3 persons -----   | 31         | —               | —              | —              | 7              | 9              | 8              | —              | 7              | —             | 397              |
| 4 persons -----   | 42         | —               | —              | 10             | 4              | 23             | 5              | —              | —              | —             | 365              |
| 5 persons -----   | 42         | —               | —              | 5              | 7              | 17             | —              | 13             | —              | —             | 376              |
| 6 persons -----   | 60         | —               | 4              | 7              | 24             | 15             | 4              | 6              | —              | —             | 340              |
| 7 persons -----   | 33         | —               | —              | —              | 20             | —              | 13             | —              | —              | —             | 341              |
| 8 or more persons -----   | 23         | —               | —              | —              | 10             | 5              | —              | —              | 4              | 4             | 365              |
| Median -----  | 4.81       | —               | 2.40           | 3.95           | 6.02           | 4.65           | 3.13           | 4.85           | 3.29           | 8.5+          | ...              |
| <b>HOUSEHOLD TYPE AND AGE OF HOUSEHOLDER</b>                                  |            |                 |                |                |                |                |                |                |                |               |                  |
| <b>Married-couple families</b> -----  | <b>197</b> | —               | 5              | 35             | 61             | 35             | 23             | 23             | 11             | 4             | 348              |
| 15 to 24 years -----  | —          | —               | —              | —              | —              | —              | —              | —              | —              | —             | —                |
| 25 to 34 years -----  | 6          | —               | —              | —              | 6              | —              | —              | —              | —              | —             | 325              |
| 35 to 44 years -----  | 45         | —               | —              | 7              | —              | 18             | 15             | 5              | —              | —             | 393              |
| 45 to 64 years -----  | 146        | —               | 5              | 28             | 55             | 17             | 8              | 18             | 11             | 4             | 336              |
| 65 years and over -----   | —          | —               | —              | —              | —              | —              | —              | —              | —              | —             | —                |
| <b>Male householder, no wife present</b> -----                                | <b>26</b>  | —               | —              | —              | —              | 11             | 15             | —              | —              | —             | 414              |
| 15 to 24 years -----  | —          | —               | —              | —              | —              | —              | —              | —              | —              | —             | —                |
| 25 to 34 years -----  | —          | —               | —              | —              | —              | —              | —              | —              | —              | —             | —                |
| 35 to 44 years -----  | 18         | —               | —              | —              | —              | 11             | 7              | —              | —              | —             | 391              |
| 45 to 64 years -----  | 8          | —               | —              | —              | —              | —              | 8              | —              | —              | —             | 475              |
| 65 years and over -----   | —          | —               | —              | —              | —              | —              | —              | —              | —              | —             | —                |
| <b>Female householder, no husband present</b> -----                           | <b>67</b>  | —               | 4              | —              | 22             | 23             | 12             | 6              | —              | —             | 366              |
| 15 to 24 years -----  | 6          | —               | —              | —              | —              | 6              | —              | —              | —              | —             | 375              |
| 25 to 34 years -----  | —          | —               | —              | —              | —              | —              | —              | —              | —              | —             | —                |
| 35 to 44 years -----  | 39         | —               | —              | —              | 22             | 17             | —              | —              | —              | —             | 344              |
| 45 to 64 years -----  | 15         | —               | 4              | —              | —              | —              | 5              | 6              | —              | —             | 435              |
| 65 years and over -----   | 7          | —               | —              | —              | —              | —              | 7              | —              | —              | —             | 425              |
| Median age -----  | 47.5       | —               | 50.5           | 52.7           | 47.7           | 42.4           | 46.9           | 56.0           | 61.1           | 52.5          | ...              |
| <b>YEAR HOUSEHOLDER MOVED INTO UNIT</b>                                       |            |                 |                |                |                |                |                |                |                |               |                  |
| 1979 to March 1980 -----  | 7          | —               | —              | —              | —              | —              | 7              | —              | —              | —             | 425              |
| 1975 to 1978 -----  | 43         | —               | —              | 7              | —              | 9              | 4              | 12             | 11             | —             | 513              |
| 1970 to 1974 -----  | 65         | —               | 4              | —              | 41             | 6              | 5              | 9              | —              | —             | 335              |
| 1960 to 1969 -----  | 135        | —               | 5              | 19             | 35             | 43             | 21             | 8              | —              | 4             | 360              |
| 1959 or earlier -----   | 40         | —               | —              | 9              | 7              | 11             | 13             | —              | —              | —             | 368              |
| <b>ROOMS</b>  |            |                 |                |                |                |                |                |                |                |               |                  |
| 1 to 3 rooms -----  | 5          | —               | —              | —              | —              | —              | —              | 5              | —              | —             | 550              |
| 4 rooms -----   | 14         | —               | —              | —              | 7              | —              | 7              | —              | —              | —             | 375              |
| 5 rooms -----   | 60         | —               | —              | 5              | 41             | 6              | 8              | —              | —              | —             | 330              |
| 6 rooms -----   | 129        | —               | 9              | 30             | 6              | 58             | 16             | 10             | —              | —             | 367              |
| 7 rooms -----   | 38         | —               | —              | —              | 21             | —              | —              | 6              | 7              | 4             | 345              |
| 8 or more rooms -----   | 44         | —               | —              | —              | 8              | 5              | 19             | 8              | 4              | —             | 424              |
| Median -----  | 6.0        | —               | 6.0            | 5.9            | 5.3            | 6.0            | 6.1            | 6.4            | 7.3            | 7.0           | ...              |
| <b>YEAR STRUCTURE BUILT</b>   |            |                 |                |                |                |                |                |                |                |               |                  |
| 1975 to March 1980 -----  | —          | —               | —              | —              | —              | —              | —              | —              | —              | —             | —                |
| 1970 to 1974 -----  | 13         | —               | —              | —              | 13             | —              | —              | —              | —              | —             | 325              |
| 1960 to 1969 -----  | 6          | —               | —              | —              | 6              | —              | —              | —              | —              | —             | 325              |
| 1950 to 1959 -----  | 44         | —               | —              | —              | 22             | 6              | 9              | —              | 7              | —             | 350              |
| 1940 to 1949 -----  | 56         | —               | 5              | 7              | 13             | 19             | —              | 12             | —              | —             | 358              |
| 1939 or earlier -----   | 171        | —               | 4              | 28             | 29             | 44             | 41             | 17             | 4              | 4             | 378              |
| <b>VALUE</b>  |            |                 |                |                |                |                |                |                |                |               |                  |
| Less than \$10,000 -----  | —          | —               | —              | —              | —              | —              | —              | —              | —              | —             | —                |
| \$10,000 to \$19,999 -----  | 13         | —               | —              | 4              | —              | 4              | 5              | —              | —              | —             | 381              |
| \$20,000 to \$29,999 -----  | 65         | —               | —              | 14             | 22             | 21             | 8              | —              | —              | —             | 342              |
| \$30,000 to \$39,999 -----  | 109        | —               | 9              | —              | 40             | 27             | 25             | 4              | —              | 4             | 360              |
| \$40,000 to \$49,999 -----  | 79         | —               | —              | 17             | 21             | 17             | 12             | 8              | 4              | —             | 354              |
| \$50,000 to \$59,999 -----  | 11         | —               | —              | —              | —              | —              | —              | 11             | —              | —             | 550              |
| \$60,000 to \$79,999 -----  | 13         | —               | —              | —              | —              | —              | —              | 6              | 7              | —             | 611              |
| \$80,000 to \$99,999 -----  | —          | —               | —              | —              | —              | —              | —              | —              | —              | —             | —                |
| \$100,000 to \$149,999 -----  | —          | —               | —              | —              | —              | —              | —              | —              | —              | —             | —                |
| \$150,000 or more -----   | —          | —               | —              | —              | —              | —              | —              | —              | —              | —             | —                |
| Median -----  | \$36 000   | —               | \$32 500       | \$29 900       | \$33 800       | \$32 600       | \$37 400       | \$51 100       | \$71 100       | \$32 500      | ...              |
| <b>SELECTED MONTHLY OWNER COSTS AS PERCENTAGE OF HOUSEHOLD INCOME IN 1979</b> |            |                 |                |                |                |                |                |                |                |               |                  |
| Less than 15 percent -----  | 79         | —               | 4              | 22             | 41             | 5              | 7              | —              | —              | —             | 316              |
| 15 to 19 percent -----  | 49         | —               | 5              | 9              | 5              | 17             | 5              | 8              | —              | —             | 366              |
| 20 to 24 percent -----  | 49         | —               | —              | 4              | 7              | 21             | 11             | 6              | —              | —             | 382              |
| 25 to 29 percent -----  | 33         | —               | —              | —              | 11             | 11             | 4              | —              | 7              | —             | 375              |
| 30 to 34 percent -----  | 53         | —               | —              | —              | 19             | —              | 15             | 15             | 4              | —             | 453              |
| 35 percent or more -----  | 27         | —               | —              | —              | —              | 15             | 8              | —              | —              | 4             | 395              |
| Not computed -----  | —          | —               | —              | —              | —              | —              | —              | —              | —              | —             | —                |
| Median -----  | 21.7       | —               | 15.5           | 10—            | 15.5           | 23.0           | 27.5           | 30.2           | 28.9           | 45.0          | ...              |
| <b>SELECTED CHARACTERISTICS</b>   |            |                 |                |                |                |                |                |                |                |               |                  |
| <b>Heating equipment</b> -----  | <b>290</b> | —               | 9              | 35             | 83             | 69             | 50             | 29             | 11             | 4             | 363              |
| Steam or hot water system -----   | 193        | —               | 4              | 30             | 45             | 50             | 31             | 18             | 11             | 4             | 367              |
| Control warm-air furnace or electric heat pump -----                          | 34         | —               | —              | —              | 21             | —              | 7              | 6              | —              | —             | 340              |
| Other built-in electric units -----   | —          | —               | —              | —              | —              | —              | —              | —              | —              | —             | —                |
| Floor, wall, or pipeless furnace -----  | 18         | —               | —              | —              | 10             | —              | 8              | —              | —              | —             | 345              |
| Other means -----   | 45         | —               | 5              | 5              | 7              | 19             | 4              | 5              | —              | —             | 364              |
| <b>Air conditioning</b> -----   | <b>196</b> | —               | —              | 35             | 61             | 42             | 29             | 18             | 7              | 4             | 352              |
| Control system -----  | 21         | —               | —              | —              | 8              | 13             | —              | —              | —              | —             | 360              |
| 1 or more individual room units -----   | 175        | —               | —              | 35             | 53             | 29             | 29             | 18             | 7              | 4             | 350              |
| <b>House heating fuel</b> -----   | <b>290</b> | —               | 9              | 35             | 83             | 69             | 50             | 29             | 11             | 4             | 363              |
| Utility gas -----   | 78         | —               | —              | 15             | 43             | 12             | —              | 8              | —              | —             | 328              |
| Bottled, tank, or LP gas -----  | 4          | —               | —              | —              | —              | —              | —              | —              | —              | —             | 375              |
| Electricity -----   | —          | —               | —              | —              | —              | —              | —              | —              | —              | —             | —                |
| Fuel oil, kerosene, etc. -----  | 208        | —               | 9              | 20             | 40             | 53             | 50             | 21             | 11             | 4             | 383              |
| Other -----   | —          | —               | —              | —              | —              | —              | —              | —              | —              | —             | —                |

Table C-30. Selected Monthly Owner Costs for Not Mortgaged Housing Units With a Black Householder: 1980

[Data are estimates based on a sample, see Introduction. For meaning of symbols, see Introduction. For definitions of terms, see appendixes A and 8.]

Elizabeth city

|   | Total      | Less than \$50 | \$50 to \$74 | \$75 to \$99 | \$100 to \$124 | \$125 to \$149 | \$150 to \$199 | \$200 to \$249 | \$250 or more | Median (dollars) |
|---|------------|----------------|--------------|--------------|----------------|----------------|----------------|----------------|---------------|------------------|
| <b>Specified owner-occupied housing units</b> -----                           | <b>137</b> | --             | --           | 4            | 11             | 10             | 22             | 48             | 42            | 222              |
| <b>PERSONS IN UNIT</b>  |            |                |              |              |                |                |                |                |               |                  |
| 1 person -----  | 27         | --             | --           | --           | --             | 10             | --             | 12             | 5             | 215              |
| 2 persons -----   | 37         | --             | --           | --           | 11             | --             | 14             | --             | 12            | 177              |
| 3 persons -----   | 22         | --             | --           | --           | --             | --             | 8              | 14             | --            | 211              |
| 4 persons -----   | 14         | --             | --           | --           | --             | --             | --             | 6              | 8             | 250+             |
| 5 persons -----   | 17         | --             | --           | 4            | --             | --             | --             | 3              | 10            | 250+             |
| 6 persons -----   | 7          | --             | --           | --           | --             | --             | --             | --             | 7             | 250+             |
| 7 persons -----   | 13         | --             | --           | --           | --             | --             | --             | 13             | --            | 225              |
| 8 or more persons -----   | --         | --             | --           | --           | --             | --             | --             | --             | --            | --               |
| Median -----  | 2.70       | --             | --           | 5.00         | 2.00           | 1.00           | 2.29           | 3.36           | 4.00          | ...              |
| <b>HOUSEHOLD TYPE AND AGE OF HOUSEHOLDER</b>                                  |            |                |              |              |                |                |                |                |               |                  |
| <b>Married-couple families</b> -----  | <b>39</b>  | --             | --           | --           | 5              | --             | 14             | 16             | 4             | 202              |
| 15 to 24 years -----  | 6          | --             | --           | --           | --             | --             | --             | 6              | --            | 225              |
| 25 to 34 years -----  | 5          | --             | --           | --           | --             | --             | 5              | --             | --            | 175              |
| 35 to 44 years -----  | 11         | --             | --           | --           | --             | --             | --             | 7              | 4             | 239              |
| 45 to 64 years -----  | 17         | --             | --           | --           | 5              | --             | 9              | 3              | --            | 169              |
| 65 years and over -----   | 6          | --             | --           | --           | 6              | --             | --             | --             | --            | 113              |
| <b>Male householder, no wife present</b> -----                                | <b>6</b>   | --             | --           | --           | --             | --             | --             | --             | --            | --               |
| 15 to 24 years -----  | --         | --             | --           | --           | --             | --             | --             | --             | --            | --               |
| 25 to 34 years -----  | --         | --             | --           | --           | --             | --             | --             | --             | --            | --               |
| 35 to 44 years -----  | --         | --             | --           | --           | 6              | --             | --             | --             | --            | 113              |
| 45 to 64 years -----  | 6          | --             | --           | --           | --             | --             | --             | --             | --            | --               |
| 65 years and over -----   | --         | --             | --           | --           | --             | --             | --             | --             | --            | --               |
| <b>Female householder, no husband present</b> -----                           | <b>92</b>  | --             | --           | 4            | --             | 10             | 8              | 32             | 38            | 238              |
| 15 to 24 years -----  | 8          | --             | --           | --           | --             | --             | --             | --             | 8             | 250+             |
| 25 to 34 years -----  | 13         | --             | --           | --           | --             | --             | --             | --             | 13            | 250+             |
| 35 to 44 years -----  | 32         | --             | --           | 4            | --             | --             | 8              | 7              | 13            | 229              |
| 45 to 64 years -----  | 39         | --             | --           | --           | --             | 10             | --             | 25             | 4             | 219              |
| 65 years and over -----   | 39         | --             | --           | --           | 47.5           | 54.6           | 72.5           | 63.8           | 45.0          | ...              |
| Median age -----  | 63.2       | --             | --           | 47.5         | 54.6           | 72.5           | 63.8           | 67.2           | 45.0          | ...              |
| <b>YEAR HOUSEHOLDER MOVED INTO UNIT</b>                                       |            |                |              |              |                |                |                |                |               |                  |
| 1979 to March 1980 -----  | 6          | --             | --           | --           | --             | --             | --             | 6              | --            | 225              |
| 1975 to 1978 -----  | --         | --             | --           | --           | --             | --             | --             | --             | --            | --               |
| 1970 to 1974 -----  | 10         | --             | --           | --           | --             | --             | --             | --             | 10            | 250+             |
| 1960 to 1969 -----  | 21         | --             | --           | --           | --             | --             | 5              | 13             | 3             | 221              |
| 1959 or earlier -----   | 100        | --             | --           | 4            | 11             | 10             | 17             | 29             | 29            | 214              |
| <b>ROOMS</b>  |            |                |              |              |                |                |                |                |               |                  |
| 1 to 3 rooms -----  | --         | --             | --           | --           | --             | --             | --             | --             | --            | --               |
| 4 rooms -----   | 17         | --             | --           | --           | --             | --             | 17             | --             | --            | 175              |
| 5 rooms -----   | 15         | --             | --           | --           | 5              | --             | --             | 6              | 4             | 221              |
| 6 rooms -----   | 40         | --             | --           | 4            | --             | --             | 5              | 20             | 11            | 227              |
| 7 rooms -----   | 16         | --             | --           | --           | 6              | 10             | --             | 6              | 10            | 250+             |
| 8 or more rooms -----   | 49         | --             | --           | --           | 6              | 10             | --             | 16             | 17            | 227              |
| Median -----  | 6.4        | --             | --           | 6.0          | 7.6            | 8.0            | 4.1            | 6.4            | 7.1           | ...              |
| <b>YEAR STRUCTURE BUILT</b>   |            |                |              |              |                |                |                |                |               |                  |
| 1975 to March 1980 -----  | --         | --             | --           | --           | --             | --             | --             | --             | --            | --               |
| 1970 to 1974 -----  | --         | --             | --           | --           | --             | --             | --             | --             | --            | --               |
| 1960 to 1969 -----  | --         | --             | --           | --           | --             | --             | --             | --             | --            | --               |
| 1950 to 1959 -----  | 11         | --             | --           | --           | --             | --             | 5              | 6              | --            | 204              |
| 1940 to 1949 -----  | 3          | --             | --           | --           | --             | --             | --             | --             | 3             | 250+             |
| 1939 or earlier -----   | 123        | --             | --           | 4            | 11             | 10             | 17             | 42             | 39            | 223              |
| <b>VALUE</b>  |            |                |              |              |                |                |                |                |               |                  |
| Less than \$10,000 -----  | --         | --             | --           | --           | --             | --             | --             | --             | --            | --               |
| \$10,000 to \$19,999 -----  | 18         | --             | --           | --           | --             | 10             | 8              | --             | --            | 147              |
| \$20,000 to \$29,999 -----  | 33         | --             | --           | --           | --             | --             | 9              | 3              | 21            | 250+             |
| \$30,000 to \$39,999 -----  | 37         | --             | --           | 4            | --             | --             | --             | 33             | --            | 222              |
| \$40,000 to \$49,999 -----  | 30         | --             | --           | --           | 11             | --             | --             | 6              | 13            | 233              |
| \$50,000 to \$59,999 -----  | 19         | --             | --           | --           | --             | --             | 5              | 6              | 8             | 238              |
| \$60,000 to \$79,999 -----  | --         | --             | --           | --           | --             | --             | --             | --             | --            | --               |
| \$80,000 to \$99,999 -----  | --         | --             | --           | --           | --             | --             | --             | --             | --            | --               |
| \$100,000 to \$149,999 -----  | --         | --             | --           | --           | --             | --             | --             | --             | --            | --               |
| \$150,000 or more -----   | --         | --             | --           | --           | --             | --             | --             | --             | --            | --               |
| Median -----  | \$33 200   | --             | --           | \$37 500     | \$42 500       | \$12 500       | \$28 300       | \$33 900       | \$35 000      | ...              |
| <b>SELECTED MONTHLY OWNER COSTS AS PERCENTAGE OF HOUSEHOLD INCOME IN 1979</b> |            |                |              |              |                |                |                |                |               |                  |
| Less than 10 percent -----  | 16         | --             | --           | 4            | --             | --             | 5              | 7              | --            | 190              |
| 10 to 14 percent -----  | 43         | --             | --           | --           | 6              | --             | --             | 22             | 15            | 235              |
| 15 to 19 percent -----  | 9          | --             | --           | --           | --             | --             | 9              | --             | --            | 175              |
| 20 to 24 percent -----  | 12         | --             | --           | --           | 5              | --             | --             | 7              | --            | 207              |
| 25 to 29 percent -----  | 6          | --             | --           | --           | --             | --             | --             | 6              | --            | 225              |
| 30 to 34 percent -----  | --         | --             | --           | --           | --             | --             | --             | --             | --            | --               |
| 35 percent or more -----  | 47         | --             | --           | --           | --             | 10             | 8              | 6              | 23            | 246              |
| Not computed -----  | 4          | --             | --           | --           | --             | --             | --             | --             | 4             | 250+             |
| Median -----  | 19.2       | --             | --           | 10           | 14.6           | 50+            | 18.3           | 13.9           | 42.2          | ...              |
| <b>SELECTED CHARACTERISTICS</b>   |            |                |              |              |                |                |                |                |               |                  |
| <b>Heating equipment</b> -----  | <b>137</b> | --             | --           | 4            | 11             | 10             | 22             | 48             | 42            | 222              |
| Steam or hot water system -----   | 79         | --             | --           | 4            | 11             | --             | 8              | 22             | 34            | 238              |
| Central warm-air furnace or electric heat pump -----                          | 18         | --             | --           | --           | --             | --             | 5              | 13             | --            | 215              |
| Other built-in electric units -----   | --         | --             | --           | --           | --             | --             | --             | --             | --            | --               |
| Floor, wall, or pipeless furnace -----  | --         | --             | --           | --           | --             | --             | --             | --             | --            | --               |
| Other means -----   | 40         | --             | --           | --           | --             | 10             | 9              | 13             | 8             | 204              |
| <b>Air conditioning</b> -----   | <b>70</b>  | --             | --           | 4            | 6              | 10             | 9              | 29             | 12            | 210              |
| Central system -----  | 6          | --             | --           | --           | --             | --             | --             | 6              | --            | 225              |
| 1 or more individual room units -----   | 64         | --             | --           | 4            | 6              | 10             | 9              | 23             | 12            | 207              |
| <b>House heating fuel</b> -----   | <b>137</b> | --             | --           | 4            | 11             | 10             | 22             | 48             | 42            | 222              |
| Utility gas -----   | 69         | --             | --           | --           | 6              | 10             | 13             | 23             | 17            | 212              |
| Bottled, tank, or LP gas -----  | --         | --             | --           | --           | --             | --             | --             | --             | --            | --               |
| Electricity -----   | --         | --             | --           | --           | --             | --             | --             | --             | --            | --               |
| Fuel oil, kerosene, etc. -----  | 68         | --             | --           | 4            | 5              | --             | 9              | 25             | 25            | 232              |
| Other -----   | --         | --             | --           | --           | --             | --             | --             | --             | --            | --               |



Table C—31. Year Structure Built for Owner- and Renter-Occupied Housing Units With a Black Householder: 1980

[Data are estimates based on a sample, see Introduction. For meaning of symbols, see Introduction. For definitions of terms, see appendixes A and B.]

| Elizabeth city                                     | Owner-occupied housing units |                    |              |              |              |                 | Renter-occupied housing units |                    |              |              |              |                 |
|--|------------------------------|--------------------|--------------|--------------|--------------|-----------------|-------------------------------|--------------------|--------------|--------------|--------------|-----------------|
|  | Total                        | 1975 to March 1980 | 1970 to 1974 | 1960 to 1969 | 1940 to 1959 | 1939 or earlier | Total                         | 1975 to March 1980 | 1970 to 1974 | 1960 to 1969 | 1940 to 1959 | 1939 or earlier |
| Occupied housing units                             | 1 282                        | 5                  | 35           | 85           | 328          | 829             | 4 801                         | 138                | 164          | 966          | 1 733        | 1 800           |
| <b>HOUSEHOLD TYPE AND AGE OF HOUSEHOLDER</b>       |                              |                    |              |              |              |                 |                               |                    |              |              |              |                 |
| <b>Married-couple families</b>                     | 749                          | —                  | 35           | 51           | 205          | 458             | 1 399                         | 25                 | 42           | 384          | 474          | 474             |
| 15 to 24 years                                     | 14                           | —                  | —            | —            | —            | 14              | 108                           | —                  | 6            | 20           | 50           | 32              |
| 25 to 34 years                                     | 55                           | —                  | —            | 22           | 17           | 16              | 514                           | 25                 | 5            | 186          | 174          | 124             |
| 35 to 44 years                                     | 176                          | —                  | 12           | 17           | 70           | 77              | 350                           | —                  | 8            | 103          | 144          | 95              |
| 45 to 64 years                                     | 421                          | —                  | 23           | 6            | 104          | 288             | 287                           | —                  | 23           | 40           | 90           | 134             |
| 65 years and over                                  | 83                           | —                  | —            | 6            | 14           | 63              | 140                           | —                  | —            | 35           | 16           | 89              |
| <b>Male householder, no wife present</b>           | 100                          | —                  | —            | —            | 30           | 70              | 919                           | 46                 | 53           | 175          | 254          | 391             |
| 15 to 24 years                                     | —                            | —                  | —            | —            | —            | —               | 161                           | 27                 | 28           | 26           | 52           | 28              |
| 25 to 34 years                                     | —                            | —                  | —            | —            | —            | —               | 283                           | 9                  | 11           | 71           | 82           | 110             |
| 35 to 44 years                                     | 47                           | —                  | —            | —            | 7            | 40              | 165                           | —                  | 8            | 38           | 38           | 81              |
| 45 to 64 years                                     | 41                           | —                  | —            | —            | 23           | 18              | 247                           | 10                 | 6            | 36           | 54           | 141             |
| 65 years and over                                  | 12                           | —                  | —            | —            | —            | 12              | 63                            | —                  | —            | 4            | 28           | 31              |
| <b>Female householder, no husband present</b>      | 433                          | 5                  | —            | 34           | 93           | 301             | 2 483                         | 67                 | 69           | 407          | 1 095        | 935             |
| 15 to 24 years                                     | 14                           | —                  | —            | —            | 6            | 8               | 459                           | 13                 | 7            | 67           | 203          | 169             |
| 25 to 34 years                                     | 31                           | —                  | —            | 10           | —            | 21              | 625                           | 19                 | 29           | 77           | 244          | 256             |
| 35 to 44 years                                     | 80                           | 5                  | —            | —            | 28           | 47              | 622                           | 17                 | 4            | 100          | 257          | 244             |
| 45 to 64 years                                     | 171                          | —                  | —            | 17           | 46           | 108             | 531                           | 18                 | 23           | 103          | 210          | 177             |
| 65 years and over                                  | 137                          | —                  | —            | 7            | 13           | 117             | 246                           | —                  | 6            | 60           | 91           | 89              |
| Median age   | 52.2                         | 42.5               | 47.1         | 39.0         | 48.1         | 55.8            | 36.9                          | 31.8               | 33.8         | 36.1         | 36.1         | 39.7            |
| <b>YEAR HOUSEHOLDER MOVED INTO UNIT</b>            |                              |                    |              |              |              |                 |                               |                    |              |              |              |                 |
| 1979 to March 1980                                 | 64                           | 5                  | —            | —            | 19           | 40              | 1 421                         | 56                 | 54           | 302          | 580          | 429             |
| 1975 to 1978                                       | 115                          | —                  | 4            | 4            | 47           | 60              | 1 781                         | 82                 | 86           | 383          | 626          | 604             |
| 1970 to 1974                                       | 218                          | —                  | 31           | 41           | 81           | 65              | 787                           | —                  | 24           | 157          | 303          | 303             |
| 1960 to 1969                                       | 497                          | —                  | —            | 40           | 152          | 305             | 627                           | —                  | —            | 124          | 166          | 337             |
| 1959 or earlier                                    | 388                          | —                  | —            | —            | 29           | 359             | 185                           | —                  | —            | —            | 58           | 127             |
| <b>ROOMS</b>                                       |                              |                    |              |              |              |                 |                               |                    |              |              |              |                 |
| 1 room   | 4                            | —                  | —            | —            | 4            | —               | 322                           | 16                 | —            | 73           | 78           | 155             |
| 2 rooms  | 11                           | —                  | —            | —            | —            | 11              | 324                           | 24                 | 39           | 75           | 92           | 94              |
| 3 rooms  | 36                           | —                  | 12           | —            | 19           | 5               | 1 092                         | 47                 | 100          | 300          | 312          | 333             |
| 4 rooms  | 174                          | 5                  | —            | 47           | 14           | 108             | 1 585                         | 42                 | 20           | 252          | 661          | 610             |
| 5 rooms  | 380                          | —                  | 19           | 17           | 119          | 225             | 1 129                         | 9                  | 5            | 207          | 518          | 390             |
| 6 rooms  | 376                          | —                  | 4            | 6            | 93           | 273             | 186                           | —                  | —            | 29           | 45           | 112             |
| 7 or more rooms                                    | 301                          | —                  | —            | 15           | 79           | 207             | 163                           | —                  | —            | 30           | 27           | 106             |
| Median   | 5.6                          | 4.0                | 4.8          | 4.4          | 5.6          | 5.7             | 3.9                           | 3.1                | 2.9          | 3.6          | 4.1          | 4.0             |
| <b>PLUMBING FACILITIES BY PERSONS PER ROOM</b>     |                              |                    |              |              |              |                 |                               |                    |              |              |              |                 |
| <b>Complete plumbing for exclusive use</b>         | 1 228                        | 5                  | 29           | 85           | 321          | 788             | 4 581                         | 138                | 151          | 941          | 1 672        | 1 679           |
| 0.50 or less                                       | 496                          | 5                  | —            | 40           | 87           | 364             | 1 738                         | 61                 | 58           | 308          | 651          | 660             |
| 0.51 to 1.00                                       | 580                          | —                  | 12           | 30           | 198          | 340             | 2 197                         | 51                 | 62           | 476          | 782          | 826             |
| 1.01 to 1.50                                       | 143                          | —                  | 17           | 15           | 36           | 75              | 498                           | 11                 | 25           | 107          | 172          | 183             |
| 1.51 or more                                       | 9                            | —                  | —            | —            | —            | 9               | 148                           | 15                 | 6            | 50           | 67           | 10              |
| <b>Lacking complete plumbing for exclusive use</b> | 54                           | —                  | 6            | —            | 7            | 41              | 220                           | —                  | 13           | 25           | 61           | 121             |
| 0.50 or less                                       | 38                           | —                  | 6            | —            | —            | 32              | 67                            | —                  | —            | 14           | 12           | 41              |
| 0.51 to 1.00                                       | 16                           | —                  | —            | —            | 7            | 9               | 121                           | —                  | 13           | —            | 34           | 74              |
| 1.01 to 1.50                                       | —                            | —                  | —            | —            | —            | —               | 26                            | —                  | —            | —            | 9            | 6               |
| 1.51 or more                                       | —                            | —                  | —            | —            | —            | —               | 6                             | —                  | —            | —            | 6            | —               |
| <b>PERSONS IN UNIT</b>                             |                              |                    |              |              |              |                 |                               |                    |              |              |              |                 |
| 1 person   | 152                          | —                  | —            | 18           | 43           | 91              | 1 317                         | 58                 | 52           | 277          | 428          | 502             |
| 2 persons  | 277                          | 5                  | 6            | 16           | 36           | 214             | 1 208                         | 34                 | 70           | 257          | 456          | 391             |
| 3 persons  | 189                          | —                  | 12           | 12           | 38           | 127             | 858                           | 34                 | 17           | 144          | 323          | 340             |
| 4 persons  | 194                          | —                  | —            | 16           | 50           | 128             | 587                           | —                  | 5            | 109          | 211          | 262             |
| 5 persons  | 196                          | —                  | —            | 15           | 54           | 127             | 425                           | 8                  | 14           | 63           | 157          | 183             |
| 6 or more persons                                  | 274                          | —                  | 17           | 8            | 107          | 142             | 406                           | 4                  | 6            | 116          | 158          | 122             |
| Median   | 3.62                         | 2.00               | 3.46         | 3.21         | 4.44         | 3.36            | 2.40                          | 1.82               | 1.93         | 2.30         | 2.46         | 2.52            |
| Total persons                                      | 5 171                        | 9                  | 122          | 365          | 1 433        | 3 242           | 13 700                        | 300                | 375          | 2 783        | 5 060        | 5 182           |
| <b>UNITS IN STRUCTURE</b>                          |                              |                    |              |              |              |                 |                               |                    |              |              |              |                 |
| 1, detached or attached                            | 457                          | —                  | 13           | 12           | 118          | 314             | 149                           | —                  | —            | 17           | 62           | 70              |
| 2  | 609                          | 5                  | 22           | 20           | 168          | 394             | 1 242                         | 5                  | 5            | 53           | 560          | 619             |
| 3 and 4  | 139                          | —                  | —            | 4            | 35           | 100             | 680                           | 10                 | —            | 15           | 253          | 402             |
| 5 to 9   | 23                           | —                  | —            | 6            | 7            | 10              | 897                           | 5                  | 38           | 230          | 289          | 335             |
| 10 to 49   | 22                           | —                  | —            | 11           | —            | 11              | 1 198                         | 34                 | 99           | 415          | 355          | 295             |
| 50 or more   | 32                           | —                  | —            | 32           | —            | —               | 625                           | 84                 | 22           | 236          | 204          | 79              |
| Mobile home or trailer, etc.                       | —                            | —                  | —            | —            | —            | —               | 10                            | —                  | —            | —            | 10           | —               |
| <b>SELECTED CHARACTERISTICS</b>                    |                              |                    |              |              |              |                 |                               |                    |              |              |              |                 |
| <b>Heating equipment</b>                           | 1 282                        | 5                  | 35           | 85           | 328          | 829             | 4 790                         | 138                | 164          | 966          | 1 733        | 1 789           |
| Steam or hot water system                          | 860                          | 5                  | 6            | 38           | 195          | 616             | 3 147                         | 64                 | 98           | 501          | 1 196        | 1 288           |
| Central warm-air furnace or electric heat pump     | 143                          | —                  | 29           | 37           | 39           | 38              | 579                           | 34                 | 14           | 309          | 157          | 65              |
| Other built-in electric units                      | 10                           | —                  | —            | 10           | —            | —               | 258                           | 10                 | 26           | 57           | 111          | 54              |
| Floor, wall, or pipeless furnace                   | 28                           | —                  | —            | —            | 15           | 13              | 94                            | —                  | 9            | 14           | 26           | 45              |
| Other means  | 241                          | —                  | —            | —            | 79           | 162             | 712                           | 30                 | 17           | 85           | 243          | 337             |
| <b>Air conditioning</b>                            | 730                          | 5                  | —            | 78           | 219          | 428             | 1 693                         | 61                 | 137          | 538          | 477          | 480             |
| Central system                                     | 43                           | —                  | —            | 6            | 21           | 16              | 261                           | 17                 | 43           | 93           | 49           | 59              |
| 1 or more individual room units                    | 687                          | 5                  | —            | 72           | 198          | 412             | 1 432                         | 44                 | 94           | 445          | 428          | 421             |
| <b>House heating fuel</b>                          | 1 282                        | 5                  | 35           | 85           | 328          | 829             | 4 790                         | 138                | 164          | 966          | 1 733        | 1 789           |
| Utility gas  | 441                          | —                  | 13           | 36           | 116          | 276             | 2 110                         | 58                 | 102          | 242          | 852          | 856             |
| Bottled, tank, or LP gas                           | 18                           | —                  | —            | —            | 6            | 12              | 49                            | —                  | —            | 21           | 11           | 17              |
| Electricity  | 26                           | —                  | 16           | 10           | —            | —               | 294                           | 10                 | 32           | 78           | 120          | 54              |
| Fuel oil, kerosene, etc.                           | 785                          | 5                  | —            | 39           | 200          | 541             | 2 250                         | 70                 | 24           | 609          | 724          | 823             |
| Other  | 12                           | —                  | 6            | —            | 6            | —               | 87                            | —                  | 6            | 16           | 26           | 39              |
| <b>Income in 1979 below poverty level</b>          | 160                          | 5                  | —            | —            | 58           | 97              | 1 644                         | 31                 | 30           | 236          | 722          | 625             |
| Percent below poverty level                        | 12.5                         | 100.0              | —            | —            | 17.7         | 11.7            | 34.2                          | 22.5               | 18.3         | 24.4         | 41.7         | 34.7            |
| <b>HOUSEHOLD INCOME IN 1979</b>                    |                              |                    |              |              |              |                 |                               |                    |              |              |              |                 |
| Less than \$5,000                                  | 120                          | —                  | —            | —            | 36           | 84              | 1 427                         | 16                 | 30           | 216          | 639          | 526             |
| \$5,000 to \$9,999                                 | 165                          | 5                  | —            | —            | 38           | 122             | 1 070                         | 43                 | 30           | 139          | 393          | 465             |
| \$10,000 to \$12,499                               | 90                           | —                  | —            | 7            | —            | 83              | 428                           | 20                 | 17           | 103          | 113          | 175             |
| \$12,500 to \$14,999                               | 119                          | —                  | —            | 38           | 18           | 63              | 339                           | 11                 | 12           | 68           | 119          | 129             |
| \$15,000 to \$19,999                               | 159                          | —                  | 18           | 5            | 30           | 106             | 692                           | 36                 | 18           | 205          | 221          | 212             |
| \$20,000 to \$24,999                               | 192                          | —                  | 4            | —            | 53           | 135             | 389                           | —                  | 27           | 100          | 110          | 152             |
| \$25,000 to \$34,999                               | 211                          | —                  | —            | 20           | 89           | 102             | 347                           | 12                 | 22           | 99           | 101          | 113             |
| \$35,000 to \$49,999                               | 190                          | —                  | 13           | 15           | 53           | 109             | 81                            | —                  | 8            | 23           | 22           | 28              |
| \$50,000 or more                                   | 36                           | —                  | —            | —            | 11           | 25              | 28                            | —                  | —            | 13           | 15           | —               |
| Median   | \$19 677                     | \$8 750            | \$19 931     | \$14 836     | \$22 885     | \$18 301        | \$9 519                       | \$11 250           | \$13 542     | \$13 419     | \$7 799      | \$8 890         |
| Mean   | \$21 349                     | \$9 010            | \$27 343     | \$23 340     | \$23 867     | \$19 971        | \$11 700                      | \$11 607           | \$15 490     | \$14 537     | \$10 598     | \$10 900        |

Table C-32. Units in Structure for Owner- and Renter-Occupied Housing Units With a Black Householder: 1980

[Data are estimates based on a sample, see Introduction. For meaning of symbols, see Introduction. For definitions of terms, see appendixes A and 8]

| Elizabeth city                                 | Owner-occupied housing units |                                    |                    |                                    | Renter-occupied housing units |                                    |          |                  |              |                   |                     |                                    |
|--|------------------------------|------------------------------------|--------------------|------------------------------------|-------------------------------|------------------------------------|----------|------------------|--------------|-------------------|---------------------|------------------------------------|
|  | Total                        | 1 unit,<br>detached or<br>attached | 2 or more<br>units | Mobile<br>home or<br>trailer, etc. | Total                         | 1 unit,<br>detached or<br>attached | 2 units  | 3 and 4<br>units | 5 to 9 units | 10 to 49<br>units | 50 or more<br>units | Mobile<br>home or<br>trailer, etc. |
| Occupied housing units                         | 1 282                        | 457                                | 825                | -                                  | 4 801                         | 149                                | 1 242    | 680              | 897          | 1 198             | 625                 | 10                                 |
| Condominium housing units                      | 11                           | -                                  | 11                 | -                                  | 44                            | -                                  | -        | -                | 12           | 18                | 14                  | -                                  |
| <b>HOUSEHOLD TYPE AND AGE OF HOUSEHOLDER</b>   |                              |                                    |                    |                                    |                               |                                    |          |                  |              |                   |                     |                                    |
| Married-couple families                        | 749                          | 256                                | 493                | -                                  | 1 399                         | 70                                 | 422      | 171              | 201          | 336               | 189                 | 10                                 |
| 15 to 24 years                                 | 14                           | -                                  | 14                 | -                                  | 108                           | -                                  | 12       | 27               | 19           | 26                | 24                  | -                                  |
| 25 to 34 years                                 | 55                           | 12                                 | 43                 | -                                  | 514                           | 4                                  | 120      | 99               | 66           | 147               | 78                  | -                                  |
| 35 to 44 years                                 | 176                          | 50                                 | 126                | -                                  | 350                           | 42                                 | 123      | 11               | 20           | 75                | 69                  | 10                                 |
| 45 to 64 years                                 | 421                          | 171                                | 250                | -                                  | 287                           | 10                                 | 131      | 21               | 45           | 66                | 14                  | -                                  |
| 65 years and over                              | 83                           | 32                                 | 60                 | -                                  | 140                           | 14                                 | 36       | 13               | 51           | 22                | 4                   | -                                  |
| Male householder, no wife present              | 100                          | 32                                 | 68                 | -                                  | 919                           | 8                                  | 192      | 113              | 133          | 293               | 180                 | -                                  |
| 15 to 24 years                                 | -                            | -                                  | -                  | -                                  | 161                           | -                                  | 13       | 6                | 39           | 42                | 61                  | -                                  |
| 25 to 34 years                                 | -                            | -                                  | -                  | -                                  | 283                           | -                                  | 49       | 24               | 31           | 99                | 80                  | -                                  |
| 35 to 44 years                                 | 47                           | 18                                 | 29                 | -                                  | 165                           | -                                  | 43       | 16               | 19           | 63                | 24                  | -                                  |
| 45 to 64 years                                 | 41                           | 14                                 | 27                 | -                                  | 247                           | 8                                  | 55       | 50               | 34           | 85                | 15                  | -                                  |
| 65 years and over                              | 12                           | -                                  | 12                 | -                                  | 63                            | -                                  | 32       | 17               | 10           | 4                 | -                   | -                                  |
| Female householder, no husband present         | 433                          | 169                                | 264                | -                                  | 2 483                         | 71                                 | 628      | 396              | 563          | 569               | 256                 | -                                  |
| 15 to 24 years                                 | 14                           | 6                                  | 8                  | -                                  | 459                           | 23                                 | 123      | 63               | 94           | 110               | 46                  | -                                  |
| 25 to 34 years                                 | 31                           | 12                                 | 19                 | -                                  | 625                           | -                                  | 133      | 138              | 157          | 179               | 18                  | -                                  |
| 35 to 44 years                                 | 80                           | 52                                 | 28                 | -                                  | 622                           | 34                                 | 155      | 113              | 124          | 110               | 86                  | -                                  |
| 45 to 64 years                                 | 171                          | 53                                 | 118                | -                                  | 531                           | 14                                 | 146      | 53               | 134          | 124               | 60                  | -                                  |
| 65 years and over                              | 137                          | 46                                 | 91                 | -                                  | 246                           | 7                                  | 71       | 29               | 54           | 46                | 46                  | -                                  |
| Median age                                     | 52.2                         | 51.2                               | 52.6               | -                                  | 36.9                          | 39.5                               | 39.6     | 34.5             | 37.6         | 34.9              | 35.2                | 42.5                               |
| <b>YEAR HOUSEHOLDER MOVED INTO UNIT</b>        |                              |                                    |                    |                                    |                               |                                    |          |                  |              |                   |                     |                                    |
| 1979 to March 1980                             | 64                           | 13                                 | 51                 | -                                  | 1 421                         | 56                                 | 345      | 181              | 222          | 362               | 255                 | -                                  |
| 1975 to 1978                                   | 115                          | 53                                 | 62                 | -                                  | 1 781                         | 48                                 | 421      | 238              | 332          | 504               | 228                 | 10                                 |
| 1970 to 1974                                   | 218                          | 79                                 | 139                | -                                  | 787                           | 12                                 | 221      | 121              | 138          | 205               | 90                  | -                                  |
| 1960 to 1969                                   | 497                          | 166                                | 331                | -                                  | 627                           | 19                                 | 191      | 115              | 159          | 96                | 47                  | -                                  |
| 1959 or earlier                                | 388                          | 146                                | 242                | -                                  | 185                           | 14                                 | 64       | 25               | 46           | 31                | 5                   | -                                  |
| <b>ROOMS</b>                                   |                              |                                    |                    |                                    |                               |                                    |          |                  |              |                   |                     |                                    |
| 1 room   | 4                            | -                                  | 4                  | -                                  | 322                           | -                                  | 15       | 20               | 88           | 130               | 69                  | -                                  |
| 2 rooms  | 11                           | -                                  | 11                 | -                                  | 324                           | -                                  | 19       | 54               | 32           | 175               | 44                  | -                                  |
| 3 rooms  | 36                           | 5                                  | 31                 | -                                  | 1 092                         | 12                                 | 157      | 80               | 127          | 484               | 232                 | -                                  |
| 4 rooms  | 174                          | 31                                 | 143                | -                                  | 1 585                         | 21                                 | 325      | 286              | 416          | 320               | 207                 | 10                                 |
| 5 rooms  | 380                          | 81                                 | 299                | -                                  | 1 129                         | 32                                 | 553      | 195              | 207          | 78                | 64                  | -                                  |
| 6 rooms  | 376                          | 169                                | 207                | -                                  | 186                           | 22                                 | 86       | 42               | 27           | -                 | 9                   | -                                  |
| 7 or more rooms                                | 301                          | 171                                | 130                | -                                  | 163                           | 62                                 | 87       | 3                | -            | 11                | -                   | -                                  |
| Median   | 5.6                          | 6.2                                | 5.2                | -                                  | 3.9                           | 5.9                                | 4.7      | 4.2              | 4.0          | 3.1               | 3.4                 | 4.0                                |
| <b>PLUMBING FACILITIES BY PERSONS PER ROOM</b> |                              |                                    |                    |                                    |                               |                                    |          |                  |              |                   |                     |                                    |
| Complete plumbing for exclusive use            | 1 228                        | 457                                | 771                | -                                  | 4 581                         | 149                                | 1 225    | 612              | 834          | 1 160             | 591                 | 10                                 |
| 0.50 or less                                   | 496                          | 174                                | 322                | -                                  | 1 738                         | 49                                 | 499      | 232              | 223          | 498               | 237                 | -                                  |
| 0.51 to 1.00                                   | 580                          | 221                                | 359                | -                                  | 2 197                         | 56                                 | 556      | 327              | 458          | 548               | 252                 | -                                  |
| 1.01 to 1.50                                   | 143                          | 57                                 | 86                 | -                                  | 498                           | 44                                 | 143      | 53               | 113          | 81                | 54                  | 10                                 |
| 1.51 or more                                   | 9                            | 5                                  | 4                  | -                                  | 148                           | -                                  | 27       | -                | 40           | 33                | 48                  | -                                  |
| Lacking complete plumbing for exclusive use    | 54                           | -                                  | 54                 | -                                  | 220                           | -                                  | 17       | 68               | 63           | 38                | 34                  | -                                  |
| 0.50 or less                                   | 38                           | -                                  | 38                 | -                                  | 67                            | -                                  | 5        | 25               | 25           | 7                 | 5                   | -                                  |
| 0.51 to 1.00                                   | 16                           | -                                  | 16                 | -                                  | 121                           | -                                  | 12       | 34               | 32           | 25                | 18                  | -                                  |
| 1.01 to 1.50                                   | -                            | -                                  | -                  | -                                  | 26                            | -                                  | -        | 9                | 6            | -                 | 11                  | -                                  |
| 1.51 or more                                   | -                            | -                                  | -                  | -                                  | 6                             | -                                  | -        | -                | -            | 6                 | -                   | -                                  |
| <b>BEDROOMS</b>                                |                              |                                    |                    |                                    |                               |                                    |          |                  |              |                   |                     |                                    |
| None   | 4                            | -                                  | 4                  | -                                  | 352                           | -                                  | 15       | 31               | 88           | 144               | 74                  | -                                  |
| 1  | 70                           | 9                                  | 61                 | -                                  | 1 513                         | 4                                  | 227      | 148              | 198          | 682               | 254                 | -                                  |
| 2  | 356                          | 51                                 | 305                | -                                  | 2 006                         | 59                                 | 602      | 351              | 397          | 329               | 258                 | 10                                 |
| 3  | 568                          | 241                                | 327                | -                                  | 797                           | 49                                 | 347      | 127              | 203          | 32                | 39                  | -                                  |
| 4  | 176                          | 100                                | 76                 | -                                  | 84                            | 22                                 | 28       | 23               | 11           | -                 | -                   | -                                  |
| 5 or more                                      | 108                          | 56                                 | 52                 | -                                  | 49                            | 15                                 | 23       | -                | -            | 11                | -                   | -                                  |
| <b>HOUSEHOLD INCOME IN 1979</b>                |                              |                                    |                    |                                    |                               |                                    |          |                  |              |                   |                     |                                    |
| Less than \$5,000                              | 120                          | 25                                 | 95                 | -                                  | 1 427                         | 35                                 | 318      | 239              | 389          | 320               | 116                 | 10                                 |
| \$5,000 to \$9,999                             | 165                          | 42                                 | 123                | -                                  | 1 070                         | 32                                 | 332      | 115              | 241          | 228               | 122                 | -                                  |
| \$10,000 to \$12,999                           | 90                           | 46                                 | 44                 | -                                  | 428                           | 5                                  | 80       | 50               | 91           | 156               | 46                  | -                                  |
| \$12,500 to \$14,999                           | 119                          | 34                                 | 85                 | -                                  | 339                           | 10                                 | 78       | 49               | 63           | 68                | 71                  | -                                  |
| \$15,000 to \$19,999                           | 159                          | 64                                 | 95                 | -                                  | 692                           | 12                                 | 168      | 127              | 69           | 193               | 123                 | -                                  |
| \$20,000 to \$24,999                           | 192                          | 64                                 | 128                | -                                  | 389                           | 4                                  | 150      | 32               | 21           | 132               | 50                  | -                                  |
| \$25,000 to \$34,999                           | 211                          | 83                                 | 128                | -                                  | 347                           | 8                                  | 104      | 68               | 16           | 79                | 72                  | -                                  |
| \$35,000 to \$49,999                           | 190                          | 90                                 | 100                | -                                  | 81                            | 28                                 | 12       | -                | 7            | 13                | 21                  | -                                  |
| \$50,000 or more                               | 36                           | 9                                  | 27                 | -                                  | 28                            | 15                                 | -        | -                | -            | 9                 | 4                   | -                                  |
| Median   | \$19 677                     | \$20 781                           | \$18 683           | -                                  | \$9 519                       | \$13 125                           | \$9 552  | \$9 271          | \$6 086      | \$10 817          | \$13 504            | \$3 750                            |
| Mean   | \$21 349                     | \$23 110                           | \$20 374           | -                                  | \$11 700                      | \$20 089                           | \$11 986 | \$11 075         | \$7 890      | \$12 149          | \$14 545            | \$3 815                            |
| <b>SELECTED CHARACTERISTICS</b>                |                              |                                    |                    |                                    |                               |                                    |          |                  |              |                   |                     |                                    |
| Heating equipment                              | 1 282                        | 457                                | 825                | -                                  | 4 790                         | 149                                | 1 242    | 675              | 891          | 1 198             | 625                 | 10                                 |
| Steam or hot water system                      | 860                          | 288                                | 572                | -                                  | 3 147                         | 111                                | 885      | 406              | 427          | 828               | 480                 | 10                                 |
| Central warm-air furnace or electric heat pump | 143                          | 62                                 | 81                 | -                                  | 579                           | 14                                 | 68       | 37               | 204          | 181               | 75                  | -                                  |
| Other built-in electric units                  | 10                           | -                                  | 10                 | -                                  | 258                           | 6                                  | 6        | 77               | 57           | 70                | 42                  | -                                  |
| Floor, wall, or pipeless furnace               | 28                           | 18                                 | 10                 | -                                  | 94                            | -                                  | 8        | 7                | 43           | 36                | -                   | -                                  |
| Other means                                    | 241                          | 89                                 | 152                | -                                  | 712                           | 18                                 | 275      | 148              | 160          | 83                | 28                  | -                                  |
| Air conditioning                               | 730                          | 292                                | 438                | -                                  | 1 693                         | 43                                 | 347      | 170              | 135          | 689               | 309                 | -                                  |
| Central system                                 | 43                           | 37                                 | 6                  | -                                  | 261                           | -                                  | 25       | 22               | 34           | 121               | 59                  | -                                  |
| Vehicles available                             | 1 098                        | 405                                | 693                | -                                  | 2 491                         | 123                                | 636      | 306              | 273          | 699               | 454                 | -                                  |
| 1  | 520                          | 204                                | 316                | -                                  | 1 947                         | 107                                | 512      | 247              | 197          | 535               | 349                 | -                                  |
| 2 or more                                      | 578                          | 201                                | 377                | -                                  | 544                           | 16                                 | 124      | 59               | 76           | 164               | 105                 | -                                  |
| House heating fuel                             | 1 282                        | 457                                | 825                | -                                  | 4 790                         | 149                                | 1 242    | 675              | 891          | 1 198             | 625                 | 10                                 |
| Utility gas                                    | 441                          | 167                                | 274                | -                                  | 2 110                         | 67                                 | 610      | 334              | 416          | 493               | 190                 | -                                  |
| Battled, tank, or LP gas                       | 18                           | 4                                  | 14                 | -                                  | 49                            | -                                  | 9        | 6                | 6            | 30                | 4                   | -                                  |
| Electricity                                    | 26                           | -                                  | 26                 | -                                  | 294                           | 6                                  | 6        | 77               | 70           | 83                | 52                  | -                                  |
| Fuel oil, kerosene, etc.                       | 785                          | 286                                | 499                | -                                  | 2 250                         | 70                                 | 591      | 247              | 388          | 570               | 374                 | 10                                 |
| Other  | 12                           | -                                  | 12                 | -                                  | 87                            | 6                                  | 35       | 8                | 11           | 22                | 5                   | -                                  |
| Water heating fuel                             | 1 282                        | 457                                | 825                | -                                  | 4 794                         | 149                                | 1 242    | 680              | 890          | 1 198             | 625                 | 10                                 |
| Utility gas                                    | 611                          | 205                                | 406                | -                                  | 2 631                         | 101                                | 802      | 435              | 464          | 598               | 231                 | -                                  |
| Battled, tank, or LP gas                       | 54                           | 25                                 | 29                 | -                                  | 108                           | 6                                  | 14       | 40               | 22           | 15                | 11                  | -                                  |
| Electricity                                    | 29                           | 13                                 | 16                 | -                                  | 260                           | -                                  | 44       | 12               | 97           | 60                | 47                  | -                                  |
| Fuel oil, kerosene, etc.                       | 588                          | 214                                | 374                | -                                  | 1 758                         | 42                                 | 368      | 193              | 290          | 519               | 336                 | 10                                 |
| Other  | -                            | -                                  | -                  | -                                  | 37                            | -                                  | 14       | -                | 17           | 6                 | -                   | -                                  |
| Family householder                             | 1 110                        | 417                                | 693                | -                                  | 3 273                         | 141                                | 952      | 500              | 671          | 642               | 357                 | 10                                 |
| With own children under 18 years               | 540                          | 210                                | 330                | -                                  | 2 182                         | 100                                | 636      | 361              | 479          | 331               | 265                 | 10                                 |
| With own children under 6 years                | 155                          | 63                                 | 92                 | -                                  | 1 095                         | 41                                 | 273      | 200              | 272          | 189               | 140                 | -                                  |
| Female householder, no husband present         | 310                          | 136                                | 174                | -                                  | 1 649                         | 71                                 | 480      | 304              | 430          | 247               | 117                 | -                                  |
| With own children under 18 years               | 142                          | 72                                 | 70                 | -                                  | 1 286                         | 49                                 | 371      | 232              | 351          | 183               | 100                 | -                                  |
| With own children under 6 years                | 47                           | 20                                 | 27                 | -                                  | 582                           | 22                                 | 129      | 128              | 192          | 87                | 24                  | -                                  |
| Nonfamily householder                          | 172                          | 40                                 | 132                | -                                  | 1 528                         | 8                                  | 290      | 180              | 226          | 556               | 268                 | -                                  |
| Income in 1979 below poverty level             | 160                          | 39                                 | 121                | -                                  | 1 644                         | 42                                 | 424      | 263              | 466          | 299               | 140                 | 10                                 |
| Percent below poverty level                    | 12.5                         | 8.5                                | 14.7               | -                                  | 34.2                          | 28.2                               | 34.1     | 38.7             | 52.0         | 25.0              | 22.4                | 100.0                              |



Table C—33. Owner- and Renter-Occupied Housing Units With a Black Householder by Size of Household: 1980

(Data are estimates based on a sample, see Introduction. For meaning of symbols, see Introduction. For definitions of terms, see appendixes A and B)

| Elizabeth city  | Total        | 1 person     | 2 persons    | 3 persons  | 4 persons  | 5 persons  | 6 persons  | 7 persons  | 8 or more persons | Median      | Total persons |
|---|--------------|--------------|--------------|------------|------------|------------|------------|------------|-------------------|-------------|---------------|
| <b>Owner-occupied housing units</b> -----                                   | <b>1 282</b> | <b>152</b>   | <b>277</b>   | <b>189</b> | <b>194</b> | <b>196</b> | <b>143</b> | <b>77</b>  | <b>54</b>         | <b>3.62</b> | <b>5 171</b>  |
| Nonrelatives present -----  | 80           | —            | 10           | 12         | 20         | 17         | 14         | —          | 7                 | 4.40        | 399           |
| <b>ROOMS</b>  |              |              |              |            |            |            |            |            |                   |             |               |
| 1 to 3 rooms -----  | 51           | 17           | —            | 29         | —          | 5          | —          | —          | —                 | 2.79        | 125           |
| 4 rooms -----   | 174          | 37           | 55           | 27         | 22         | 33         | —          | —          | —                 | 2.41        | 448           |
| 5 rooms -----   | 380          | 38           | 104          | 42         | 58         | 60         | 58         | 16         | 4                 | 3.60        | 1 466         |
| 6 rooms -----   | 376          | 32           | 85           | 54         | 67         | 67         | 61         | 10         | —                 | 3.75        | 1 466         |
| 7 rooms -----   | 125          | 13           | 5            | 26         | 37         | 20         | 5          | 5          | 14                | 4.00        | 555           |
| 8 or more rooms -----   | 176          | 15           | 28           | 11         | 10         | 11         | 19         | 46         | 36                | 6.18        | 1 111         |
| Median -----  | 5.6          | 5.1          | 5.3          | 5.4        | 5.8        | 5.5        | 5.7        | 7.7        | 8.3               | ...         | ...           |
| <b>PLUMBING FACILITIES BY PERSONS PER ROOM</b>                              |              |              |              |            |            |            |            |            |                   |             |               |
| <b>Complete plumbing for exclusive use</b> -----                            | <b>1 228</b> | <b>142</b>   | <b>245</b>   | <b>185</b> | <b>194</b> | <b>193</b> | <b>138</b> | <b>77</b>  | <b>54</b>         | <b>3.72</b> | <b>5 015</b>  |
| 1.00 or less -----  | 1 076        | 142          | 245          | 180        | 194        | 155        | 80         | 51         | 29                | 3.34        | 4 033         |
| 1.01 to 1.50 -----  | 143          | —            | —            | 5          | —          | 33         | 58         | 26         | 21                | 6.08        | 930           |
| 1.51 or more -----  | 9            | —            | —            | —          | —          | 5          | —          | —          | 4                 | 5.40        | 52            |
| <b>Lacking complete plumbing for exclusive use</b> -----                    | <b>54</b>    | <b>10</b>    | <b>32</b>    | <b>4</b>   | <b>—</b>   | <b>3</b>   | <b>5</b>   | <b>—</b>   | <b>—</b>          | <b>2.03</b> | <b>156</b>    |
| 1.00 or less -----  | 54           | 10           | 32           | 4          | —          | 3          | 5          | —          | —                 | 2.03        | 156           |
| 1.01 to 1.50 -----  | —            | —            | —            | —          | —          | —          | —          | —          | —                 | —           | —             |
| 1.51 or more -----  | —            | —            | —            | —          | —          | —          | —          | —          | —                 | —           | —             |
| <b>UNITS IN STRUCTURE</b>   |              |              |              |            |            |            |            |            |                   |             |               |
| 1, detached or attached -----   | 457          | 40           | 83           | 65         | 56         | 69         | 71         | 50         | 23                | 4.22        | 1 993         |
| 2 or more -----   | 825          | 112          | 194          | 124        | 138        | 127        | 72         | 27         | 31                | 3.36        | 3 178         |
| Mobile home or trailer, etc. -----  | —            | —            | —            | —          | —          | —          | —          | —          | —                 | —           | —             |
| <b>VALUE</b>  |              |              |              |            |            |            |            |            |                   |             |               |
| <b>Specified owner-occupied housing units</b> -----                         | <b>427</b>   | <b>40</b>    | <b>83</b>    | <b>53</b>  | <b>56</b>  | <b>59</b>  | <b>67</b>  | <b>46</b>  | <b>23</b>         | <b>4.17</b> | <b>1 841</b>  |
| Less than \$10,000 -----  | —            | —            | —            | —          | —          | —          | —          | —          | —                 | —           | —             |
| \$10,000 to \$19,999 -----  | 31           | 10           | 4            | 8          | 5          | 4          | —          | —          | —                 | 2.69        | 84            |
| \$20,000 to \$29,999 -----  | 98           | 5            | 27           | 8          | 12         | 21         | 13         | 12         | —                 | 4.25        | 394           |
| \$30,000 to \$39,999 -----  | 146          | 13           | 20           | 30         | 13         | 4          | 23         | 34         | 9                 | 4.27        | 675           |
| \$40,000 to \$49,999 -----  | 109          | 6            | 19           | —          | 20         | 25         | 25         | —          | 14                | 4.88        | 542           |
| \$50,000 to \$59,999 -----  | 30           | —            | 13           | —          | 6          | 5          | 6          | —          | —                 | 3.83        | 120           |
| \$60,000 to \$79,999 -----  | 13           | 6            | —            | 7          | —          | —          | —          | —          | —                 | 2.57        | 26            |
| \$80,000 to \$99,999 -----  | —            | —            | —            | —          | —          | —          | —          | —          | —                 | —           | —             |
| \$100,000 to \$149,999 -----  | —            | —            | —            | —          | —          | —          | —          | —          | —                 | —           | —             |
| \$150,000 or more -----   | —            | —            | —            | —          | —          | —          | —          | —          | —                 | —           | —             |
| Median -----  | \$35 000     | \$36 900     | \$36 800     | \$32 500   | \$34 200   | \$40 200   | \$34 500   | \$34 200   | \$40 900          | ...         | ...           |
| <b>SELECTED CHARACTERISTICS</b>   |              |              |              |            |            |            |            |            |                   |             |               |
| <b>All income levels in 1979</b> -----                                      | <b>1 282</b> | <b>152</b>   | <b>277</b>   | <b>189</b> | <b>194</b> | <b>196</b> | <b>143</b> | <b>77</b>  | <b>54</b>         | <b>3.62</b> | <b>5 171</b>  |
| Median income -----   | \$19 677     | \$6 250      | \$13 875     | \$17 928   | \$27 857   | \$23 452   | \$21 083   | \$25 375   | \$32 250          | ...         | ...           |
| Median selected monthly owner costs as percentage of household income ----- | 21.3         | 50+          | 18.4         | 28.9       | 15.0       | 19.2       | 23.1       | 14.1       | 11.5              | ...         | ...           |
| With a mortgage -----   | 21.7         | 30.4         | 18.5         | 30.9       | 20.8       | 18.8       | 25.4       | 21.3       | 11.5              | ...         | ...           |
| Not mortgaged -----   | 19.2         | 50+          | 18.1         | 22.9       | 12.5       | 41.5       | 12.5       | 12.5       | —                 | ...         | ...           |
| <b>Income in 1979 below poverty level</b> -----                             | <b>160</b>   | <b>47</b>    | <b>30</b>    | <b>37</b>  | <b>—</b>   | <b>10</b>  | <b>27</b>  | <b>3</b>   | <b>6</b>          | <b>2.58</b> | <b>...</b>    |
| Median income -----   | \$4 202      | \$2500+      | \$3 438      | \$5 417    | —          | \$6 250    | \$6 806    | \$6 250    | \$11 250          | ...         | ...           |
| Median selected monthly owner costs as percentage of household income ----- | 48.1         | 50+          | —            | 45.0       | —          | —          | 27.5       | —          | —                 | ...         | ...           |
| With a mortgage -----   | 27.5         | —            | —            | —          | —          | —          | 27.5       | —          | —                 | ...         | ...           |
| Not mortgaged -----   | 50+          | 50+          | —            | 45.0       | —          | —          | —          | —          | —                 | ...         | ...           |
| <b>Renter-occupied housing units</b> -----                                  | <b>4 801</b> | <b>1 317</b> | <b>1 208</b> | <b>858</b> | <b>587</b> | <b>425</b> | <b>216</b> | <b>104</b> | <b>86</b>         | <b>2.40</b> | <b>13 700</b> |
| Nonrelatives present -----  | 396          | —            | 190          | 78         | 33         | 38         | 17         | 18         | 22                | 2.60        | 1 338         |
| <b>ROOMS</b>  |              |              |              |            |            |            |            |            |                   |             |               |
| 1 room -----  | 322          | 276          | 36           | 10         | —          | —          | —          | —          | —                 | 1.08        | 414           |
| 2 rooms -----   | 324          | 187          | 79           | 35         | 9          | 14         | —          | —          | —                 | 1.37        | 594           |
| 3 rooms -----   | 1 092        | 492          | 394          | 127        | 43         | 11         | 25         | —          | —                 | 1.64        | 1 986         |
| 4 rooms -----   | 1 585        | 272          | 440          | 356        | 213        | 181        | 89         | 21         | 13                | 2.73        | 4 759         |
| 5 rooms -----   | 1 129        | 64           | 212          | 277        | 249        | 174        | 69         | 69         | 15                | 3.55        | 4 423         |
| 6 rooms -----   | 186          | 10           | 32           | 26         | 52         | 21         | 33         | 8          | 4                 | 3.98        | 740           |
| 7 or more rooms -----   | 163          | 16           | 15           | 27         | 21         | 21         | —          | 6          | 54                | 4.60        | 784           |
| Median -----  | 3.9          | 2.9          | 3.7          | 4.2        | 4.6        | 4.5        | 4.4        | 4.9        | 6.9               | ...         | ...           |
| <b>PLUMBING FACILITIES BY PERSONS PER ROOM</b>                              |              |              |              |            |            |            |            |            |                   |             |               |
| <b>Complete plumbing for exclusive use</b> -----                            | <b>4 581</b> | <b>1 192</b> | <b>1 172</b> | <b>845</b> | <b>555</b> | <b>420</b> | <b>207</b> | <b>104</b> | <b>86</b>         | <b>2.44</b> | <b>13 217</b> |
| 1.00 or less -----  | 3 935        | 1 192        | 1 142        | 800        | 520        | 214        | 33         | 6          | 28                | 2.18        | 9 454         |
| 1.01 to 1.50 -----  | 498          | —            | —            | 35         | 26         | 181        | 149        | 77         | 30                | 5.55        | 2 907         |
| 1.51 or more -----  | 148          | —            | 30           | 10         | 9          | 25         | 25         | 21         | 28                | 5.50        | 856           |
| <b>Lacking complete plumbing for exclusive use</b> -----                    | <b>220</b>   | <b>125</b>   | <b>36</b>    | <b>13</b>  | <b>32</b>  | <b>5</b>   | <b>9</b>   | <b>—</b>   | <b>—</b>          | <b>1.38</b> | <b>483</b>    |
| 1.00 or less -----  | 188          | 125          | 30           | 13         | 15         | 5          | —          | —          | —                 | 1.25        | 367           |
| 1.01 to 1.50 -----  | 26           | —            | —            | —          | 17         | —          | 9          | —          | —                 | 4.26        | 107           |
| 1.51 or more -----  | 6            | —            | 6            | —          | —          | —          | —          | —          | —                 | 2.00        | 9             |
| <b>UNITS IN STRUCTURE</b>   |              |              |              |            |            |            |            |            |                   |             |               |
| 1, detached or attached -----   | 149          | 4            | 29           | 21         | 36         | 24         | —          | —          | 35                | 4.07        | 635           |
| 2 -----   | 1 242        | 237          | 282          | 251        | 173        | 149        | 63         | 49         | 38                | 2.91        | 4 031         |
| 3 and 4 -----   | 680          | 154          | 155          | 163        | 91         | 68         | 36         | 13         | —                 | 2.69        | 2 043         |
| 5 to 9 -----  | 897          | 196          | 205          | 165        | 178        | 62         | 59         | 19         | 13                | 2.79        | 2 824         |
| 10 to 49 -----  | 1 198        | 490          | 404          | 137        | 59         | 73         | 20         | 15         | —                 | 1.77        | 2 387         |
| 50 or more -----  | 625          | 236          | 133          | 121        | 50         | 49         | 28         | 8          | —                 | 2.08        | 1 526         |
| Mobile home or trailer, etc. -----  | 10           | —            | —            | —          | —          | —          | 10         | —          | —                 | 6.00        | 54            |
| <b>GROSS RENT</b>   |              |              |              |            |            |            |            |            |                   |             |               |
| <b>Specified renter-occupied housing units</b> -----                        | <b>4 771</b> | <b>1 317</b> | <b>1 202</b> | <b>858</b> | <b>587</b> | <b>421</b> | <b>216</b> | <b>104</b> | <b>66</b>         | <b>2.39</b> | <b>13 512</b> |
| Less than \$100 -----   | 450          | 129          | 78           | 118        | 44         | 53         | 19         | 9          | —                 | 2.65        | 1 126         |
| \$100 to \$149 -----  | 315          | 158          | 62           | 32         | 32         | —          | 15         | 7          | 9                 | 1.50        | 847           |
| \$150 to \$199 -----  | 479          | 218          | 129          | 43         | 26         | 11         | 21         | 18         | 13                | 1.67        | 1 334         |
| \$200 to \$249 -----  | 980          | 312          | 281          | 151        | 107        | 65         | 40         | 14         | 10                | 2.13        | 2 567         |
| \$250 to \$299 -----  | 1 186        | 246          | 346          | 252        | 128        | 124        | 58         | 22         | 10                | 2.50        | 3 492         |
| \$300 to \$349 -----  | 859          | 182          | 205          | 168        | 162        | 74         | 36         | 23         | 9                 | 2.75        | 2 455         |
| \$350 to \$399 -----  | 343          | 51           | 67           | 72         | 50         | 69         | 23         | 11         | —                 | 3.24        | 1 075         |
| \$400 to \$499 -----  | 99           | 9            | 28           | 11         | 22         | 25         | 4          | —          | —                 | 3.57        | 388           |
| \$500 or more -----   | 37           | —            | —            | 11         | 11         | —          | —          | —          | 15                | 4.18        | 179           |
| No cash rent -----  | 23           | 12           | 6            | —          | 5          | —          | —          | —          | —                 | 1.46        | 49            |
| Median -----  | \$256        | \$228        | \$257        | \$267      | \$282      | \$271      | \$270      | \$280      | \$277             | ...         | ...           |
| <b>SELECTED CHARACTERISTICS</b>   |              |              |              |            |            |            |            |            |                   |             |               |
| <b>All income levels in 1979</b> -----                                      | <b>4 801</b> | <b>1 317</b> | <b>1 208</b> | <b>858</b> | <b>587</b> | <b>425</b> | <b>216</b> | <b>104</b> | <b>86</b>         | <b>2.40</b> | <b>13 700</b> |
| Median income -----   | \$9 519      | \$6 806      | \$11 358     | \$7 304    | \$12 628   | \$13 219   | \$11 200   | \$8 448    | \$19 457          | ...         | ...           |
| Median gross rent as percentage of household income -----                   | 26.7         | 34.6         | 24.3         | 26.3       | 24.1       | 23.5       | 23.9       | 42.6       | 14.0              | ...         | ...           |
| <b>Income in 1979 below poverty level</b> -----                             | <b>1 644</b> | <b>439</b>   | <b>287</b>   | <b>358</b> | <b>209</b> | <b>157</b> | <b>96</b>  | <b>70</b>  | <b>28</b>         | <b>2.77</b> | <b>...</b>    |
| Median income -----   | \$3 355      | \$2500+      | \$3 141      | \$3 435    | \$3 860    | \$5 650    | \$6 250    | \$7 031    | \$8 611           | ...         | ...           |
| Median gross rent as percentage of household income -----                   | 50+          | 50+          | 50+          | 50+        | 50+        | 50+        | 35.6       | 49.4       | 22.8              | ...         | ...           |

Table C—34. Household Composition and Age of Householder for Owner- and Renter-Occupied Housing Units With a Black Householder: 1980

[Data are estimates based on a sample, see Introduction. For meaning of symbols, see Introduction. For definitions of terms, see appendices A and B.]

| Elizabeth city  | Married-couple families |                |                |                |                | Male householder, no wife present |                |                |                   |                | Female householder, no husband present |                |                |                |                | Median age |                   |                |                   |                |                |
|---|-------------------------|----------------|----------------|----------------|----------------|-----------------------------------|----------------|----------------|-------------------|----------------|--|----------------|----------------|----------------|----------------|------------|-------------------|----------------|-------------------|----------------|----------------|
|   | 15 to 24 years          |                | 25 to 34 years |                | 35 to 44 years |                                   | 45 to 64 years |                | 65 years and over |                | 15 to 24 years                         |                | 25 to 34 years |                | 35 to 44 years |            | 45 to 64 years    |                | 65 years and over |                |                |
|   | Total                   | 15 to 24 years | 25 to 34 years | 35 to 44 years | 45 to 64 years | 65 years and over                 | 15 to 24 years | 25 to 34 years | 35 to 44 years    | 45 to 64 years | 65 years and over                      | 15 to 24 years | 25 to 34 years | 35 to 44 years | 45 to 64 years |            | 65 years and over | 15 to 24 years | 25 to 34 years    | 35 to 44 years | 45 to 64 years |
| <b>Owner-occupied housing units</b> .....   | 1 282                   | 14             | 55             | 176            | 421            | 83                                | -              | 47             | 41                | 12             | 14                                     | 31             | 80             | 171            | 137            | 52.2       |                   |                |                   |                |                |
| <b>PERSONS IN UNIT</b> .....  |                         |                |                |                |                |                                   |                |                |                   |                |  |                |                |                |                |            |                   |                |                   |                |                |
| 1 person .....  | 152                     | 6              | -              | 10             | 109            | 50                                | -              | 19             | 19                | 6              | 8                                      | 10             | -              | 50             | 58             | 60.4       |                   |                |                   |                |                |
| 2 persons .....   | 277                     | -              | -              | 12             | 62             | 23                                | -              | 5              | 10                | 6              | -                                      | 24             | 10             | 24             | 35             | 38.9       |                   |                |                   |                |                |
| 3 persons .....   | 189                     | -              | -              | 62             | 87             | 23                                | -              | 8              | 8                 | 6              | 6                                      | 8              | 5              | 16             | 5              | 46.7       |                   |                |                   |                |                |
| 4 persons .....   | 194                     | 8              | 28             | 35             | 42             | 10                                | -              | 4              | -                 | -              | 6                                      | 14             | 5              | 23             | 5              | 46.6       |                   |                |                   |                |                |
| 5 persons .....   | 196                     | 8              | 21             | 42             | 78             | 10                                | -              | 11             | 4                 | -              | 13                                     | 27             | 24             | 27             | 27             | 45.3       |                   |                |                   |                |                |
| 6 or more persons .....   | 274                     | 4.3            | 4.48           | 5.24           | 3.95           | 2.33                              | -              | 2.40           | 1.65              | 2.00           | 2.38                                   | 4.19           | 4.57           | 2.84           | 1.80           | 45.3       |                   |                |                   |                |                |
| Median .....  | 3.62                    | 4.13           | 4.48           | 5.24           | 3.95           | 2.33                              | -              | 2.40           | 1.65              | 2.00           | 2.38                                   | 4.19           | 4.57           | 2.84           | 1.80           | 45.3       |                   |                |                   |                |                |
| Total persons .....   | 5 171                   | 56             | 199            | 1 128          | 1 793          | 250                               | -              | 131            | 113               | 30             | 35                                     | 131            | 368            | 577            | 340            | ...        |                   |                |                   |                |                |
| <b>PLUMBING FACILITIES BY PERSONS PER ROOM</b> .....  |                         |                |                |                |                |                                   |                |                |                   |                |  |                |                |                |                |            |                   |                |                   |                |                |
| Complete plumbing for exclusive use .....   | 1 228                   | 14             | 55             | 171            | 401            | 83                                | -              | 42             | 37                | 6              | 14                                     | 31             | 80             | 171            | 123            | 51.9       |                   |                |                   |                |                |
| 1.01 or more persons per room .....   | 152                     | -              | 11             | 38             | 53             | -                                 | -              | 5              | 4                 | 6              | -                                      | 9              | 22             | 15             | 14             | 44.4       |                   |                |                   |                |                |
| Locking complete plumbing for exclusive use .....   | 54                      | -              | -              | 5              | 20             | -                                 | -              | -              | 4                 | 6              | -                                      | -              | -              | -              | -              | 56.8       |                   |                |                   |                |                |
| 1.01 or more persons per room .....   | -                       | -              | -              | -              | -              | -                                 | -              | -              | -                 | -              | -                                      | -              | -              | -              | -              | -          |                   |                |                   |                |                |
| <b>MORTGAGE STATUS AND SELECTED MONTHLY OWNER COSTS AS PERCENTAGE OF HOUSEHOLD INCOME IN 1979</b> ..... |                         |                |                |                |                |                                   |                |                |                   |                |  |                |                |                |                |            |                   |                |                   |                |                |
| Specified owner-occupied housing units .....  | 427                     | -              | 12             | 50             | 157            | 17                                | -              | 18             | 14                | -              | 6                                      | 8              | 52             | 47             | 46             | 49.9       |                   |                |                   |                |                |
| With a mortgage .....   | 290                     | -              | 6              | 45             | 146            | 17                                | -              | 18             | 8                 | -              | 6                                      | 6              | 39             | 15             | 7              | 47.5       |                   |                |                   |                |                |
| Less than 15 percent .....  | 79                      | -              | -              | 12             | 56             | 15                                | -              | -              | -                 | -              | -                                      | -              | -              | -              | -              | 49.0       |                   |                |                   |                |                |
| 15 to 19 percent .....  | 49                      | -              | -              | 5              | 39             | 11                                | -              | -              | -                 | -              | -                                      | -              | 5              | 4              | 7              | 51.5       |                   |                |                   |                |                |
| 20 to 24 percent .....  | 49                      | -              | -              | 13             | 11             | 7                                 | -              | -              | -                 | -              | 6                                      | 8              | 8              | 11             | -              | 44.1       |                   |                |                   |                |                |
| 25 to 29 percent .....  | 33                      | -              | 6              | 4              | 7              | -                                 | -              | 11             | -                 | -              | -                                      | 5              | 5              | -              | -              | 42.0       |                   |                |                   |                |                |
| 30 to 34 percent .....  | 53                      | -              | 5              | 21             | 5              | 21                                | -              | 7              | 8                 | -              | -                                      | 12             | 12             | -              | -              | 46.6       |                   |                |                   |                |                |
| 35 percent or more .....  | 27                      | -              | -              | 6              | 12             | -                                 | -              | -              | -                 | -              | -                                      | -              | 9              | -              | -              | 44.5       |                   |                |                   |                |                |
| Not computed .....  | -                       | -              | -              | 22.1           | 17.2           | -                                 | -              | 29.1           | 32.5              | -              | 22.5                                   | -              | 30.6           | 21.6           | 12.5           | ...        |                   |                |                   |                |                |
| Median .....  | 21.7                    | -              | 27.5           | 22.1           | 17.2           | -                                 | -              | 29.1           | 32.5              | -              | 22.5                                   | -              | 30.6           | 21.6           | 12.5           | ...        |                   |                |                   |                |                |
| Not mortgaged .....   | 137                     | -              | 6              | 5              | 11             | 17                                | -              | 6              | 6                 | -              | -                                      | 8              | 13             | 32             | 39             | 63.2       |                   |                |                   |                |                |
| Less than 10 percent .....  | 16                      | -              | -              | 5              | 7              | -                                 | -              | -              | -                 | -              | -                                      | -              | -              | 4              | -              | 48.8       |                   |                |                   |                |                |
| 10 to 14 percent .....  | 43                      | -              | 6              | 4              | 3              | 3                                 | -              | -              | 6                 | -              | -                                      | 8              | 3              | 4              | 13             | 50.4       |                   |                |                   |                |                |
| 15 to 19 percent .....  | 9                       | -              | -              | -              | 9              | -                                 | -              | -              | -                 | -              | -                                      | -              | -              | -              | -              | 67.5       |                   |                |                   |                |                |
| 20 to 24 percent .....  | 12                      | -              | -              | -              | 5              | -                                 | -              | -              | -                 | -              | -                                      | -              | -              | 7              | 6              | 64.3       |                   |                |                   |                |                |
| 25 to 29 percent .....  | 6                       | -              | -              | -              | -              | -                                 | -              | -              | -                 | -              | -                                      | -              | -              | -              | 6              | 72.5       |                   |                |                   |                |                |
| 30 to 34 percent .....  | 47                      | -              | -              | -              | -              | -                                 | -              | -              | -                 | -              | -                                      | -              | -              | -              | -              | 63.2       |                   |                |                   |                |                |
| 35 percent or more .....  | 4                       | -              | -              | -              | -              | -                                 | -              | -              | -                 | -              | -                                      | -              | 10             | 21             | 16             | 63.2       |                   |                |                   |                |                |
| Not computed .....  | 19.2                    | -              | 12.5           | 10-            | 18.1           | -                                 | -              | -              | 12.5              | -              | -                                      | 12.5           | 43.5           | 43.1           | 28.8           | 77.5       |                   |                |                   |                |                |
| Median .....  | 19.2                    | -              | 12.5           | 10-            | 18.1           | -                                 | -              | -              | 12.5              | -              | -                                      | 12.5           | 43.5           | 43.1           | 28.8           | 77.5       |                   |                |                   |                |                |
| <b>Renter-occupied housing units</b> .....  | 4 801                   | 1166           | 514            | 350            | 287            | 140                               | 161            | 283            | 165               | 247            | 63                                     | 459            | 625            | 531            | 246            | 36.9       |                   |                |                   |                |                |
| <b>PERSONS IN UNIT</b> .....  |                         |                |                |                |                |                                   |                |                |                   |                |  |                |                |                |                |            |                   |                |                   |                |                |
| 1 person .....  | 1 317                   | 52             | 103            | 63             | 144            | 91                                | 89             | 173            | 109               | 174            | 40                                     | 122            | 120            | 223            | 158            | 42.4       |                   |                |                   |                |                |
| 2 persons .....   | 1 208                   | 70             | 145            | 48             | 61             | 22                                | 52             | 64             | 22                | 31             | 17                                     | 109            | 162            | 122            | 40             | 37.5       |                   |                |                   |                |                |
| 3 persons .....   | 858                     | 36             | 113            | 44             | 50             | 27                                | 37             | 37             | 20                | 25             | 6                                      | 111            | 158            | 98             | 15             | 33.9       |                   |                |                   |                |                |
| 4 persons .....   | 435                     | 5              | 89             | 70             | 24             | 8                                 | 7              | 9              | 9                 | 12             | -                                      | 64             | 90             | 78             | 20             | 34.2       |                   |                |                   |                |                |
| 5 persons .....   | 46                      | -              | 64             | 105            | 24             | -                                 | 4              | 4              | 9                 | -              | -                                      | 49             | 76             | 72             | 1              | 34.1       |                   |                |                   |                |                |
| 6 or more persons .....   | 240                     | 2.40           | 3.58           | 4.50           | 2.50           | 2.27                              | 1.40           | 1.32           | 1.26              | 1.21           | 1.29                                   | 2.49           | 2.69           | 1.82           | 9              | 36.9       |                   |                |                   |                |                |
| Median .....  | 3.44                    | 3.44           | 2 104          | 1 560          | 879            | 340                               | 293            | 436            | 301               | 406            | 110                                    | 1 148          | 1 783          | 1 294          | 466            | ...        |                   |                |                   |                |                |
| Total persons .....   | 13 700                  | 344            | 2 104          | 1 560          | 879            | 340                               | 293            | 436            | 301               | 406            | 110                                    | 1 148          | 1 783          | 1 294          | 466            | ...        |                   |                |                   |                |                |
| <b>PLUMBING FACILITIES BY PERSONS PER ROOM</b> .....  |                         |                |                |                |                |                                   |                |                |                   |                |  |                |                |                |                |            |                   |                |                   |                |                |
| Complete plumbing for exclusive use .....   | 4 581                   | 168            | 499            | 334            | 275            | 140                               | 147            | 252            | 157               | 219            | 55                                     | 439            | 584            | 519            | 246            | 37.0       |                   |                |                   |                |                |
| 1.01 or more persons per room .....   | 646                     | 7              | 157            | 127            | 27             | 8                                 | 11             | 9              | 15                | 8              | 8                                      | 28             | 20             | 43             | 23             | 36.6       |                   |                |                   |                |                |
| Locking complete plumbing for exclusive use .....   | 220                     | -              | 15             | 16             | 12             | -                                 | 14             | 31             | 8                 | 28             | 8                                      | 31             | 8              | 15             | 12             | 33.5       |                   |                |                   |                |                |
| 1.01 or more persons per room .....   | 32                      | -              | 15             | 11             | -              | -                                 | -              | -              | -                 | -              | -                                      | -              | -              | -              | -              | 32.2       |                   |                |                   |                |                |
| <b>GROSS RENT AS PERCENTAGE OF HOUSEHOLD INCOME IN 1979</b> .....                                       |                         |                |                |                |                |                                   |                |                |                   |                |  |                |                |                |                |            |                   |                |                   |                |                |
| Specified renter-occupied housing units .....   | 4 771                   | 108            | 514            | 346            | 277            | 134                               | 161            | 283            | 165               | 247            | 63                                     | 455            | 625            | 531            | 246            | 36.8       |                   |                |                   |                |                |
| Less than 15 percent .....  | 721                     | 30             | 114            | 74             | 74             | 12                                | 29             | 49             | 26                | 43             | 8                                      | 9              | 55             | 59             | 18             | 37.6       |                   |                |                   |                |                |
| 15 to 19 percent .....  | 750                     | 26             | 163            | 62             | 72             | 26                                | 24             | 44             | 28                | 34             | -                                      | 24             | 55             | 86             | 28             | 37.1       |                   |                |                   |                |                |
| 20 to 24 percent .....  | 690                     | 14             | 93             | 29             | 40             | 42                                | 28             | 63             | 11                | 40             | -                                      | 65             | 69             | 39             | 22             | 35.7       |                   |                |                   |                |                |
| 25 to 29 percent .....  | 420                     | 5              | 52             | 29             | 29             | 13                                | -              | 12             | 31                | 23             | 6                                      | 24             | 65             | 70             | 14             | 38.1       |                   |                |                   |                |                |
| 30 to 34 percent .....  | 234                     | 5              | 10             | 7              | 37             | 7                                 | 4              | 41             | 7                 | 14             | 10                                     | 9              | 20             | 15             | 26             | 45.3       |                   |                |                   |                |                |
| 35 to 49 percent .....  | 535                     | 10             | 19             | 8              | 3              | 12                                | 27             | 38             | 7                 | 50             | 18                                     | 46             | 103            | 102            | 32             | 36.7       |                   |                |                   |                |                |
| 50 percent or more .....  | 1 265                   | 13             | 63             | 29             | 22             | 29                                | 23             | 36             | 33                | 43             | 9                                      | 271            | 248            | 203            | 82             | 34.3       |                   |                |                   |                |                |
| Not computed .....  | 156                     | -              | -              | 19.8           | 26             | 23.5                              | 22.6           | 23.8           | 25.8              | 26.4           | 12                                     | 7              | 10             | 34             | 18             | 34.3       |                   |                |                   |                |                |
| Median .....  | 26.7                    | 15.1           | 19.4           | 19.8           | 19.5           | 23.5                              | 22.6           | 23.8           | 25.8              | 26.4           | 12                                     | 7              | 10             | 34             | 18             | 34.3       |                   |                |                   |                |                |



Table C-35. Age and Sex of Householder in One-Person Households for Owner- and Renter-Occupied Housing Units With a Black Householder: 1980

(Data are estimates based on a sample, see Introduction. For meaning of symbols, see Introduction. For definitions of terms, see appendixes A and B)

| Elizabeth city  | Male householder |                |                |                |                |                   | Female householder |                |                |                |                |                   |         |
|---|------------------|----------------|----------------|----------------|----------------|-------------------|--------------------|----------------|----------------|----------------|----------------|-------------------|---------|
|   | Total            | 15 to 24 years | 25 to 34 years | 35 to 44 years | 45 to 64 years | 65 years and over | Total              | 15 to 24 years | 25 to 34 years | 35 to 44 years | 45 to 64 years | 65 years and over |         |
| <b>Owner-occupied housing units</b> .....   | 152              | 44             | -              | -              | 19             | 19                | 6                  | 108            | -              | -              | -              | 50                | 58      |
| <b>PLUMBING FACILITIES</b>  |                  |                |                |                |                |                   |                    |                |                |                |                |                   |         |
| Complete plumbing for exclusive use .....   | 142              | 34             | -              | -              | 19             | 15                | -                  | 108            | -              | -              | -              | 50                | 58      |
| Locking complete plumbing for exclusive use .....                                   | 10               | 10             | -              | -              | -              | 4                 | 6                  | -              | -              | -              | -              | -                 | -       |
| <b>UNITS IN STRUCTURE</b>   |                  |                |                |                |                |                   |                    |                |                |                |                |                   |         |
| 1, detached or attached .....   | 40               | 7              | -              | -              | 7              | -                 | -                  | 33             | -              | -              | -              | 11                | 22      |
| 2 or more .....   | 112              | 37             | -              | -              | 12             | 19                | 6                  | 75             | -              | -              | -              | 39                | 36      |
| Mobile home or trailer, etc. ....   | -                | -              | -              | -              | -              | -                 | -                  | -              | -              | -              | -              | -                 | -       |
| <b>HOUSEHOLD INCOME IN 1979</b>   |                  |                |                |                |                |                   |                    |                |                |                |                |                   |         |
| Less than \$5,000 .....   | 72               | 19             | -              | -              | -              | 13                | 6                  | 53             | -              | -              | -              | 16                | 37      |
| \$5,000 to \$9,999 .....  | 22               | 5              | -              | -              | 5              | -                 | -                  | 17             | -              | -              | -              | 9                 | 8       |
| \$10,000 to \$12,499 .....  | 21               | -              | -              | -              | -              | -                 | -                  | 21             | -              | -              | -              | 8                 | 13      |
| \$12,500 to \$14,999 .....  | 11               | -              | -              | -              | -              | -                 | -                  | 11             | -              | -              | -              | 11                | -       |
| \$15,000 to \$19,999 .....  | 14               | 14             | -              | -              | 14             | -                 | -                  | -              | -              | -              | -              | -                 | -       |
| \$20,000 to \$24,999 .....  | -                | -              | -              | -              | -              | -                 | -                  | -              | -              | -              | -              | -                 | -       |
| \$25,000 to \$34,999 .....  | 12               | 6              | -              | -              | -              | 6                 | -                  | 6              | -              | -              | -              | 6                 | -       |
| \$35,000 to \$49,999 .....  | -                | -              | -              | -              | -              | -                 | -                  | -              | -              | -              | -              | -                 | -       |
| \$50,000 or more .....  | -                | -              | -              | -              | -              | -                 | -                  | -              | -              | -              | -              | -                 | -       |
| Median .....  | \$6 250          | \$9 000        | -              | -              | \$15 804       | \$2500-           | \$3 750            | \$5 313        | -              | -              | -              | \$10 000          | \$4 259 |
| Mean .....  | \$8 744          | \$11 129       | -              | -              | \$14 452       | \$10 029          | \$4 090            | \$7 772        | -              | -              | -              | \$10 544          | \$5 382 |
| <b>MORTGAGE STATUS AND SELECTED MONTHLY OWNER COSTS</b>                             |                  |                |                |                |                |                   |                    |                |                |                |                |                   |         |
| Specified owner-occupied housing units .....  | 40               | 7              | -              | -              | 7              | -                 | -                  | 33             | -              | -              | -              | 11                | 22      |
| With a mortgage .....   | 13               | 7              | -              | -              | 7              | -                 | -                  | 6              | -              | -              | -              | 6                 | -       |
| Less than \$200 .....   | -                | -              | -              | -              | -              | -                 | -                  | -              | -              | -              | -              | -                 | -       |
| \$200 to \$249 .....  | -                | -              | -              | -              | -              | -                 | -                  | -              | -              | -              | -              | -                 | -       |
| \$250 to \$299 .....  | -                | -              | -              | -              | -              | -                 | -                  | -              | -              | -              | -              | -                 | -       |
| \$300 to \$349 .....  | -                | -              | -              | -              | -              | -                 | -                  | -              | -              | -              | -              | -                 | -       |
| \$350 to \$399 .....  | -                | -              | -              | -              | -              | -                 | -                  | -              | -              | -              | -              | -                 | -       |
| \$400 to \$499 .....  | 7                | 7              | -              | -              | 7              | -                 | -                  | -              | -              | -              | -              | -                 | -       |
| \$500 to \$599 .....  | 6                | -              | -              | -              | -              | -                 | -                  | 6              | -              | -              | -              | 6                 | -       |
| \$600 to \$749 .....  | -                | -              | -              | -              | -              | -                 | -                  | -              | -              | -              | -              | -                 | -       |
| \$750 or more .....   | -                | -              | -              | -              | -              | -                 | -                  | -              | -              | -              | -              | -                 | -       |
| Median .....  | \$446            | \$425          | -              | -              | \$425          | -                 | -                  | \$550          | -              | -              | -              | \$550             | -       |
| Not mortgaged .....   | 27               | -              | -              | -              | -              | -                 | -                  | 27             | -              | -              | -              | 5                 | 22      |
| Less than \$50 .....  | -                | -              | -              | -              | -              | -                 | -                  | -              | -              | -              | -              | -                 | -       |
| \$50 to \$74 .....  | -                | -              | -              | -              | -              | -                 | -                  | -              | -              | -              | -              | -                 | -       |
| \$75 to \$99 .....  | -                | -              | -              | -              | -              | -                 | -                  | -              | -              | -              | -              | -                 | -       |
| \$100 to \$124 .....  | -                | -              | -              | -              | -              | -                 | -                  | -              | -              | -              | -              | -                 | -       |
| \$125 to \$149 .....  | 10               | -              | -              | -              | -              | -                 | -                  | 10             | -              | -              | -              | -                 | 10      |
| \$150 to \$199 .....  | -                | -              | -              | -              | -              | -                 | -                  | -              | -              | -              | -              | -                 | -       |
| \$200 to \$249 .....  | 12               | -              | -              | -              | -              | -                 | -                  | 12             | -              | -              | -              | -                 | 12      |
| \$250 or more .....   | 5                | -              | -              | -              | -              | -                 | -                  | 5              | -              | -              | -              | 5                 | -       |
| Median .....  | \$215            | -              | -              | -              | -              | -                 | -                  | \$215          | -              | -              | -              | \$250+            | \$204   |
| <b>SELECTED CHARACTERISTICS</b>   |                  |                |                |                |                |                   |                    |                |                |                |                |                   |         |
| Median selected monthly owner costs as percentage of household income in 1979 ..... | 50+              | 32.5           | -              | -              | 32.5           | -                 | -                  | 50+            | -              | -              | -              | 24.6              | 50+     |
| With a mortgage .....   | 30.4             | 32.5           | -              | -              | 32.5           | -                 | -                  | 22.5           | -              | -              | -              | 22.5              | -       |
| Not mortgaged .....   | 50+              | -              | -              | -              | -              | -                 | -                  | 50+            | -              | -              | -              | 50+               | 50+     |
| Income in 1979 below poverty level .....  | 47               | 13             | -              | -              | -              | 13                | -                  | 34             | -              | -              | -              | 11                | 23      |
| Percent below poverty level .....   | 30.9             | 29.5           | -              | -              | -              | 68.4              | -                  | 31.5           | -              | -              | -              | 22.0              | 39.7    |
| <b>Renter-occupied housing units</b> .....  | 1 317            | 585            | 89             | 173            | 109            | 174               | 40                 | 732            | 122            | 120            | 109            | 223               | 158     |
| <b>PLUMBING FACILITIES</b>  |                  |                |                |                |                |                   |                    |                |                |                |                |                   |         |
| Complete plumbing for exclusive use .....   | 1 192            | 496            | 75             | 142            | 101            | 146               | 32                 | 696            | 111            | 112            | 104            | 211               | 158     |
| Locking complete plumbing for exclusive use .....                                   | 125              | 89             | 14             | 31             | 8              | 28                | 8                  | 36             | 11             | 8              | 5              | 12                | -       |
| <b>UNITS IN STRUCTURE</b>   |                  |                |                |                |                |                   |                    |                |                |                |                |                   |         |
| 1, detached or attached .....   | 4                | 4              | -              | -              | -              | 4                 | -                  | -              | -              | -              | -              | -                 | -       |
| 2 .....   | 237              | 104            | 7              | 10             | 29             | 40                | 18                 | 133            | 23             | 10             | 16             | 53                | 31      |
| 3 and 4 .....   | 154              | 74             | -              | 24             | 11             | 25                | 14                 | 80             | -              | 26             | 14             | 21                | 19      |
| 5 to 9 .....  | 196              | 82             | 34             | 16             | 7              | 21                | 4                  | 114            | 19             | 13             | 14             | 52                | 16      |
| 10 to 49 .....  | 490              | 208            | 7              | 74             | 54             | 69                | 4                  | 282            | 52             | 62             | 41             | 81                | 46      |
| 50 or more .....  | 236              | 113            | 41             | 49             | 8              | 15                | -                  | 123            | 28             | 9              | 24             | 16                | 46      |
| Mobile home or trailer, etc. ....   | -                | -              | -              | -              | -              | -                 | -                  | -              | -              | -              | -              | -                 | -       |
| <b>HOUSEHOLD INCOME IN 1979</b>   |                  |                |                |                |                |                   |                    |                |                |                |                |                   |         |
| Less than \$5,000 .....   | 574              | 190            | 27             | 27             | 54             | 68                | 14                 | 384            | 44             | 27             | 36             | 139               | 138     |
| \$5,000 to \$9,999 .....  | 308              | 150            | 19             | 61             | 14             | 30                | 26                 | 158            | 33             | 43             | 30             | 45                | 7       |
| \$10,000 to \$12,499 .....  | 156              | 61             | 8              | 45             | 8              | -                 | -                  | 95             | 37             | 26             | 13             | 14                | 5       |
| \$12,500 to \$14,999 .....  | 58               | 42             | 4              | 7              | 4              | 27                | -                  | 16             | 4              | -              | 7              | 5                 | -       |
| \$15,000 to \$19,999 .....  | 142              | 81             | 17             | 14             | 6              | 44                | -                  | 61             | 4              | 24             | 13             | 12                | 8       |
| \$20,000 to \$24,999 .....  | 52               | 42             | 6              | 19             | 17             | -                 | -                  | 10             | -              | -              | 10             | -                 | -       |
| \$25,000 to \$34,999 .....  | 27               | 19             | 8              | -              | 6              | 5                 | -                  | 8              | -              | -              | -              | 8                 | -       |
| \$35,000 to \$49,999 .....  | -                | -              | -              | -              | -              | -                 | -                  | -              | -              | -              | -              | -                 | -       |
| \$50,000 or more .....  | -                | -              | -              | -              | -              | -                 | -                  | -              | -              | -              | -              | -                 | -       |
| Median .....  | \$6 806          | \$8 750        | \$9 688        | \$9 904        | \$7 589        | \$8 036           | \$6 500            | \$4 751        | \$6 932        | \$8 958        | \$8 487        | \$4 058           | \$3 244 |
| Mean .....  | \$7 929          | \$9 779        | \$11 432       | \$10 318       | \$8 926        | \$9 777           | \$6 106            | \$6 451        | \$6 829        | \$8 780        | \$8 736        | \$5 719           | \$3 848 |
| <b>GROSS RENT</b>   |                  |                |                |                |                |                   |                    |                |                |                |                |                   |         |
| Specified renter-occupied housing units .....                                       | 1 317            | 585            | 89             | 173            | 109            | 174               | 40                 | 732            | 122            | 120            | 109            | 223               | 158     |
| Less than \$100 .....   | 129              | 4              | -              | -              | -              | 4                 | -                  | 125            | -              | -              | 8              | 55                | 62      |
| \$100 to \$149 .....  | 158              | 91             | 5              | 20             | 23             | 37                | 6                  | 67             | 22             | 13             | 8              | -                 | 24      |
| \$150 to \$199 .....  | 218              | 105            | 7              | 31             | 29             | 20                | 18                 | 113            | 28             | 26             | 6              | 40                | 13      |
| \$200 to \$249 .....  | 312              | 128            | 27             | 33             | 17             | 51                | -                  | 184            | 33             | 20             | 30             | 69                | 32      |
| \$250 to \$299 .....  | 246              | 97             | 19             | 31             | 17             | 26                | 4                  | 149            | 30             | 52             | 14             | 40                | 13      |
| \$300 to \$349 .....  | 182              | 120            | 24             | 43             | 17             | 36                | -                  | 62             | 9              | -              | 33             | 6                 | 14      |
| \$350 to \$399 .....  | 51               | 19             | 7              | 6              | 6              | -                 | -                  | 32             | -              | 9              | 10             | 13                | -       |
| \$400 to \$499 .....  | 9                | 9              | -              | 9              | -              | -                 | -                  | -              | -              | -              | -              | -                 | -       |
| \$500 or more .....   | -                | -              | -              | -              | -              | -                 | -                  | -              | -              | -              | -              | -                 | -       |
| No cash rent .....  | 12               | 12             | -              | -              | -              | -                 | 12                 | -              | -              | -              | -              | -                 | -       |
| Median .....  | \$228            | \$231          | \$277          | \$253          | \$207          | \$228             | \$160              | \$226          | \$230          | \$251          | \$254          | \$227             | \$141   |
| <b>SELECTED CHARACTERISTICS</b>   |                  |                |                |                |                |                   |                    |                |                |                |                |                   |         |
| Median gross rent as percentage of household income in 1979 .....                   | 34.6             | 30.2           | 24.5           | 30.3           | 28.5           | 30.4              | 42.2               | 37.7           | 38.5           | 29.2           | 30.6           | 44.6              | 40.0    |
| Income in 1979 below poverty level .....  | 439              | 126            | 13             | 20             | 45             | 48                | -                  | 313            | 37             | 20             | 30             | 126               | 100     |
| Percent below poverty level .....   | 33.3             | 21.5           | 14.6           | 11.6           | 41.3           | 27.6              | -                  | 42.8           | 30.3           | 16.7           | 27.5           | 56.5              | 63.3    |

Table C—58. Value of Owner-Occupied Housing Units With a Spanish Origin Householder: 1980

[Data are estimates based on a sample, see Introduction. For meaning of symbols, see Introduction. For definitions of terms, see appendixes A and B]

| Elizabeth city  | Total    | Less than \$10,000 | \$10,000 to \$19,999 | \$20,000 to \$29,999 | \$30,000 to \$39,999 | \$40,000 to \$49,999 | \$50,000 to \$59,999 | \$60,000 to \$79,999 | \$80,000 to \$99,999 | \$100,000 to \$149,999 | \$150,000 or more | Median (dollars) | Mean (dollars) |
|---|----------|--------------------|----------------------|----------------------|----------------------|----------------------|----------------------|----------------------|----------------------|------------------------|-------------------|------------------|----------------|
| <b>Specified owner-occupied housing units</b> -----   | 655      | —                  | 3                    | 68                   | 204                  | 124                  | 129                  | 107                  | 8                    | 12                     | —                 | 43 600           | 46 800         |
| <b>HOUSEHOLD TYPE AND AGE OF HOUSEHOLDER</b>  |          |                    |                      |                      |                      |                      |                      |                      |                      |                        |                   |                  |                |
| <b>Married-couple families</b> -----  | 578      | —                  | 3                    | 54                   | 170                  | 115                  | 120                  | 96                   | 8                    | 12                     | —                 | 44 800           | 47 700         |
| 15 to 24 years -----  | 16       | —                  | —                    | —                    | —                    | 8                    | —                    | 8                    | —                    | —                      | —                 | 52 500           | 52 500         |
| 25 to 34 years -----  | 83       | —                  | —                    | 8                    | 30                   | 7                    | 26                   | 12                   | —                    | —                      | —                 | 42 500           | 44 700         |
| 35 to 44 years -----  | 190      | —                  | 3                    | —                    | 41                   | 54                   | 60                   | 29                   | —                    | 3                      | —                 | 49 500           | 50 200         |
| 45 to 64 years -----  | 271      | —                  | —                    | 39                   | 95                   | 46                   | 27                   | 47                   | 8                    | 9                      | —                 | 40 300           | 47 300         |
| 65 years and over -----   | 18       | —                  | —                    | 7                    | 4                    | —                    | 7                    | —                    | —                    | —                      | —                 | 32 500           | 35 900         |
| <b>Male householder, no wife present</b> -----  | 19       | —                  | —                    | 4                    | —                    | 6                    | 9                    | —                    | —                    | —                      | —                 | 44 600           | 43 800         |
| 15 to 24 years -----  | —        | —                  | —                    | —                    | —                    | —                    | —                    | —                    | —                    | —                      | —                 | —                | —              |
| 25 to 34 years -----  | —        | —                  | —                    | —                    | —                    | —                    | —                    | —                    | —                    | —                      | —                 | —                | —              |
| 35 to 44 years -----  | 3        | —                  | —                    | —                    | —                    | —                    | 6                    | —                    | —                    | —                      | —                 | 52 500           | 52 500         |
| 45 to 64 years -----  | 6        | —                  | —                    | —                    | —                    | —                    | —                    | —                    | —                    | —                      | —                 | 40 800           | 36 000         |
| 65 years and over -----   | 10       | —                  | —                    | —                    | —                    | —                    | —                    | —                    | —                    | —                      | —                 | —                | —              |
| <b>Female householder, no husband present</b> -----   | 58       | —                  | —                    | 10                   | 34                   | 3                    | —                    | 11                   | —                    | —                      | —                 | 36 600           | 39 100         |
| 15 to 24 years -----  | —        | —                  | —                    | —                    | —                    | —                    | —                    | —                    | —                    | —                      | —                 | —                | —              |
| 25 to 34 years -----  | 14       | —                  | —                    | —                    | 14                   | —                    | —                    | —                    | —                    | —                      | —                 | 37 500           | 37 500         |
| 35 to 44 years -----  | 3        | —                  | —                    | 3                    | —                    | —                    | —                    | —                    | —                    | —                      | —                 | 23 800           | 23 800         |
| 45 to 64 years -----  | 29       | —                  | —                    | 7                    | 14                   | 3                    | —                    | 5                    | —                    | —                      | —                 | 35 900           | 38 000         |
| 65 years and over -----   | 12       | —                  | —                    | —                    | 6                    | —                    | —                    | 6                    | —                    | —                      | —                 | 47 500           | 47 500         |
| <b>Median age</b> -----   | 45.6     | —                  | 37.5                 | 48.1                 | 48.1                 | 43.5                 | 41.2                 | 47.0                 | 57.5                 | 61.7                   | —                 | ...              | ...            |
| <b>YEAR HOUSEHOLDER MOVED INTO UNIT</b>   |          |                    |                      |                      |                      |                      |                      |                      |                      |                        |                   |                  |                |
| 1979 to March 1980 -----  | 118      | —                  | —                    | 8                    | 36                   | 28                   | 24                   | 19                   | —                    | 3                      | —                 | 44 200           | 47 200         |
| 1975 to 1978 -----  | 298      | —                  | 3                    | 33                   | 76                   | 64                   | 68                   | 46                   | 8                    | —                      | —                 | 46 000           | 46 900         |
| 1970 to 1974 -----  | 121      | —                  | —                    | 15                   | 38                   | 22                   | 16                   | 30                   | —                    | —                      | —                 | 41 700           | 46 100         |
| 1960 to 1969 -----  | 82       | —                  | —                    | 5                    | 37                   | 10                   | 21                   | —                    | —                    | 9                      | —                 | 39 600           | 49 300         |
| 1959 or earlier -----   | 36       | —                  | —                    | 7                    | 17                   | —                    | —                    | 12                   | —                    | —                      | —                 | 35 700           | 41 300         |
| <b>ROOMS</b>  |          |                    |                      |                      |                      |                      |                      |                      |                      |                        |                   |                  |                |
| 1 to 3 rooms -----  | 15       | —                  | 3                    | 7                    | —                    | —                    | 5                    | —                    | —                    | —                      | —                 | 26 600           | 33 000         |
| 4 rooms -----   | 29       | —                  | —                    | 18                   | —                    | 4                    | 7                    | —                    | —                    | —                      | —                 | 23 800           | 33 000         |
| 5 rooms -----   | 56       | —                  | —                    | —                    | 37                   | 9                    | 4                    | 6                    | —                    | —                      | —                 | 37 400           | 40 900         |
| 6 rooms -----   | 195      | —                  | —                    | 25                   | 77                   | 43                   | 41                   | 6                    | —                    | 3                      | —                 | 39 500           | 41 500         |
| 7 rooms -----   | 165      | —                  | —                    | —                    | 55                   | 31                   | 30                   | 41                   | 8                    | —                      | —                 | 49 400           | 51 700         |
| 8 or more rooms -----   | 195      | —                  | —                    | 18                   | 35                   | 37                   | 42                   | 54                   | —                    | 9                      | —                 | 51 800           | 52 700         |
| <b>Median</b> -----   | 6.7      | —                  | 3.0                  | 5.9                  | 6.3                  | 6.7                  | 6.8                  | 7.5                  | 7.0                  | 8.5+                   | —                 | ...              | ...            |
| <b>BEDROOMS</b>   |          |                    |                      |                      |                      |                      |                      |                      |                      |                        |                   |                  |                |
| None -----  | —        | —                  | —                    | —                    | —                    | —                    | —                    | —                    | —                    | —                      | —                 | —                | —              |
| 1 -----   | 10       | —                  | 3                    | 7                    | —                    | —                    | —                    | —                    | —                    | —                      | —                 | 25 700           | 23 300         |
| 2 -----   | 87       | —                  | —                    | 26                   | 26                   | 12                   | 23                   | —                    | —                    | —                      | —                 | 37 500           | 37 800         |
| 3 -----   | 369      | —                  | —                    | 26                   | 113                  | 92                   | 47                   | 71                   | 8                    | 12                     | —                 | 43 700           | 48 800         |
| 4 -----   | 161      | —                  | —                    | 9                    | 54                   | 10                   | 52                   | 36                   | —                    | —                      | —                 | 51 500           | 49 100         |
| 5 or more -----   | 28       | —                  | —                    | —                    | 11                   | 10                   | 7                    | —                    | —                    | —                      | —                 | 46 500           | 42 900         |
| <b>YEAR STRUCTURE BUILT</b>   |          |                    |                      |                      |                      |                      |                      |                      |                      |                        |                   |                  |                |
| 1975 to March 1980 -----  | 7        | —                  | —                    | —                    | —                    | —                    | —                    | 7                    | —                    | —                      | —                 | 72 500           | 72 500         |
| 1970 to 1974 -----  | 7        | —                  | —                    | —                    | —                    | —                    | 7                    | —                    | —                    | —                      | —                 | 57 500           | 57 500         |
| 1960 to 1969 -----  | 43       | —                  | —                    | —                    | —                    | 7                    | 3                    | 25                   | 8                    | —                      | —                 | 64 800           | 69 100         |
| 1950 to 1959 -----  | 66       | —                  | —                    | 7                    | 15                   | 6                    | 11                   | 27                   | —                    | —                      | —                 | 57 300           | 52 700         |
| 1940 to 1949 -----  | 96       | —                  | 3                    | —                    | 36                   | 23                   | 19                   | 6                    | —                    | 9                      | —                 | 42 800           | 49 500         |
| 1939 or earlier -----   | 436      | —                  | —                    | 61                   | 153                  | 88                   | 89                   | 42                   | —                    | 3                      | —                 | 40 400           | 42 500         |
| <b>HOUSEHOLD INCOME IN 1979</b>   |          |                    |                      |                      |                      |                      |                      |                      |                      |                        |                   |                  |                |
| Less than \$5,000 -----   | 9        | —                  | —                    | —                    | —                    | 9                    | —                    | —                    | —                    | —                      | —                 | 42 500           | 42 500         |
| \$5,000 to \$9,999 -----  | 22       | —                  | —                    | 10                   | 12                   | —                    | —                    | —                    | —                    | —                      | —                 | 31 000           | 30 100         |
| \$10,000 to \$12,499 -----  | 6        | —                  | —                    | —                    | —                    | 6                    | —                    | —                    | —                    | —                      | —                 | 47 500           | 47 500         |
| \$12,500 to \$14,999 -----  | 25       | —                  | —                    | —                    | 10                   | 8                    | —                    | 7                    | —                    | —                      | —                 | 41 600           | 47 700         |
| \$15,000 to \$19,999 -----  | 46       | —                  | —                    | 5                    | 11                   | 21                   | 9                    | —                    | —                    | —                      | —                 | 42 100           | 41 400         |
| \$20,000 to \$24,999 -----  | 119      | —                  | 3                    | 15                   | 40                   | 29                   | 20                   | 9                    | —                    | 3                      | —                 | 40 600           | 43 200         |
| \$25,000 to \$34,999 -----  | 266      | —                  | —                    | 33                   | 86                   | 42                   | 57                   | 48                   | —                    | —                      | —                 | 43 300           | 45 000         |
| \$35,000 to \$49,999 -----  | 133      | —                  | —                    | 5                    | 45                   | 3                    | 43                   | 37                   | —                    | —                      | —                 | 53 100           | 50 400         |
| \$50,000 or more -----  | 29       | —                  | —                    | —                    | 6                    | —                    | —                    | —                    | —                    | 9                      | —                 | 93 100           | 82 800         |
| <b>Median</b> -----   | \$27 111 | —                  | \$23 750             | \$25 526             | \$26 480             | \$23 382             | \$29 735             | \$32 046             | \$52 076             | \$51 257               | —                 | ...              | ...            |
| <b>Mean</b> -----   | \$28 552 | —                  | \$23 480             | \$23 311             | \$26 853             | \$24 043             | \$31 120             | \$33 215             | \$51 670             | \$50 409               | —                 | ...              | ...            |
| <b>MORTGAGE STATUS AND SELECTED MONTHLY OWNER COSTS AS PERCENTAGE OF HOUSEHOLD INCOME IN 1979</b> |          |                    |                      |                      |                      |                      |                      |                      |                      |                        |                   |                  |                |
| <b>With a mortgage</b> -----  | 558      | —                  | 3                    | 41                   | 181                  | 102                  | 121                  | 90                   | 8                    | 12                     | —                 | 45 300           | 48 000         |
| Less than 15 percent -----  | 114      | —                  | —                    | 18                   | 37                   | 20                   | 12                   | 18                   | —                    | 9                      | —                 | 41 000           | 49 300         |
| 15 to 19 percent -----  | 183      | —                  | —                    | 8                    | 71                   | 18                   | 47                   | 31                   | 8                    | —                      | —                 | 46 100           | 48 900         |
| 20 to 24 percent -----  | 81       | —                  | 3                    | —                    | 38                   | 11                   | 24                   | 5                    | —                    | —                      | —                 | 34 900           | 42 300         |
| 25 to 29 percent -----  | 69       | —                  | —                    | —                    | 6                    | 19                   | 26                   | 18                   | —                    | —                      | —                 | 54 000           | 52 900         |
| 30 to 34 percent -----  | 45       | —                  | —                    | 5                    | 12                   | 10                   | 12                   | 6                    | —                    | —                      | —                 | 47 800           | 44 900         |
| 35 percent or more -----  | 66       | —                  | —                    | 10                   | 17                   | 24                   | —                    | 12                   | —                    | 3                      | —                 | 41 700           | 47 100         |
| Not computed -----  | —        | —                  | —                    | —                    | —                    | —                    | —                    | —                    | —                    | —                      | —                 | —                | —              |
| <b>Median</b> -----   | 19.5     | —                  | 22.5                 | 16.6                 | 18.8                 | 25.5                 | 20.3                 | 19.4                 | 17.5                 | 13.3                   | —                 | ...              | ...            |
| <b>Not mortgaged</b> -----  | 97       | —                  | —                    | 27                   | 23                   | 22                   | 8                    | 17                   | —                    | —                      | —                 | 39 400           | 40 100         |
| Less than 10 percent -----  | 56       | —                  | —                    | 27                   | 17                   | 6                    | —                    | 6                    | —                    | —                      | —                 | 31 300           | 33 300         |
| 10 to 14 percent -----  | 29       | —                  | —                    | —                    | —                    | —                    | 10                   | 8                    | —                    | —                      | —                 | 57 800           | 54 200         |
| 15 to 19 percent -----  | —        | —                  | —                    | —                    | —                    | —                    | —                    | —                    | —                    | —                      | —                 | —                | —              |
| 20 to 24 percent -----  | 6        | —                  | —                    | —                    | 6                    | —                    | —                    | —                    | —                    | —                      | —                 | 32 500           | 32 500         |
| 25 to 29 percent -----  | —        | —                  | —                    | —                    | —                    | —                    | —                    | —                    | —                    | —                      | —                 | —                | —              |
| 30 to 34 percent -----  | —        | —                  | —                    | —                    | —                    | —                    | —                    | —                    | —                    | —                      | —                 | —                | —              |
| 35 percent or more -----  | 6        | —                  | —                    | —                    | —                    | 6                    | —                    | —                    | —                    | —                      | —                 | 42 500           | 42 500         |
| Not computed -----  | —        | —                  | —                    | —                    | —                    | —                    | —                    | —                    | —                    | —                      | —                 | —                | —              |
| <b>Median</b> -----   | 10—      | —                  | —                    | 10—                  | 10—                  | 12.5                 | 12.5                 | 11.1                 | —                    | —                      | —                 | ...              | ...            |
| <b>SELECTED CHARACTERISTICS</b>   |          |                    |                      |                      |                      |                      |                      |                      |                      |                        |                   |                  |                |
| <b>Complete plumbing for exclusive use</b> -----  | 655      | —                  | 3                    | 68                   | 204                  | 124                  | 129                  | 107                  | 8                    | 12                     | —                 | 43 600           | 46 800         |
| .01 or more persons per room -----  | 40       | —                  | —                    | 18                   | 7                    | —                    | 12                   | —                    | —                    | —                      | —                 | 27 100           | 33 100         |
| <b>Lacking complete plumbing for exclusive use</b> -----  | —        | —                  | —                    | —                    | —                    | —                    | —                    | —                    | —                    | —                      | —                 | —                | —              |
| .01 or more persons per room -----  | —        | —                  | —                    | —                    | —                    | —                    | —                    | —                    | —                    | —                      | —                 | —                | —              |
| <b>Heating equipment</b> -----  | 655      | —                  | 3                    | 68                   | 204                  | 124                  | 129                  | 107                  | 8                    | 12                     | —                 | 43 600           | 46 800         |
| Central heating system -----  | 625      | —                  | 3                    | 68                   | 204                  | 111                  | 117                  | 102                  | 8                    | 12                     | —                 | 42 900           | 46 600         |
| <b>Air conditioning</b> -----   | 554      | —                  | 3                    | 40                   | 179                  | 102                  | 117                  | 96                   | 8                    | 9                      | —                 | 44 700           | 47 700         |
| Central system -----  | 52       | —                  | —                    | —                    | 6                    | —                    | 7                    | 31                   | 8                    | —                      | —                 | 65 700           | 66 700         |
| <b>Income in 1979 below poverty level</b> -----   | 15       | —                  | —                    | 3                    | 3                    | 9                    | —                    | —                    | —                    | —                      | —                 | 40 800           | 37 800         |
| Percent below poverty level -----   | 2.3      | —                  | —                    | 4.4                  | 1.5                  | 7.3                  | —                    | —                    | —                    | —                      | —                 | ...              | ...            |



Table C—59. Gross Rent of Renter-Occupied Housing Units With a Spanish Origin Householder: 1980

[Data are estimates based on a sample, see Introduction. For meaning of symbols, see Introduction. For definitions of terms, see appendixes A and B]

| Elizabeth city  | Total        | Less than \$100 | \$100 to \$149 | \$150 to \$199 | \$200 to \$249 | \$250 to \$299 | \$300 to \$349 | \$350 to \$399 | \$400 to \$499 | \$500 or more | No cash rent | Median (dollars) |
|---|--------------|-----------------|----------------|----------------|----------------|----------------|----------------|----------------|----------------|---------------|--------------|------------------|
| <b>Specified renter-occupied housing units</b> .....                      | <b>6 279</b> | <b>61</b>       | <b>153</b>     | <b>702</b>     | <b>1 709</b>   | <b>1 962</b>   | <b>1 038</b>   | <b>362</b>     | <b>156</b>     | <b>33</b>     | <b>103</b>   | <b>261</b>       |
| <b>HOUSEHOLD TYPE AND AGE OF HOUSEHOLDER</b>                              |              |                 |                |                |                |                |                |                |                |               |              |                  |
| <b>Married-couple families</b> .....                                      | <b>3 733</b> | —               | <b>54</b>      | <b>313</b>     | <b>1 006</b>   | <b>1 231</b>   | <b>692</b>     | <b>250</b>     | <b>102</b>     | <b>19</b>     | <b>66</b>    | <b>269</b>       |
| 15 to 24 years.....   | 371          | —               | —              | 34             | 103            | 98             | 102            | 22             | 5              | —             | 7            | 270              |
| 25 to 34 years.....   | 1 038        | —               | 15             | 113            | 274            | 373            | 203            | 33             | 5              | —             | 22           | 262              |
| 35 to 44 years.....   | 939          | —               | 17             | 58             | 183            | 343            | 189            | 75             | 59             | 7             | 8            | 283              |
| 45 to 64 years.....   | 1 116        | —               | 9              | 76             | 344            | 331            | 179            | 110            | 26             | 12            | 29           | 267              |
| 65 years and over.....  | 269          | —               | 13             | 32             | 109            | 86             | 19             | 10             | 7              | —             | —            | 245              |
| <b>Male householder, no wife present</b> .....                            | <b>992</b>   | <b>19</b>       | <b>47</b>      | <b>202</b>     | <b>249</b>     | <b>268</b>     | <b>120</b>     | <b>39</b>      | <b>11</b>      | <b>—</b>      | <b>37</b>    | <b>242</b>       |
| 15 to 24 years.....   | 178          | 10              | 10             | 56             | 50             | 36             | 11             | 5              | —              | —             | —            | 212              |
| 25 to 34 years.....   | 286          | —               | 10             | 20             | 69             | 118            | 54             | 5              | —              | —             | 10           | 260              |
| 35 to 44 years.....   | 230          | —               | 6              | 74             | 49             | 45             | 26             | 10             | 6              | —             | 14           | 228              |
| 45 to 64 years.....   | 224          | 9               | 10             | 36             | 54             | 62             | 29             | 19             | 5              | —             | —            | 252              |
| 65 years and over.....  | 74           | —               | 11             | 16             | 27             | 7              | —              | —              | —              | —             | 13           | 205              |
| <b>Female householder, no husband present</b> .....                       | <b>1 554</b> | <b>42</b>       | <b>52</b>      | <b>187</b>     | <b>454</b>     | <b>463</b>     | <b>226</b>     | <b>73</b>      | <b>43</b>      | <b>14</b>     | <b>—</b>     | <b>254</b>       |
| 15 to 24 years.....   | 152          | —               | —              | 9              | 61             | 48             | 29             | —              | —              | 5             | —            | 253              |
| 25 to 34 years.....   | 379          | 8               | 8              | 22             | 90             | 162            | 62             | 4              | 23             | —             | —            | 267              |
| 35 to 44 years.....   | 401          | 18              | 28             | 41             | 83             | 94             | 43             | 23             | 14             | 7             | —            | 262              |
| 45 to 64 years.....   | 463          | —               | 10             | 63             | 191            | 132            | 36             | 29             | 6              | 2             | —            | 243              |
| 65 years and over.....  | 159          | 16              | 6              | 52             | 29             | 27             | 6              | 17             | —              | —             | —            | 208              |
| <b>Median age</b> .....   | <b>39.5</b>  | <b>43.5</b>     | <b>41.9</b>    | <b>41.6</b>    | <b>41.4</b>    | <b>37.6</b>    | <b>36.9</b>    | <b>45.5</b>    | <b>39.0</b>    | <b>43.2</b>   | <b>39.5</b>  | <b>...</b>       |
| <b>YEAR HOUSEHOLDER MOVED INTO UNIT</b>                                   |              |                 |                |                |                |                |                |                |                |               |              |                  |
| 1979 to March 1980.....   | 2 223        | 21              | 52             | 212            | 538            | 744            | 415            | 120            | 65             | 19            | 37           | 265              |
| 1975 to 1978.....   | 2 642        | 17              | 56             | 316            | 701            | 823            | 452            | 164            | 70             | 14            | 29           | 262              |
| 1970 to 1974.....   | 882          | 13              | 5              | 62             | 330            | 260            | 144            | 51             | 3              | —             | 14           | 254              |
| 1960 to 1969.....   | 437          | 10              | 40             | 87             | 119            | 94             | 27             | 27             | 18             | —             | 15           | 228              |
| 1959 or earlier.....  | 95           | —               | —              | 25             | 21             | 41             | —              | —              | —              | —             | 8            | 246              |
| <b>ROOMS</b>  |              |                 |                |                |                |                |                |                |                |               |              |                  |
| 1 room.....   | 197          | —               | 21             | 88             | 19             | 43             | 20             | —              | —              | —             | 6            | 196              |
| 2 rooms.....  | 535          | —               | 55             | 98             | 198            | 91             | 76             | 5              | 5              | —             | 7            | 227              |
| 3 rooms.....  | 1 238        | 22              | 34             | 171            | 380            | 432            | 149            | 14             | 11             | —             | 25           | 250              |
| 4 rooms.....  | 2 148        | 39              | 14             | 260            | 642            | 696            | 341            | 99             | 35             | 12            | 10           | 257              |
| 5 rooms.....  | 1 547        | —               | 25             | 74             | 374            | 544            | 295            | 141            | 57             | 2             | 35           | 279              |
| 6 rooms.....  | 497          | —               | 4              | 11             | 83             | 156            | 129            | 74             | 27             | 5             | 8            | 297              |
| 7 or more rooms.....  | 117          | —               | —              | —              | 13             | —              | 28             | 29             | 21             | 14            | 12           | 370              |
| <b>Median</b> .....   | <b>4.0</b>   | <b>3.7</b>      | <b>2.5</b>     | <b>3.5</b>     | <b>3.9</b>     | <b>4.1</b>     | <b>4.3</b>     | <b>4.9</b>     | <b>5.0</b>     | <b>6.0</b>    | <b>4.6</b>   | <b>...</b>       |
| <b>PLUMBING FACILITIES BY PERSONS PER ROOM AND POVERTY STATUS IN 1979</b> |              |                 |                |                |                |                |                |                |                |               |              |                  |
| <b>All income levels in 1979</b> .....                                    | <b>6 279</b> | <b>61</b>       | <b>153</b>     | <b>702</b>     | <b>1 709</b>   | <b>1 962</b>   | <b>1 038</b>   | <b>362</b>     | <b>156</b>     | <b>33</b>     | <b>103</b>   | <b>261</b>       |
| Complete plumbing for exclusive use.....                                  | 6 082        | 61              | 144            | 683            | 1 608          | 1 933          | 1 023          | 344            | 150            | 33            | 103          | 262              |
| 0.50 or less.....   | 1 793        | 40              | 56             | 306            | 557            | 487            | 194            | 93             | 18             | 12            | 30           | 244              |
| 0.51 to 1.00.....   | 3 286        | 3               | 73             | 276            | 840            | 1 123          | 610            | 205            | 86             | 21            | 49           | 270              |
| 1.01 to 1.50.....   | 661          | 9               | 15             | 56             | 116            | 230            | 159            | 43             | 26             | —             | 7            | 272              |
| 1.51 or more.....   | 342          | 9               | —              | 45             | 95             | 93             | 60             | 3              | 20             | —             | 17           | 255              |
| Locking complete plumbing for exclusive use.....                          | 197          | —               | 9              | 19             | 101            | 29             | 15             | 18             | 6              | —             | —            | 236              |
| 0.50 or less.....   | 22           | —               | —              | 11             | 6              | —              | —              | 5              | —              | —             | —            | 197              |
| 0.51 to 1.00.....   | 127          | —               | 9              | 8              | 52             | 29             | 10             | 13             | 6              | —             | —            | 244              |
| 1.01 to 1.50.....   | 30           | —               | —              | —              | 25             | —              | 5              | —              | —              | —             | —            | 236              |
| 1.51 or more.....   | 18           | —               | —              | —              | 18             | —              | —              | —              | —              | —             | —            | 222              |
| <b>Income in 1979 below poverty level</b> .....                           | <b>1 277</b> | <b>34</b>       | <b>47</b>      | <b>163</b>     | <b>336</b>     | <b>379</b>     | <b>190</b>     | <b>46</b>      | <b>65</b>      | <b>10</b>     | <b>7</b>     | <b>256</b>       |
| Complete plumbing for exclusive use.....                                  | 1 236        | 34              | 47             | 150            | 316            | 371            | 190            | 46             | 65             | 10            | 7            | 257              |
| 1.01 or more persons per room.....  | 254          | 18              | 8              | 27             | 68             | 76             | 38             | 3              | 16             | —             | —            | 253              |
| Locking complete plumbing for exclusive use.....                          | 41           | —               | —              | 13             | 20             | 8              | —              | —              | —              | —             | —            | 219              |
| 1.01 or more persons per room.....  | 10           | —               | —              | —              | 10             | —              | —              | —              | —              | —             | —            | 213              |
| <b>BEDROOMS</b>   |              |                 |                |                |                |                |                |                |                |               |              |                  |
| None.....   | 232          | —               | 21             | 88             | 38             | 59             | 20             | —              | —              | —             | 6            | 204              |
| 1.....  | 1 917        | 36              | 84             | 319            | 580            | 597            | 223            | 35             | 11             | —             | 32           | 244              |
| 2.....  | 2 687        | 25              | 28             | 239            | 824            | 835            | 459            | 155            | 71             | 14            | 37           | 263              |
| 3.....  | 1 266        | —               | 20             | 45             | 226            | 454            | 295            | 145            | 60             | 5             | 16           | 287              |
| 4.....  | 166          | —               | —              | 11             | 35             | 17             | 36             | 27             | 14             | 14            | 12           | 319              |
| 5 or more.....  | 11           | —               | —              | —              | 6              | —              | 5              | —              | —              | —             | —            | 223              |
| <b>UNITS IN STRUCTURE</b>   |              |                 |                |                |                |                |                |                |                |               |              |                  |
| 1, detached or attached.....  | 291          | —               | 6              | 5              | 55             | 60             | 49             | 49             | 40             | 9             | 18           | 311              |
| 2.....  | 1 856        | 20              | 35             | 151            | 424            | 543            | 380            | 213            | 46             | 12            | 32           | 277              |
| 3 and 4.....  | 1 702        | 7               | 35             | 249            | 543            | 594            | 189            | 63             | 16             | —             | 6            | 251              |
| 5 to 9.....   | 990          | 15              | 40             | 153            | 288            | 294            | 156            | 13             | 24             | 7             | —            | 250              |
| 10 to 49.....   | 1 086        | —               | 19             | 126            | 335            | 369            | 172            | 6              | 24             | —             | 35           | 255              |
| 50 or more.....   | 348          | 19              | 18             | 18             | 58             | 102            | 92             | 18             | 6              | 5             | 12           | 279              |
| Mobile home or trailer, etc.....  | 6            | —               | —              | —              | 6              | —              | —              | —              | —              | —             | —            | 238              |
| <b>YEAR STRUCTURE BUILT</b>   |              |                 |                |                |                |                |                |                |                |               |              |                  |
| 1975 to March 1980.....   | 147          | —               | 12             | 18             | 30             | 51             | 11             | 6              | 14             | 5             | —            | 262              |
| 1970 to 1974.....   | 304          | —               | —              | —              | 25             | 175            | 86             | 7              | 6              | 5             | —            | 286              |
| 1960 to 1969.....   | 789          | 16              | —              | 66             | 156            | 253            | 204            | 41             | 19             | —             | 34           | 280              |
| 1950 to 1959.....   | 981          | 21              | 30             | 92             | 210            | 357            | 164            | 47             | 40             | —             | 20           | 265              |
| 1940 to 1949.....   | 1 284        | 9               | 34             | 128            | 449            | 303            | 219            | 93             | 32             | 9             | 8            | 253              |
| 1939 or earlier.....  | 2 774        | 15              | 77             | 398            | 839            | 823            | 354            | 168            | 45             | 14            | 41           | 252              |
| <b>STORIES IN STRUCTURE</b>   |              |                 |                |                |                |                |                |                |                |               |              |                  |
| 1 to 3.....   | 5 789        | 51              | 118            | 663            | 1 559          | 1 833          | 971            | 346            | 136            | 28            | 84           | 261              |
| 4 or more.....  | 490          | 10              | 35             | 39             | 150            | 129            | 67             | 16             | 20             | 5             | 19           | 250              |
| With elevator.....  | 254          | 4               | 13             | 5              | 67             | 82             | 35             | 12             | 12             | 5             | 19           | 275              |
| <b>GROSS RENT AS PERCENTAGE OF HOUSEHOLD INCOME IN 1979</b>               |              |                 |                |                |                |                |                |                |                |               |              |                  |
| Less than 15 percent.....   | 1 426        | 36              | 42             | 269            | 498            | 403            | 125            | 47             | 6              | —             | —            | 239              |
| 15 to 19 percent.....   | 1 020        | —               | 20             | 103            | 228            | 365            | 202            | 79             | 23             | —             | —            | 268              |
| 20 to 24 percent.....   | 932          | —               | 21             | 50             | 188            | 359            | 215            | 81             | 11             | 7             | —            | 276              |
| 25 to 29 percent.....   | 583          | —               | 26             | 28             | 159            | 220            | 89             | 48             | 11             | 2             | —            | 269              |
| 30 to 34 percent.....   | 333          | 6               | —              | 44             | 106            | 53             | 68             | 33             | 23             | —             | —            | 258              |
| 35 to 49 percent.....   | 572          | 4               | 5              | 63             | 163            | 167            | 140            | 5              | 11             | 14            | —            | 264              |
| 50 percent or more.....   | 1 199        | 9               | 39             | 132            | 342            | 354            | 173            | 69             | 71             | 10            | —            | 259              |
| Not computed.....   | 214          | 6               | —              | 13             | 25             | 41             | 26             | —              | —              | —             | 103          | 261              |
| <b>Median</b> .....   | <b>23.1</b>  | <b>10.3</b>     | <b>23.5</b>    | <b>18.7</b>    | <b>23.1</b>    | <b>22.7</b>    | <b>24.2</b>    | <b>23.4</b>    | <b>39.0</b>    | <b>40.7</b>   | <b>...</b>   | <b>...</b>       |
| <b>SELECTED CHARACTERISTICS</b>   |              |                 |                |                |                |                |                |                |                |               |              |                  |
| <b>Heating equipment</b> .....  | <b>6 251</b> | <b>61</b>       | <b>147</b>     | <b>702</b>     | <b>1 698</b>   | <b>1 962</b>   | <b>1 038</b>   | <b>357</b>     | <b>156</b>     | <b>33</b>     | <b>97</b>    | <b>261</b>       |
| Central heating system.....   | 5 039        | 41              | 120            | 542            | 1 345          | 1 678          | 832            | 271            | 104            | 28            | 78           | 262              |
| <b>Air conditioning</b> .....   | <b>3 665</b> | <b>3</b>        | <b>48</b>      | <b>326</b>     | <b>937</b>     | <b>1 203</b>   | <b>738</b>     | <b>216</b>     | <b>81</b>      | <b>33</b>     | <b>80</b>    | <b>268</b>       |
| Central system.....   | 265          | 3               | 9              | 20             | 66             | 97             | 25             | 4              | 24             | 5             | 12           | 260              |

Table C-60. **Income and Poverty Status in 1979 of Owner-Occupied Housing Units With a Spanish Origin Householder: 1980**

[Data are estimates based on a sample, see Introduction. For meaning of symbols, see Introduction. For definitions of terms, see appendixes A and 8]

| Elizabeth city  | Household income in 1979 |                   |                    |                      |                      |                      |                      |                      |                      |                  |                  |                | Income in 1979 below poverty level |
|---|--------------------------|-------------------|--------------------|----------------------|----------------------|----------------------|----------------------|----------------------|----------------------|------------------|------------------|----------------|------------------------------------|
|   | Total                    | Less than \$5,000 | \$5,000 to \$9,999 | \$10,000 to \$12,499 | \$12,500 to \$14,999 | \$15,000 to \$19,999 | \$20,000 to \$24,999 | \$25,000 to \$34,999 | \$35,000 to \$49,999 | \$50,000 or more | Median (dollars) | Mean (dollars) |                                    |
| <b>Owner-occupied housing units</b> .....   | 2 180                    | 83                | 119                | 74                   | 83                   | 273                  | 444                  | 702                  | 326                  | 76               | 25 131           | 25 881         | 129                                |
| <b>HOUSEHOLD TYPE AND AGE OF HOUSEHOLDER</b>  |                          |                   |                    |                      |                      |                      |                      |                      |                      |                  |                  |                |                                    |
| <b>Married-couple families</b> .....  | 1 961                    | 72                | 79                 | 68                   | 62                   | 212                  | 414                  | 652                  | 326                  | 76               | 25 750           | 26 875         | 104                                |
| 15 to 24 years .....  | 22                       | —                 | —                  | —                    | 8                    | 6                    | —                    | 8                    | —                    | —                | 18 750           | 21 762         | —                                  |
| 25 to 34 years .....  | 294                      | 17                | 10                 | 8                    | —                    | 37                   | 116                  | 84                   | 22                   | —                | 22 950           | 22 326         | 20                                 |
| 35 to 44 years .....  | 567                      | 34                | 28                 | 13                   | 16                   | 75                   | 104                  | 186                  | 111                  | —                | 25 482           | 24 769         | 54                                 |
| 45 to 64 years .....  | 1 027                    | 21                | 41                 | 41                   | 33                   | 89                   | 194                  | 363                  | 178                  | 67               | 27 054           | 29 207         | 30                                 |
| 65 years and over .....   | 51                       | —                 | —                  | 6                    | —                    | 5                    | —                    | 11                   | 15                   | 9                | 33 745           | 31 743         | —                                  |
| <b>Male householder, no wife present</b> .....  | 76                       | —                 | 6                  | —                    | —                    | 30                   | 19                   | 21                   | —                    | —                | 20 556           | 20 428         | 5                                  |
| 15 to 24 years .....  | 5                        | —                 | —                  | —                    | —                    | 5                    | —                    | —                    | —                    | —                | 16 250           | 16 105         | —                                  |
| 25 to 34 years .....  | 14                       | —                 | —                  | —                    | —                    | 11                   | —                    | 3                    | —                    | —                | 16 591           | 18 403         | —                                  |
| 35 to 44 years .....  | 20                       | —                 | —                  | —                    | —                    | 14                   | 6                    | —                    | —                    | —                | 18 889           | 19 550         | —                                  |
| 45 to 64 years .....  | 30                       | —                 | 6                  | —                    | —                    | —                    | 13                   | 11                   | —                    | —                | 22 500           | 20 816         | 5                                  |
| 65 years and over .....   | 7                        | —                 | —                  | —                    | —                    | —                    | —                    | 7                    | —                    | —                | 28 750           | 28 410         | —                                  |
| <b>Female householder, no husband present</b> .....   | 143                      | 11                | 34                 | 6                    | 21                   | 31                   | 11                   | 29                   | —                    | —                | 14 940           | 15 148         | 20                                 |
| 15 to 24 years .....  | 6                        | —                 | —                  | —                    | —                    | —                    | —                    | —                    | —                    | —                | 6 250            | 5 205          | —                                  |
| 25 to 34 years .....  | 32                       | 8                 | 6                  | —                    | 4                    | —                    | —                    | 14                   | —                    | —                | 13 750           | 15 024         | 14                                 |
| 35 to 44 years .....  | 27                       | —                 | 3                  | 6                    | 7                    | 5                    | 6                    | —                    | —                    | —                | 14 107           | 14 942         | 3                                  |
| 45 to 64 years .....  | 58                       | 3                 | 11                 | —                    | 4                    | 26                   | 5                    | 9                    | —                    | —                | 16 719           | 16 200         | 3                                  |
| 65 years and over .....   | 20                       | —                 | 8                  | —                    | 6                    | —                    | —                    | 6                    | —                    | —                | 13 333           | 15 556         | —                                  |
| <b>Median age</b> .....   | 46.4                     | 38.1              | 46.3               | 47.6                 | 46.6                 | 43.4                 | 44.2                 | 46.9                 | 47.8                 | 57.5             | ...              | ...            | 38.7                               |
| <b>YEAR HOUSEHOLDER MOVED INTO UNIT</b>   |                          |                   |                    |                      |                      |                      |                      |                      |                      |                  |                  |                |                                    |
| 1979 to March 1980 .....  | 313                      | —                 | 11                 | 23                   | 19                   | 61                   | 81                   | 85                   | 33                   | —                | 21 832           | 22 976         | 6                                  |
| 1975 to 1978 .....  | 914                      | 38                | 51                 | 17                   | 25                   | 96                   | 193                  | 313                  | 162                  | 19               | 25 889           | 25 983         | 61                                 |
| 1970 to 1974 .....  | 615                      | 29                | 30                 | 26                   | 19                   | 84                   | 110                  | 198                  | 83                   | 36               | 25 325           | 26 916         | 37                                 |
| 1960 to 1969 .....  | 266                      | 8                 | 27                 | —                    | 10                   | 25                   | 54                   | 89                   | 39                   | 14               | 25 479           | 26 038         | 17                                 |
| 1959 or earlier .....   | 72                       | 8                 | —                  | 8                    | 10                   | 7                    | 6                    | 17                   | 9                    | 7                | 23 750           | 27 787         | 8                                  |
| <b>SELECTED CHARACTERISTICS</b>   |                          |                   |                    |                      |                      |                      |                      |                      |                      |                  |                  |                |                                    |
| <b>Complete plumbing for exclusive use</b> .....  | 2 074                    | 68                | 119                | 74                   | 78                   | 253                  | 422                  | 692                  | 292                  | 76               | 25 219           | 25 999         | 114                                |
| 1.01 or more persons per room .....   | 183                      | —                 | 6                  | 24                   | —                    | 38                   | 30                   | 71                   | 14                   | —                | 23 194           | 23 382         | 17                                 |
| <b>Lacking complete plumbing for exclusive use</b> .....  | 106                      | 15                | —                  | —                    | 5                    | 20                   | 22                   | 10                   | 34                   | —                | 22 750           | 23 562         | 15                                 |
| 1.01 or more persons per room .....   | 21                       | —                 | —                  | —                    | —                    | —                    | —                    | 5                    | 16                   | —                | 35 298           | 35 716         | —                                  |
| <b>Heating equipment</b> .....  | 2 180                    | 83                | 119                | 74                   | 83                   | 273                  | 444                  | 702                  | 326                  | 76               | 25 131           | 25 881         | 129                                |
| Central heating system .....  | 1 916                    | 62                | 113                | 62                   | 78                   | 224                  | 387                  | 608                  | 316                  | 66               | 25 336           | 26 023         | 108                                |
| <b>Air conditioning</b> .....   | 1 792                    | 61                | 94                 | 54                   | 67                   | 196                  | 362                  | 583                  | 304                  | 71               | 25 742           | 26 791         | 90                                 |
| Central system .....  | 122                      | —                 | 9                  | —                    | 5                    | 9                    | 18                   | 23                   | 36                   | 22               | 33 583           | 37 963         | 9                                  |
| <b>Vehicles available</b> .....   | 2 127                    | 77                | 104                | 62                   | 78                   | 269                  | 444                  | 696                  | 321                  | 76               | 25 281           | 26 200         | 117                                |
| 1 .....   | 708                      | 21                | 48                 | 40                   | 42                   | 142                  | 207                  | 186                  | 22                   | —                | 21 045           | 20 421         | 36                                 |
| 2 or more .....   | 1 419                    | 56                | 56                 | 22                   | 36                   | 127                  | 237                  | 510                  | 299                  | 76               | 27 561           | 29 083         | 81                                 |
| <b>House heating fuel</b> .....   | 2 180                    | 83                | 119                | 74                   | 83                   | 273                  | 444                  | 702                  | 326                  | 76               | 25 131           | 25 881         | 129                                |
| Utility gas .....   | 1 048                    | 17                | 51                 | 44                   | 18                   | 124                  | 231                  | 369                  | 163                  | 31               | 25 696           | 26 566         | 34                                 |
| Bottled, tank, or LP gas .....  | 24                       | 6                 | —                  | —                    | —                    | 4                    | 5                    | 4                    | 5                    | —                | 23 500           | 19 770         | 6                                  |
| Electricity .....   | 58                       | —                 | 16                 | 13                   | 7                    | —                    | —                    | 16                   | 6                    | —                | 12 500           | 18 168         | 9                                  |
| Fuel oil, kerosene, etc. .....  | 1 050                    | 60                | 52                 | 17                   | 58                   | 145                  | 208                  | 313                  | 152                  | 45               | 24 625           | 25 763         | 80                                 |
| Other .....   | —                        | —                 | —                  | —                    | —                    | —                    | —                    | —                    | —                    | —                | —                | —              | —                                  |
| <b>Median rooms</b> .....   | 5.6                      | 6.0               | 5.1                | 5.0                  | 5.8                  | 5.0                  | 5.5                  | 5.8                  | 5.9                  | 6.8              | ...              | ...            | 5.8                                |
| <b>Specified owner-occupied housing units</b> .....   | 655                      | 9                 | 22                 | 6                    | 25                   | 46                   | 119                  | 266                  | 133                  | 29               | 27 111           | 28 552         | 15                                 |
| <b>MORTGAGE STATUS AND SELECTED MONTHLY OWNER COSTS</b>   |                          |                   |                    |                      |                      |                      |                      |                      |                      |                  |                  |                |                                    |
| <b>With a mortgage</b> .....  | 558                      | 3                 | 22                 | 6                    | 15                   | 36                   | 110                  | 215                  | 128                  | 23               | 27 219           | 28 776         | 9                                  |
| Less than \$200 .....   | 6                        | —                 | —                  | —                    | —                    | —                    | —                    | 6                    | —                    | —                | 26 250           | 26 630         | —                                  |
| \$200 to \$249 .....  | 3                        | —                 | —                  | —                    | —                    | —                    | 3                    | —                    | —                    | —                | 21 250           | 21 415         | —                                  |
| \$250 to \$299 .....  | 36                       | —                 | 5                  | —                    | —                    | —                    | 8                    | 23                   | —                    | —                | 26 250           | 24 460         | —                                  |
| \$300 to \$349 .....  | 62                       | —                 | 7                  | —                    | —                    | 4                    | 16                   | 20                   | 15                   | —                | 26 250           | 27 026         | —                                  |
| \$350 to \$399 .....  | 81                       | —                 | 3                  | 6                    | —                    | 4                    | 10                   | 52                   | 6                    | —                | 26 250           | 25 752         | 3                                  |
| \$400 to \$499 .....  | 115                      | 3                 | 7                  | —                    | —                    | 6                    | 25                   | 41                   | 33                   | —                | 26 875           | 27 099         | 6                                  |
| \$500 to \$599 .....  | 156                      | —                 | —                  | —                    | 8                    | 17                   | 28                   | 48                   | 49                   | 6                | 29 259           | 30 389         | —                                  |
| \$600 to \$749 .....  | 69                       | —                 | —                  | —                    | 7                    | 5                    | 17                   | 12                   | 19                   | 9                | 27 292           | 32 235         | —                                  |
| \$750 or more .....   | 30                       | —                 | —                  | —                    | —                    | —                    | 3                    | 13                   | 6                    | 8                | 34 186           | 36 993         | —                                  |
| Median .....  | \$482                    | \$425             | \$343              | \$375                | \$594                | \$524                | \$475                | \$411                | \$520                | \$692            | ...              | ...            | \$425                              |
| <b>Not mortgaged</b> .....  | 97                       | 6                 | —                  | —                    | 10                   | 10                   | 9                    | 51                   | 5                    | 6                | 26 607           | 27 262         | 6                                  |
| Less than \$50 .....  | —                        | —                 | —                  | —                    | —                    | —                    | —                    | —                    | —                    | —                | —                | —              | —                                  |
| \$50 to \$74 .....  | —                        | —                 | —                  | —                    | —                    | —                    | —                    | —                    | —                    | —                | —                | —              | —                                  |
| \$75 to \$99 .....  | 4                        | —                 | —                  | —                    | 4                    | —                    | —                    | —                    | —                    | —                | 13 750           | 12 615         | —                                  |
| \$100 to \$124 .....  | —                        | —                 | —                  | —                    | —                    | —                    | —                    | —                    | —                    | —                | —                | —              | —                                  |
| \$125 to \$149 .....  | 18                       | —                 | —                  | —                    | —                    | 3                    | 4                    | 11                   | —                    | —                | 25 455           | 24 159         | —                                  |
| \$150 to \$199 .....  | 24                       | —                 | —                  | —                    | —                    | 7                    | —                    | 17                   | —                    | —                | 30 059           | 25 780         | —                                  |
| \$200 to \$249 .....  | 32                       | 6                 | —                  | —                    | 6                    | —                    | 5                    | 15                   | —                    | —                | 22 000           | 19 292         | 6                                  |
| \$250 or more .....   | 19                       | —                 | —                  | —                    | —                    | —                    | —                    | 8                    | 5                    | 6                | 36 149           | 48 579         | —                                  |
| Median .....  | \$204                    | \$225             | —                  | —                    | \$208                | \$164                | \$205                | \$193                | \$250+               | \$250+           | ...              | ...            | \$225                              |
| <b>MORTGAGE STATUS AND SELECTED MONTHLY OWNER COSTS AS PERCENTAGE OF HOUSEHOLD INCOME IN 1979</b> |                          |                   |                    |                      |                      |                      |                      |                      |                      |                  |                  |                |                                    |
| <b>With a mortgage</b> .....  | 558                      | 3                 | 22                 | 6                    | 15                   | 36                   | 110                  | 215                  | 128                  | 23               | 27 219           | 28 776         | 9                                  |
| Less than 15 percent .....  | 114                      | —                 | —                  | —                    | —                    | —                    | 3                    | 60                   | 36                   | 15               | 32 975           | 36 876         | —                                  |
| 15 to 19 percent .....  | 183                      | —                 | —                  | —                    | —                    | —                    | 24                   | 71                   | 80                   | 8                | 33 392           | 33 248         | —                                  |
| 20 to 24 percent .....  | 81                       | —                 | —                  | —                    | —                    | 8                    | 21                   | 46                   | 6                    | —                | 27 562           | 26 419         | —                                  |
| 25 to 29 percent .....  | 69                       | —                 | —                  | —                    | —                    | —                    | 36                   | 27                   | 6                    | —                | 24 779           | 26 344         | —                                  |
| 30 to 34 percent .....  | 45                       | —                 | —                  | —                    | —                    | 16                   | 23                   | 6                    | —                    | —                | 22 574           | 21 904         | —                                  |
| 35 percent or more .....  | 66                       | 3                 | 22                 | 6                    | 15                   | 12                   | 3                    | 5                    | —                    | —                | 12 833           | 12 509         | 9                                  |
| Not computed .....  | —                        | —                 | —                  | —                    | —                    | —                    | —                    | —                    | —                    | —                | —                | —              | —                                  |
| Median .....  | 19.5                     | 50+               | 50+                | 45.0                 | 50+                  | 33.1                 | 26.0                 | 18.3                 | 16.7                 | 13.8             | ...              | ...            | 50+                                |
| <b>Not mortgaged</b> .....  | 97                       | 6                 | —                  | —                    | 10                   | 10                   | 9                    | 51                   | 5                    | 6                | 26 607           | 27 262         | 6                                  |
| Less than 10 percent .....  | 56                       | —                 | —                  | —                    | 4                    | —                    | 4                    | 37                   | 5                    | 6                | 30 700           | 33 941         | —                                  |
| 10 to 14 percent .....  | 29                       | —                 | —                  | —                    | —                    | 10                   | 5                    | 14                   | —                    | —                | 22 250           | 22 709         | —                                  |
| 15 to 19 percent .....  | —                        | —                 | —                  | —                    | —                    | —                    | —                    | —                    | —                    | —                | —                | —              | —                                  |
| 20 to 24 percent .....  | 6                        | —                 | —                  | —                    | 6                    | —                    | —                    | —                    | —                    | —                | 13 750           | 13 100         | —                                  |
| 25 to 29 percent .....  | —                        | —                 | —                  | —                    | —                    | —                    | —                    | —                    | —                    | —                | —                | —              | —                                  |
| 30 to 34 percent .....  | —                        | —                 | —                  | —                    | —                    | —                    | —                    | —                    | —                    | —                | —                | —              | —                                  |
| 35 percent or more .....  | 6                        | 6                 | —                  | —                    | —                    | —                    | —                    | —                    | —                    | —                | 2500—            | 1 090          | 6                                  |
| Not computed .....  | —                        | —                 | —                  | —                    | —                    | —                    | —                    | —                    | —                    | —                | —                | —              | —                                  |
| Median .....  | 10—                      | 50+               | —                  | —                    | 20.8                 | 12.5                 | 10.5                 | 10—                  | 10—                  | 10—              | ...              | ...            | 50+                                |



Table C—61. **Income and Poverty Status in 1979 of Renter-Occupied Housing Units With a Spanish Origin Householder: 1980**

[Data are estimates based on a sample, see Introduction. For meaning of symbols, see Introduction. For definitions of terms, see appendixes A and B.]

| Elizabeth city  | Household income in 1979 |                   |                    |                      |                      |                      |                      |                      |                      |                  |                  | Income in 1979 below poverty level |                |
|---|--------------------------|-------------------|--------------------|----------------------|----------------------|----------------------|----------------------|----------------------|----------------------|------------------|------------------|------------------------------------|----------------|
|   | Total                    | Less than \$5,000 | \$5,000 to \$9,999 | \$10,000 to \$12,499 | \$12,500 to \$14,999 | \$15,000 to \$19,999 | \$20,000 to \$24,999 | \$25,000 to \$34,999 | \$35,000 to \$49,999 | \$50,000 or more | Median (dollars) |                                    | Mean (dollars) |
| <b>Renter-occupied housing units</b> .....                  | 6 296                    | 1 028             | 1 195              | 563                  | 577                  | 1 237                | 748                  | 731                  | 188                  | 29               | 14 068           | 15 012                             | 1 289          |
| <b>HOUSEHOLD TYPE AND AGE OF HOUSEHOLDER</b>                |                          |                   |                    |                      |                      |                      |                      |                      |                      |                  |                  |                                    |                |
| <b>Married-couple families</b> .....                        | 3 738                    | 390               | 452                | 295                  | 332                  | 907                  | 606                  | 580                  | 163                  | 13               | 17 262           | 17 587                             | 501            |
| 15 to 24 years .....  | 371                      | 69                | 63                 | 58                   | 34                   | 58                   | 55                   | 34                   | —                    | —                | 12 306           | 13 469                             | 82             |
| 25 to 34 years .....  | 1 043                    | 86                | 115                | 100                  | 102                  | 340                  | 171                  | 114                  | 15                   | —                | 16 535           | 16 291                             | 108            |
| 35 to 44 years .....  | 939                      | 85                | 86                 | 57                   | 65                   | 226                  | 175                  | 192                  | 53                   | —                | 19 002           | 18 028                             | 135            |
| 45 to 64 years .....  | 1 116                    | 99                | 108                | 64                   | 112                  | 246                  | 181                  | 198                  | 95                   | 13               | 18 714           | 20 034                             | 130            |
| 65 years and over .....                                     | 269                      | 51                | 80                 | 16                   | 19                   | 37                   | 24                   | 42                   | —                    | —                | 10 547           | 13 313                             | 46             |
| <b>Male householder, no wife present</b> .....              | 999                      | 108               | 194                | 130                  | 161                  | 206                  | 77                   | 92                   | 15                   | 16               | 13 548           | 14 943                             | 111            |
| 15 to 24 years .....  | 178                      | 27                | 49                 | 20                   | 36                   | 32                   | 14                   | —                    | —                    | —                | 11 625           | 11 228                             | 22             |
| 25 to 34 years .....  | 286                      | 19                | 44                 | 14                   | 66                   | 59                   | 29                   | 46                   | 9                    | —                | 15 000           | 16 280                             | 24             |
| 35 to 44 years .....  | 237                      | 14                | 36                 | 46                   | 17                   | 70                   | 19                   | 22                   | 6                    | 7                | 15 259           | 17 373                             | 28             |
| 45 to 64 years .....  | 224                      | 19                | 49                 | 43                   | 42                   | 35                   | 15                   | 18                   | —                    | 3                | 12 560           | 14 140                             | 19             |
| 65 years and over .....                                     | 74                       | 29                | 16                 | 7                    | —                    | 10                   | —                    | 6                    | —                    | 6                | 6 250            | 13 369                             | 18             |
| <b>Female householder, no husband present</b> .....         | 1 559                    | 530               | 549                | 138                  | 84                   | 124                  | 65                   | 59                   | 10                   | —                | 7 032            | 8 884                              | 677            |
| 15 to 24 years .....  | 152                      | 69                | 41                 | 11                   | 20                   | 11                   | —                    | —                    | —                    | —                | 5 603            | 6 840                              | 83             |
| 25 to 34 years .....  | 379                      | 109               | 177                | 39                   | 13                   | 7                    | 29                   | 5                    | —                    | —                | 7 141            | 8 450                              | 197            |
| 35 to 44 years .....  | 406                      | 136               | 171                | 10                   | —                    | 44                   | 31                   | 14                   | —                    | —                | 6 861            | 8 787                              | 199            |
| 45 to 64 years .....  | 469                      | 130               | 131                | 73                   | 51                   | 45                   | 5                    | 34                   | —                    | —                | 8 914            | 9 828                              | 128            |
| 65 years and over .....                                     | 153                      | 86                | 29                 | 5                    | —                    | 17                   | —                    | 6                    | —                    | —                | 4 640            | 9 351                              | 70             |
| <b>Median age</b> .....                                     | 39.5                     | 39.7              | 38.4               | 38.2                 | 38.0                 | 37.9                 | 38.0                 | 42.6                 | 47.0                 | 56.1             | ...              | ...                                | 37.7           |
| <b>YEAR HOUSEHOLDER MOVED INTO UNIT</b>                     |                          |                   |                    |                      |                      |                      |                      |                      |                      |                  |                  |                                    |                |
| 1979 to March 1980 .....                                    | 2 230                    | 443               | 484                | 221                  | 208                  | 466                  | 176                  | 170                  | 43                   | 19               | 12 127           | 13 349                             | 603            |
| 1975 to 1978 .....  | 2 647                    | 329               | 480                | 257                  | 241                  | 490                  | 407                  | 368                  | 75                   | —                | 15 170           | 15 809                             | 420            |
| 1970 to 1974 .....  | 882                      | 141               | 131                | 48                   | 81                   | 193                  | 92                   | 155                  | 38                   | 3                | 16 053           | 16 862                             | 145            |
| 1960 to 1969 .....  | 437                      | 105               | 80                 | 33                   | 27                   | 61                   | 60                   | 38                   | 26                   | 7                | 12 546           | 14 957                             | 106            |
| 1959 or earlier .....                                       | 100                      | 10                | 20                 | 4                    | 20                   | 27                   | 13                   | —                    | 6                    | —                | 14 500           | 14 935                             | 15             |
| <b>PLUMBING FACILITIES BY PERSONS PER ROOM</b>              |                          |                   |                    |                      |                      |                      |                      |                      |                      |                  |                  |                                    |                |
| <b>Complete plumbing for exclusive use</b> .....            | 6 099                    | 1 007             | 1 159              | 540                  | 541                  | 1 197                | 738                  | 716                  | 172                  | 29               | 14 087           | 15 000                             | 1 248          |
| 0.50 or less .....  | 1 793                    | 399               | 413                | 174                  | 172                  | 336                  | 152                  | 127                  | 14                   | 6                | 11 214           | 12 320                             | 345            |
| 0.51 to 1.00 .....  | 3 296                    | 469               | 592                | 284                  | 296                  | 649                  | 438                  | 419                  | 139                  | 10               | 15 052           | 15 916                             | 642            |
| 1.01 to 1.50 .....  | 668                      | 85                | 106                | 45                   | 41                   | 151                  | 113                  | 102                  | 19                   | 6                | 17 262           | 16 772                             | 171            |
| 1.51 or more .....  | 342                      | 54                | 48                 | 37                   | 32                   | 61                   | 35                   | 68                   | —                    | 7                | 15 000           | 16 768                             | 90             |
| <b>Lacking complete plumbing for exclusive use</b> .....    | 197                      | 21                | 36                 | 23                   | 36                   | 40                   | 10                   | 15                   | 16                   | —                | 13 785           | 15 385                             | 41             |
| 0.50 or less .....  | 22                       | 5                 | —                  | 6                    | —                    | 6                    | 5                    | —                    | —                    | —                | 13 750           | 12 927                             | 5              |
| 0.51 to 1.00 .....  | 127                      | 16                | 36                 | —                    | 21                   | 34                   | 5                    | 15                   | —                    | —                | 13 869           | 13 542                             | 26             |
| 1.01 to 1.50 .....  | 30                       | —                 | —                  | 7                    | 7                    | —                    | —                    | —                    | —                    | —                | 35 048           | 27 248                             | —              |
| 1.51 or more .....  | 18                       | —                 | —                  | 10                   | 8                    | —                    | —                    | —                    | —                    | —                | 12 250           | 11 617                             | 10             |
| <b>SELECTED CHARACTERISTICS</b>                             |                          |                   |                    |                      |                      |                      |                      |                      |                      |                  |                  |                                    |                |
| <b>Heating equipment</b> .....                              | 6 268                    | 1 011             | 1 184              | 563                  | 577                  | 1 237                | 748                  | 731                  | 188                  | 29               | 14 129           | 15 067                             | 1 267          |
| Central heating system .....                                | 5 056                    | 746               | 913                | 486                  | 479                  | 1 063                | 616                  | 586                  | 138                  | 29               | 14 499           | 15 282                             | 951            |
| <b>Air conditioning</b> .....                               | 3 670                    | 388               | 478                | 291                  | 379                  | 823                  | 587                  | 557                  | 148                  | 19               | 16 776           | 17 424                             | 424            |
| Central system .....  | 265                      | 37                | 83                 | 22                   | 12                   | 38                   | 37                   | 22                   | 14                   | —                | 11 420           | 14 706                             | 45             |
| <b>Vehicles available</b> .....                             | 4 788                    | 422               | 657                | 436                  | 500                  | 1 152                | 700                  | 711                  | 188                  | 22               | 16 601           | 17 362                             | 545            |
| 1 .....   | 3 250                    | 354               | 581                | 373                  | 350                  | 821                  | 380                  | 315                  | 76                   | —                | 14 764           | 15 081                             | 462            |
| 2 or more .....   | 1 538                    | 68                | 76                 | 63                   | 150                  | 331                  | 320                  | 396                  | 112                  | 22               | 21 171           | 22 183                             | 83             |
| <b>House heating fuel</b> .....                             | 6 268                    | 1 011             | 1 184              | 563                  | 577                  | 1 237                | 748                  | 731                  | 188                  | 29               | 14 129           | 15 067                             | 1 267          |
| Utility gas .....   | 2 767                    | 493               | 445                | 253                  | 237                  | 594                  | 316                  | 328                  | 88                   | 13               | 14 531           | 15 125                             | 601            |
| Bottled, tank, or LP gas .....                              | 86                       | 3                 | 27                 | —                    | 6                    | 20                   | 12                   | 18                   | —                    | —                | 17 833           | 16 842                             | 7              |
| Electricity .....   | 213                      | 27                | 60                 | 24                   | 21                   | 48                   | 14                   | 12                   | 7                    | —                | 12 031           | 13 082                             | 38             |
| Fuel oil, kerosene, etc. ....                               | 3 192                    | 484               | 646                | 286                  | 313                  | 575                  | 406                  | 373                  | 93                   | 16               | 13 938           | 15 136                             | 617            |
| Other .....   | 10                       | 4                 | 6                  | —                    | —                    | —                    | —                    | —                    | —                    | —                | 5 417            | 4 492                              | 4              |
| <b>Median rooms</b> .....                                   | 4.0                      | 3.9               | 3.9                | 3.8                  | 3.9                  | 4.1                  | 4.2                  | 4.4                  | 4.6                  | 4.6              | ...              | ...                                | 4.2            |
| <b>Specified renter-occupied housing units</b> .....        | 6 279                    | 1 023             | 1 188              | 563                  | 577                  | 1 237                | 743                  | 731                  | 188                  | 29               | 14 084           | 15 024                             | 1 277          |
| <b>CONTRACT RENT</b>  |                          |                   |                    |                      |                      |                      |                      |                      |                      |                  |                  |                                    |                |
| Less than \$100 .....                                       | 131                      | 42                | 43                 | 8                    | 8                    | 7                    | 3                    | 20                   | —                    | —                | 7 969            | 10 351                             | 51             |
| \$100 to \$149 .....  | 671                      | 126               | 154                | 78                   | 98                   | 110                  | 32                   | 53                   | 20                   | —                | 11 779           | 12 746                             | 136            |
| \$150 to \$199 .....  | 1 908                    | 385               | 362                | 185                  | 142                  | 359                  | 170                  | 230                  | 68                   | 7                | 12 887           | 14 496                             | 474            |
| \$200 to \$249 .....  | 2 002                    | 345               | 401                | 207                  | 165                  | 353                  | 324                  | 167                  | 40                   | —                | 13 227           | 14 184                             | 398            |
| \$250 to \$299 .....  | 1 167                    | 104               | 159                | 74                   | 132                  | 325                  | 154                  | 173                  | 30                   | 16               | 16 636           | 17 358                             | 150            |
| \$300 to \$349 .....  | 221                      | 9                 | 37                 | 11                   | 23                   | 59                   | 31                   | 34                   | 17                   | —                | 18 021           | 18 846                             | 37             |
| \$350 to \$399 .....  | 26                       | —                 | 14                 | —                    | —                    | 12                   | —                    | —                    | —                    | —                | 7 321            | 11 944                             | 14             |
| \$400 to \$499 .....  | 29                       | —                 | 5                  | —                    | —                    | 7                    | —                    | 11                   | 6                    | —                | 30 715           | 27 963                             | 5              |
| \$500 or more .....   | 21                       | 5                 | —                  | —                    | —                    | 7                    | —                    | 2                    | 7                    | —                | 16 964           | 21 099                             | 5              |
| No cash rent .....  | 103                      | 7                 | 13                 | —                    | 9                    | 5                    | 22                   | 41                   | —                    | 6                | 24 196           | 23 165                             | 7              |
| <b>Median</b> .....   | \$208                    | \$192             | \$203              | \$203                | \$210                | \$217                | \$226                | \$209                | \$207                | \$259            | ...              | ...                                | \$197          |
| <b>GROSS RENT</b>   |                          |                   |                    |                      |                      |                      |                      |                      |                      |                  |                  |                                    |                |
| Less than \$100 .....                                       | 61                       | 25                | 26                 | —                    | —                    | 7                    | 3                    | —                    | —                    | —                | 6 528            | 6 960                              | 34             |
| \$100 to \$149 .....  | 153                      | 44                | 53                 | 21                   | 8                    | 18                   | 5                    | 4                    | —                    | —                | 7 462            | 8 998                              | 47             |
| \$150 to \$199 .....  | 702                      | 166               | 138                | 87                   | 70                   | 118                  | 27                   | 91                   | 5                    | —                | 11 351           | 12 550                             | 163            |
| \$200 to \$249 .....  | 1 709                    | 317               | 379                | 208                  | 129                  | 293                  | 159                  | 162                  | 62                   | —                | 11 905           | 13 934                             | 336            |
| \$250 to \$299 .....  | 1 962                    | 268               | 321                | 153                  | 241                  | 428                  | 267                  | 221                  | 49                   | 14               | 14 979           | 15 612                             | 379            |
| \$300 to \$349 .....  | 1 038                    | 139               | 181                | 73                   | 67                   | 256                  | 152                  | 134                  | 27                   | 9                | 16 505           | 16 135                             | 190            |
| \$350 to \$399 .....  | 362                      | 31                | 38                 | 5                    | 42                   | 76                   | 84                   | 54                   | 32                   | —                | 19 450           | 19 630                             | 46             |
| \$400 to \$499 .....  | 156                      | 21                | 34                 | 16                   | 11                   | 29                   | 17                   | 22                   | 6                    | —                | 14 091           | 15 437                             | 65             |
| \$500 or more .....   | 33                       | 5                 | 5                  | —                    | —                    | 7                    | 7                    | 2                    | 7                    | —                | 17 321           | 19 096                             | 10             |
| No cash rent .....  | 103                      | 7                 | 13                 | —                    | 9                    | 5                    | 22                   | 41                   | —                    | 6                | 24 196           | 23 165                             | 7              |
| <b>Median</b> .....   | \$261                    | \$244             | \$249              | \$243                | \$264                | \$269                | \$280                | \$271                | \$285                | \$291            | ...              | ...                                | \$256          |
| <b>GROSS RENT AS PERCENTAGE OF HOUSEHOLD INCOME IN 1979</b> |                          |                   |                    |                      |                      |                      |                      |                      |                      |                  |                  |                                    |                |
| Less than 15 percent .....                                  | 1 426                    | —                 | 26                 | 7                    | 36                   | 258                  | 313                  | 582                  | 181                  | 23               | 26 003           | 26 977                             | 16             |
| 15 to 19 percent .....                                      | 1 020                    | —                 | 6                  | 75                   | 103                  | 406                  | 328                  | 102                  | —                    | —                | 19 087           | 19 222                             | —              |
| 20 to 24 percent .....                                      | 932                      | —                 | 45                 | 149                  | 202                  | 457                  | 68                   | 4                    | 7                    | —                | 15 634           | 15 401                             | 8              |
| 25 to 29 percent .....                                      | 583                      | —                 | 114                | 212                  | 173                  | 77                   | 5                    | 2                    | —                    | —                | 12 093           | 12 151                             | 18             |
| 30 to 34 percent .....                                      | 333                      | 6                 | 180                | 77                   | 43                   | 27                   | —                    | —                    | —                    | —                | 9 642            | 10 259                             | 9              |
| 35 to 49 percent .....                                      | 572                      | 30                | 490                | 27                   | 11                   | 7                    | 7                    | —                    | —                    | —                | 8 069            | 8 074                              | 109            |
| 50 percent or more .....                                    | 1 199                    | 869               | 314                | 16                   | —                    | —                    | —                    | —                    | —                    | —                | 3 650            | 3 670                              | 999            |
| Not computed .....  | 214                      | 118               | 13                 | —                    | 9                    | 5                    | 22                   | 41                   | —                    | 6                | 2500—            | 11 149                             | —              |
| <b>Median</b> .....   | 23.1                     | 50+               | 39.7               | 26.2                 | 23.6                 | 19.4                 | 15.7                 | 12.1                 | 10—                  | 10—              | ...              | ...                                | 50+            |

Table C-62. Selected Monthly Owner Costs for Mortgaged Housing Units With a Spanish Origin Householder: 1980

(Data are estimates based on a sample, see Introduction. For meaning of symbols, see Introduction. For definitions of terms, see appendixes A and B)

| Elizabeth city  | Total      | Less than \$200 | \$200 to \$249 | \$250 to \$299 | \$300 to \$349 | \$350 to \$399 | \$400 to \$499 | \$500 to \$599 | \$600 to \$749 | \$750 or more | Median (dollars) |
|---|------------|-----------------|----------------|----------------|----------------|----------------|----------------|----------------|----------------|---------------|------------------|
| <b>Specified owner-occupied housing units</b> -----                           | <b>558</b> | <b>6</b>        | <b>3</b>       | <b>36</b>      | <b>62</b>      | <b>81</b>      | <b>115</b>     | <b>156</b>     | <b>69</b>      | <b>30</b>     | <b>482</b>       |
| <b>PERSONS IN UNIT</b>  |            |                 |                |                |                |                |                |                |                |               |                  |
| 1 person -----  | —          | —               | —              | —              | —              | —              | —              | —              | —              | —             | —                |
| 2 persons -----   | 63         | —               | —              | —              | —              | 8              | 16             | 20             | 6              | 13            | 538              |
| 3 persons -----   | 99         | —               | —              | 7              | 15             | 18             | 35             | 24             | —              | —             | 451              |
| 4 persons -----   | 174        | —               | 3              | 21             | 18             | 17             | 57             | 35             | 6              | 6             | 519              |
| 5 persons -----   | 112        | —               | —              | —              | 20             | 28             | 17             | 11             | 18             | 8             | 433              |
| 6 persons -----   | 89         | 6               | —              | 8              | 9              | 3              | 13             | 37             | 10             | 3             | 515              |
| 7 persons -----   | 14         | —               | —              | —              | —              | —              | 7              | —              | —              | —             | 500              |
| 8 or more persons -----   | 7          | —               | —              | —              | —              | 7              | —              | —              | —              | —             | 375              |
| Median -----  | 4.17       | 6.00            | 4.00           | 4.02           | 4.39           | 4.35           | 3.88           | 4.10           | 4.31           | 3.83          | ...              |
| <b>HOUSEHOLD TYPE AND AGE OF HOUSEHOLDER</b>                                  |            |                 |                |                |                |                |                |                |                |               |                  |
| <b>Married-couple families</b> -----  | <b>506</b> | <b>6</b>        | <b>3</b>       | <b>36</b>      | <b>55</b>      | <b>58</b>      | <b>102</b>     | <b>147</b>     | <b>69</b>      | <b>30</b>     | <b>494</b>       |
| 15 to 24 years -----  | 16         | —               | —              | —              | —              | —              | —              | 8              | —              | 8             | 675              |
| 25 to 34 years -----  | 83         | 6               | —              | 8              | 11             | 7              | 19             | 13             | 19             | —             | 430              |
| 35 to 44 years -----  | 165        | —               | —              | 10             | 9              | 10             | 47             | 57             | 29             | 3             | 511              |
| 45 to 64 years -----  | 235        | —               | 3              | 18             | 35             | 41             | 29             | 69             | 21             | 19            | 461              |
| 65 years and over -----   | 7          | —               | —              | —              | —              | —              | 7              | —              | —              | —             | 475              |
| <b>Male householder, no wife present</b> -----                                | <b>15</b>  | <b>—</b>        | <b>—</b>       | <b>—</b>       | <b>—</b>       | <b>6</b>       | <b>—</b>       | <b>9</b>       | <b>—</b>       | <b>—</b>      | <b>517</b>       |
| 15 to 24 years -----  | —          | —               | —              | —              | —              | —              | —              | —              | —              | —             | —                |
| 25 to 34 years -----  | 3          | —               | —              | —              | —              | —              | —              | 3              | —              | —             | 550              |
| 35 to 44 years -----  | 6          | —               | —              | —              | —              | —              | —              | 6              | —              | —             | 550              |
| 45 to 64 years -----  | 6          | —               | —              | —              | —              | 6              | —              | —              | —              | —             | 375              |
| 65 years and over -----   | —          | —               | —              | —              | —              | —              | —              | —              | —              | —             | —                |
| <b>Female householder, no husband present</b> -----                           | <b>37</b>  | <b>—</b>        | <b>—</b>       | <b>—</b>       | <b>7</b>       | <b>17</b>      | <b>13</b>      | <b>—</b>       | <b>—</b>       | <b>—</b>      | <b>384</b>       |
| 15 to 24 years -----  | —          | —               | —              | —              | —              | —              | —              | —              | —              | —             | —                |
| 25 to 34 years -----  | 14         | —               | —              | —              | —              | 14             | —              | —              | —              | —             | 375              |
| 35 to 44 years -----  | 3          | —               | —              | —              | —              | 3              | —              | —              | —              | —             | 375              |
| 45 to 64 years -----  | 20         | —               | —              | —              | —              | —              | 13             | —              | —              | —             | 450              |
| 65 years and over -----   | —          | —               | —              | —              | —              | —              | —              | —              | —              | —             | —                |
| Median age -----  | 44.4       | 32.5            | 52.5           | 45.0           | 47.2           | 46.5           | 43.7           | 43.8           | 37.7           | 49.0          | ...              |
| <b>YEAR HOUSEHOLDER MOVED INTO UNIT</b>                                       |            |                 |                |                |                |                |                |                |                |               |                  |
| 1979 to March 1980 -----  | 115        | —               | —              | 8              | —              | 18             | 25             | 32             | 16             | 16            | 520              |
| 1975 to 1978 -----  | 249        | 6               | 3              | 13             | 30             | 37             | 52             | 74             | 20             | 14            | 480              |
| 1970 to 1974 -----  | 116        | —               | —              | 15             | 12             | 3              | 18             | 50             | 18             | —             | 520              |
| 1960 to 1969 -----  | 69         | —               | —              | —              | 17             | 23             | 20             | —              | 9              | —             | 388              |
| 1959 or earlier -----   | 9          | —               | —              | —              | 3              | —              | —              | —              | 6              | —             | 638              |
| <b>ROOMS</b>  |            |                 |                |                |                |                |                |                |                |               |                  |
| 1 to 3 rooms -----  | 15         | —               | —              | 7              | —              | 3              | —              | 5              | —              | —             | 358              |
| 4 rooms -----   | 18         | —               | —              | —              | 11             | —              | —              | 7              | —              | —             | 341              |
| 5 rooms -----   | 46         | —               | —              | 5              | 11             | 4              | 20             | —              | 6              | —             | 409              |
| 6 rooms -----   | 165        | —               | 3              | 18             | 16             | 49             | 23             | 34             | 19             | 3             | 396              |
| 7 rooms -----   | 153        | 6               | —              | —              | 16             | 25             | 24             | 69             | 5              | 8             | 508              |
| 8 or more rooms -----   | 161        | —               | —              | —              | 8              | —              | 48             | 41             | 39             | 19            | 545              |
| Median -----  | 6.7        | 7.0             | 6.0            | 5.8            | 6.1            | 6.2            | 7.1            | 7.0            | 7.8            | 7.9           | ...              |
| <b>YEAR STRUCTURE BUILT</b>   |            |                 |                |                |                |                |                |                |                |               |                  |
| 1975 to March 1980 -----  | 7          | —               | —              | —              | —              | —              | —              | —              | 7              | —             | 675              |
| 1970 to 1974 -----  | 7          | —               | —              | —              | —              | —              | 7              | —              | —              | —             | 475              |
| 1960 to 1969 -----  | 37         | —               | —              | 6              | 7              | —              | —              | 9              | 7              | 8             | 561              |
| 1950 to 1959 -----  | 60         | —               | —              | 7              | —              | 4              | 9              | 34             | 6              | —             | 529              |
| 1940 to 1949 -----  | 96         | —               | —              | —              | 11             | 24             | 21             | 13             | 27             | —             | 469              |
| 1939 or earlier -----   | 351        | 6               | 3              | 23             | 44             | 53             | 78             | 100            | 22             | 22            | 463              |
| <b>VALUE</b>  |            |                 |                |                |                |                |                |                |                |               |                  |
| Less than \$10,000 -----  | —          | —               | —              | —              | —              | —              | —              | —              | —              | —             | —                |
| \$10,000 to \$19,999 -----  | 3          | —               | —              | —              | —              | 3              | —              | —              | —              | —             | 375              |
| \$20,000 to \$29,999 -----  | 41         | —               | 3              | 15             | 15             | 3              | —              | 5              | —              | —             | 308              |
| \$30,000 to \$39,999 -----  | 181        | —               | —              | 5              | 33             | 44             | 60             | 28             | 11             | —             | 413              |
| \$40,000 to \$49,999 -----  | 102        | —               | —              | 10             | 14             | 24             | 10             | 34             | 10             | —             | 450              |
| \$50,000 to \$59,999 -----  | 121        | —               | —              | —              | —              | 7              | 45             | 56             | 13             | —             | 515              |
| \$60,000 to \$79,999 -----  | 90         | 6               | —              | 6              | —              | —              | —              | 33             | 26             | 19            | 600              |
| \$80,000 to \$99,999 -----  | 8          | —               | —              | —              | —              | —              | —              | —              | —              | 8             | 750+             |
| \$100,000 to \$149,999 -----  | 12         | —               | —              | —              | —              | —              | —              | —              | 9              | 3             | 700              |
| \$150,000 or more -----   | —          | —               | —              | —              | —              | —              | —              | —              | —              | —             | —                |
| Median -----  | \$45 300   | \$72 500        | \$28 800       | \$33 000       | \$36 500       | \$37 600       | \$39 000       | \$51 400       | \$60 200       | \$71 000      | ...              |
| <b>SELECTED MONTHLY OWNER COSTS AS PERCENTAGE OF HOUSEHOLD INCOME IN 1979</b> |            |                 |                |                |                |                |                |                |                |               |                  |
| Less than 15 percent -----  | 114        | 6               | 3              | 23             | 35             | 17             | 6              | 15             | 9              | —             | 336              |
| 15 to 19 percent -----  | 183        | —               | —              | 8              | 16             | 41             | 57             | 40             | 13             | 8             | 452              |
| 20 to 24 percent -----  | 81         | —               | —              | —              | 4              | 14             | 22             | 35             | 6              | —             | 501              |
| 25 to 29 percent -----  | 69         | —               | —              | —              | —              | —              | 14             | 35             | 6              | 14            | 559              |
| 30 to 34 percent -----  | 45         | —               | —              | —              | —              | —              | 16             | 16             | 23             | —             | 603              |
| 35 percent or more -----  | 66         | —               | —              | 5              | 7              | 9              | 10             | 15             | 12             | 8             | 513              |
| Not computed -----  | —          | —               | —              | —              | —              | —              | —              | —              | —              | —             | —                |
| Median -----  | 19.5       | 10              | 12.5           | 13.9           | 14.2           | 17.9           | 19.5           | 23.3           | 30.1           | 27.5          | ...              |
| <b>SELECTED CHARACTERISTICS</b>   |            |                 |                |                |                |                |                |                |                |               |                  |
| <b>Heating equipment</b> -----  | <b>558</b> | <b>6</b>        | <b>3</b>       | <b>36</b>      | <b>62</b>      | <b>81</b>      | <b>115</b>     | <b>156</b>     | <b>69</b>      | <b>30</b>     | <b>482</b>       |
| Steam or hot water system -----   | 444        | —               | —              | 36             | 58             | 52             | 109            | 114            | 56             | 19            | 475              |
| Central warm-air furnace or electric heat pump -----                          | 91         | 6               | 3              | —              | —              | 29             | 6              | 30             | 6              | 11            | 505              |
| Other built-in electric units -----   | 7          | —               | —              | —              | —              | —              | —              | —              | 7              | —             | 675              |
| Floor, wall, or pipeless furnace -----  | —          | —               | —              | —              | —              | —              | —              | —              | —              | —             | —                |
| Other means -----   | 16         | —               | —              | —              | 4              | —              | —              | 12             | —              | —             | 533              |
| <b>Air conditioning</b> -----   | <b>485</b> | <b>6</b>        | <b>3</b>       | <b>23</b>      | <b>51</b>      | <b>68</b>      | <b>108</b>     | <b>141</b>     | <b>63</b>      | <b>22</b>     | <b>486</b>       |
| Central system -----  | 46         | —               | —              | —              | —              | —              | 7              | 24             | 7              | 8             | 567              |
| 1 or more individual room units -----   | 439        | 6               | 3              | 23             | 51             | 68             | 101            | 117            | 56             | 14            | 472              |
| <b>House heating fuel</b> -----   | <b>558</b> | <b>6</b>        | <b>3</b>       | <b>36</b>      | <b>62</b>      | <b>81</b>      | <b>115</b>     | <b>156</b>     | <b>69</b>      | <b>30</b>     | <b>482</b>       |
| Utility gas -----   | 301        | —               | —              | 36             | 55             | 37             | 64             | 75             | 23             | 11            | 445              |
| Battled, tank, or LP gas -----  | —          | —               | —              | —              | —              | —              | —              | —              | —              | —             | —                |
| Electricity -----   | 7          | —               | —              | —              | —              | —              | —              | —              | 7              | —             | 675              |
| Fuel oil, kerosene, etc. -----  | 250        | 6               | 3              | —              | 7              | 44             | 51             | 81             | 39             | 19            | 517              |
| Other -----   | —          | —               | —              | —              | —              | —              | —              | —              | —              | —             | —                |



Table C—63. Selected Monthly Owner Costs for Not Mortgaged Housing Units With a Spanish Origin Householder: 1980

[Data are estimates based on a sample, see Introduction. For meaning of symbols, see Introduction. For definitions of terms, see appendixes A and B]

Elizabeth city

|   | Total    | Less than \$50 | \$50 to \$74 | \$75 to \$99 | \$100 to \$124 | \$125 to \$149 | \$150 to \$199 | \$200 to \$249 | \$250 or more | Median (dollars) |
|---|----------|----------------|--------------|--------------|----------------|----------------|----------------|----------------|---------------|------------------|
| Specified owner-occupied housing units .....                                  | 97       | -              | -            | 4            | -              | 18             | 24             | 32             | 19            | 204              |
| <b>PERSONS IN UNIT</b>  |          |                |              |              |                |                |                |                |               |                  |
| 1 person .....  | 6        | -              | -            | -            | -              | -              | -              | 6              | -             | 225              |
| 2 persons .....   | 16       | -              | -            | -            | -              | 4              | 6              | 6              | -             | 183              |
| 3 persons .....   | 10       | -              | -            | -            | -              | -              | 4              | -              | 6             | 250+             |
| 4 persons .....   | 30       | -              | -            | -            | -              | 3              | 14             | 5              | 8             | 193              |
| 5 persons .....   | 30       | -              | -            | 4            | -              | 11             | -              | 15             | -             | 175              |
| 6 persons .....   | -        | -              | -            | -            | -              | -              | -              | -              | -             | -                |
| 7 persons .....   | 5        | -              | -            | -            | -              | -              | -              | -              | 5             | 250+             |
| 8 or more persons .....   | -        | -              | -            | -            | -              | -              | -              | -              | -             | -                |
| Median .....  | 4.05     | -              | -            | 5.00         | -              | 4.68           | 3.64           | 4.30           | 3.94          | ...              |
| <b>HOUSEHOLD TYPE AND AGE OF HOUSEHOLDER</b>                                  |          |                |              |              |                |                |                |                |               |                  |
| <b>Married-couple families</b> .....  | 72       | -              | -            | -            | -              | 14             | 18             | 21             | 19            | 210              |
| 15 to 24 years .....  | -        | -              | -            | -            | -              | -              | -              | -              | -             | -                |
| 25 to 34 years .....  | -        | -              | -            | -            | -              | -              | -              | -              | -             | -                |
| 35 to 44 years .....  | 25       | -              | -            | -            | -              | 3              | 7              | 15             | -             | 208              |
| 45 to 64 years .....  | 36       | -              | -            | -            | -              | 11             | -              | 6              | 19            | 250+             |
| 65 years and over .....   | 11       | -              | -            | -            | -              | -              | 11             | -              | -             | 175              |
| <b>Male householder, no wife present</b> .....                                | 4        | -              | -            | -            | -              | 4              | -              | -              | -             | 138              |
| 15 to 24 years .....  | -        | -              | -            | -            | -              | -              | -              | -              | -             | -                |
| 25 to 34 years .....  | -        | -              | -            | -            | -              | -              | -              | -              | -             | -                |
| 35 to 44 years .....  | -        | -              | -            | -            | -              | -              | -              | -              | -             | -                |
| 45 to 64 years .....  | 4        | -              | -            | -            | -              | 4              | -              | -              | -             | 138              |
| 65 years and over .....   | -        | -              | -            | -            | -              | -              | -              | -              | -             | -                |
| <b>Female householder, no husband present</b> .....                           | 21       | -              | -            | 4            | -              | -              | 6              | 11             | -             | 202              |
| 15 to 24 years .....  | -        | -              | -            | -            | -              | -              | -              | -              | -             | -                |
| 25 to 34 years .....  | -        | -              | -            | -            | -              | -              | -              | -              | -             | -                |
| 35 to 44 years .....  | -        | -              | -            | -            | -              | -              | -              | -              | -             | -                |
| 45 to 64 years .....  | 9        | -              | -            | 4            | -              | -              | -              | 5              | -             | 205              |
| 65 years and over .....   | 12       | -              | -            | -            | -              | -              | 6              | 6              | -             | 200              |
| Median age .....  | 52.0     | -              | -            | 47.5         | -              | 47.0           | 80.4           | 51.0           | 58.5          | ...              |
| <b>YEAR HOUSEHOLDER MOVED INTO UNIT</b>                                       |          |                |              |              |                |                |                |                |               |                  |
| 1979 to March 1980 .....  | 3        | -              | -            | -            | -              | 3              | -              | -              | -             | 138              |
| 1975 to 1978 .....  | 49       | -              | -            | -            | -              | 15             | 7              | 21             | 6             | 206              |
| 1970 to 1974 .....  | 5        | -              | -            | -            | -              | -              | -              | 5              | -             | 225              |
| 1960 to 1969 .....  | 13       | -              | -            | -            | -              | -              | -              | -              | 13            | 250+             |
| 1959 or earlier .....   | 27       | -              | -            | 4            | -              | -              | 17             | 6              | -             | 178              |
| <b>ROOMS</b>  |          |                |              |              |                |                |                |                |               |                  |
| 1 to 3 rooms .....  | -        | -              | -            | -            | -              | -              | -              | -              | -             | -                |
| 4 rooms .....   | 11       | -              | -            | -            | -              | 11             | -              | -              | -             | 138              |
| 5 rooms .....   | 10       | -              | -            | -            | -              | -              | 4              | -              | 6             | 250+             |
| 6 rooms .....   | 30       | -              | -            | 4            | -              | 7              | 13             | 6              | -             | 165              |
| 7 rooms .....   | 12       | -              | -            | -            | -              | -              | -              | 12             | -             | 225              |
| 8 or more rooms .....   | 34       | -              | -            | -            | -              | -              | 7              | 14             | 13            | 236              |
| Median .....  | 6.4      | -              | -            | 6.0          | -              | 4.3            | 6.1            | 7.3            | 7.8           | ...              |
| <b>YEAR STRUCTURE BUILT</b>   |          |                |              |              |                |                |                |                |               |                  |
| 1975 to March 1980 .....  | -        | -              | -            | -            | -              | -              | -              | -              | -             | -                |
| 1970 to 1974 .....  | -        | -              | -            | -            | -              | -              | -              | -              | -             | -                |
| 1960 to 1969 .....  | 6        | -              | -            | -            | -              | -              | -              | 6              | -             | 225              |
| 1950 to 1959 .....  | 6        | -              | -            | -            | -              | -              | -              | 6              | -             | 225              |
| 1940 to 1949 .....  | -        | -              | -            | -            | -              | -              | -              | -              | -             | -                |
| 1939 or earlier .....   | 85       | -              | -            | 4            | -              | 18             | 24             | 20             | 19            | 193              |
| <b>VALUE</b>  |          |                |              |              |                |                |                |                |               |                  |
| Less than \$10,000 .....  | -        | -              | -            | -            | -              | -              | -              | -              | -             | -                |
| \$10,000 to \$19,999 .....  | -        | -              | -            | -            | -              | -              | -              | -              | -             | -                |
| \$20,000 to \$29,999 .....  | 27       | -              | -            | -            | -              | 15             | 7              | -              | 5             | 147              |
| \$30,000 to \$39,999 .....  | 23       | -              | -            | 4            | -              | -              | 4              | 15             | -             | 212              |
| \$40,000 to \$49,999 .....  | 22       | -              | -            | -            | -              | 3              | 7              | 6              | 6             | 208              |
| \$50,000 to \$59,999 .....  | 8        | -              | -            | -            | -              | -              | -              | -              | 8             | 250+             |
| \$60,000 to \$79,999 .....  | 17       | -              | -            | -            | -              | -              | 6              | 11             | -             | 211              |
| \$80,000 to \$99,999 .....  | -        | -              | -            | -            | -              | -              | -              | -              | -             | -                |
| \$100,000 to \$149,999 .....  | -        | -              | -            | -            | -              | -              | -              | -              | -             | -                |
| \$150,000 or more .....   | -        | -              | -            | -            | -              | -              | -              | -              | -             | -                |
| Median .....  | \$39 400 | -              | -            | \$37 500     | -              | \$22 000       | \$40 700       | \$40 800       | \$43 800      | ...              |
| <b>SELECTED MONTHLY OWNER COSTS AS PERCENTAGE OF HOUSEHOLD INCOME IN 1979</b> |          |                |              |              |                |                |                |                |               |                  |
| Less than 10 percent .....  | 56       | -              | -            | 4            | -              | 15             | 17             | 9              | 11            | 176              |
| 10 to 14 percent .....  | 29       | -              | -            | -            | -              | 3              | 7              | 11             | 8             | 220              |
| 15 to 19 percent .....  | -        | -              | -            | -            | -              | -              | -              | -              | -             | -                |
| 20 to 24 percent .....  | 6        | -              | -            | -            | -              | -              | -              | 6              | -             | 225              |
| 25 to 29 percent .....  | -        | -              | -            | -            | -              | -              | -              | -              | -             | -                |
| 30 to 34 percent .....  | -        | -              | -            | -            | -              | -              | -              | -              | -             | -                |
| 35 percent or more .....  | 6        | -              | -            | -            | -              | -              | -              | 6              | -             | 225              |
| Not computed .....  | -        | -              | -            | -            | -              | -              | -              | -              | -             | -                |
| Median .....  | 10-      | -              | -            | 10-          | -              | 10-            | 10-            | 13.2           | 10-           | ...              |
| <b>SELECTED CHARACTERISTICS</b>   |          |                |              |              |                |                |                |                |               |                  |
| <b>Heating equipment</b> .....  | 97       | -              | -            | 4            | -              | 18             | 24             | 32             | 19            | 204              |
| Steam or hot water system .....   | 56       | -              | -            | 4            | -              | -              | 18             | 21             | 13            | 214              |
| Central warm-air furnace or electric heat pump .....                          | 27       | -              | -            | -            | -              | 15             | 6              | 6              | -             | 147              |
| Other built-in electric units .....   | -        | -              | -            | -            | -              | -              | -              | -              | -             | -                |
| Floor, wall, or pipeless furnace .....  | -        | -              | -            | -            | -              | -              | -              | -              | -             | -                |
| Other means .....   | 14       | -              | -            | -            | -              | 3              | -              | 5              | 6             | 240              |
| <b>Air conditioning</b> .....   | 69       | -              | -            | 4            | -              | -              | 20             | 26             | 19            | 220              |
| Central system .....  | 6        | -              | -            | -            | -              | -              | 6              | 6              | -             | 225              |
| 1 or more individual room units .....   | 63       | -              | -            | 4            | -              | -              | 20             | 20             | 19            | 219              |
| <b>House heating fuel</b> .....   | 97       | -              | -            | 4            | -              | 18             | 24             | 32             | 19            | 204              |
| Utility gas .....   | 47       | -              | -            | -            | -              | 7              | 17             | 15             | 8             | 199              |
| Bottled, tonk, or LP gas .....  | -        | -              | -            | -            | -              | -              | -              | -              | -             | -                |
| Electricity .....   | 11       | -              | -            | -            | -              | 11             | -              | -              | -             | 138              |
| Fuel oil, kerosene, etc. ....   | 39       | -              | -            | 4            | -              | -              | 7              | 17             | 11            | 225              |
| Other .....   | -        | -              | -            | -            | -              | -              | -              | -              | -             | -                |

Table C—64. Year Structure Built for Owner- and Renter-Occupied Housing Units With a Spanish Origin Householder: 1980

[Data are estimates based on a sample, see Introduction. For meaning of symbols, see Introduction. For definitions of terms, see appendixes A and B.]

| Elizabeth city                                 | Owner-occupied housing units |                    |              |              |              |                 | Renter-occupied housing units |                    |              |              |              |                 |
|--|------------------------------|--------------------|--------------|--------------|--------------|-----------------|-------------------------------|--------------------|--------------|--------------|--------------|-----------------|
|  | Total                        | 1975 to March 1980 | 1970 to 1974 | 1960 to 1969 | 1940 to 1959 | 1939 or earlier | Total                         | 1975 to March 1980 | 1970 to 1974 | 1960 to 1969 | 1940 to 1959 | 1939 or earlier |
| Occupied housing units                         | 2 180                        | 40                 | 33           | 163          | 549          | 1 395           | 6 296                         | 147                | 304          | 789          | 2 265        | 2 791           |
| <b>HOUSEHOLD TYPE AND AGE OF HOUSEHOLDER</b>   |                              |                    |              |              |              |                 |                               |                    |              |              |              |                 |
| Married-couple families                        | 1 961                        | 33                 | 28           | 154          | 497          | 1 249           | 3 738                         | 62                 | 180          | 491          | 1 324        | 1 681           |
| 15 to 24 years                                 | 22                           | —                  | —            | —            | —            | 22              | 371                           | —                  | 31           | 71           | 145          | 124             |
| 25 to 34 years                                 | 294                          | —                  | 6            | 9            | 115          | 164             | 1 043                         | 21                 | 38           | 163          | 421          | 400             |
| 35 to 44 years                                 | 567                          | 28                 | 7            | 46           | 120          | 366             | 939                           | 19                 | 62           | 94           | 329          | 435             |
| 45 to 64 years                                 | 1 027                        | 5                  | 15           | 86           | 262          | 659             | 1 116                         | 15                 | 35           | 136          | 365          | 565             |
| 65 years and over                              | 51                           | —                  | —            | 13           | —            | 38              | 269                           | 7                  | 14           | 27           | 64           | 157             |
| Male householder, no wife present              | 76                           | 7                  | —            | 3            | 20           | 45              | 999                           | 38                 | 61           | 147          | 378          | 375             |
| 15 to 24 years                                 | 5                            | —                  | —            | —            | —            | 5               | 178                           | 14                 | —            | 28           | 64           | 72              |
| 25 to 34 years                                 | 14                           | —                  | —            | 3            | —            | 11              | 286                           | —                  | 46           | 54           | 98           | 88              |
| 35 to 44 years                                 | 20                           | —                  | —            | —            | —            | 20              | 237                           | 7                  | —            | 51           | 108          | 71              |
| 45 to 64 years                                 | 30                           | —                  | —            | —            | 20           | 10              | 224                           | 10                 | 15           | 14           | 103          | 82              |
| 65 years and over                              | 7                            | 7                  | —            | —            | —            | —               | 74                            | 7                  | —            | —            | 5            | 62              |
| Female householder, no husband present         | 143                          | —                  | 5            | 6            | 32           | 100             | 1 559                         | 47                 | 63           | 151          | 563          | 735             |
| 15 to 24 years                                 | 6                            | —                  | —            | —            | 6            | —               | 152                           | 5                  | 5            | 6            | 74           | 62              |
| 25 to 34 years                                 | 32                           | —                  | —            | —            | 18           | 14              | 379                           | —                  | 21           | 25           | 160          | 173             |
| 35 to 44 years                                 | 27                           | —                  | —            | —            | 5            | 22              | 406                           | 27                 | 30           | 20           | 148          | 181             |
| 45 to 64 years                                 | 58                           | —                  | 5            | 6            | 3            | 44              | 469                           | 15                 | 7            | 76           | 140          | 231             |
| 65 years and over                              | 20                           | —                  | —            | —            | —            | 20              | 153                           | —                  | —            | 24           | 41           | 88              |
| Median age                                     | 46.4                         | 39.3               | 53.5         | 47.5         | 45.5         | 46.7            | 39.5                          | 41.9               | 36.0         | 37.6         | 37.8         | 41.9            |
| <b>YEAR HOUSEHOLDER MOVED INTO UNIT</b>        |                              |                    |              |              |              |                 |                               |                    |              |              |              |                 |
| 1979 to March 1980                             | 313                          | 12                 | 12           | 18           | 71           | 200             | 2 230                         | 74                 | 114          | 290          | 858          | 894             |
| 1975 to 1978                                   | 914                          | 28                 | 6            | 70           | 256          | 554             | 2 647                         | 73                 | 157          | 359          | 907          | 1 151           |
| 1970 to 1974                                   | 615                          | —                  | 15           | 52           | 142          | 406             | 882                           | —                  | 33           | 90           | 349          | 410             |
| 1960 to 1969                                   | 266                          | —                  | —            | 23           | 48           | 195             | 437                           | —                  | —            | 50           | 110          | 277             |
| 1959 or earlier                                | 72                           | —                  | —            | —            | 32           | 40              | 100                           | —                  | —            | —            | 41           | 59              |
| <b>ROOMS</b>                                   |                              |                    |              |              |              |                 |                               |                    |              |              |              |                 |
| 1 room   | —                            | —                  | —            | —            | —            | —               | 202                           | 19                 | —            | 33           | 81           | 69              |
| 2 rooms  | 12                           | —                  | —            | —            | 7            | 5               | 535                           | 32                 | 20           | 100          | 196          | 187             |
| 3 rooms  | 47                           | —                  | —            | —            | 10           | 37              | 1 238                         | 28                 | 131          | 185          | 355          | 539             |
| 4 rooms  | 364                          | 12                 | —            | 9            | 81           | 262             | 2 160                         | 39                 | 98           | 306          | 756          | 961             |
| 5 rooms  | 631                          | 16                 | 7            | 61           | 178          | 369             | 1 547                         | 11                 | 34           | 111          | 636          | 755             |
| 6 rooms  | 517                          | —                  | 14           | 23           | 118          | 362             | 497                           | 18                 | 14           | 39           | 176          | 250             |
| 7 or more rooms                                | 609                          | 12                 | 12           | 70           | 155          | 360             | 117                           | —                  | 7            | 15           | 65           | 30              |
| Median   | 5.6                          | 5.0                | 6.2          | 6.0          | 5.5          | 5.6             | 4.0                           | 3.3                | 3.5          | 3.8          | 4.2          | 4.1             |
| <b>PLUMBING FACILITIES BY PERSONS PER ROOM</b> |                              |                    |              |              |              |                 |                               |                    |              |              |              |                 |
| Complete plumbing for exclusive use            | 2 074                        | 40                 | 26           | 156          | 511          | 1 341           | 6 099                         | 147                | 288          | 747          | 2 199        | 2 718           |
| 0.50 or less                                   | 611                          | 14                 | 19           | 56           | 146          | 376             | 1 793                         | 26                 | 94           | 190          | 552          | 931             |
| 0.51 to 1.00                                   | 1 280                        | 21                 | 7            | 95           | 309          | 848             | 3 296                         | 73                 | 173          | 399          | 1 253        | 1 396           |
| 1.01 to 1.50                                   | 152                          | 5                  | —            | 5            | 53           | 89              | 668                           | 21                 | 119          | 218          | 215          | 280             |
| 1.51 or more                                   | 31                           | —                  | —            | —            | 3            | 28              | 342                           | 12                 | —            | 40           | 179          | 111             |
| Lacking complete plumbing for exclusive use    | 106                          | —                  | 7            | 7            | 38           | 54              | 197                           | —                  | 16           | 42           | 66           | 73              |
| 0.50 or less                                   | 27                           | —                  | 7            | —            | 8            | 12              | 22                            | —                  | —            | 12           | 5            | 5               |
| 0.51 to 1.00                                   | 58                           | —                  | —            | 7            | 20           | 31              | 127                           | —                  | 16           | 8            | 35           | 68              |
| 1.01 to 1.50                                   | 16                           | —                  | —            | —            | 10           | 6               | 30                            | —                  | —            | 14           | 16           | —               |
| 1.51 or more                                   | 5                            | —                  | —            | —            | —            | 5               | 18                            | —                  | —            | 8            | 10           | —               |
| <b>PERSONS IN UNIT</b>                         |                              |                    |              |              |              |                 |                               |                    |              |              |              |                 |
| 1 person                                       | 51                           | 7                  | —            | —            | 11           | 33              | 871                           | 34                 | 28           | 104          | 276          | 429             |
| 2 persons                                      | 277                          | —                  | 7            | 27           | 92           | 151             | 1 615                         | 29                 | 139          | 206          | 469          | 772             |
| 3 persons                                      | 512                          | —                  | 19           | 35           | 101          | 357             | 1 547                         | 37                 | 100          | 249          | 562          | 599             |
| 4 persons                                      | 629                          | 11                 | —            | 53           | 174          | 391             | 1 137                         | 10                 | 27           | 92           | 465          | 543             |
| 5 persons                                      | 417                          | 17                 | —            | 28           | 94           | 278             | 623                           | 11                 | 6            | 67           | 272          | 267             |
| 6 or more persons                              | 294                          | 5                  | 7            | 20           | 77           | 185             | 503                           | 26                 | 4            | 71           | 221          | 181             |
| Median   | 3.90                         | 4.62               | 3.00         | 3.87         | 3.91         | 3.90            | 2.93                          | 2.78               | 2.39         | 2.84         | 3.19         | 2.82            |
| Total persons                                  | 9 030                        | 170                | 101          | 678          | 2 346        | 5 735           | 19 071                        | 495                | 763          | 2 397        | 7 191        | 8 225           |
| <b>UNITS IN STRUCTURE</b>                      |                              |                    |              |              |              |                 |                               |                    |              |              |              |                 |
| 1, detached or attached                        | 721                          | 12                 | 12           | 64           | 177          | 456             | 308                           | 6                  | —            | 8            | 115          | 179             |
| 2  | 1 007                        | 18                 | 21           | 82           | 248          | 638             | 1 856                         | 26                 | 44           | 159          | 766          | 861             |
| 3 and 4  | 336                          | 10                 | —            | 13           | 88           | 225             | 1 702                         | 31                 | 14           | 113          | 559          | 985             |
| 5 to 9   | 79                           | —                  | —            | 4            | 36           | 39              | 990                           | 12                 | 55           | 99           | 445          | 379             |
| 10 to 49                                       | 28                           | —                  | —            | —            | —            | 28              | 1 086                         | 50                 | 151          | 275          | 273          | 337             |
| 50 or more                                     | 9                            | —                  | —            | —            | —            | 9               | 348                           | 22                 | 40           | 135          | 101          | 50              |
| Mobile home or trailer, etc.                   | —                            | —                  | —            | —            | —            | —               | 6                             | —                  | —            | —            | 6            | —               |
| <b>SELECTED CHARACTERISTICS</b>                |                              |                    |              |              |              |                 |                               |                    |              |              |              |                 |
| Heating equipment                              | 2 180                        | 40                 | 33           | 163          | 549          | 1 395           | 6 268                         | 147                | 304          | 789          | 2 248        | 2 780           |
| Steam or hot water system                      | 1 605                        | 40                 | 20           | 68           | 426          | 1 051           | 4 226                         | 87                 | 212          | 417          | 1 575        | 1 935           |
| Central warm-air furnace or electric heat pump | 279                          | —                  | 13           | 61           | 77           | 128             | 562                           | 13                 | 26           | 157          | 180          | 186             |
| Other built-in electric units                  | 28                           | —                  | —            | 16           | —            | 12              | 123                           | —                  | 7            | 13           | 54           | 49              |
| Floor, wall, or pipeless furnace               | 4                            | —                  | —            | —            | 4            | —               | 145                           | 12                 | —            | 17           | 62           | 54              |
| Other means                                    | 264                          | —                  | —            | 18           | 42           | 204             | 1 212                         | 35                 | 59           | 185          | 377          | 556             |
| Air conditioning                               | 1 792                        | 22                 | 26           | 153          | 448          | 1 143           | 3 670                         | 76                 | 261          | 636          | 1 276        | 1 421           |
| Central system                                 | 1 222                        | 7                  | 8            | 58           | 23           | 26              | 265                           | 20                 | 32           | 49           | 130          | 34              |
| 1 or more individual room units                | 1 670                        | 15                 | 18           | 95           | 425          | 1 117           | 3 405                         | 56                 | 229          | 587          | 1 146        | 1 387           |
| House heating fuel                             | 2 180                        | 40                 | 33           | 163          | 549          | 1 395           | 6 268                         | 147                | 304          | 789          | 2 248        | 2 780           |
| Utility gas                                    | 1 048                        | 12                 | 21           | 134          | 224          | 657             | 2 767                         | 59                 | 148          | 348          | 929          | 1 283           |
| Bottled, tank, or LP gas                       | 24                           | —                  | —            | —            | 11           | 13              | 86                            | —                  | 4            | 11           | 48           | 23              |
| Electricity                                    | 58                           | —                  | 5            | 16           | 7            | 30              | 213                           | 13                 | 18           | 29           | 70           | 83              |
| Fuel oil, kerosene, etc.                       | 1 050                        | 28                 | 7            | 13           | 307          | 695             | 3 192                         | 75                 | 128          | 401          | 1 197        | 1 391           |
| Other  | —                            | —                  | —            | —            | —            | —               | —                             | —                  | 6            | —            | 4            | —               |
| Income in 1979 below poverty level             | 129                          | 10                 | 7            | 14           | 65           | 33              | 1 289                         | 27                 | 28           | 139          | 538          | 557             |
| Percent below poverty level                    | 5.9                          | 25.0               | 21.2         | 8.6          | 11.8         | 2.4             | 20.5                          | 18.4               | 9.2          | 17.6         | 23.8         | 20.0            |
| <b>HOUSEHOLD INCOME IN 1979</b>                |                              |                    |              |              |              |                 |                               |                    |              |              |              |                 |
| Less than \$5,000                              | 83                           | 5                  | 7            | 5            | 45           | 21              | 1 028                         | 19                 | 28           | 110          | 424          | 447             |
| \$5,000 to \$9,999                             | 119                          | 5                  | —            | 9            | 22           | 83              | 1 195                         | 47                 | 50           | 136          | 389          | 573             |
| \$10,000 to \$12,499                           | 74                           | —                  | —            | —            | 29           | 45              | 563                           | 31                 | 6            | 67           | 195          | 264             |
| \$12,500 to \$14,999                           | 83                           | —                  | —            | 12           | 34           | 37              | 577                           | 19                 | 32           | 62           | 191          | 273             |
| \$15,000 to \$19,999                           | 273                          | —                  | —            | 29           | 58           | 186             | 1 237                         | 16                 | 90           | 148          | 442          | 541             |
| \$20,000 to \$24,999                           | 444                          | —                  | 7            | 16           | 116          | 305             | 748                           | 10                 | 39           | 100          | 272          | 327             |
| \$25,000 to \$34,999                           | 702                          | 18                 | 11           | 48           | 119          | 506             | 731                           | 5                  | 50           | 120          | 265          | 291             |
| \$35,000 to \$49,999                           | 326                          | 12                 | —            | 30           | 108          | 176             | 188                           | —                  | 9            | 33           | 80           | 66              |
| \$50,000 or more                               | 76                           | —                  | 8            | 14           | 18           | 36              | 29                            | —                  | —            | 13           | 7            | 9               |
| Median   | \$25 131                     | \$28 929           | \$28 750     | \$26 875     | \$23 464     | \$25 241        | \$14 068                      | \$10 605           | \$16 875     | \$15 609     | \$14 130     | \$13 521        |
| Mean   | \$25 881                     | \$27 423           | \$45 321     | \$27 176     | \$24 951     | \$25 591        | \$15 012                      | \$10 935           | \$17 083     | \$16 897     | \$14 993     | \$14 484        |



Table C—65. Units in Structure for Owner- and Renter-Occupied Housing Units With a Spanish Origin Householder: 1980

[Data are estimates based on a sample, see Introduction. For meaning of symbols, see Introduction. For definitions of terms, see appendixes A and B]

| Elizabeth city                                     | Owner-occupied housing units |                              |                 |                              | Renter-occupied housing units |                              |          |               |              |                |                  |                              |
|--|------------------------------|------------------------------|-----------------|------------------------------|-------------------------------|------------------------------|----------|---------------|--------------|----------------|------------------|------------------------------|
|  | Total                        | 1 unit, detached or attached | 2 or more units | Mobile home or trailer, etc. | Total                         | 1 unit, detached or attached | 2 units  | 3 and 4 units | 5 to 9 units | 10 to 49 units | 50 or more units | Mobile home or trailer, etc. |
| Occupied housing units                             | 2 180                        | 721                          | 1 459           | —                            | 6 296                         | 308                          | 1 856    | 1 702         | 990          | 1 086          | 348              | 6                            |
| Condominium housing units                          | 6                            | —                            | 6               | —                            | 42                            | —                            | 9        | —             | 9            | 5              | 19               | —                            |
| <b>HOUSEHOLD TYPE AND AGE OF HOUSEHOLDER</b>       |                              |                              |                 |                              |                               |                              |          |               |              |                |                  |                              |
| <b>Married-couple families</b>                     | 1 961                        | 639                          | 1 322           | —                            | 3 738                         | 212                          | 1 324    | 1 021         | 502          | 500            | 179              | —                            |
| 15 to 24 years                                     | 22                           | 16                           | 6               | —                            | 371                           | 19                           | 83       | 94            | 60           | 82             | 33               | —                            |
| 25 to 34 years                                     | 294                          | 94                           | 200             | —                            | 1 043                         | 50                           | 368      | 228           | 186          | 161            | 50               | —                            |
| 35 to 44 years                                     | 567                          | 204                          | 363             | —                            | 939                           | 51                           | 373      | 275           | 83           | 117            | 40               | —                            |
| 45 to 64 years                                     | 1 027                        | 307                          | 720             | —                            | 1 116                         | 92                           | 366      | 349           | 149          | 123            | 37               | —                            |
| 65 years and over                                  | 51                           | 18                           | 33              | —                            | 269                           | —                            | 134      | 75            | 24           | 17             | 19               | —                            |
| <b>Male householder, no wife present</b>           | 76                           | 19                           | 57              | —                            | 999                           | 61                           | 174      | 256           | 138          | 310            | 54               | 6                            |
| 15 to 24 years                                     | 5                            | —                            | 5               | —                            | 178                           | —                            | 20       | 49            | 44           | 65             | —                | —                            |
| 25 to 34 years                                     | 14                           | 3                            | 11              | —                            | 286                           | —                            | 28       | 88            | 27           | 121            | 22               | —                            |
| 35 to 44 years                                     | 20                           | 6                            | 14              | —                            | 237                           | 26                           | 56       | 58            | 21           | 48             | 22               | 6                            |
| 45 to 64 years                                     | 30                           | 10                           | 20              | —                            | 224                           | 23                           | 48       | 45            | 39           | 59             | 10               | —                            |
| 65 years and over                                  | 7                            | —                            | 7               | —                            | 74                            | 12                           | 22       | 16            | 7            | 17             | —                | —                            |
| <b>Female householder, no husband present</b>      | 143                          | 63                           | 80              | —                            | 1 559                         | 35                           | 358      | 425           | 350          | 276            | 115              | —                            |
| 15 to 24 years                                     | 6                            | —                            | 6               | —                            | 152                           | —                            | 30       | 40            | 41           | 32             | 9                | —                            |
| 25 to 34 years                                     | 32                           | 14                           | 18              | —                            | 379                           | 16                           | 74       | 95            | 94           | 73             | 27               | —                            |
| 35 to 44 years                                     | 27                           | 3                            | 24              | —                            | 406                           | 17                           | 101      | 91            | 95           | 73             | 29               | —                            |
| 45 to 64 years                                     | 58                           | 34                           | 24              | —                            | 469                           | 2                            | 120      | 138           | 103          | 80             | 26               | —                            |
| 65 years and over                                  | 20                           | 12                           | 8               | —                            | 153                           | —                            | 33       | 61            | 17           | 18             | 24               | —                            |
| Median age   | 46.4                         | 45.8                         | 46.7            | —                            | 39.5                          | 42.8                         | 41.3     | 40.1          | 36.8         | 35.4           | 38.7             | 37.5                         |
| <b>YEAR HOUSEHOLDER MOVED INTO UNIT</b>            |                              |                              |                 |                              |                               |                              |          |               |              |                |                  |                              |
| 1979 to March 1980                                 | 313                          | 128                          | 185             | —                            | 2 230                         | 117                          | 535      | 656           | 363          | 436            | 117              | 6                            |
| 1975 to 1978                                       | 914                          | 316                          | 598             | —                            | 2 647                         | 149                          | 837      | 621           | 444          | 436            | 160              | —                            |
| 1970 to 1974                                       | 615                          | 133                          | 482             | —                            | 882                           | 24                           | 266      | 322           | 85           | 151            | 34               | —                            |
| 1960 to 1969                                       | 266                          | 101                          | 165             | —                            | 437                           | 13                           | 197      | 72            | 71           | 57             | 27               | —                            |
| 1959 or earlier                                    | 72                           | 43                           | 29              | —                            | 100                           | 5                            | 21       | 31            | 27           | 6              | 10               | —                            |
| <b>ROOMS</b>                                       |                              |                              |                 |                              |                               |                              |          |               |              |                |                  |                              |
| 1 room   | —                            | —                            | —               | —                            | 202                           | 13                           | 15       | 50            | 26           | 85             | 13               | —                            |
| 2 rooms  | 12                           | 7                            | 5               | —                            | 535                           | 10                           | 73       | 75            | 137          | 188            | 52               | —                            |
| 3 rooms  | 47                           | 8                            | 39              | —                            | 1 238                         | 24                           | 219      | 224           | 141          | 475            | 149              | 6                            |
| 4 rooms  | 364                          | 37                           | 327             | —                            | 2 160                         | 36                           | 562      | 837           | 386          | 258            | 81               | —                            |
| 5 rooms  | 631                          | 56                           | 575             | —                            | 1 547                         | 93                           | 704      | 349           | 287          | 73             | 41               | —                            |
| 6 rooms  | 517                          | 204                          | 313             | —                            | 497                           | 84                           | 228      | 160           | 13           | —              | 12               | —                            |
| 7 or more rooms                                    | 609                          | 409                          | 200             | —                            | 117                           | 48                           | 55       | 7             | —            | 7              | —                | —                            |
| Median   | 5.6                          | 6.8                          | 5.1             | —                            | 4.0                           | 5.3                          | 4.6      | 4.1           | 4.0          | 3.1            | 3.2              | 3.0                          |
| <b>PLUMBING FACILITIES BY PERSONS PER ROOM</b>     |                              |                              |                 |                              |                               |                              |          |               |              |                |                  |                              |
| <b>Complete plumbing for exclusive use</b>         | 2 074                        | 721                          | 1 353           | —                            | 6 099                         | 308                          | 1 782    | 1 652         | 980          | 1 023          | 348              | 6                            |
| 0.50 or less                                       | 611                          | 259                          | 352             | —                            | 1 793                         | 80                           | 524      | 544           | 249          | 307            | 89               | —                            |
| 0.51 to 1.00                                       | 1 280                        | 414                          | 866             | —                            | 3 296                         | 174                          | 1 018    | 841           | 562          | 497            | 198              | 6                            |
| 1.01 to 1.50                                       | 152                          | 40                           | 112             | —                            | 668                           | 54                           | 119      | 211           | 113          | 126            | 45               | —                            |
| 1.51 or more                                       | 31                           | 8                            | 23              | —                            | 342                           | —                            | 121      | 56            | 56           | 93             | 16               | —                            |
| <b>Lacking complete plumbing for exclusive use</b> | 106                          | —                            | 106             | —                            | 197                           | —                            | 74       | 50            | 10           | 63             | —                | —                            |
| 0.50 or less                                       | 27                           | —                            | 27              | —                            | 22                            | —                            | 5        | 6             | —            | 11             | —                | —                            |
| 0.51 to 1.00                                       | 58                           | —                            | 58              | —                            | 127                           | —                            | 46       | 44            | —            | 37             | —                | —                            |
| 1.01 to 1.50                                       | 16                           | —                            | 16              | —                            | 30                            | —                            | 23       | —             | —            | 7              | —                | —                            |
| 1.51 or more                                       | 5                            | —                            | 5               | —                            | 18                            | —                            | —        | —             | 10           | 8              | —                | —                            |
| <b>BEDROOMS</b>                                    |                              |                              |                 |                              |                               |                              |          |               |              |                |                  |                              |
| None   | —                            | —                            | —               | —                            | 237                           | 13                           | 24       | 50            | 32           | 105            | 13               | —                            |
| 1  | 76                           | 10                           | 66              | —                            | 1 917                         | 34                           | 313      | 367           | 290          | 699            | 208              | 6                            |
| 2  | 733                          | 95                           | 638             | —                            | 2 694                         | 63                           | 889      | 896           | 475          | 244            | 127              | —                            |
| 3  | 1 014                        | 393                          | 621             | —                            | 1 271                         | 150                          | 570      | 328           | 185          | 38             | —                | —                            |
| 4  | 254                          | 174                          | 80              | —                            | 166                           | 42                           | 55       | 61            | 8            | —              | —                | —                            |
| 5 or more  | 103                          | 49                           | 54              | —                            | 11                            | 6                            | 5        | —             | —            | —              | —                | —                            |
| <b>HOUSEHOLD INCOME IN 1979</b>                    |                              |                              |                 |                              |                               |                              |          |               |              |                |                  |                              |
| Less than \$5,000                                  | 83                           | 19                           | 64              | —                            | 1 028                         | 34                           | 229      | 358           | 186          | 170            | 51               | —                            |
| \$5,000 to \$9,999                                 | 119                          | 31                           | 88              | —                            | 1 195                         | 58                           | 275      | 265           | 242          | 257            | 98               | —                            |
| \$10,000 to \$14,999                               | 74                           | 6                            | 68              | —                            | 563                           | 29                           | 161      | 161           | 121          | 90             | 29               | 6                            |
| \$15,000 to \$19,999                               | 83                           | 25                           | 58              | —                            | 577                           | 30                           | 179      | 176           | 103          | 59             | 30               | —                            |
| \$20,000 to \$24,999                               | 273                          | 46                           | 227             | —                            | 1 237                         | 67                           | 423      | 317           | 142          | 230            | 58               | —                            |
| \$25,000 to \$29,999                               | 444                          | 125                          | 319             | —                            | 748                           | 59                           | 232      | 183           | 84           | 149            | 41               | —                            |
| \$30,000 to \$34,999                               | 702                          | 279                          | 423             | —                            | 731                           | 25                           | 267      | 215           | 89           | 110            | 25               | —                            |
| \$35,000 to \$49,999                               | 326                          | 145                          | 181             | —                            | 188                           | —                            | 114      | 21            | 23           | 21             | 9                | —                            |
| \$50,000 or more                                   | 76                           | 45                           | 31              | —                            | 29                            | 6                            | 10       | 6             | —            | 7              | —                | —                            |
| Median   | \$25 131                     | \$29 279                     | \$23 197        | —                            | \$14 068                      | \$15 208                     | \$16 239 | \$13 452      | \$11 384     | \$13 602       | \$12 155         | \$11 250                     |
| Mean   | \$25 881                     | \$29 526                     | \$24 080        | —                            | \$15 012                      | \$15 551                     | \$17 202 | \$14 217      | \$13 053     | \$14 372       | \$14 401         | \$10 010                     |
| <b>SELECTED CHARACTERISTICS</b>                    |                              |                              |                 |                              |                               |                              |          |               |              |                |                  |                              |
| <b>Heating equipment</b>                           | 2 180                        | 721                          | 1 459           | —                            | 6 268                         | 302                          | 1 851    | 1 691         | 984          | 1 086          | 348              | 6                            |
| Steam or hot water system                          | 1 605                        | 541                          | 1 064           | —                            | 4 226                         | 144                          | 1 286    | 1 207         | 589          | 746            | 248              | 6                            |
| Central worm-air furnace or electric heat pump     | 279                          | 130                          | 149             | —                            | 562                           | 24                           | 175      | 95            | 87           | 123            | 58               | —                            |
| Other built-in electric units                      | 28                           | 16                           | 12              | —                            | 123                           | 6                            | 39       | 18            | 38           | 22             | —                | —                            |
| Floor, wall, or pipeless furnace                   | 4                            | —                            | 4               | —                            | 145                           | 16                           | 42       | 24            | 35           | 13             | —                | —                            |
| Other means  | 264                          | 34                           | 230             | —                            | 1 212                         | 112                          | 336      | 329           | 246          | 160            | 29               | —                            |
| <b>Air conditioning</b>                            | 1 792                        | 615                          | 1 177           | —                            | 3 670                         | 170                          | 1 083    | 886           | 500          | 742            | 283              | 6                            |
| Central system                                     | 122                          | 73                           | 49              | —                            | 265                           | —                            | 47       | 24            | 60           | 79             | 55               | —                            |
| <b>Vehicles available</b>                          | 2 127                        | 708                          | 1 419           | —                            | 4 788                         | 274                          | 1 560    | 1 243         | 640          | 813            | 252              | 6                            |
| 1  | 708                          | 163                          | 545             | —                            | 3 250                         | 208                          | 973      | 752           | 453          | 658            | 200              | 6                            |
| 2 or more  | 1 419                        | 545                          | 874             | —                            | 1 538                         | 66                           | 587      | 491           | 187          | 155            | 52               | —                            |
| <b>House heating fuel</b>                          | 2 180                        | 721                          | 1 459           | —                            | 6 268                         | 302                          | 1 851    | 1 691         | 984          | 1 086          | 348              | 6                            |
| Utility gas  | 1 048                        | 365                          | 683             | —                            | 2 767                         | 165                          | 828      | 897           | 404          | 364            | 109              | —                            |
| Bottled, tank, or LP gas                           | 24                           | —                            | 24              | —                            | 86                            | —                            | 15       | 36            | 24           | 11             | —                | —                            |
| Electricity  | 58                           | 32                           | 26              | —                            | 213                           | 25                           | 50       | 27            | 51           | 50             | 10               | —                            |
| Fuel oil, kerosene, etc.                           | 1 050                        | 324                          | 726             | —                            | 3 192                         | 112                          | 954      | 731           | 505          | 655            | 229              | 6                            |
| Other  | —                            | —                            | —               | —                            | 10                            | —                            | 4        | —             | —            | 6              | —                | —                            |
| <b>Water heating fuel</b>                          | 2 172                        | 721                          | 1 451           | —                            | 6 291                         | 308                          | 1 856    | 1 702         | 990          | 1 081          | 348              | 6                            |
| Utility gas  | 1 455                        | 531                          | 924             | —                            | 3 563                         | 204                          | 1 082    | 1 087         | 514          | 523            | 153              | —                            |
| Bottled, tank, or LP gas                           | 72                           | 34                           | 38              | —                            | 235                           | 21                           | 53       | 79            | 63           | 13             | 6                | —                            |
| Electricity  | 16                           | 16                           | —               | —                            | 166                           | 9                            | 49       | 34            | 52           | 18             | 4                | —                            |
| Fuel oil, kerosene, etc.                           | 620                          | 140                          | 480             | —                            | 2 305                         | 74                           | 668      | 502           | 355          | 515            | 185              | 6                            |
| Other  | 9                            | —                            | 9               | —                            | 22                            | —                            | 4        | —             | 6            | 12             | —                | —                            |
| <b>Family householder</b>                          | 2 119                        | 705                          | 1 414           | —                            | 5 201                         | 255                          | 1 689    | 1 433         | 812          | 745            | 267              | —                            |
| With own children under 18 years                   | 1 427                        | 453                          | 974             | —                            | 3 233                         | 193                          | 1 011    | 883           | 562          | 430            | 154              | —                            |
| With own children under 6 years                    | 491                          | 170                          | 321             | —                            | 1 714                         | 92                           | 500      | 470           | 299          | 260            | 93               | —                            |
| <b>Female householder, no husband present</b>      | 115                          | 57                           | 58              | —                            | 1 107                         | 22                           | 281      | 312           | 262          | 152            | 78               | —                            |
| With own children under 18 years                   | 49                           | 11                           | 38              | —                            | 766                           | 20                           | 155      | 225           | 210          | 111            | 45               | —                            |
| With own children under 6 years                    | 17                           | 3                            | 14              | —                            | 406                           | 13                           | 57       | 142           | 125          | 54             | 15               | —                            |
| <b>Nonfamily householder</b>                       | 61                           | 16                           | 45              | —                            | 1 095                         | 53                           | 167      | 269           | 178          | 341            | 81               | 6                            |
| Income in 1979 below poverty level                 | 129                          | 34                           | 95              | —                            | 1 289                         | 104                          | 301      | 298           | 253          | 178            | 55               | —                            |
| Percent below poverty level                        | 5.9                          | 4.7                          | 6.5             | —                            | 20.5                          | 33.8                         | 16.2     | 23.4          | 25.6         | 16.4           | 15.8             | —                            |

Table C-66. Owner- and Renter-Occupied Housing Units With a Spanish Origin Householder by Size of Household: 1980

[Data are estimates based on a sample, see Introduction. For meaning of symbols, see Introduction. For definitions of terms, see appendixes A and B]

| Elizabeth city  | Total        | 1 person   | 2 persons    | 3 persons    | 4 persons    | 5 persons  | 6 persons  | 7 persons  | 8 or more persons | Median      | Total persons |
|---|--------------|------------|--------------|--------------|--------------|------------|------------|------------|-------------------|-------------|---------------|
| <b>Owner-occupied housing units</b> .....                                   | <b>2 180</b> | <b>51</b>  | <b>277</b>   | <b>512</b>   | <b>629</b>   | <b>417</b> | <b>152</b> | <b>109</b> | <b>33</b>         | <b>3.90</b> | <b>9 030</b>  |
| Nonrelatives present .....  | 93           | —          | 10           | 19           | 6            | 26         | 13         | 14         | 5                 | 4.94        | 441           |
| <b>ROOMS</b> .....  |              |            |              |              |              |            |            |            |                   |             |               |
| 1 to 3 rooms .....  | 59           | —          | 12           | 16           | 4            | 19         | 8          | —          | —                 | 3.88        | 241           |
| 4 rooms .....   | 364          | 22         | 65           | 122          | 82           | 58         | 15         | —          | —                 | 3.28        | 1 252         |
| 5 rooms .....   | 631          | 15         | 101          | 165          | 189          | 102        | 26         | 24         | 9                 | 3.68        | 2 615         |
| 6 rooms .....   | 517          | 8          | 49           | 122          | 193          | 85         | 32         | 15         | 13                | 3.91        | 2 083         |
| 7 rooms .....   | 290          | 6          | 21           | 23           | 69           | 104        | 46         | 21         | —                 | 4.75        | 1 340         |
| 8 or more rooms .....   | 319          | —          | 29           | 64           | 92           | 49         | 25         | 49         | 11                | 4.22        | 1 499         |
| Median .....  | 5.6          | 4.7        | 5.1          | 5.2          | 5.7          | 5.8        | 6.3        | 7.2        | 6.1               | ...         | ...           |
| <b>PLUMBING FACILITIES BY PERSONS PER ROOM</b> .....                        |              |            |              |              |              |            |            |            |                   |             |               |
| <b>Complete plumbing for exclusive use</b> .....                            | <b>2 074</b> | <b>51</b>  | <b>250</b>   | <b>501</b>   | <b>592</b>   | <b>402</b> | <b>147</b> | <b>109</b> | <b>22</b>         | <b>3.90</b> | <b>8 536</b>  |
| 1.00 or less .....  | 1 891        | 51         | 250          | 494          | 588          | 335        | 103        | 70         | —                 | 3.76        | 7 175         |
| 1.01 to 1.50 .....  | 152          | —          | —            | 7            | 4            | 48         | 41         | 39         | 13                | 5.91        | 1 050         |
| 1.51 or more .....  | 31           | —          | —            | —            | —            | 19         | 3          | —          | 9                 | 5.32        | 311           |
| <b>Lacking complete plumbing for exclusive use</b> .....                    | <b>106</b>   | <b>—</b>   | <b>27</b>    | <b>11</b>    | <b>37</b>    | <b>15</b>  | <b>5</b>   | <b>—</b>   | <b>11</b>         | <b>3.91</b> | <b>494</b>    |
| 1.00 or less .....  | 85           | —          | 27           | 11           | 37           | 5          | —          | —          | 5                 | 3.62        | 342           |
| 1.01 to 1.50 .....  | 16           | —          | —            | —            | —            | 10         | —          | —          | 6                 | 5.30        | 116           |
| 1.51 or more .....  | 5            | —          | —            | —            | —            | —          | 5          | —          | —                 | 6.00        | 36            |
| <b>UNITS IN STRUCTURE</b> .....   |              |            |              |              |              |            |            |            |                   |             |               |
| 1, detached or attached .....   | 721          | 6          | 79           | 120          | 216          | 160        | 102        | 31         | 7                 | 4.22        | 3 121         |
| 2 or more .....   | 1 459        | 45         | 198          | 392          | 413          | 257        | 50         | 78         | 26                | 3.73        | 5 909         |
| Mobile home or trailer, etc. ....   | —            | —          | —            | —            | —            | —          | —          | —          | —                 | —           | —             |
| <b>VALUE</b> .....  |              |            |              |              |              |            |            |            |                   |             |               |
| <b>Specified owner-occupied housing units</b> .....                         | <b>655</b>   | <b>6</b>   | <b>79</b>    | <b>109</b>   | <b>204</b>   | <b>142</b> | <b>89</b>  | <b>19</b>  | <b>7</b>          | <b>4.15</b> | <b>2 787</b>  |
| Less than \$10,000 .....  | —            | —          | —            | —            | —            | —          | —          | —          | —                 | —           | —             |
| \$10,000 to \$19,999 .....  | 3            | —          | —            | —            | —            | —          | 3          | —          | —                 | 6.00        | 31            |
| \$20,000 to \$29,999 .....  | 68           | —          | 4            | 19           | 13           | 19         | 8          | 5          | —                 | 4.35        | 292           |
| \$30,000 to \$39,999 .....  | 204          | 6          | 24           | 58           | 32           | 57         | 20         | —          | 7                 | 3.94        | 858           |
| \$40,000 to \$49,999 .....  | 124          | —          | —            | 17           | 64           | 33         | 10         | —          | —                 | 4.20        | 508           |
| \$50,000 to \$59,999 .....  | 129          | —          | 15           | 15           | 41           | 18         | 26         | 14         | —                 | 4.34        | 617           |
| \$60,000 to \$79,999 .....  | 107          | —          | 36           | —            | 45           | 7          | 19         | —          | —                 | 3.89        | 381           |
| \$80,000 to \$99,999 .....  | 8            | —          | —            | —            | 8            | —          | —          | —          | —                 | 5.00        | 30            |
| \$100,000 to \$149,999 .....  | 12           | —          | —            | —            | 9            | —          | 3          | —          | —                 | 4.17        | 70            |
| \$150,000 or more .....   | —            | —          | —            | —            | —            | —          | —          | —          | —                 | —           | —             |
| Median .....  | \$43 600     | \$32 500   | \$53 800     | \$37 300     | \$47 500     | \$39 300   | \$50 900   | \$53 200   | \$32 500          | ...         | ...           |
| <b>SELECTED CHARACTERISTICS</b> .....                                       |              |            |              |              |              |            |            |            |                   |             |               |
| <b>All income levels in 1979</b> .....                                      | <b>2 180</b> | <b>51</b>  | <b>277</b>   | <b>512</b>   | <b>629</b>   | <b>417</b> | <b>152</b> | <b>109</b> | <b>33</b>         | <b>3.90</b> | <b>9 030</b>  |
| Median income .....   | \$25 131     | \$14 792   | \$21 369     | \$22 292     | \$26 529     | \$26 190   | \$29 286   | \$31 544   | \$21 964          | ...         | ...           |
| Median selected monthly owner costs as percentage of household income ..... | 18.5         | 22.5       | 20.9         | 19.5         | 18.3         | 16.6       | 17.9       | 23.2       | 22.5              | ...         | ...           |
| With a mortgage .....   | 19.5         | —          | 22.5         | 20.2         | 20.7         | 17.5       | 17.9       | 25.0       | 22.5              | ...         | ...           |
| Not mortgaged .....   | 10—          | 22.5       | 10—          | 10—          | 11.7         | 10—        | 10—        | 10—        | —                 | ...         | ...           |
| <b>Income in 1979 below poverty level</b> .....                             | <b>129</b>   | <b>—</b>   | <b>15</b>    | <b>24</b>    | <b>40</b>    | <b>24</b>  | <b>9</b>   | <b>11</b>  | <b>6</b>          | <b>4.14</b> | <b>...</b>    |
| Median income .....   | \$3 073      | —          | \$2500—      | \$4 167      | \$2500—      | \$2500—    | \$8 750    | \$7 292    | \$11 250          | ...         | ...           |
| Median selected monthly owner costs as percentage of household income ..... | 50+          | —          | —            | 50+          | 50+          | 50+        | —          | —          | —                 | ...         | ...           |
| With a mortgage .....   | 50+          | —          | —            | 50+          | 50+          | —          | —          | —          | —                 | ...         | ...           |
| Not mortgaged .....   | 50+          | —          | —            | —            | —            | 50+        | —          | —          | —                 | ...         | ...           |
| <b>Renter-occupied housing units</b> .....                                  | <b>6 296</b> | <b>871</b> | <b>1 615</b> | <b>1 547</b> | <b>1 137</b> | <b>623</b> | <b>300</b> | <b>141</b> | <b>62</b>         | <b>2.93</b> | <b>19 071</b> |
| Nonrelatives present .....  | 429          | —          | 163          | 176          | 28           | 32         | 16         | 9          | 5                 | 2.79        | 1 378         |
| <b>ROOMS</b> .....  |              |            |              |              |              |            |            |            |                   |             |               |
| 1 room .....  | 202          | 112        | 65           | 14           | 11           | —          | —          | —          | —                 | 1.40        | 289           |
| 2 rooms .....   | 535          | 156        | 159          | 114          | 61           | 18         | 22         | 5          | —                 | 2.20        | 1 233         |
| 3 rooms .....   | 1 238        | 331        | 459          | 242          | 140          | 55         | 11         | —          | —                 | 2.13        | 2 764         |
| 4 rooms .....   | 2 160        | 224        | 537          | 701          | 379          | 179        | 65         | 43         | 32                | 2.96        | 6 507         |
| 5 rooms .....   | 1 547        | 33         | 334          | 357          | 390          | 263        | 140        | 7          | 23                | 3.63        | 5 656         |
| 6 rooms .....   | 497          | 15         | 54           | 99           | 134          | 101        | 41         | 46         | 7                 | 4.10        | 2 070         |
| 7 or more rooms .....   | 117          | —          | 7            | 20           | 22           | 7          | 21         | 40         | —                 | 5.62        | 552           |
| Median .....  | 4.0          | 3.0        | 3.7          | 4.1          | 4.4          | 4.7        | 4.9        | 5.8        | 4.5               | ...         | ...           |
| <b>PLUMBING FACILITIES BY PERSONS PER ROOM</b> .....                        |              |            |              |              |              |            |            |            |                   |             |               |
| <b>Complete plumbing for exclusive use</b> .....                            | <b>6 099</b> | <b>847</b> | <b>1 594</b> | <b>1 475</b> | <b>1 116</b> | <b>587</b> | <b>287</b> | <b>141</b> | <b>52</b>         | <b>2.91</b> | <b>18 389</b> |
| 1.00 or less .....  | 5 089        | 847        | 1 529        | 1 354        | 904          | 353        | 62         | 40         | —                 | 2.62        | 13 760        |
| 1.01 to 1.50 .....  | 668          | —          | —            | 107          | 140          | 161        | 200        | 53         | 7                 | 5.04        | 3 066         |
| 1.51 or more .....  | 342          | —          | 65           | 14           | 72           | 73         | 25         | 48         | 45                | 4.77        | 1 563         |
| <b>Lacking complete plumbing for exclusive use</b> .....                    | <b>197</b>   | <b>24</b>  | <b>21</b>    | <b>72</b>    | <b>21</b>    | <b>36</b>  | <b>13</b>  | <b>—</b>   | <b>10</b>         | <b>3.24</b> | <b>682</b>    |
| 1.00 or less .....  | 149          | 24         | 21           | 65           | 21           | 18         | —          | —          | —                 | 2.95        | 397           |
| 1.01 to 1.50 .....  | 30           | —          | —            | 7            | —            | 18         | 5          | —          | —                 | 4.94        | 143           |
| 1.51 or more .....  | 18           | —          | —            | —            | —            | —          | 8          | —          | 10                | 7.60        | 142           |
| <b>UNITS IN STRUCTURE</b> .....   |              |            |              |              |              |            |            |            |                   |             |               |
| 1, detached or attached .....   | 308          | 35         | 39           | 45           | 78           | 51         | 29         | 31         | —                 | 3.95        | 1 097         |
| 2 .....   | 1 856        | 140        | 418          | 491          | 382          | 266        | 93         | 47         | 19                | 3.25        | 6 292         |
| 3 and 4 .....   | 1 702        | 241        | 428          | 425          | 360          | 117        | 73         | 35         | 23                | 2.93        | 4 858         |
| 5 to 9 .....  | 990          | 135        | 214          | 295          | 169          | 106        | 45         | 16         | 10                | 2.99        | 3 096         |
| 10 to 49 .....  | 1 086        | 248        | 407          | 211          | 99           | 47         | 52         | 12         | 10                | 2.22        | 2 745         |
| 50 or more .....  | 348          | 72         | 103          | 80           | 49           | 36         | 8          | —          | —                 | 2.49        | 973           |
| Mobile home or trailer, etc. ....   | 6            | —          | 6            | —            | —            | —          | —          | —          | —                 | 2.00        | 10            |
| <b>GROSS RENT</b> .....   |              |            |              |              |              |            |            |            |                   |             |               |
| <b>Specified renter-occupied housing units</b> .....                        | <b>6 279</b> | <b>866</b> | <b>1 615</b> | <b>1 542</b> | <b>1 137</b> | <b>616</b> | <b>300</b> | <b>141</b> | <b>62</b>         | <b>2.93</b> | <b>19 011</b> |
| Less than \$100 .....   | 61           | 25         | 15           | 3            | —            | 18         | —          | —          | —                 | 1.87        | 137           |
| \$100 to \$149 .....  | 153          | 71         | 42           | 9            | —            | 4          | 8          | —          | —                 | 1.63        | 327           |
| \$150 to \$199 .....  | 702          | 269        | 193          | 139          | 70           | 15         | 7          | 9          | —                 | 1.92        | 1 456         |
| \$200 to \$249 .....  | 1 709        | 252        | 483          | 451          | 319          | 133        | 34         | 16         | 21                | 2.76        | 4 558         |
| \$250 to \$299 .....  | 1 962        | 177        | 581          | 497          | 361          | 200        | 100        | 34         | 12                | 2.95        | 5 955         |
| \$300 to \$349 .....  | 1 038        | 53         | 179          | 293          | 222          | 160        | 76         | 39         | 16                | 3.48        | 3 821         |
| \$350 to \$399 .....  | 362          | 6          | 74           | 101          | 69           | 61         | 41         | 7          | 3                 | 3.50        | 1 427         |
| \$400 to \$499 .....  | 156          | —          | 18           | 16           | 56           | 13         | 17         | 36         | —                 | 4.29        | 774           |
| \$500 or more .....   | 33           | —          | 5            | 7            | 9            | 7          | 5          | —          | —                 | 4.00        | 179           |
| No cash rent .....  | 103          | 13         | 25           | 16           | 22           | 5          | 12         | —          | 10                | 3.34        | 377           |
| Median .....  | \$261        | \$210      | \$255        | \$265        | \$274        | \$281      | \$298      | \$315      | \$260             | ...         | ...           |
| <b>SELECTED CHARACTERISTICS</b> .....                                       |              |            |              |              |              |            |            |            |                   |             |               |
| <b>All income levels in 1979</b> .....                                      | <b>6 296</b> | <b>871</b> | <b>1 615</b> | <b>1 547</b> | <b>1 137</b> | <b>623</b> | <b>300</b> | <b>141</b> | <b>62</b>         | <b>2.93</b> | <b>19 071</b> |
| Median income .....   | \$14 068     | \$8 528    | \$13 189     | \$15 339     | \$17 366     | \$16 969   | \$14 015   | \$14 917   | \$15 000          | ...         | ...           |
| Median gross rent as percentage of household income .....                   | 23.1         | 28.8       | 24.0         | 21.6         | 20.8         | 20.8       | 24.2       | 26.9       | 27.5              | ...         | ...           |
| <b>Income in 1979 below poverty level</b> .....                             | <b>1 289</b> | <b>189</b> | <b>302</b>   | <b>261</b>   | <b>194</b>   | <b>145</b> | <b>108</b> | <b>59</b>  | <b>31</b>         | <b>3.09</b> | <b>...</b>    |
| Median income .....   | \$3 304      | \$2500—    | \$2 551      | \$3 149      | \$3 953      | \$5 112    | \$6 500    | \$7 574    | \$4 653           | ...         | ...           |
| Median gross rent as percentage of household income .....                   | 50+          | 50+        | 50+          | 50+          | 50+          | 50+        | 50+        | 50+        | 50+               | ...         | ...           |



Table C-67. Household Composition and Age of Householder for Owner- and Renter-Occupied Housing Units With a Spanish Origin Householder: Elizabeth city 1980

[Data are estimates based on a sample, see Introduction. For meaning of symbols, see Introduction. For definitions of terms, see appendices A and B.]

|   | Married-couple families |                |                |                |                |                   | Male householder, no wife present |                |                   |                |                   |                | Female householder, no husband present |                |                |                   |                |                | Median age |                   |                |                   |
|---|-------------------------|----------------|----------------|----------------|----------------|-------------------|-----------------------------------|----------------|-------------------|----------------|-------------------|----------------|--|----------------|----------------|-------------------|----------------|----------------|------------|-------------------|----------------|-------------------|
|   | 15 to 24 years          |                | 25 to 34 years |                | 35 to 44 years |                   | 45 to 64 years                    |                | 65 years and over |                | 15 to 24 years    |                | 25 to 34 years                         |                | 35 to 44 years |                   | 45 to 64 years |                |            | 65 years and over |                |                   |
|   | Total                   | 15 to 24 years | 25 to 34 years | 35 to 44 years | 45 to 64 years | 65 years and over | 15 to 24 years                    | 25 to 34 years | 35 to 44 years    | 45 to 64 years | 65 years and over | 15 to 24 years | 25 to 34 years                         | 35 to 44 years | 45 to 64 years | 65 years and over | 15 to 24 years | 25 to 34 years |            | 35 to 44 years    | 45 to 64 years | 65 years and over |
| <b>Owner-occupied housing units</b>   | 2 180                   | 22             | 294            | 567            | 1 027          | 51                | 5                                 | 14             | 20                | 30             | 7                 | 6              | 32                                     | 27             | 58             | 20                | 46.4           |                |            |                   |                |                   |
| <b>PERSONS IN UNIT</b>  |                         |                |                |                |                |                   |                                   |                |                   |                |                   |                |  |                |                |                   |                |                |            |                   |                |                   |
| 1 person  | 51                      | 8              | 46             | 23             | 148            | —                 | —                                 | —              | 5                 | 11             | 7                 | 6              | —                                      | —              | 8              | 14                | 54.7           |                |            |                   |                |                   |
| 2 persons   | 277                     | 14             | 82             | 246            | 24             | 11                | 5                                 | 3              | 6                 | 4              | —                 | —              | 12                                     | 13             | 5              | 6                 | 48.8           |                |            |                   |                |                   |
| 3 persons   | 512                     | 69             | 119            | 173            | 310            | 7                 | —                                 | —              | 9                 | 6              | —                 | —              | 14                                     | 9              | 41             | 6                 | 48.8           |                |            |                   |                |                   |
| 4 persons   | 417                     | —              | 33             | 170            | 192            | 9                 | —                                 | —              | —                 | —              | —                 | —              | —                                      | —              | 5              | —                 | 45.9           |                |            |                   |                |                   |
| 5 persons   | 294                     | —              | 14             | 138            | 131            | 3                 | —                                 | —              | —                 | —              | —                 | —              | —                                      | —              | 4              | —                 | 44.8           |                |            |                   |                |                   |
| 6 or more persons   | 390                     | 271            | 366            | 464            | 389            | 310               | 200                               | 286            | 233               | 250            | 100               | 100            | 279                                    | 315            | 301            | 121               | 44.4           |                |            |                   |                |                   |
| Median  | 3.90                    | 4.7            | 1.33           | 3.017          | 4.002          | 188               | 11                                | 41             | 43                | 105            | 7                 | 4              | 100                                    | 120            | 191            | 21                | —              | —              | —          | —                 | —              | —                 |
| Total persons   | 9 030                   | 47             | 1 133          | 3 017          | 4 002          | 188               | 11                                | 41             | 43                | 105            | 7                 | 4              | 100                                    | 120            | 191            | 21                | —              | —              | —          | —                 | —              | —                 |
| <b>PLUMBING FACILITIES BY PERSONS PER ROOM</b>  |                         |                |                |                |                |                   |                                   |                |                   |                |                   |                |  |                |                |                   |                |                |            |                   |                |                   |
| Complete plumbing for exclusive use   | 2 074                   | 22             | 280            | 543            | 971            | 51                | 5                                 | 14             | 20                | 30             | 7                 | 6              | 24                                     | 27             | 54             | 20                | 46.4           |                |            |                   |                |                   |
| 1.01 or more persons per room   | 183                     | —              | 8              | 70             | 85             | —                 | —                                 | —              | 9                 | 5              | —                 | —              | 6                                      | —              | —              | —                 | 44.8           |                |            |                   |                |                   |
| Lacking complete plumbing for exclusive use   | 106                     | —              | 14             | 24             | 56             | —                 | —                                 | —              | —                 | —              | —                 | —              | 8                                      | —              | —              | —                 | 46.5           |                |            |                   |                |                   |
| 1.01 or more persons per room   | 21                      | —              | —              | 6              | 15             | —                 | —                                 | —              | —                 | —              | —                 | —              | —                                      | —              | —              | —                 | 46.5           |                |            |                   |                |                   |
| <b>MORTGAGE STATUS AND SELECTED MONTHLY OWNER COSTS AS PERCENTAGE OF HOUSEHOLD INCOME IN 1979</b> |                         |                |                |                |                |                   |                                   |                |                   |                |                   |                |  |                |                |                   |                |                |            |                   |                |                   |
| <b>Specified owner-occupied housing units</b>   | 655                     | 16             | 83             | 190            | 271            | 18                | —                                 | 3              | 6                 | 10             | —                 | —              | 14                                     | 3              | 29             | 12                | 45.6           |                |            |                   |                |                   |
| With a mortgage   | 558                     | 16             | 83             | 165            | 235            | 7                 | —                                 | 3              | 6                 | 6              | —                 | —              | 14                                     | 3              | 20             | —                 | 44.4           |                |            |                   |                |                   |
| Less than 15 percent  | 114                     | —              | 12             | 24             | 78             | —                 | —                                 | —              | —                 | —              | —                 | —              | —                                      | —              | —              | —                 | 48.4           |                |            |                   |                |                   |
| 15 to 19 percent  | 183                     | —              | 24             | 54             | 78             | —                 | —                                 | —              | —                 | —              | —                 | —              | —                                      | —              | —              | —                 | 44.9           |                |            |                   |                |                   |
| 20 to 24 percent  | 81                      | —              | 30             | 33             | 15             | —                 | —                                 | 3              | —                 | —              | —                 | —              | —                                      | —              | —              | —                 | 36.6           |                |            |                   |                |                   |
| 25 to 29 percent  | 69                      | —              | —              | 30             | 25             | —                 | —                                 | —              | 6                 | —              | —                 | —              | —                                      | —              | —              | —                 | 39.1           |                |            |                   |                |                   |
| 30 to 34 percent  | 45                      | —              | 7              | 21             | 11             | —                 | —                                 | —              | —                 | —              | —                 | —              | —                                      | —              | —              | —                 | 39.8           |                |            |                   |                |                   |
| 35 percent or more  | 66                      | —              | 10             | 3              | 28             | —                 | —                                 | —              | —                 | —              | —                 | —              | —                                      | —              | —              | —                 | 47.1           |                |            |                   |                |                   |
| Median  | 19.5                    | 40.0           | 20.9           | 20.7           | 17.5           | 17.5              | —                                 | 22.5           | 27.5              | 17.5           | —                 | —              | 17.5                                   | 50+            | 50+            | —                 | —              | —              | —          | —                 | —              | —                 |
| Not mortgaged   | 97                      | —              | —              | 25             | 36             | 11                | —                                 | —              | —                 | 4              | —                 | —              | —                                      | —              | —              | —                 | 52.0           |                |            |                   |                |                   |
| Less than 10 percent  | 56                      | —              | —              | 9              | 22             | 11                | —                                 | —              | —                 | —              | —                 | —              | —                                      | —              | —              | —                 | 50.0           |                |            |                   |                |                   |
| 10 to 14 percent  | 29                      | —              | —              | 10             | 14             | —                 | —                                 | —              | —                 | —              | —                 | —              | —                                      | —              | —              | —                 | 54.5           |                |            |                   |                |                   |
| 15 to 19 percent  | —                       | —              | —              | —              | —              | —                 | —                                 | —              | —                 | —              | —                 | —              | —                                      | —              | —              | —                 | —              | —              | —          | —                 | —              | —                 |
| 20 to 24 percent  | 6                       | —              | —              | —              | —              | —                 | —                                 | —              | —                 | —              | —                 | —              | —                                      | —              | —              | —                 | —              | —              | —          | —                 | —              | —                 |
| 25 to 29 percent  | —                       | —              | —              | —              | —              | —                 | —                                 | —              | —                 | —              | —                 | —              | —                                      | —              | —              | —                 | —              | —              | —          | —                 | —              | —                 |
| 30 to 34 percent  | —                       | —              | —              | —              | —              | —                 | —                                 | —              | —                 | —              | —                 | —              | —                                      | —              | —              | —                 | —              | —              | —          | —                 | —              | —                 |
| 35 percent or more  | 6                       | —              | —              | 6              | —              | —                 | —                                 | —              | —                 | —              | —                 | —              | —                                      | —              | —              | —                 | —              | —              | —          | —                 | —              | —                 |
| Median  | —                       | —              | —              | 11.7           | 10—            | 10—               | —                                 | —              | —                 | 10—            | —                 | —              | —                                      | —              | —              | —                 | 37.5           |                |            |                   |                |                   |
| Total persons   | 10—                     | —              | —              | —              | —              | —                 | —                                 | —              | —                 | —              | —                 | —              | —                                      | —              | —              | —                 | —              | —              | —          | —                 | —              | —                 |
| <b>Renter-occupied housing units</b>  | 6 296                   | 371            | 1 043          | 939            | 1 116          | 269               | 178                               | 286            | 237               | 224            | 74                | 152            | 379                                    | 406            | 469            | 153               | 39.5           |                |            |                   |                |                   |
| <b>PERSONS IN UNIT</b>  |                         |                |                |                |                |                   |                                   |                |                   |                |                   |                |  |                |                |                   |                |                |            |                   |                |                   |
| 1 person  | 871                     | —              | —              | —              | —              | —                 | 55                                | 125            | 124               | 116            | 58                | 20             | 59                                     | 184            | 71             | 44.7              |                |                |            |                   |                |                   |
| 2 persons   | 1 615                   | 176            | 164            | 110            | 312            | 156               | 77                                | 74             | 40                | 47             | 16                | 74             | 74                                     | 105            | 130            | 60                | 41.3           |                |            |                   |                |                   |
| 3 persons   | 1 547                   | 138            | 303            | 197            | 332            | 66                | 46                                | 57             | 33                | 28             | —                 | 47             | 106                                    | 83             | 95             | 16                | 37.2           |                |            |                   |                |                   |
| 4 persons   | 1 337                   | 48             | 320            | 313            | 224            | 35                | —                                 | 5              | 16                | 13             | —                 | 6              | 66                                     | 67             | 18             | 6                 | 37.9           |                |            |                   |                |                   |
| 5 persons   | 623                     | —              | 158            | 164            | 157            | 8                 | —                                 | 15             | 24                | 12             | —                 | 5              | 24                                     | 48             | 8              | —                 | 39.9           |                |            |                   |                |                   |
| 6 or more persons   | 503                     | 9              | 98             | 155            | 91             | 4                 | —                                 | 10             | 24                | 8              | —                 | 5              | 50                                     | 44             | 34             | —                 | 38.7           |                |            |                   |                |                   |
| Median  | 2.93                    | 2.57           | 3.67           | 4.02           | 3.24           | 2.36              | 1.94                              | 1.74           | 1.46              | 1.47           | 1.14              | 2.26           | 3.03                                   | 2.97           | 1.89           | 1.59              | —              | —              | —          | —                 | —              | —                 |
| Total persons   | 19 071                  | 992            | 3 910          | 3 535          | 3 733          | 697               | 336                               | 632            | 459               | 479            | 108               | 332            | 1 208                                  | 1 323          | 1 062          | 265               | —              | —              | —          | —                 | —              | —                 |
| <b>PLUMBING FACILITIES BY PERSONS PER ROOM</b>  |                         |                |                |                |                |                   |                                   |                |                   |                |                   |                |  |                |                |                   |                |                |            |                   |                |                   |
| Complete plumbing for exclusive use   | 6 099                   | 363            | 1 026          | 910            | 1 068          | 263               | 172                               | 279            | 231               | 214            | 74                | 152            | 369                                    | 390            | 443            | 145               | 39.3           |                |            |                   |                |                   |
| 1.01 or more persons per room   | 1 010                   | 30             | 290            | 236            | 139            | 24                | 7                                 | 51             | 24                | 26             | —                 | 15             | 55                                     | 81             | 32             | —                 | 36.5           |                |            |                   |                |                   |
| Lacking complete plumbing for exclusive use   | 197                     | 8              | 17             | 29             | 48             | 6                 | 6                                 | 7              | 6                 | —              | —                 | —              | 10                                     | 16             | 26             | 8                 | 44.9           |                |            |                   |                |                   |
| 1.01 or more persons per room   | 48                      | —              | 12             | 11             | 8              | —                 | —                                 | —              | —                 | —              | —                 | —              | —                                      | —              | —              | —                 | 42.3           |                |            |                   |                |                   |
| <b>GROSS RENT AS PERCENTAGE OF HOUSEHOLD INCOME IN 1979</b>                                       |                         |                |                |                |                |                   |                                   |                |                   |                |                   |                |  |                |                |                   |                |                |            |                   |                |                   |
| <b>Specified renter-occupied housing units</b>  | 6 279                   | 371            | 1 038          | 939            | 1 116          | 269               | 178                               | 286            | 230               | 224            | 74                | 152            | 379                                    | 401            | 469            | 153               | 39.5           |                |            |                   |                |                   |
| Less than 15 percent  | 1 426                   | 61             | 248            | 292            | 411            | 66                | 30                                | 66             | 53                | 54             | 6                 | 17             | 28                                     | 47             | 34             | —                 | 41.8           |                |            |                   |                |                   |
| 15 to 19 percent  | 1 020                   | 70             | 215            | 194            | 194            | 33                | 29                                | 44             | 44                | 44             | 10                | 21             | 36                                     | 44             | 44             | —                 | 39.5           |                |            |                   |                |                   |
| 20 to 24 percent  | 932                     | 44             | 262            | 149            | 122            | 29                | 31                                | 26             | 74                | 20             | —                 | 21             | 19                                     | 34             | 72             | —                 | 40.3           |                |            |                   |                |                   |
| 25 to 29 percent  | 583                     | 45             | 72             | 45             | 103            | 23                | 17                                | 43             | 27                | 40             | —                 | 10             | 21                                     | 36             | 48             | —                 | 39.7           |                |            |                   |                |                   |
| 30 to 34 percent  | 333                     | 21             | 59             | 57             | 51             | 16                | 35                                | 9              | —                 | 16             | —                 | 5              | 20                                     | 36             | 48             | —                 | 39.9           |                |            |                   |                |                   |
| 35 to 49 percent  | 572                     | 28             | 63             | 54             | 75             | 64                | 11                                | 23             | —                 | 23             | —                 | 12             | 82                                     | 74             | 55             | 18                | 39.0           |                |            |                   |                |                   |
| 50 percent or more  | 1 199                   | 87             | 78             | 114            | 123            | 54                | 25                                | 23             | 14                | 25             | 13                | 74             | 188                                    | 180            | 138            | 69                | 38.7           |                |            |                   |                |                   |
| Median  | 21.4                    | 15             | 41             | 15             | 37             | 37                | 25                                | 25             | 14                | 25             | 13                | 18             | 10                                     | 15             | 15             | —                 | 36.7           |                |            |                   |                |                   |
| Not computed  | 23.1                    | 25.3           | 20.7           | 19.0           | 18.3           | 26.4              | 24.8                              | 19.9           | 20.5              | 23.2           | 35.7              | 50+            | 49.7                                   | 46.6           | 31.5           | —                 | —              | —              | —          | —                 | —              | —                 |

**Table C—68. Age and Sex of Householder in One-Person Households for Owner- and Renter-Occupied Housing Units With a Spanish Origin Householder: 1980**

[Data are estimates based on a sample, see Introduction. For meaning of symbols, see Introduction. For definitions of terms, see appendixes A and B.]

| Elizabeth city  | Male householder |                |                |                |                |                   | Female householder |                |                |                |                |                   |         |
|---|------------------|----------------|----------------|----------------|----------------|-------------------|--------------------|----------------|----------------|----------------|----------------|-------------------|---------|
|   | Total            | 15 to 24 years | 25 to 34 years | 35 to 44 years | 45 to 64 years | 65 years and over | Total              | 15 to 24 years | 25 to 34 years | 35 to 44 years | 45 to 64 years | 65 years and over |         |
| <b>Owner-occupied housing units</b> .....   | 51               | 23             | —              | —              | 5              | 11                | 7                  | 28             | 6              | —              | —              | 8                 | 14      |
| <b>PLUMBING FACILITIES</b>  |                  |                |                |                |                |                   |                    |                |                |                |                |                   |         |
| Complete plumbing for exclusive use .....   | 51               | 23             | —              | —              | 5              | 11                | 7                  | 28             | 6              | —              | —              | 8                 | 14      |
| Lacking complete plumbing for exclusive use .....                                   | —                | —              | —              | —              | —              | —                 | —                  | —              | —              | —              | —              | —                 | —       |
| <b>UNITS IN STRUCTURE</b>   |                  |                |                |                |                |                   |                    |                |                |                |                |                   |         |
| 1, detached or attached .....   | 6                | —              | —              | —              | —              | —                 | —                  | 6              | —              | —              | —              | —                 | 6       |
| 2 or more .....   | 45               | 23             | —              | —              | 5              | 11                | 7                  | 22             | 6              | —              | —              | 8                 | 8       |
| Mobile home or trailer, etc. ....   | —                | —              | —              | —              | —              | —                 | —                  | —              | —              | —              | —              | —                 | —       |
| <b>HOUSEHOLD INCOME IN 1979</b>   |                  |                |                |                |                |                   |                    |                |                |                |                |                   |         |
| Less than \$5,000 .....   | —                | —              | —              | —              | —              | —                 | —                  | —              | —              | —              | —              | —                 | —       |
| \$5,000 to \$9,999 .....  | 20               | 6              | —              | —              | —              | 6                 | —                  | 14             | 6              | —              | —              | —                 | 8       |
| \$10,000 to \$12,499 .....  | —                | —              | —              | —              | —              | —                 | —                  | —              | —              | —              | —              | —                 | —       |
| \$12,500 to \$14,999 .....  | 6                | —              | —              | —              | —              | —                 | —                  | 6              | —              | —              | —              | —                 | 6       |
| \$15,000 to \$19,999 .....  | 9                | 5              | —              | —              | 5              | —                 | —                  | 4              | —              | —              | —              | 4                 | —       |
| \$20,000 to \$24,999 .....  | 5                | 5              | —              | —              | —              | 5                 | —                  | —              | —              | —              | —              | —                 | —       |
| \$25,000 to \$34,999 .....  | 11               | 7              | —              | —              | —              | —                 | 7                  | 4              | —              | —              | —              | 4                 | —       |
| \$35,000 to \$49,999 .....  | —                | —              | —              | —              | —              | —                 | —                  | —              | —              | —              | —              | —                 | —       |
| \$50,000 or more .....  | —                | —              | —              | —              | —              | —                 | —                  | —              | —              | —              | —              | —                 | —       |
| Median .....  | \$14 792         | \$20 250       | —              | —              | \$16 250       | \$7 292           | \$28 750           | \$10 000       | \$6 250        | —              | —              | \$22 500          | \$7 188 |
| Mean .....  | \$14 788         | \$18 211       | —              | —              | \$16 005       | \$12 723          | \$28 410           | \$11 977       | \$5 205        | —              | —              | \$22 360          | \$8 946 |
| <b>MORTGAGE STATUS AND SELECTED MONTHLY OWNER COSTS</b>                             |                  |                |                |                |                |                   |                    |                |                |                |                |                   |         |
| <b>Specified owner-occupied housing units</b> .....                                 | 6                | —              | —              | —              | —              | —                 | —                  | 6              | —              | —              | —              | —                 | 6       |
| <b>With a mortgage</b>  |                  |                |                |                |                |                   |                    |                |                |                |                |                   |         |
| Less than \$200 .....   | —                | —              | —              | —              | —              | —                 | —                  | —              | —              | —              | —              | —                 | —       |
| \$200 to \$249 .....  | —                | —              | —              | —              | —              | —                 | —                  | —              | —              | —              | —              | —                 | —       |
| \$250 to \$299 .....  | —                | —              | —              | —              | —              | —                 | —                  | —              | —              | —              | —              | —                 | —       |
| \$300 to \$349 .....  | —                | —              | —              | —              | —              | —                 | —                  | —              | —              | —              | —              | —                 | —       |
| \$350 to \$399 .....  | —                | —              | —              | —              | —              | —                 | —                  | —              | —              | —              | —              | —                 | —       |
| \$400 to \$499 .....  | —                | —              | —              | —              | —              | —                 | —                  | —              | —              | —              | —              | —                 | —       |
| \$500 to \$599 .....  | —                | —              | —              | —              | —              | —                 | —                  | —              | —              | —              | —              | —                 | —       |
| \$600 to \$749 .....  | —                | —              | —              | —              | —              | —                 | —                  | —              | —              | —              | —              | —                 | —       |
| \$750 or more .....   | —                | —              | —              | —              | —              | —                 | —                  | —              | —              | —              | —              | —                 | —       |
| Median .....  | —                | —              | —              | —              | —              | —                 | —                  | —              | —              | —              | —              | —                 | —       |
| <b>Not mortgaged</b> .....  | 6                | —              | —              | —              | —              | —                 | —                  | 6              | —              | —              | —              | —                 | 6       |
| Less than \$50 .....  | —                | —              | —              | —              | —              | —                 | —                  | —              | —              | —              | —              | —                 | —       |
| \$50 to \$74 .....  | —                | —              | —              | —              | —              | —                 | —                  | —              | —              | —              | —              | —                 | —       |
| \$75 to \$99 .....  | —                | —              | —              | —              | —              | —                 | —                  | —              | —              | —              | —              | —                 | —       |
| \$100 to \$124 .....  | —                | —              | —              | —              | —              | —                 | —                  | —              | —              | —              | —              | —                 | —       |
| \$125 to \$149 .....  | —                | —              | —              | —              | —              | —                 | —                  | —              | —              | —              | —              | —                 | —       |
| \$150 to \$199 .....  | —                | —              | —              | —              | —              | —                 | —                  | —              | —              | —              | —              | —                 | —       |
| \$200 to \$249 .....  | 6                | —              | —              | —              | —              | —                 | —                  | 6              | —              | —              | —              | —                 | 6       |
| \$250 or more .....   | —                | —              | —              | —              | —              | —                 | —                  | —              | —              | —              | —              | —                 | —       |
| Median .....  | \$225            | —              | —              | —              | —              | —                 | —                  | \$225          | —              | —              | —              | —                 | \$225   |
| <b>SELECTED CHARACTERISTICS</b>   |                  |                |                |                |                |                   |                    |                |                |                |                |                   |         |
| Median selected monthly owner costs as percentage of household income in 1979 ..... | 22.5             | —              | —              | —              | —              | —                 | —                  | 22.5           | —              | —              | —              | —                 | 22.5    |
| With a mortgage .....   | —                | —              | —              | —              | —              | —                 | —                  | —              | —              | —              | —              | —                 | —       |
| Not mortgaged .....   | 22.5             | —              | —              | —              | —              | —                 | —                  | 22.5           | —              | —              | —              | —                 | 22.5    |
| <b>Income in 1979 below poverty level</b> .....                                     | —                | —              | —              | —              | —              | —                 | —                  | —              | —              | —              | —              | —                 | —       |
| Percent below poverty level .....   | —                | —              | —              | —              | —              | —                 | —                  | —              | —              | —              | —              | —                 | —       |
| <b>Renter-occupied housing units</b> .....  | 871              | 478            | 55             | 125            | 124            | 116               | 58                 | 393            | 20             | 59             | 59             | 184               | 71      |
| <b>PLUMBING FACILITIES</b>  |                  |                |                |                |                |                   |                    |                |                |                |                |                   |         |
| Complete plumbing for exclusive use .....   | 847              | 462            | 49             | 125            | 124            | 106               | 58                 | 385            | 20             | 59             | 59             | 184               | 63      |
| Lacking complete plumbing for exclusive use .....                                   | 24               | 16             | 6              | —              | —              | 10                | —                  | 8              | —              | —              | —              | —                 | 8       |
| <b>UNITS IN STRUCTURE</b>   |                  |                |                |                |                |                   |                    |                |                |                |                |                   |         |
| 1, detached or attached .....   | 35               | 30             | —              | —              | 19             | 5                 | 6                  | 5              | —              | —              | 5              | —                 | —       |
| 2 .....   | 140              | 69             | —              | 8              | 15             | 24                | 22                 | 71             | 6              | 22             | 17             | 26                | —       |
| 3 and 4 .....   | 241              | 145            | 19             | 50             | 45             | 25                | 6                  | 96             | 7              | —              | 3              | 57                | 29      |
| 5 to 9 .....  | 135              | 56             | 20             | 7              | —              | 22                | 7                  | 79             | —              | 17             | 18             | 33                | 11      |
| 10 to 49 .....  | 248              | 134            | 16             | 38             | 28             | 35                | 17                 | 114            | 7              | 15             | 16             | 63                | 13      |
| 50 or more .....  | 72               | 44             | —              | 22             | 17             | 5                 | —                  | 28             | —              | 5              | —              | 5                 | 18      |
| Mobile home or trailer, etc. ....   | —                | —              | —              | —              | —              | —                 | —                  | —              | —              | —              | —              | —                 | —       |
| <b>HOUSEHOLD INCOME IN 1979</b>   |                  |                |                |                |                |                   |                    |                |                |                |                |                   |         |
| Less than \$5,000 .....   | 235              | 64             | 13             | 11             | 6              | 5                 | 29                 | 171            | 7              | 13             | 33             | 59                | 59      |
| \$5,000 to \$9,999 .....  | 280              | 128            | 18             | 35             | 29             | 40                | 6                  | 152            | 6              | 18             | 26             | 90                | 12      |
| \$10,000 to \$12,499 .....  | 122              | 86             | 6              | 6              | 34             | 33                | 7                  | 36             | 7              | 7              | —              | 22                | —       |
| \$12,500 to \$14,999 .....  | 80               | 67             | 18             | 25             | 5              | 19                | —                  | 13             | —              | —              | —              | 13                | —       |
| \$15,000 to \$19,999 .....  | 110              | 103            | —              | 44             | 36             | 13                | 10                 | 7              | —              | 7              | —              | —                 | —       |
| \$20,000 to \$24,999 .....  | 14               | 5              | —              | —              | 5              | —                 | —                  | 9              | —              | 9              | —              | —                 | —       |
| \$25,000 to \$34,999 .....  | 26               | 21             | —              | —              | 9              | 6                 | 6                  | 5              | —              | 5              | —              | —                 | —       |
| \$35,000 to \$49,999 .....  | 4                | 4              | —              | 4              | —              | —                 | —                  | —              | —              | —              | —              | —                 | —       |
| \$50,000 or more .....  | —                | —              | —              | —              | —              | —                 | —                  | —              | —              | —              | —              | —                 | —       |
| Median .....  | \$8 528          | \$11 366       | \$7 014        | \$13 550       | \$11 985       | \$10 985          | \$5 000            | \$5 759        | \$8 750        | \$9 792        | \$4 602        | \$6 331           | \$3 494 |
| Mean .....  | \$9 264          | \$11 672       | \$8 234        | \$12 754       | \$13 309       | \$11 767          | \$8 907            | \$6 336        | \$7 045        | \$12 502       | \$5 041        | \$6 034           | \$2 869 |
| <b>GROSS RENT</b>   |                  |                |                |                |                |                   |                    |                |                |                |                |                   |         |
| <b>Specified renter-occupied housing units</b> .....                                | 866              | 478            | 55             | 125            | 124            | 116               | 58                 | 388            | 20             | 59             | 54             | 184               | 71      |
| Less than \$100 .....   | 25               | 9              | —              | —              | —              | 9                 | —                  | 16             | —              | —              | —              | —                 | 16      |
| \$100 to \$149 .....  | 71               | 43             | 10             | 6              | 6              | 10                | 11                 | 28             | —              | —              | 18             | 10                | —       |
| \$150 to \$199 .....  | 269              | 152            | 35             | 7              | 68             | 36                | 6                  | 117            | 7              | 14             | 7              | 58                | 31      |
| \$200 to \$249 .....  | 252              | 120            | 10             | 41             | 17             | 25                | 27                 | 132            | 13             | 12             | 19             | 75                | 13      |
| \$250 to \$299 .....  | 177              | 102            | —              | 51             | 15             | 29                | 7                  | 75             | —              | 27             | 3              | 34                | 11      |
| \$300 to \$349 .....  | 53               | 33             | —              | 20             | 6              | 7                 | —                  | 20             | —              | 6              | 7              | 7                 | —       |
| \$350 to \$399 .....  | 6                | 6              | —              | —              | 6              | —                 | —                  | —              | —              | —              | —              | —                 | —       |
| \$400 to \$499 .....  | —                | —              | —              | —              | —              | —                 | —                  | —              | —              | —              | —              | —                 | —       |
| \$500 or more .....   | —                | —              | —              | —              | —              | —                 | —                  | —              | —              | —              | —              | —                 | —       |
| No cash rent .....  | 13               | 13             | —              | —              | 6              | —                 | 7                  | —              | —              | —              | —              | —                 | —       |
| Median .....  | \$210            | \$209          | \$169          | \$255          | \$189          | \$205             | \$213              | \$212          | \$206          | \$255          | \$205          | \$215             | \$179   |
| <b>SELECTED CHARACTERISTICS</b>   |                  |                |                |                |                |                   |                    |                |                |                |                |                   |         |
| Median gross rent as percentage of household income in 1979 .....                   | 28.8             | 22.9           | 28.5           | 25.5           | 20.9           | 22.8              | 32.1               | 43.6           | 27.5           | 35.9           | 50+            | 37.9              | 50+     |
| Income in 1979 below poverty level .....  | 189              | 48             | 8              | 11             | 6              | 5                 | 18                 | 141            | 7              | 7              | 26             | 47                | 54      |
| Percent below poverty level .....   | 21.7             | 10.0           | 14.5           | 8.8            | 4.8            | 4.3               | 31.0               | 35.9           | 35.0           | 11.9           | 44.1           | 25.5              | 76.1    |



Table D - 1. Value of Owner-Occupied Housing Units: 1980

[Oto ore estimates based on a sample, see Introduction. For meaning of symbols, see Introduction. For definitions of terms, see appendixes A and B]

| Irvington town  | Total           | Less than | \$10,000        | \$20,000        | \$30,000        | \$40,000        | \$50,000        | \$60,000        | \$80,000    | \$100,000    | \$150,000 | Median        | Mean          |
|---|-----------------|-----------|-----------------|-----------------|-----------------|-----------------|-----------------|-----------------|-------------|--------------|-----------|---------------|---------------|
|   |                 | \$10,000  | to \$19,999     | to \$29,999     | to \$39,999     | to \$49,999     | to \$59,999     | to \$79,999     | to \$99,999 | to \$149,999 | or more   | (dollars)     | (dollars)     |
| <b>Specified owner-occupied housing units</b>   | <b>3 282</b>    | —         | <b>132</b>      | <b>642</b>      | <b>1 345</b>    | <b>823</b>      | <b>242</b>      | <b>98</b>       | —           | —            | —         | <b>36 700</b> | <b>37 000</b> |
| <b>HOUSEHOLD TYPE AND AGE OF HOUSEHOLDER</b>  |                 |           |                 |                 |                 |                 |                 |                 |             |              |           |               |               |
| <b>Married-couple families</b>  | <b>2 289</b>    | —         | <b>59</b>       | <b>372</b>      | <b>930</b>      | <b>675</b>      | <b>183</b>      | <b>70</b>       | —           | —            | —         | <b>38 000</b> | <b>38 300</b> |
| 15 to 24 years  | 14              | —         | —               | —               | 9               | 5               | —               | —               | —           | —            | —         | 33 900        | 36 100        |
| 25 to 34 years  | 459             | —         | —               | 26              | 197             | 195             | 32              | 9               | —           | —            | —         | 40 200        | 39 900        |
| 35 to 44 years  | 527             | —         | 10              | 68              | 220             | 165             | 46              | 18              | —           | —            | —         | 38 900        | 39 500        |
| 45 to 64 years  | 981             | —         | 42              | 194             | 391             | 278             | 62              | 14              | —           | —            | —         | 37 000        | 36 800        |
| 65 years and over   | 308             | —         | 7               | 84              | 113             | 32              | 43              | 29              | —           | —            | —         | 36 000        | 38 400        |
| <b>Male householder, no wife present</b>  | <b>241</b>      | —         | <b>4</b>        | <b>46</b>       | <b>133</b>      | <b>32</b>       | <b>21</b>       | <b>5</b>        | —           | —            | —         | <b>36 100</b> | <b>36 600</b> |
| 15 to 24 years  | 6               | —         | —               | —               | 6               | —               | —               | —               | —           | —            | —         | 37 500        | 37 500        |
| 25 to 34 years  | 44              | —         | —               | 6               | 26              | 5               | 7               | —               | —           | —            | —         | 37 400        | 38 700        |
| 35 to 44 years  | 39              | —         | —               | 15              | 10              | 6               | 8               | —               | —           | —            | —         | 32 300        | 36 200        |
| 45 to 64 years  | 62              | —         | 4               | 14              | 25              | 8               | 6               | 5               | —           | —            | —         | 35 400        | 36 900        |
| 65 years and over   | 90              | —         | —               | 11              | 66              | 13              | —               | —               | —           | —            | —         | 36 200        | 35 500        |
| <b>Female householder, no husband present</b>   | <b>752</b>      | —         | <b>69</b>       | <b>224</b>      | <b>282</b>      | <b>116</b>      | <b>38</b>       | <b>23</b>       | —           | —            | —         | <b>32 300</b> | <b>33 200</b> |
| 15 to 24 years  | 7               | —         | —               | —               | —               | —               | —               | 7               | —           | —            | —         | 62 500        | 62 500        |
| 25 to 34 years  | 40              | —         | —               | 16              | 20              | —               | 4               | —               | —           | —            | —         | 31 000        | 30 700        |
| 35 to 44 years  | 145             | —         | 10              | 31              | 69              | 23              | 9               | 3               | —           | —            | —         | 32 600        | 33 500        |
| 45 to 64 years  | 242             | —         | 4               | 82              | 72              | 67              | 17              | —               | —           | —            | —         | 36 100        | 35 000        |
| 65 years and over   | 318             | —         | 55              | 95              | 121             | 26              | 8               | 13              | —           | —            | —         | 30 600        | 31 300        |
| <b>Median age</b>   | <b>52.0</b>     | —         | <b>64.4</b>     | <b>57.5</b>     | <b>52.0</b>     | <b>45.7</b>     | <b>51.5</b>     | <b>49.3</b>     | —           | —            | —         | ...           | ...           |
| <b>YEAR HOUSEHOLDER MOVED INTO UNIT</b>   |                 |           |                 |                 |                 |                 |                 |                 |             |              |           |               |               |
| 1979 to March 1980  | 437             | —         | —               | 11              | 178             | 222             | 17              | 9               | —           | —            | —         | 41 000        | 40 700        |
| 1975 to 1978  | 811             | —         | 28              | 152             | 351             | 201             | 59              | 20              | —           | —            | —         | 36 600        | 37 000        |
| 1970 to 1974  | 494             | —         | —               | 111             | 233             | 101             | 35              | 14              | —           | —            | —         | 36 600        | 37 100        |
| 1960 to 1969  | 666             | —         | 38              | 137             | 248             | 168             | 37              | 38              | —           | —            | —         | 36 700        | 37 000        |
| 1959 or earlier   | 874             | —         | 66              | 231             | 335             | 131             | 94              | 17              | —           | —            | —         | 34 200        | 35 100        |
| <b>ROOMS</b>  |                 |           |                 |                 |                 |                 |                 |                 |             |              |           |               |               |
| 1 to 3 rooms  | 17              | —         | —               | 6               | —               | 6               | 5               | —               | —           | —            | —         | 42 100        | 40 600        |
| 4 rooms   | 95              | —         | 18              | 66              | 4               | 7               | —               | —               | —           | —            | —         | 25 900        | 25 100        |
| 5 rooms   | 330             | —         | 31              | 49              | 191             | 32              | 27              | —               | —           | —            | —         | 34 900        | 34 300        |
| 6 rooms   | 1 590           | —         | 73              | 307             | 640             | 440             | 86              | 44              | —           | —            | —         | 36 400        | 36 600        |
| 7 rooms   | 862             | —         | 10              | 148             | 358             | 241             | 66              | 39              | —           | —            | —         | 37 700        | 38 500        |
| 8 or more rooms   | 388             | —         | —               | 66              | 152             | 97              | 58              | 15              | —           | —            | —         | 38 800        | 40 100        |
| <b>Median</b>   | <b>6.3</b>      | —         | <b>5.7</b>      | <b>6.2</b>      | <b>6.2</b>      | <b>6.3</b>      | <b>6.5</b>      | <b>6.6</b>      | —           | —            | —         | ...           | ...           |
| <b>BEDROOMS</b>   |                 |           |                 |                 |                 |                 |                 |                 |             |              |           |               |               |
| None  | —               | —         | —               | —               | —               | —               | —               | —               | —           | —            | —         | —             | —             |
| 1   | 30              | —         | 6               | 13              | —               | 6               | 5               | —               | —           | —            | —         | 29 200        | 33 000        |
| 2   | 594             | —         | 48              | 150             | 260             | 96              | 35              | 5               | —           | —            | —         | 33 500        | 33 600        |
| 3   | 2 072           | —         | 78              | 344             | 872             | 578             | 145             | 55              | —           | —            | —         | 37 100        | 37 300        |
| 4   | 489             | —         | —               | 122             | 188             | 124             | 45              | 10              | —           | —            | —         | 37 600        | 38 200        |
| 5 or more   | 97              | —         | —               | 13              | 25              | 19              | 12              | 28              | —           | —            | —         | 43 500        | 46 700        |
| <b>YEAR STRUCTURE BUILT</b>   |                 |           |                 |                 |                 |                 |                 |                 |             |              |           |               |               |
| 1975 to March 1980  | 12              | —         | —               | —               | 6               | 6               | —               | —               | —           | —            | —         | 37 500        | 37 500        |
| 1970 to 1974  | —               | —         | —               | —               | —               | —               | —               | —               | —           | —            | —         | —             | —             |
| 1960 to 1969  | 139             | —         | 11              | 22              | 67              | 20              | 4               | 15              | —           | —            | —         | 35 400        | 37 100        |
| 1950 to 1959  | 400             | —         | —               | 45              | 160             | 116             | 52              | 27              | —           | —            | —         | 39 800        | 41 200        |
| 1940 to 1949  | 614             | —         | 4               | 124             | 247             | 161             | 71              | 7               | —           | —            | —         | 37 400        | 37 600        |
| 1939 or earlier   | 2 117           | —         | 117             | 451             | 865             | 520             | 115             | 49              | —           | —            | —         | 35 700        | 36 000        |
| <b>HOUSEHOLD INCOME IN 1979</b>   |                 |           |                 |                 |                 |                 |                 |                 |             |              |           |               |               |
| Less than \$5,000   | 219             | —         | 29              | 60              | 85              | 27              | 10              | 8               | —           | —            | —         | 32 100        | 32 800        |
| \$5,000 to \$9,999  | 232             | —         | 18              | 66              | 74              | 36              | 30              | 8               | —           | —            | —         | 34 000        | 36 000        |
| \$10,000 to \$14,999  | 205             | —         | —               | 49              | 70              | 64              | 22              | —               | —           | —            | —         | 37 600        | 37 400        |
| \$12,500 to \$14,999  | 267             | —         | 24              | 43              | 139             | 39              | 6               | 16              | —           | —            | —         | 34 100        | 35 300        |
| \$15,000 to \$19,999  | 501             | —         | 23              | 108             | 211             | 111             | 43              | 5               | —           | —            | —         | 36 600        | 36 300        |
| \$20,000 to \$24,999  | 461             | —         | 10              | 85              | 184             | 151             | 13              | 18              | —           | —            | —         | 37 600        | 37 000        |
| \$25,000 to \$34,999  | 832             | —         | 28              | 138             | 331             | 246             | 81              | 8               | —           | —            | —         | 37 900        | 37 800        |
| \$35,000 to \$49,999  | 428             | —         | —               | 67              | 189             | 123             | 30              | 19              | —           | —            | —         | 37 300        | 38 600        |
| \$50,000 or more  | 137             | —         | —               | 26              | 62              | 26              | 7               | 16              | —           | —            | —         | 37 900        | 40 500        |
| <b>Median</b>   | <b>\$21 944</b> | —         | <b>\$14 479</b> | <b>\$19 734</b> | <b>\$22 361</b> | <b>\$24 355</b> | <b>\$23 125</b> | <b>\$22 500</b> | —           | —            | —         | ...           | ...           |
| <b>Mean</b>   | <b>\$23 604</b> | —         | <b>\$14 835</b> | <b>\$21 360</b> | <b>\$24 202</b> | <b>\$24 593</b> | <b>\$23 897</b> | <b>\$32 870</b> | —           | —            | —         | ...           | ...           |
| <b>MORTGAGE STATUS AND SELECTED MONTHLY OWNER COSTS AS PERCENTAGE OF HOUSEHOLD INCOME IN 1979</b> |                 |           |                 |                 |                 |                 |                 |                 |             |              |           |               |               |
| <b>With a mortgage</b>  | <b>2 055</b>    | —         | <b>44</b>       | <b>301</b>      | <b>889</b>      | <b>627</b>      | <b>136</b>      | <b>58</b>       | —           | —            | —         | <b>37 800</b> | <b>38 100</b> |
| Less than 15 percent  | 318             | —         | 16              | 58              | 159             | 56              | 23              | 6               | —           | —            | —         | 35 600        | 36 100        |
| 15 to 19 percent  | 409             | —         | 4               | 56              | 142             | 171             | 28              | 8               | —           | —            | —         | 40 100        | 39 300        |
| 20 to 24 percent  | 293             | —         | 4               | 25              | 124             | 99              | 32              | 9               | —           | —            | —         | 39 500        | 40 300        |
| 25 to 29 percent  | 305             | —         | 10              | 48              | 140             | 70              | 21              | 16              | —           | —            | —         | 37 500        | 38 100        |
| 30 to 34 percent  | 222             | —         | 10              | 26              | 117             | 62              | —               | 7               | —           | —            | —         | 36 000        | 36 000        |
| 35 percent or more  | 485             | —         | —               | 88              | 184             | 169             | 32              | 12              | —           | —            | —         | 38 200        | 38 400        |
| Not computed  | 23              | —         | —               | —               | 23              | —               | —               | —               | —           | —            | —         | 32 500        | 32 500        |
| <b>Median</b>   | <b>24.9</b>     | —         | <b>22.5</b>     | <b>26.2</b>     | <b>25.3</b>     | <b>24.4</b>     | <b>22.7</b>     | <b>26.9</b>     | —           | —            | —         | ...           | ...           |
| <b>Not mortgaged</b>  | <b>1 227</b>    | —         | <b>88</b>       | <b>341</b>      | <b>456</b>      | <b>196</b>      | <b>106</b>      | <b>40</b>       | —           | —            | —         | <b>34 400</b> | <b>35 000</b> |
| Less than 10 percent  | 286             | —         | —               | 96              | 128             | 35              | 17              | 10              | —           | —            | —         | 33 200        | 35 000        |
| 10 to 14 percent  | 299             | —         | 33              | 84              | 102             | 69              | 11              | —               | —           | —            | —         | 33 500        | 33 200        |
| 15 to 19 percent  | 158             | —         | 8               | 36              | 53              | 41              | 15              | 5               | —           | —            | —         | 37 800        | 36 500        |
| 20 to 24 percent  | 49              | —         | —               | 8               | 28              | 7               | —               | 6               | —           | —            | —         | 37 100        | 38 200        |
| 25 to 29 percent  | 132             | —         | —               | 61              | 40              | 6               | 25              | —               | —           | —            | —         | 31 000        | 34 700        |
| 30 to 34 percent  | 61              | —         | 16              | 17              | 6               | 9               | 8               | 5               | —           | —            | —         | 22 100        | 33 400        |
| 35 percent or more  | 222             | —         | 31              | 32              | 92              | 29              | 24              | 14              | —           | —            | —         | 36 100        | 36 200        |
| Not computed  | 20              | —         | —               | 7               | 7               | —               | 6               | —               | —           | —            | —         | 32 100        | 37 200        |
| <b>Median</b>   | <b>15.6</b>     | —         | <b>30.9</b>     | <b>14.2</b>     | <b>14.7</b>     | <b>14.6</b>     | <b>26.4</b>     | <b>24.2</b>     | —           | —            | —         | ...           | ...           |
| <b>SELECTED CHARACTERISTICS</b>   |                 |           |                 |                 |                 |                 |                 |                 |             |              |           |               |               |
| <b>Complete plumbing for exclusive use</b>  | <b>3 282</b>    | —         | <b>132</b>      | <b>642</b>      | <b>1 345</b>    | <b>823</b>      | <b>242</b>      | <b>98</b>       | —           | —            | —         | <b>36 700</b> | <b>37 000</b> |
| 1.01 or more persons per room   | 89              | —         | —               | 35              | 16              | 21              | 17              | —               | —           | —            | —         | 35 400        | 36 500        |
| <b>Lacking complete plumbing for exclusive use</b>  | <b>—</b>        | —         | <b>—</b>        | <b>—</b>        | <b>—</b>        | <b>—</b>        | <b>—</b>        | <b>—</b>        | —           | —            | —         | —             | —             |
| 1.01 or more persons per room   | —               | —         | —               | —               | —               | —               | —               | —               | —           | —            | —         | —             | —             |
| <b>Heating equipment</b>  | <b>3 279</b>    | —         | <b>132</b>      | <b>642</b>      | <b>1 342</b>    | <b>823</b>      | <b>242</b>      | <b>98</b>       | —           | —            | —         | <b>36 600</b> | <b>37 000</b> |
| Central heating system  | 3 028           | —         | 111             | 597             | 1 230           | 767             | 230             | 93              | —           | —            | —         | 36 700        | 37 200        |
| <b>Air conditioning</b>   | <b>2 241</b>    | —         | <b>56</b>       | <b>384</b>      | <b>996</b>      | <b>528</b>      | <b>196</b>      | <b>81</b>       | —           | —            | —         | <b>37 100</b> | <b>37 900</b> |
| Central system  | 97              | —         | —               | 31              | 32              | 15              | 19              | —               | —           | —            | —         | 35 500        | 37 100        |
| <b>Income in 1979 below poverty level</b>   | <b>144</b>      | —         | <b>14</b>       | <b>37</b>       | <b>50</b>       | <b>21</b>       | <b>14</b>       | <b>8</b>        | —           | —            | —         |               |               |

Table D—2. Gross Rent of Renter-Occupied Housing Units: 1980

[Data are estimates based on a sample, see Introduction. For meaning of symbols, see Introduction. For definitions of terms, see appendixes A and B.]

| Irvington town  | Total  | Less than \$100 | \$100 to \$149 | \$150 to \$199 | \$200 to \$249 | \$250 to \$299 | \$300 to \$349 | \$350 to \$399 | \$400 to \$499 | \$500 or more | No cash rent | Median (dollars) |
|---|--------|-----------------|----------------|----------------|----------------|----------------|----------------|----------------|----------------|---------------|--------------|------------------|
| <b>Specified renter-occupied housing units</b>                            | 17 111 | 505             | 466            | 1 903          | 4 360          | 4 590          | 2 814          | 1 333          | 828            | 98            | 214          | 263              |
| <b>HOUSEHOLD TYPE AND AGE OF HOUSEHOLDER</b>                              |        |                 |                |                |                |                |                |                |                |               |              |                  |
| <b>Married-couple families</b>  | 5 679  | 14              | 165            | 305            | 1 289          | 1 626          | 1 140          | 652            | 345            | 57            | 86           | 282              |
| 15 to 24 years  | 394    | —               | 7              | 21             | 112            | 154            | 59             | 25             | 16             | —             | —            | 266              |
| 25 to 34 years  | 1 687  | —               | 24             | 96             | 391            | 372            | 416            | 254            | 97             | 21            | 16           | 293              |
| 35 to 44 years  | 893    | —               | 7              | 36             | 139            | 314            | 189            | 99             | 87             | 13            | 9            | 293              |
| 45 to 64 years  | 1 575  | —               | 17             | 70             | 309            | 465            | 324            | 216            | 111            | 23            | 40           | 290              |
| 65 years and over   | 1 130  | 14              | 110            | 82             | 338            | 321            | 152            | 58             | 34             | —             | 21           | 252              |
| <b>Male householder, no wife present</b>                                  | 3 795  | 43              | 83             | 712            | 1 065          | 988            | 495            | 174            | 155            | 5             | 75           | 248              |
| 15 to 24 years  | 528    | 7               | 12             | 93             | 147            | 150            | 80             | 17             | 13             | —             | 9            | 250              |
| 25 to 34 years  | 1 110  | —               | —              | 116            | 351            | 316            | 153            | 90             | 57             | 5             | 22           | 261              |
| 35 to 44 years  | 587    | —               | 7              | 130            | 127            | 146            | 88             | 28             | 61             | —             | —            | 259              |
| 45 to 64 years  | 869    | —               | 44             | 199            | 252            | 242            | 71             | 27             | 15             | —             | 19           | 233              |
| 65 years and over   | 701    | 36              | 20             | 174            | 188            | 134            | 103            | 12             | 9              | —             | 25           | 231              |
| <b>Female householder, no husband present</b>                             | 7 637  | 448             | 218            | 886            | 2 006          | 1 976          | 1 179          | 507            | 328            | 36            | 53           | 256              |
| 15 to 24 years  | 638    | 7               | 10             | 83             | 211            | 159            | 99             | 31             | 31             | —             | 7            | 252              |
| 25 to 34 years  | 1 873  | 7               | 8              | 136            | 421            | 610            | 392            | 192            | 72             | 28            | 7            | 282              |
| 35 to 44 years  | 993    | 13              | 7              | 76             | 155            | 340            | 191            | 112            | 91             | 8             | —            | 286              |
| 45 to 64 years  | 1 820  | 33              | 34             | 256            | 493            | 497            | 254            | 142            | 101            | —             | 10           | 258              |
| 65 years and over   | 2 313  | 388             | 159            | 335            | 726            | 726            | 243            | 30             | 33             | —             | 29           | 215              |
| Median age  | 44.2   | 78.9            | 70.9           | 52.4           | 48.1           | 40.3           | 38.5           | 36.9           | 40.2           | 33.8          | 56.8         | ...              |
| <b>YEAR HOUSEHOLDER MOVED INTO UNIT</b>                                   |        |                 |                |                |                |                |                |                |                |               |              |                  |
| 1979 to March 1980  | 4 209  | 32              | 52             | 434            | 979            | 1 061          | 815            | 463            | 305            | 25            | 43           | 277              |
| 1975 to 1978  | 6 178  | 139             | 134            | 532            | 1 428          | 1 926          | 1 083          | 519            | 325            | 44            | 48           | 273              |
| 1970 to 1974  | 2 784  | 107             | 106            | 292            | 725            | 756            | 447            | 182            | 135            | 16            | 18           | 260              |
| 1960 to 1969  | 2 647  | 212             | 122            | 421            | 693            | 603            | 357            | 140            | 55             | 6             | 38           | 238              |
| 1959 or earlier   | 1 293  | 15              | 52             | 224            | 535            | 244            | 112            | 29             | 8              | 7             | 67           | 229              |
| <b>ROOMS</b>  |        |                 |                |                |                |                |                |                |                |               |              |                  |
| 1 room  | 1 528  | 277             | 36             | 596            | 357            | 190            | 55             | 8              | —              | —             | 9            | 185              |
| 2 rooms   | 1 151  | 51              | 103            | 301            | 380            | 182            | 63             | 52             | 7              | —             | 12           | 214              |
| 3 rooms   | 5 333  | 118             | 212            | 534            | 2 076          | 1 518          | 587            | 193            | 61             | 7             | 27           | 244              |
| 4 rooms   | 4 274  | 46              | 89             | 244            | 882            | 1 376          | 926            | 399            | 255            | 20            | 37           | 281              |
| 5 rooms   | 3 559  | 13              | 26             | 190            | 547            | 1 089          | 835            | 485            | 299            | 17            | 58           | 295              |
| 6 rooms   | 1 080  | —               | —              | 32             | 107            | 216            | 314            | 158            | 175            | 49            | 29           | 327              |
| 7 or more rooms   | 186    | —               | —              | 6              | 11             | 19             | 34             | 38             | 31             | 5             | 42           | 353              |
| Median  | 3.6    | 1.4             | 2.9            | 2.6            | 3.2            | 3.8            | 4.3            | 4.5            | 4.8            | 5.6           | 4.9          | ...              |
| <b>PLUMBING FACILITIES BY PERSONS PER ROOM AND POVERTY STATUS IN 1979</b> |        |                 |                |                |                |                |                |                |                |               |              |                  |
| <b>All income levels in 1979</b>  | 17 111 | 505             | 466            | 1 903          | 4 360          | 4 590          | 2 814          | 1 333          | 828            | 98            | 214          | 263              |
| Complete plumbing for exclusive use                                       | 16 534 | 477             | 420            | 1 847          | 4 215          | 4 489          | 2 721          | 1 278          | 791            | 98            | 198          | 263              |
| 0.50 or less  | 8 279  | 193             | 249            | 911            | 2 329          | 2 288          | 1 233          | 498            | 406            | 41            | 131          | 258              |
| 0.51 to 1.00  | 7 368  | 284             | 167            | 839            | 1 670          | 1 941          | 1 320          | 666            | 385            | 48            | 48           | 269              |
| 1.01 to 1.50  | 617    | —               | 4              | 30             | 118            | 133            | 96             | —              | —              | 9             | 19           | 286              |
| 1.51 or more  | 270    | —               | —              | 67             | 98             | 52             | 35             | —              | —              | —             | —            | 236              |
| Locking complete plumbing for exclusive use                               | 577    | 28              | 46             | 56             | 145            | 101            | 93             | 55             | 37             | —             | 16           | 253              |
| 0.50 or less  | 275    | 15              | 19             | 35             | 98             | 33             | 31             | 13             | 15             | —             | 16           | 230              |
| 0.51 to 1.00  | 276    | 13              | 27             | 21             | 42             | 61             | 54             | 42             | 16             | —             | —            | 286              |
| 1.01 to 1.50  | 14     | —               | —              | —              | —              | —              | 8              | —              | 6              | —             | —            | 344              |
| 1.51 or more  | 12     | —               | —              | —              | 5              | 7              | —              | —              | —              | —             | —            | 279              |
| <b>Income in 1979 below poverty level</b>                                 | 3 282  | 254             | 131            | 355            | 709            | 774            | 483            | 323            | 163            | 20            | 70           | 262              |
| Complete plumbing for exclusive use                                       | 3 154  | 240             | 111            | 350            | 676            | 752            | 483            | 295            | 157            | 20            | 70           | 263              |
| 1.01 or more persons per room   | 285    | —               | —              | 25             | 71             | 95             | 60             | 34             | —              | —             | —            | 269              |
| Locking complete plumbing for exclusive use                               | 128    | 14              | 20             | 5              | 33             | 22             | —              | —              | 28             | 6             | —            | 238              |
| 1.01 or more persons per room   | 6      | —               | —              | —              | —              | —              | —              | —              | 6              | —             | —            | 450              |
| <b>BEDROOMS</b>   |        |                 |                |                |                |                |                |                |                |               |              |                  |
| None  | 1 604  | 277             | 36             | 610            | 393            | 216            | 55             | 8              | —              | —             | 9            | 187              |
| 1   | 7 192  | 169             | 345            | 946            | 2 629          | 1 949          | 705            | 276            | 121            | 13            | 39           | 241              |
| 2   | 5 948  | 46              | 72             | 255            | 1 108          | 1 800          | 1 469          | 645            | 442            | 18            | 93           | 291              |
| 3   | 2 096  | 13              | 13             | 86             | 218            | 588            | 508            | 351            | 215            | 62            | 42           | 311              |
| 4   | 247    | —               | —              | —              | 12             | 37             | 70             | 53             | 50             | 5             | 20           | 346              |
| 5 or more   | 24     | —               | —              | 6              | —              | —              | 7              | —              | —              | —             | 11           | 304              |
| <b>UNITS IN STRUCTURE</b>   |        |                 |                |                |                |                |                |                |                |               |              |                  |
| 1, detached or attached   | 224    | —               | —              | 20             | 15             | 34             | 43             | 7              | 31             | 31            | 43           | 325              |
| 2   | 3 325  | —               | 25             | 205            | 588            | 920            | 738            | 363            | 385            | 30            | 71           | 294              |
| 3 and 4   | 4 425  | 12              | 113            | 492            | 853            | 1 287          | 944            | 472            | 183            | 31            | 38           | 278              |
| 5 to 9  | 1 773  | —               | 79             | 153            | 418            | 582            | 302            | 164            | 44             | —             | 31           | 269              |
| 10 to 49  | 4 696  | 146             | 93             | 395            | 1 489          | 1 409          | 678            | 289            | 175            | —             | 22           | 257              |
| 50 or more  | 2 660  | 347             | 156            | 638            | 989            | 358            | 109            | 38             | 10             | 6             | 9            | 208              |
| Mobile home or trailer, etc.  | 8      | —               | —              | —              | 8              | —              | —              | —              | —              | —             | —            | 238              |
| <b>YEAR STRUCTURE BUILT</b>   |        |                 |                |                |                |                |                |                |                |               |              |                  |
| 1975 to March 1980  | 291    | 8               | 8              | 6              | 33             | 100            | 34             | 69             | 26             | —             | 7            | 295              |
| 1970 to 1974  | 606    | 16              | —              | 7              | 51             | 198            | 111            | 128            | 88             | —             | 7            | 312              |
| 1960 to 1969  | 3 242  | 362             | 96             | 174            | 498            | 784            | 709            | 365            | 194            | 26            | 34           | 283              |
| 1950 to 1959  | 3 619  | 47              | 104            | 433            | 1 023          | 1 055          | 523            | 261            | 125            | 13            | 35           | 259              |
| 1940 to 1949  | 3 276  | 22              | 62             | 385            | 853            | 804            | 735            | 247            | 118            | 19            | 31           | 268              |
| 1939 or earlier   | 6 077  | 50              | 196            | 898            | 1 902          | 1 649          | 702            | 263            | 277            | 40            | 100          | 249              |
| <b>STORIES IN STRUCTURE</b>   |        |                 |                |                |                |                |                |                |                |               |              |                  |
| 1 to 3  | 12 844 | 63              | 286            | 1 088          | 2 678          | 3 750          | 2 620          | 1 267          | 817            | 92            | 183          | 280              |
| 4 or more   | 4 267  | 442             | 180            | 815            | 1 682          | 840            | 194            | 66             | 11             | 6             | 31           | 221              |
| With elevator   | 3 270  | 435             | 142            | 664            | 1 289          | 522            | 144            | 52             | —              | 6             | 16           | 215              |
| <b>GROSS RENT AS PERCENTAGE OF HOUSEHOLD INCOME IN 1979</b>               |        |                 |                |                |                |                |                |                |                |               |              |                  |
| Less than 15 percent  | 3 109  | 28              | 122            | 502            | 928            | 879            | 420            | 174            | 49             | 7             | ...          | 249              |
| 15 to 19 percent  | 2 681  | 31              | 49             | 286            | 756            | 826            | 426            | 184            | 115            | 8             | ...          | 264              |
| 20 to 24 percent  | 2 283  | 201             | 58             | 247            | 560            | 536            | 384            | 179            | 108            | 10            | ...          | 257              |
| 25 to 29 percent  | 1 651  | 151             | 44             | 158            | 345            | 386            | 260            | 169            | 120            | 18            | ...          | 266              |
| 30 to 34 percent  | 1 030  | 24              | 44             | 41             | 227            | 358            | 184            | 89             | 51             | 12            | ...          | 273              |
| 35 to 49 percent  | 1 922  | 24              | 27             | 193            | 505            | 504            | 348            | 157            | 159            | 5             | ...          | 269              |
| 50 percent or more  | 3 795  | 38              | 69             | 442            | 926            | 1 042          | 693            | 328            | 219            | 38            | ...          | 272              |
| Not computed  | 640    | 8               | 53             | 34             | 113            | 59             | 99             | 53             | 7              | —             | 214          | 259              |
| Median  | 25.5   | 24.7            | 23.1           | 23.0           | 23.9           | 25.3           | 27.5           | 28.0           | 31.8           | 32.5          | ...          | ...              |
| <b>SELECTED CHARACTERISTICS</b>   |        |                 |                |                |                |                |                |                |                |               |              |                  |
| <b>Heating equipment</b>  | 17 044 | 505             | 466            | 1 891          | 4 356          | 4 569          | 2 794          | 1 328          | 828            | 98            | 209          | 263              |
| Central heating system  | 15 510 | 490             | 438            | 1 715          | 3 922          | 4 131          | 2 566          | 1 236          | 735            | 86            | 191          | 263              |
| <b>Air conditioning</b>   | 8 621  | 15              | 130            | 726            | 2 114          | 2 449          | 1 678          | 814            | 494            | 72            | 129          | 276              |
| Central system  | 833    | 7               | 11             | 44             | 108            | 261            | 175            | 102            | 113            | 6             | 6            | 297              |



Table D—3. Income and Poverty Status in 1979 of Owner-Occupied Housing Units: 1980

[Data are estimates based on a sample, see Introduction. For meaning of symbols, see Introduction. For definitions of terms, see appendixes A and B]

| Irvington town  | Household income in 1979 |                   |                    |                      |                      |                      |                      |                      |                  |                  |                | Income in 1979 below poverty level |       |
|---|--------------------------|-------------------|--------------------|----------------------|----------------------|----------------------|----------------------|----------------------|------------------|------------------|----------------|------------------------------------|-------|
|   | Total                    | Less than \$5,000 | \$5,000 to \$9,999 | \$10,000 to \$14,999 | \$15,000 to \$19,999 | \$20,000 to \$24,999 | \$25,000 to \$34,999 | \$35,000 to \$49,999 | \$50,000 or more | Median (dollars) | Mean (dollars) |                                    |       |
| Owner-occupied housing units  | 7 587                    | 595               | 718                | 526                  | 568                  | 1 160                | 1 153                | 1 763                | 850              | 254              | 20 823         | 22 105                             | 464   |
| <b>HOUSEHOLD TYPE AND AGE OF HOUSEHOLDER</b>  |                          |                   |                    |                      |                      |                      |                      |                      |                  |                  |                |                                    |       |
| Married-couple families   | 5 159                    | 141               | 314                | 303                  | 304                  | 806                  | 873                  | 1 534                | 679              | 205              | 23 859         | 24 908                             | 152   |
| 15 to 24 years  | 39                       | —                 | —                  | —                    | 9                    | 6                    | —                    | 19                   | —                | 5                | 28 092         | 26 318                             | —     |
| 25 to 34 years  | 891                      | 15                | 10                 | 24                   | 16                   | 178                  | 211                  | 329                  | 98               | 10               | 24 785         | 25 230                             | 15    |
| 35 to 44 years  | 1 104                    | 40                | 12                 | 53                   | 41                   | 211                  | 215                  | 349                  | 132              | 51               | 24 367         | 26 004                             | 47    |
| 45 to 64 years  | 2 313                    | 38                | 116                | 127                  | 156                  | 304                  | 351                  | 723                  | 381              | 117              | 25 704         | 26 525                             | 58    |
| 65 years and over   | 812                      | 48                | 176                | 99                   | 82                   | 107                  | 96                   | 114                  | 68               | 22               | 15 056         | 18 390                             | 32    |
| Male householder, no wife present   | 679                      | 90                | 55                 | 58                   | 55                   | 119                  | 115                  | 94                   | 67               | 26               | 18 661         | 20 362                             | 64    |
| 15 to 24 years  | 6                        | —                 | —                  | —                    | —                    | 6                    | —                    | —                    | —                | —                | 18 750         | 19 010                             | —     |
| 25 to 34 years  | 97                       | 13                | —                  | 15                   | 7                    | 11                   | 18                   | 12                   | 7                | 14               | 20 568         | 26 493                             | 13    |
| 35 to 44 years  | 153                      | 18                | —                  | 18                   | —                    | 35                   | 45                   | 23                   | 14               | —                | 20 372         | 19 458                             | 10    |
| 45 to 64 years  | 236                      | 8                 | 8                  | 7                    | 16                   | 45                   | 40                   | 23                   | 14               | 12               | 24 250         | 26 321                             | 8     |
| 65 years and over   | 187                      | 5                 | 47                 | 18                   | 32                   | 22                   | 12                   | 5                    | —                | 9                | 6 659          | 10 445                             | 33    |
| Female householder, no husband present  | 1 749                    | 364               | 349                | 165                  | 209                  | 235                  | 165                  | 135                  | 104              | 23               | 12 447         | 14 512                             | 248   |
| 15 to 24 years  | 14                       | —                 | —                  | —                    | —                    | —                    | —                    | —                    | —                | —                | 21 250         | 20 483                             | —     |
| 25 to 34 years  | 153                      | 25                | —                  | 22                   | 15                   | 43                   | 35                   | 13                   | —                | —                | 16 394         | 15 567                             | 33    |
| 35 to 44 years  | 288                      | 26                | 27                 | 43                   | 57                   | 101                  | 18                   | 7                    | 9                | —                | 14 605         | 14 512                             | 24    |
| 45 to 64 years  | 558                      | 74                | 61                 | 67                   | 89                   | 51                   | 75                   | 70                   | 53               | 18               | 14 663         | 18 580                             | 63    |
| 65 years and over   | 736                      | 239               | 254                | 33                   | 48                   | 40                   | 37                   | 45                   | 5                | 5                | 6 802          | 11 096                             | 128   |
| Median age  | 52.7                     | 67.5              | 71.4               | 53.9                 | 57.5                 | 44.7                 | 48.6                 | 48.5                 | 50.0             | 55.2             | ...            | ...                                | 60.7  |
| <b>YEAR HOUSEHOLDER MOVED INTO UNIT</b>   |                          |                   |                    |                      |                      |                      |                      |                      |                  |                  |                |                                    |       |
| 1979 to March 1980  | 938                      | 32                | 16                 | 56                   | 101                  | 187                  | 187                  | 227                  | 103              | 29               | 21 540         | 23 144                             | 42    |
| 1975 to 1978  | 1 737                    | 63                | 41                 | 95                   | 119                  | 344                  | 315                  | 544                  | 177              | 39               | 23 239         | 24 454                             | 57    |
| 1970 to 1974  | 1 444                    | 74                | 128                | 105                  | 45                   | 244                  | 263                  | 340                  | 176              | 69               | 22 351         | 23 807                             | 80    |
| 1960 to 1969  | 1 433                    | 164               | 166                | 97                   | 112                  | 178                  | 137                  | 326                  | 197              | 56               | 19 984         | 21 596                             | 109   |
| 1959 or earlier   | 2 035                    | 262               | 367                | 173                  | 191                  | 207                  | 251                  | 326                  | 197              | 61               | 15 578         | 18 770                             | 176   |
| <b>SELECTED CHARACTERISTICS</b>   |                          |                   |                    |                      |                      |                      |                      |                      |                  |                  |                |                                    |       |
| Complete plumbing for exclusive use   | 7 410                    | 590               | 705                | 526                  | 541                  | 1 123                | 1 125                | 1 696                | 850              | 254              | 20 815         | 22 117                             | 459   |
| 1.01 or more persons per room   | 346                      | 12                | 13                 | 11                   | 31                   | 57                   | 76                   | 58                   | 37               | —                | 23 125         | 27 370                             | 29    |
| Lacking complete plumbing for exclusive use   | 177                      | 5                 | 13                 | —                    | 27                   | 37                   | 28                   | 67                   | —                | —                | 21 250         | 21 588                             | 5     |
| 1.01 or more persons per room   | 21                       | —                 | —                  | —                    | —                    | 13                   | —                    | 8                    | —                | —                | 19 219         | 24 280                             | —     |
| Heating equipment   | 7 548                    | 580               | 718                | 526                  | 568                  | 1 148                | 1 146                | 1 758                | 850              | 254              | 20 855         | 22 147                             | 456   |
| Central heating system  | 6 999                    | 487               | 691                | 491                  | 523                  | 1 042                | 1 059                | 1 668                | 784              | 254              | 21 855         | 22 400                             | 395   |
| Air conditioning  | 4 993                    | 249               | 407                | 312                  | 365                  | 687                  | 814                  | 1 276                | 665              | 218              | 22 540         | 24 111                             | 192   |
| Central system  | 227                      | 21                | 12                 | 8                    | 7                    | 33                   | 12                   | 56                   | —                | 26               | 26 767         | 28 573                             | 21    |
| Vehicles available  | 6 513                    | 281               | 424                | 433                  | 460                  | 1 048                | 1 095                | 1 689                | 841              | 242              | 22 337         | 23 925                             | 282   |
| 1   | 3 273                    | 217               | 350                | 332                  | 332                  | 688                  | 552                  | 533                  | 218              | 191              | 27 273         | 28 787                             | 78    |
| 2 or more   | 3 240                    | 64                | 74                 | 101                  | 128                  | 360                  | 543                  | 1 156                | 623              | 51               | 17 431         | 19 112                             | 204   |
| House heating fuel  | 7 548                    | 580               | 718                | 526                  | 568                  | 1 148                | 1 146                | 1 758                | 850              | 254              | 20 855         | 22 147                             | 456   |
| Utility gas   | 3 311                    | 275               | 268                | 228                  | 287                  | 463                  | 510                  | 794                  | 355              | 13               | 21 168         | 22 366                             | 214   |
| Bottled, tank, or LP gas  | 84                       | 21                | —                  | 6                    | 18                   | —                    | —                    | —                    | —                | —                | 14 583         | 19 197                             | 21    |
| Electricity   | 117                      | 6                 | 9                  | 4                    | 14                   | 18                   | 31                   | 17                   | 10               | 10               | 22 344         | 28 845                             | 6     |
| Fuel oil, kerosene, etc.  | 3 994                    | 278               | 436                | 288                  | 249                  | 657                  | 603                  | 906                  | 464              | 113              | 20 603         | 21 807                             | 215   |
| Other   | 42                       | —                 | 5                  | —                    | —                    | 10                   | 13                   | 8                    | 6                | —                | 21 154         | 24 593                             | —     |
| Median rooms  | 5.7                      | 5.2               | 5.2                | 5.5                  | 5.5                  | 5.5                  | 5.9                  | 5.9                  | 6.0              | 6.2              | ...            | ...                                | 5.4   |
| Specified owner-occupied housing units  | 3 282                    | 219               | 232                | 205                  | 267                  | 501                  | 461                  | 832                  | 428              | 137              | 21 944         | 23 604                             | 144   |
| <b>MORTGAGE STATUS AND SELECTED MONTHLY OWNER COSTS</b>   |                          |                   |                    |                      |                      |                      |                      |                      |                  |                  |                |                                    |       |
| With a mortgage   | 2 055                    | 87                | 63                 | 103                  | 184                  | 361                  | 274                  | 642                  | 270              | 71               | 24 057         | 24 778                             | 74    |
| Less than \$200   | 20                       | 8                 | —                  | —                    | —                    | 6                    | 6                    | —                    | —                | —                | 15 833         | 12 282                             | —     |
| \$200 to \$249  | 63                       | —                 | —                  | —                    | —                    | 24                   | 6                    | 24                   | 9                | —                | 25 625         | 26 224                             | —     |
| \$250 to \$299  | 104                      | 15                | 20                 | —                    | 10                   | 19                   | 4                    | 32                   | 4                | —                | 17 500         | 17 687                             | —     |
| \$300 to \$349  | 188                      | 23                | 6                  | 20                   | 25                   | 19                   | 18                   | 50                   | 20               | 7                | 20 167         | 21 779                             | 23    |
| \$350 to \$399  | 355                      | 9                 | 6                  | 8                    | 47                   | 90                   | 51                   | 93                   | 28               | 23               | 20 669         | 25 055                             | 15    |
| \$400 to \$499  | 488                      | —                 | 25                 | 22                   | 48                   | 64                   | 58                   | 200                  | 57               | 14               | 25 964         | 25 852                             | —     |
| \$500 to \$599  | 544                      | 17                | 6                  | 49                   | 54                   | 111                  | 66                   | 141                  | 83               | 17               | 22 564         | 24 438                             | 17    |
| \$600 to \$749  | 261                      | 15                | —                  | 4                    | —                    | 28                   | 65                   | 84                   | 55               | 10               | 26 595         | 27 592                             | 19    |
| \$750 or more   | 32                       | —                 | —                  | —                    | —                    | —                    | —                    | 18                   | 14               | —                | 33 855         | 33 775                             | —     |
| Median  | \$463                    | \$345             | \$396              | \$503                | \$454                | \$443                | \$493                | \$461                | \$520            | \$453            | ...            | ...                                | \$397 |
| Not mortgaged   | 1 227                    | 132               | 169                | 102                  | 83                   | 140                  | 187                  | 190                  | 158              | 66               | 19 496         | 21 637                             | 70    |
| Less than \$50  | 6                        | —                 | —                  | —                    | —                    | —                    | —                    | 6                    | —                | —                | 21 250         | 20 005                             | —     |
| \$50 to \$74  | —                        | —                 | —                  | —                    | —                    | —                    | —                    | —                    | —                | —                | —              | —                                  | —     |
| \$75 to \$99  | 4                        | 4                 | —                  | —                    | —                    | —                    | —                    | —                    | —                | —                | 3 750          | 3 595                              | —     |
| \$100 to \$124  | 20                       | —                 | —                  | 7                    | —                    | 6                    | —                    | —                    | 7                | —                | 18 750         | 26 673                             | —     |
| \$125 to \$149  | 4                        | —                 | —                  | —                    | —                    | —                    | —                    | —                    | —                | —                | 52 076         | 50 220                             | —     |
| \$150 to \$199  | 233                      | 39                | 60                 | 8                    | 21                   | 47                   | 13                   | 8                    | 23               | 14               | 13 631         | 17 882                             | 21    |
| \$200 to \$249  | 432                      | 44                | 66                 | 23                   | 24                   | 40                   | 70                   | 97                   | 51               | 17               | 21 159         | 21 561                             | 21    |
| \$250 or more   | 528                      | 45                | 43                 | 64                   | 38                   | 47                   | 98                   | 85                   | 77               | 31               | 20 993         | 23 105                             | 28    |
| Median  | \$240                    | \$226             | \$219              | \$250+               | \$243                | \$221                | \$250+               | \$245                | \$248            | \$244            | ...            | ...                                | \$233 |
| <b>MORTGAGE STATUS AND SELECTED MONTHLY OWNER COSTS AS PERCENTAGE OF HOUSEHOLD INCOME IN 1979</b> |                          |                   |                    |                      |                      |                      |                      |                      |                  |                  |                |                                    |       |
| With a mortgage   | 2 055                    | 87                | 63                 | 103                  | 184                  | 361                  | 274                  | 642                  | 270              | 71               | 24 057         | 24 778                             | 74    |
| Less than 15 percent  | 318                      | —                 | —                  | —                    | —                    | —                    | 12                   | 125                  | 115              | 66               | 36 793         | 41 556                             | —     |
| 15 to 19 percent  | 409                      | —                 | —                  | —                    | —                    | 49                   | 30                   | 219                  | 106              | 5                | 29 812         | 30 415                             | —     |
| 20 to 24 percent  | 293                      | —                 | —                  | —                    | —                    | 36                   | 59                   | 163                  | 35               | —                | 27 182         | 27 071                             | —     |
| 25 to 29 percent  | 305                      | —                 | —                  | —                    | 28                   | 87                   | 88                   | 95                   | 7                | —                | 22 180         | 22 097                             | —     |
| 30 to 34 percent  | 222                      | —                 | —                  | —                    | 48                   | 88                   | 39                   | 40                   | 7                | —                | 18 355         | 20 148                             | —     |
| 35 percent or more  | 485                      | 64                | 63                 | 103                  | 108                  | 101                  | 46                   | —                    | —                | —                | 12 789         | 12 618                             | 51    |
| Not computed  | 23                       | 23                | —                  | —                    | —                    | —                    | —                    | —                    | —                | —                | 2500—          | —                                  | 23    |
| Median  | 24.9                     | 50+               | 49.4               | 50+                  | 38.0                 | 30.5                 | 27.0                 | 19.5                 | 15.9             | 10—              | ...            | ...                                | 50+   |
| Not mortgaged   | 1 227                    | 132               | 169                | 102                  | 83                   | 140                  | 187                  | 190                  | 158              | 66               | 19 496         | 21 637                             | 70    |
| Less than 10 percent  | 286                      | —                 | —                  | —                    | —                    | 14                   | 19                   | 51                   | 136              | 66               | 38 296         | 42 306                             | —     |
| 10 to 14 percent  | 299                      | —                 | —                  | 7                    | —                    | 34                   | 103                  | 133                  | 22               | —                | 25 148         | 25 172                             | 7     |
| 15 to 19 percent  | 158                      | —                 | —                  | 8                    | 37                   | 50                   | 57                   | 6                    | —                | —                | 18 571         | 17 980                             | —     |
| 20 to 24 percent  | 49                       | —                 | —                  | 7                    | 30                   | 12                   | —                    | —                    | —                | —                | 13 958         | 14 287                             | —     |
| 25 to 29 percent  | 132                      | —                 | 40                 | 49                   | 10                   | 25                   | 8                    | —                    | —                | —                | 11 327         | 12 089                             | —     |
| 30 to 34 percent  | 61                       | 4                 | 37                 | 15                   | —                    | 5                    | —                    | —                    | —                | —                | 9 153          | 8 795                              | —     |
| 35 percent or more  | 222                      | 108               | 92                 | 16                   | 6                    | —                    | —                    | —                    | —                | —                | 5 087          | 5 631                              | 43    |
| Not computed  | 20                       | 20                | —                  | —                    | —                    | —                    | —                    | —                    | —                | —                | 2500—          | —                                  | 20    |
| Median  | 15.6                     | 50+               | 40.3               | 28.0                 | 20.7                 | 17.2                 | 13.6                 | 11.7                 | 10—              | 10—              | ...            | ...                                | 50+   |

Table D—4. Income and Poverty Status in 1979 of Renter-Occupied Housing Units: 1980

[Ooro ore estimates based on o sample, see Introduction. For meaning of symbols, see Introduction. For definitions of terms, see appendixes A ond 8]

| Irvington town  | Household income in 1979 |                   |                    |                      |                      |                      |                      |                      |                      |                  |                  |                | Income in 1979 below poverty level |
|---|--------------------------|-------------------|--------------------|----------------------|----------------------|----------------------|----------------------|----------------------|----------------------|------------------|------------------|----------------|------------------------------------|
|   | Total                    | Less than \$5,000 | \$5,000 to \$9,999 | \$10,000 to \$12,499 | \$12,500 to \$14,999 | \$15,000 to \$19,999 | \$20,000 to \$24,999 | \$25,000 to \$34,999 | \$35,000 to \$49,999 | \$50,000 or more | Median (dollars) | Mean (dollars) |                                    |
| Renter-occupied housing units                               | 17 127                   | 3 787             | 3 331              | 1 841                | 1 542                | 2 575                | 1 680                | 1 751                | 479                  | 141              | 11 963           | 13 811         | 3 288                              |
| <b>HOUSEHOLD TYPE AND AGE OF HOUSEHOLDER</b>                |                          |                   |                    |                      |                      |                      |                      |                      |                      |                  |                  |                |                                    |
| Married-couple families                                     | 5 679                    | 491               | 827                | 493                  | 516                  | 1 018                | 838                  | 1 091                | 328                  | 77               | 17 706           | 18 593         | 484                                |
| 15 to 24 years  | 394                      | 31                | 75                 | 48                   | 47                   | 107                  | 49                   | 25                   | 12                   | —                | 14 787           | 15 215         | 35                                 |
| 25 to 34 years  | 1 687                    | 159               | 101                | 158                  | 128                  | 412                  | 281                  | 368                  | 63                   | 17               | 18 681           | 19 044         | 189                                |
| 35 to 44 years  | 893                      | 55                | 73                 | 66                   | 112                  | 186                  | 109                  | 222                  | 70                   | —                | 18 815           | 19 961         | 63                                 |
| 45 to 64 years  | 1 575                    | 76                | 139                | 108                  | 114                  | 202                  | 310                  | 408                  | 164                  | 54               | 22 134           | 22 852         | 90                                 |
| 65 years and over   | 1 130                    | 170               | 439                | 113                  | 115                  | 111                  | 89                   | 68                   | 19                   | 6                | 9 379            | 12 079         | 107                                |
| Male householder, no wife present                           | 3 795                    | 673               | 616                | 460                  | 316                  | 766                  | 436                  | 412                  | 84                   | 32               | 13 675           | 14 737         | 498                                |
| 15 to 24 years  | 528                      | 115               | 106                | 96                   | 49                   | 120                  | 20                   | 11                   | 11                   | —                | 11 120           | 11 471         | 101                                |
| 25 to 34 years  | 1 110                    | 141               | 126                | 166                  | 92                   | 284                  | 130                  | 144                  | 19                   | 8                | 15 475           | 15 858         | 125                                |
| 35 to 44 years  | 587                      | 65                | 51                 | 72                   | 45                   | 157                  | 68                   | 61                   | 49                   | 19               | 17 072           | 19 376         | 65                                 |
| 45 to 64 years  | 869                      | 123               | 83                 | 88                   | 63                   | 188                  | 181                  | 133                  | 5                    | 5                | 17 533           | 16 147         | 102                                |
| 65 years and over   | 701                      | 229               | 250                | 38                   | 67                   | 17                   | 37                   | 63                   | —                    | —                | 6 922            | 9 792          | 105                                |
| Female householder, no husband present                      | 7 653                    | 2 829             | 1 888              | 888                  | 710                  | 791                  | 406                  | 248                  | 67                   | 32               | 7 839            | 9 804          | 2 306                              |
| 15 to 24 years  | 638                      | 219               | 207                | 94                   | 26                   | 40                   | 20                   | 27                   | 5                    | —                | 7 193            | 8 789          | 230                                |
| 25 to 34 years  | 1 873                    | 530               | 369                | 320                  | 246                  | 222                  | 138                  | 32                   | 11                   | 5                | 10 293           | 10 332         | 652                                |
| 35 to 44 years  | 999                      | 232               | 225                | 113                  | 136                  | 195                  | 43                   | 55                   | —                    | —                | 10 940           | 11 201         | 335                                |
| 45 to 64 years  | 1 820                    | 309               | 485                | 244                  | 231                  | 241                  | 133                  | 116                  | 34                   | 27               | 11 189           | 13 165         | 372                                |
| 65 years and over   | 2 323                    | 1 333             | 602                | 117                  | 71                   | 93                   | 72                   | 18                   | 17                   | —                | 4 603            | 6 422          | 717                                |
| Median age  | 44.3                     | 58.9              | 55.9               | 36.2                 | 40.1                 | 36.7                 | 43.8                 | 42.1                 | 45.0                 | 48.7             | ...              | ...            | 40.5                               |
| <b>YEAR HOUSEHOLDER MOVED INTO UNIT</b>                     |                          |                   |                    |                      |                      |                      |                      |                      |                      |                  |                  |                |                                    |
| 1979 to March 1980  | 4 209                    | 884               | 792                | 576                  | 364                  | 684                  | 400                  | 403                  | 94                   | 12               | 11 860           | 13 420         | 885                                |
| 1975 to 1978  | 6 184                    | 1 205             | 1 118              | 701                  | 556                  | 1 017                | 665                  | 701                  | 158                  | 63               | 12 806           | 14 461         | 1 149                              |
| 1970 to 1974  | 2 784                    | 593               | 495                | 213                  | 343                  | 470                  | 278                  | 287                  | 82                   | 23               | 13 163           | 14 464         | 497                                |
| 1960 to 1969  | 2 647                    | 727               | 625                | 222                  | 204                  | 277                  | 195                  | 261                  | 100                  | 36               | 9 595            | 13 004         | 489                                |
| 1959 or earlier   | 1 303                    | 378               | 301                | 129                  | 75                   | 127                  | 142                  | 99                   | 45                   | 7                | 9 345            | 12 237         | 268                                |
| <b>PLUMBING FACILITIES BY PERSONS PER ROOM</b>              |                          |                   |                    |                      |                      |                      |                      |                      |                      |                  |                  |                |                                    |
| Complete plumbing for exclusive use                         | 16 550                   | 3 644             | 3 236              | 1 753                | 1 497                | 2 493                | 1 613                | 1 699                | 479                  | 136              | 11 989           | 13 852         | 3 160                              |
| 0.50 or less  | 8 285                    | 2 002             | 1 876              | 952                  | 826                  | 1 255                | 646                  | 586                  | 117                  | 25               | 10 695           | 12 084         | 1 365                              |
| 0.51 to 1.00  | 7 378                    | 1 474             | 1 238              | 753                  | 608                  | 1 068                | 852                  | 961                  | 330                  | 94               | 13 421           | 15 494         | 1 510                              |
| 1.01 to 1.50  | 617                      | 122               | 110                | 27                   | 57                   | 97                   | 74                   | 97                   | 27                   | 6                | 14 671           | 15 420         | 228                                |
| 1.51 or more  | 270                      | 46                | 12                 | 21                   | 6                    | 73                   | 41                   | 55                   | 5                    | 11               | 18 487           | 19 661         | 57                                 |
| Lacking complete plumbing for exclusive use                 | 577                      | 143               | 95                 | 88                   | 45                   | 82                   | 67                   | 52                   | —                    | 5                | 11 435           | 12 635         | 128                                |
| 0.50 or less  | 275                      | 63                | 56                 | 44                   | 24                   | 25                   | 36                   | 27                   | —                    | —                | 11 051           | 11 891         | 50                                 |
| 0.51 to 1.00  | 276                      | 80                | 25                 | 44                   | 21                   | 50                   | 31                   | 25                   | —                    | —                | 11 875           | 12 349         | 72                                 |
| 1.01 to 1.50  | 14                       | —                 | 14                 | —                    | —                    | —                    | —                    | —                    | —                    | —                | 8 750            | 9 454          | 6                                  |
| 1.51 or more  | 12                       | —                 | —                  | —                    | —                    | 7                    | —                    | —                    | —                    | 5                | 17 143           | 39 964         | —                                  |
| <b>SELECTED CHARACTERISTICS</b>                             |                          |                   |                    |                      |                      |                      |                      |                      |                      |                  |                  |                |                                    |
| Heating equipment   | 17 060                   | 3 765             | 3 316              | 1 836                | 1 527                | 2 570                | 1 680                | 1 746                | 479                  | 141              | 11 973           | 13 826         | 3 262                              |
| Central heating system                                      | 15 520                   | 3 469             | 3 069              | 1 637                | 1 410                | 2 309                | 1 513                | 1 540                | 447                  | 126              | 11 866           | 13 720         | 2 972                              |
| Air conditioning  | 8 637                    | 1 366             | 1 587              | 836                  | 787                  | 1 381                | 1 044                | 1 218                | 317                  | 101              | 14 182           | 15 722         | 1 228                              |
| Central system  | 833                      | 184               | 134                | 78                   | 93                   | 144                  | 77                   | 88                   | 24                   | 11               | 13 051           | 14 223         | 179                                |
| Vehicles available  | 10 973                   | 1 133             | 1 522              | 1 291                | 1 128                | 2 181                | 1 487                | 1 639                | 459                  | 133              | 15 958           | 17 223         | 1 222                              |
| 1   | 8 161                    | 1 014             | 1 317              | 1 103                | 972                  | 1 688                | 968                  | 854                  | 193                  | 52               | 14 163           | 15 233         | 1 015                              |
| 2 or more   | 2 812                    | 119               | 205                | 188                  | 156                  | 493                  | 519                  | 785                  | 266                  | 81               | 22 112           | 22 998         | 207                                |
| House heating fuel  | 17 060                   | 3 765             | 3 316              | 1 836                | 1 527                | 2 570                | 1 680                | 1 746                | 479                  | 141              | 11 973           | 13 826         | 3 262                              |
| Utility gas   | 6 454                    | 1 329             | 1 256              | 675                  | 515                  | 1 076                | 608                  | 726                  | 224                  | 45               | 12 378           | 14 189         | 1 268                              |
| Bottled, tank, or LP gas                                    | 252                      | 53                | 74                 | 24                   | 26                   | 43                   | 7                    | 21                   | 4                    | —                | 9 953            | 11 921         | 51                                 |
| Electricity   | 701                      | 155               | 100                | 95                   | 108                  | 62                   | 64                   | 84                   | 33                   | —                | 12 512           | 13 862         | 161                                |
| Fuel oil, kerosene, etc.                                    | 9 530                    | 2 220             | 1 873              | 1 018                | 862                  | 1 373                | 970                  | 900                  | 218                  | 96               | 11 650           | 13 598         | 1 914                              |
| Other   | 123                      | 8                 | 13                 | 24                   | 16                   | 16                   | 31                   | 15                   | —                    | —                | 15 139           | 16 173         | 8                                  |
| Median rooms  | 3.6                      | 3.3               | 3.5                | 3.5                  | 3.5                  | 3.8                  | 3.8                  | 4.2                  | 4.5                  | 4.8              | ...              | ...            | 3.7                                |
| Specified renter-occupied housing units                     | 17 111                   | 3 787             | 3 325              | 1 841                | 1 542                | 2 575                | 1 680                | 1 741                | 479                  | 141              | 11 960           | 13 807         | 3 282                              |
| <b>CONTRACT RENT</b>  |                          |                   |                    |                      |                      |                      |                      |                      |                      |                  |                  |                |                                    |
| Less than \$100   | 652                      | 531               | 75                 | 15                   | 13                   | 10                   | —                    | 8                    | —                    | —                | 3 848            | 4 437          | 294                                |
| \$100 to \$149  | 1 112                    | 294               | 257                | 133                  | 71                   | 141                  | 112                  | 68                   | 28                   | 8                | 10 094           | 12 151         | 273                                |
| \$150 to \$199  | 4 027                    | 1 053             | 923                | 560                  | 402                  | 522                  | 277                  | 227                  | 29                   | 34               | 10 167           | 11 657         | 791                                |
| \$200 to \$249  | 5 863                    | 1 034             | 1 242              | 686                  | 595                  | 988                  | 504                  | 621                  | 173                  | 20               | 12 389           | 13 977         | 986                                |
| \$250 to \$299  | 3 961                    | 679               | 700                | 305                  | 310                  | 690                  | 521                  | 569                  | 157                  | 30               | 14 891           | 15 693         | 741                                |
| \$300 to \$349  | 940                      | 88                | 104                | 47                   | 95                   | 151                  | 206                  | 161                  | 56                   | 32               | 19 128           | 20 132         | 100                                |
| \$350 to \$399  | 285                      | 31                | 20                 | 41                   | 18                   | 59                   | 36                   | 51                   | 18                   | 11               | 17 992           | 20 002         | 27                                 |
| \$400 to \$499  | 57                       | —                 | —                  | 25                   | 8                    | 9                    | 7                    | —                    | 8                    | —                | 13 594           | 17 878         | —                                  |
| \$500 or more   | —                        | —                 | —                  | —                    | —                    | —                    | —                    | —                    | —                    | —                | —                | —              | —                                  |
| No cash rent  | 214                      | 77                | 4                  | 29                   | 30                   | 5                    | 17                   | 36                   | 10                   | 6                | 12 241           | 14 724         | 70                                 |
| Median  | \$220                    | \$199             | \$214              | \$214                | \$218                | \$229                | \$243                | \$243                | \$251                | \$259            | ...              | ...            | \$213                              |
| <b>GROSS RENT</b>   |                          |                   |                    |                      |                      |                      |                      |                      |                      |                  |                  |                |                                    |
| Less than \$100   | 505                      | 474               | 24                 | —                    | 7                    | —                    | —                    | —                    | —                    | —                | 3 656            | 3 566          | 254                                |
| \$100 to \$149  | 466                      | 185               | 130                | 74                   | 17                   | 15                   | 15                   | 8                    | 22                   | —                | 6 188            | 8 459          | 131                                |
| \$150 to \$199  | 1 903                    | 498               | 473                | 286                  | 190                  | 227                  | 102                  | 97                   | 8                    | 22               | 9 770            | 11 573         | 355                                |
| \$200 to \$249  | 4 360                    | 967               | 917                | 526                  | 457                  | 654                  | 434                  | 313                  | 70                   | 22               | 11 407           | 12 772         | 709                                |
| \$250 to \$299  | 4 590                    | 742               | 943                | 511                  | 407                  | 785                  | 464                  | 617                  | 105                  | 16               | 13 108           | 14 533         | 774                                |
| \$300 to \$349  | 2 814                    | 411               | 612                | 213                  | 256                  | 479                  | 358                  | 322                  | 127                  | 36               | 14 170           | 15 803         | 483                                |
| \$350 to \$399  | 1 333                    | 270               | 143                | 101                  | 107                  | 237                  | 186                  | 180                  | 86                   | 21               | 15 688           | 16 499         | 323                                |
| \$400 to \$499  | 828                      | 148               | 74                 | 81                   | 71                   | 162                  | 89                   | 149                  | 43                   | 11               | 16 031           | 17 441         | 163                                |
| \$500 or more   | 98                       | 15                | 5                  | 18                   | —                    | 11                   | 15                   | 19                   | 8                    | 7                | 20 000           | 20 761         | 20                                 |
| No cash rent  | 214                      | 77                | 4                  | 29                   | 30                   | 5                    | 17                   | 36                   | 10                   | 6                | 12 241           | 14 724         | 70                                 |
| Median  | \$263                    | \$235             | \$255              | \$252                | \$259                | \$276                | \$283                | \$284                | \$312                | \$310            | ...              | ...            | \$262                              |
| <b>GROSS RENT AS PERCENTAGE OF HOUSEHOLD INCOME IN 1979</b> |                          |                   |                    |                      |                      |                      |                      |                      |                      |                  |                  |                |                                    |
| Less than 15 percent  | 3 109                    | 13                | 8                  | 45                   | 80                   | 328                  | 685                  | 1 359                | 456                  | 135              | 27 047           | 29 006         | 38                                 |
| 15 to 19 percent  | 2 681                    | 22                | 29                 | 171                  | 325                  | 1 113                | 720                  | 288                  | 13                   | —                | 18 758           | 18 839         | 33                                 |
| 20 to 24 percent  | 2 283                    | 194               | 168                | 438                  | 520                  | 691                  | 223                  | 49                   | —                    | —                | 14 142           | 14 083         | 72                                 |
| 25 to 29 percent  | 1 651                    | 151               | 322                | 458                  | 329                  | 353                  | 29                   | 9                    | —                    | —                | 11 924           | 11 779         | 126                                |
| 30 to 34 percent  | 1 030                    | 60                | 349                | 381                  | 174                  | 60                   | 6                    | —                    | —                    | —                | 10 696           | 10 389         | 38                                 |
| 35 to 49 percent  | 1 922                    | 79                | 1 437              | 297                  | 84                   | 25                   | —                    | —                    | —                    | —                | 8 065            | 8 193          | 112                                |
| 50 percent or more  | 3 795                    | 2 765             | 1 008              | 22                   | —                    | —                    | —                    | —                    | —                    | —                | 3 856            | 3 809          | 2 367                              |
| Not computed  | 640                      | 503               | 4                  | 29                   | 30                   | 5                    | 17                   | 36                   | 10                   | 6                | 2500—            | 4 780          | 496                                |
| Median  | 25.5                     | 50+               | 43.3               | 27.8                 | 23.4                 | 19.3                 | 16.0                 | 12.6                 | 10—                  | 10—              | ...              | ...            | 50+                                |



Table D—5. Selected Monthly Owner Costs for Mortgaged Housing Units: 1980

[Data are estimates based on a sample, see Introduction. For meaning of symbols, see Introduction. For definitions of terms, see appendixes A and B]

| Irvington town  | Total        | Less than \$200 | \$200 to \$249 | \$250 to \$299 | \$300 to \$349 | \$350 to \$399 | \$400 to \$499 | \$500 to \$599 | \$600 to \$749 | \$750 or more | Median (dollars) |
|---|--------------|-----------------|----------------|----------------|----------------|----------------|----------------|----------------|----------------|---------------|------------------|
| <b>Specified owner-occupied housing units</b> -----                           | <b>2 055</b> | <b>20</b>       | <b>63</b>      | <b>104</b>     | <b>188</b>     | <b>355</b>     | <b>488</b>     | <b>544</b>     | <b>261</b>     | <b>32</b>     | <b>463</b>       |
| <b>PERSONS IN UNIT</b>  |              |                 |                |                |                |                |                |                |                |               |                  |
| 1 person -----  | 102          | 8               | —              | 15             | 22             | 37             | 20             | —              | —              | —             | 358              |
| 2 persons -----   | 398          | —               | 6              | 41             | 60             | 78             | 113            | 73             | 20             | 7             | 415              |
| 3 persons -----   | 365          | —               | 33             | 13             | 45             | 74             | 56             | 80             | 58             | 6             | 449              |
| 4 persons -----   | 563          | —               | 8              | 7              | 42             | 98             | 147            | 177            | 72             | 12            | 489              |
| 5 persons -----   | 346          | 6               | 10             | 18             | 19             | 27             | 107            | 98             | 57             | 4             | 478              |
| 6 persons -----   | 176          | 6               | —              | 10             | —              | 22             | 29             | 77             | 29             | 3             | 527              |
| 7 persons -----   | 63           | —               | —              | —              | —              | 4              | 16             | 27             | 16             | —             | 543              |
| 8 or more persons -----   | 42           | —               | 6              | —              | —              | 15             | —              | 12             | 9              | —             | 450              |
| Median -----  | 3.79         | 4.83            | 3.27           | 2.40           | 2.77           | 3.34           | 3.87           | 4.17           | 4.23           | 3.75          | ...              |
| <b>HOUSEHOLD TYPE AND AGE OF HOUSEHOLDER</b>                                  |              |                 |                |                |                |                |                |                |                |               |                  |
| <b>Married-couple families</b> -----  | <b>1 631</b> | <b>12</b>       | <b>47</b>      | <b>68</b>      | <b>135</b>     | <b>265</b>     | <b>394</b>     | <b>442</b>     | <b>246</b>     | <b>22</b>     | <b>473</b>       |
| 15 to 24 years -----  | 14           | —               | —              | —              | —              | —              | 9              | 5              | —              | —             | 489              |
| 25 to 34 years -----  | 429          | 6               | —              | —              | 18             | 37             | 89             | 159            | 120            | —             | 541              |
| 35 to 44 years -----  | 494          | 6               | 14             | 9              | 34             | 84             | 124            | 156            | 55             | 12            | 482              |
| 45 to 64 years -----  | 629          | —               | 33             | 41             | 77             | 120            | 161            | 116            | 71             | 10            | 420              |
| 65 years and over -----   | 65           | —               | —              | 18             | 6              | 24             | 11             | 6              | —              | —             | 368              |
| <b>Male householder, no wife present</b> -----                                | <b>117</b>   | <b>6</b>        | <b>14</b>      | <b>16</b>      | <b>37</b>      | <b>18</b>      | <b>20</b>      | <b>6</b>       | <b>6</b>       | <b>—</b>      | <b>380</b>       |
| 15 to 24 years -----  | —            | —               | —              | —              | —              | —              | —              | —              | —              | —             | —                |
| 25 to 34 years -----  | 38           | —               | —              | —              | 6              | 14             | 6              | 12             | —              | —             | 396              |
| 35 to 44 years -----  | 24           | —               | —              | —              | 10             | —              | —              | 8              | 6              | —             | 525              |
| 45 to 64 years -----  | 31           | —               | 6              | 7              | —              | 6              | 12             | —              | —              | —             | 371              |
| 65 years and over -----   | 24           | —               | —              | 7              | —              | 17             | —              | —              | —              | —             | 365              |
| <b>Female householder, no husband present</b> -----                           | <b>307</b>   | <b>8</b>        | <b>10</b>      | <b>22</b>      | <b>37</b>      | <b>53</b>      | <b>76</b>      | <b>82</b>      | <b>9</b>       | <b>10</b>     | <b>447</b>       |
| 15 to 24 years -----  | 7            | —               | —              | —              | —              | —              | —              | —              | —              | 7             | 750+             |
| 25 to 34 years -----  | 34           | —               | —              | —              | —              | 5              | 5              | 15             | 9              | —             | 547              |
| 35 to 44 years -----  | 136          | —               | 10             | —              | 4              | 40             | 33             | 46             | —              | 3             | 465              |
| 45 to 64 years -----  | 103          | 8               | —              | 12             | 27             | 8              | 27             | 21             | —              | —             | 378              |
| 65 years and over -----   | 27           | —               | —              | 10             | 6              | —              | 11             | —              | —              | —             | 329              |
| Median age -----  | 42.4         | 43.3            | 48.8           | 62.0           | 53.8           | 44.8           | 43.2           | 38.8           | 35.2           | 38.0          | ...              |
| <b>YEAR HOUSEHOLDER MOVED INTO UNIT</b>                                       |              |                 |                |                |                |                |                |                |                |               |                  |
| 1979 to March 1980 -----  | 413          | 12              | —              | —              | 6              | 20             | 97             | 153            | 121            | 4             | 547              |
| 1975 to 1978 -----  | 725          | —               | 24             | 20             | 34             | 90             | 169            | 266            | 107            | 15            | 510              |
| 1970 to 1974 -----  | 422          | —               | 4              | 7              | 42             | 139            | 148            | 60             | 22             | —             | 412              |
| 1960 to 1969 -----  | 393          | —               | 23             | 50             | 89             | 106            | 61             | 46             | 5              | 13            | 366              |
| 1959 or earlier -----   | 102          | 8               | 12             | 27             | 17             | —              | 13             | 19             | 6              | —             | 312              |
| <b>ROOMS</b>  |              |                 |                |                |                |                |                |                |                |               |                  |
| 1 to 3 rooms -----  | 11           | 6               | —              | —              | —              | —              | —              | 5              | —              | —             | 196              |
| 4 rooms -----   | 22           | —               | —              | —              | 6              | 16             | —              | —              | —              | —             | 366              |
| 5 rooms -----   | 186          | —               | —              | 17             | 33             | 41             | 37             | 53             | 5              | —             | 417              |
| 6 rooms -----   | 1 034        | 14              | 49             | 62             | 93             | 159            | 299            | 235            | 123            | —             | 449              |
| 7 rooms -----   | 547          | —               | 14             | 21             | 39             | 104            | 114            | 151            | 97             | 7             | 482              |
| 8 or more rooms -----   | 255          | —               | —              | 4              | 17             | 35             | 38             | 100            | 36             | 25            | 533              |
| Median -----  | 6.3          | 5.8             | 6.1            | 6.1            | 6.1            | 6.3            | 6.2            | 6.4            | 6.5            | 8.0           | ...              |
| <b>YEAR STRUCTURE BUILT</b>   |              |                 |                |                |                |                |                |                |                |               |                  |
| 1975 to March 1980 -----  | 12           | 6               | —              | —              | —              | —              | —              | 6              | —              | —             | 350              |
| 1970 to 1974 -----  | —            | —               | —              | —              | —              | —              | —              | —              | —              | —             | —                |
| 1960 to 1969 -----  | 112          | —               | 8              | —              | 4              | —              | 39             | 54             | —              | 7             | 509              |
| 1950 to 1959 -----  | 274          | 6               | 22             | —              | 10             | 48             | 41             | 72             | 75             | —             | 514              |
| 1940 to 1949 -----  | 467          | —               | 11             | 12             | 36             | 51             | 111            | 173            | 58             | 15            | 507              |
| 1939 or earlier -----   | 1 190        | 8               | 22             | 92             | 138            | 256            | 297            | 239            | 128            | 10            | 425              |
| <b>VALUE</b>  |              |                 |                |                |                |                |                |                |                |               |                  |
| Less than \$10,000 -----  | —            | —               | —              | —              | —              | —              | —              | —              | —              | —             | —                |
| \$10,000 to \$19,999 -----  | 44           | —               | —              | 16             | 4              | 24             | —              | —              | —              | —             | 354              |
| \$20,000 to \$29,999 -----  | 301          | 8               | 47             | 28             | 13             | 80             | 52             | 60             | 13             | —             | 384              |
| \$30,000 to \$39,999 -----  | 889          | —               | 10             | 45             | 130            | 152            | 219            | 238            | 83             | 12            | 463              |
| \$40,000 to \$49,999 -----  | 627          | 12              | —              | 11             | 31             | 85             | 174            | 181            | 123            | 10            | 500              |
| \$50,000 to \$59,999 -----  | 136          | —               | 6              | 4              | 10             | 8              | 16             | 59             | 33             | —             | 541              |
| \$60,000 to \$79,999 -----  | 58           | —               | —              | —              | —              | 6              | 27             | 6              | 9              | 10            | 482              |
| \$80,000 to \$99,999 -----  | —            | —               | —              | —              | —              | —              | —              | —              | —              | —             | —                |
| \$100,000 to \$149,999 -----  | —            | —               | —              | —              | —              | —              | —              | —              | —              | —             | —                |
| \$150,000 or more -----   | —            | —               | —              | —              | —              | —              | —              | —              | —              | —             | —                |
| Median -----  | \$37 800     | \$40 800        | \$25 800       | \$31 700       | \$35 100       | \$35 900       | \$38 800       | \$39 000       | \$41 700       | \$43 300      | ...              |
| <b>SELECTED MONTHLY OWNER COSTS AS PERCENTAGE OF HOUSEHOLD INCOME IN 1979</b> |              |                 |                |                |                |                |                |                |                |               |                  |
| Less than 15 percent -----  | 318          | 6               | 39             | 36             | 58             | 89             | 58             | 27             | 5              | —             | 361              |
| 15 to 19 percent -----  | 409          | 6               | 24             | 23             | 37             | 63             | 147            | 79             | 30             | —             | 431              |
| 20 to 24 percent -----  | 293          | —               | —              | —              | 19             | 60             | 82             | 83             | 49             | —             | 488              |
| 25 to 29 percent -----  | 305          | —               | —              | 10             | 18             | 68             | 61             | 98             | 43             | 7             | 494              |
| 30 to 34 percent -----  | 222          | —               | —              | —              | 7              | 39             | 52             | 58             | 41             | 25            | 522              |
| 35 percent or more -----  | 485          | 8               | —              | 35             | 39             | 36             | 88             | 186            | 93             | —             | 520              |
| Not computed -----  | 23           | —               | —              | —              | 10             | —              | —              | 13             | —              | —             | 512              |
| Median -----  | 24.9         | 18.3            | 11.9           | 18.5           | 19.2           | 22.1           | 22.4           | 28.9           | 30.4           | 31.8          | ...              |
| <b>SELECTED CHARACTERISTICS</b>   |              |                 |                |                |                |                |                |                |                |               |                  |
| <b>Heating equipment</b> -----  | <b>2 052</b> | <b>20</b>       | <b>63</b>      | <b>104</b>     | <b>185</b>     | <b>355</b>     | <b>488</b>     | <b>544</b>     | <b>261</b>     | <b>32</b>     | <b>463</b>       |
| Steam or hot water system -----   | 1 641        | 20              | 40             | 104            | 150            | 294            | 385            | 420            | 205            | 23            | 454              |
| Central warm-air furnace or electric heat pump -----                          | 184          | —               | 17             | —              | 19             | 35             | 50             | 44             | 19             | —             | 436              |
| Other built-in electric units -----   | 47           | —               | —              | —              | 4              | 5              | 14             | 5              | 13             | 6             | 510              |
| Floor, wall, or pipeless furnace -----  | 13           | —               | —              | —              | —              | —              | —              | —              | 10             | 3             | 697              |
| Other means -----   | 167          | —               | 6              | —              | 12             | 21             | 39             | 75             | 14             | —             | 507              |
| <b>Air conditioning</b> -----   | <b>1 448</b> | <b>8</b>        | <b>57</b>      | <b>54</b>      | <b>145</b>     | <b>286</b>     | <b>271</b>     | <b>375</b>     | <b>220</b>     | <b>32</b>     | <b>461</b>       |
| Central system -----  | 61           | —               | 20             | —              | —              | 10             | 16             | 8              | 7              | —             | 452              |
| 1 or more individual room units -----   | 1 387        | 8               | 37             | 54             | 145            | 276            | 255            | 367            | 213            | 32            | 462              |
| <b>House heating fuel</b> -----   | <b>2 052</b> | <b>20</b>       | <b>63</b>      | <b>104</b>     | <b>185</b>     | <b>355</b>     | <b>488</b>     | <b>544</b>     | <b>261</b>     | <b>32</b>     | <b>463</b>       |
| Utility gas -----   | 844          | 12              | 34             | 43             | 93             | 151            | 230            | 223            | 51             | 7             | 435              |
| Battled, tank, or LP gas -----  | 13           | —               | —              | —              | —              | 7              | —              | —              | —              | —             | 396              |
| Electricity -----   | 67           | —               | —              | —              | 4              | 5              | 26             | 5              | 21             | 6             | 495              |
| Fuel oil, kerosene, etc. -----  | 1 128        | 8               | 29             | 61             | 88             | 192            | 232            | 316            | 183            | 19            | 484              |
| Other -----   | —            | —               | —              | —              | —              | —              | —              | —              | —              | —             | —                |

**Table D—6. Selected Monthly Owner Costs for Not Mortgaged Housing Units: 1980**

[Data are estimates based on a sample, see Introduction. For meaning of symbols, see Introduction. For definitions of terms, see appendixes A and B.]

| <b>Irvington town</b>   | Total        | Less than \$50 | \$50 to \$74 | \$75 to \$99 | \$100 to \$124 | \$125 to \$149 | \$150 to \$199 | \$200 to \$249 | \$250 or more | Median (dollars) |
|---|--------------|----------------|--------------|--------------|----------------|----------------|----------------|----------------|---------------|------------------|
| <b>Specified owner-occupied housing units</b> .....                           | <b>1 227</b> | <b>6</b>       | <b>—</b>     | <b>4</b>     | <b>20</b>      | <b>4</b>       | <b>233</b>     | <b>432</b>     | <b>528</b>    | <b>240</b>       |
| <b>PERSONS IN UNIT</b>  |              |                |              |              |                |                |                |                |               |                  |
| 1 person .....  | 294          | —              | —            | 4            | —              | —              | 93             | 104            | 93            | 224              |
| 2 persons .....   | 503          | —              | —            | —            | 13             | —              | 92             | 224            | 174           | 233              |
| 3 persons .....   | 249          | —              | —            | —            | —              | 4              | 27             | 65             | 153           | 250+             |
| 4 persons .....   | 61           | —              | —            | —            | —              | —              | 7              | 15             | 39            | 250+             |
| 5 persons .....   | 53           | —              | —            | —            | 7              | —              | 14             | —              | 32            | 250+             |
| 6 persons .....   | 45           | 6              | —            | —            | —              | —              | —              | 18             | 21            | 246              |
| 7 persons .....   | 22           | —              | —            | —            | —              | —              | —              | 6              | 16            | 250+             |
| 8 or more persons .....   | —            | —              | —            | —            | —              | —              | —              | —              | —             | —                |
| Median .....  | 2.14         | 6.00           | —            | 1.00         | 2.27           | 3.00           | 1.76           | 2.00           | 2.48          | ...              |
| <b>HOUSEHOLD TYPE AND AGE OF HOUSEHOLDER</b>                                  |              |                |              |              |                |                |                |                |               |                  |
| <b>Married-couple families</b> .....  | <b>658</b>   | <b>—</b>       | <b>—</b>     | <b>—</b>     | <b>14</b>      | <b>4</b>       | <b>82</b>      | <b>257</b>     | <b>301</b>    | <b>245</b>       |
| 15 to 24 years .....  | —            | —              | —            | —            | —              | —              | —              | —              | —             | —                |
| 25 to 34 years .....  | 30           | —              | —            | —            | —              | —              | —              | 16             | 14            | 247              |
| 35 to 44 years .....  | 33           | —              | —            | —            | —              | —              | —              | 10             | 23            | 250+             |
| 45 to 64 years .....  | 352          | —              | —            | —            | 7              | —              | 41             | 161            | 143           | 240              |
| 65 years and over .....   | 243          | —              | —            | —            | 7              | 4              | 41             | 70             | 121           | 250              |
| <b>Male householder, no wife present</b> .....                                | <b>124</b>   | <b>—</b>       | <b>—</b>     | <b>—</b>     | <b>—</b>       | <b>—</b>       | <b>34</b>      | <b>33</b>      | <b>57</b>     | <b>242</b>       |
| 15 to 24 years .....  | 6            | —              | —            | —            | —              | —              | —              | 6              | —             | 225              |
| 25 to 34 years .....  | 6            | —              | —            | —            | —              | —              | —              | —              | 6             | 250+             |
| 35 to 44 years .....  | 15           | —              | —            | —            | —              | —              | —              | 8              | 7             | 247              |
| 45 to 64 years .....  | 31           | —              | —            | —            | —              | —              | 11             | —              | 20            | 250+             |
| 65 years and over .....   | 66           | —              | —            | —            | —              | —              | 23             | 19             | 24            | 226              |
| <b>Female householder, no husband present</b> .....                           | <b>445</b>   | <b>6</b>       | <b>—</b>     | <b>4</b>     | <b>6</b>       | <b>—</b>       | <b>117</b>     | <b>142</b>     | <b>170</b>    | <b>232</b>       |
| 15 to 24 years .....  | —            | —              | —            | —            | —              | —              | —              | —              | —             | —                |
| 25 to 34 years .....  | 6            | 6              | —            | —            | —              | —              | —              | —              | —             | 50—              |
| 35 to 44 years .....  | 9            | —              | —            | —            | —              | —              | —              | 9              | —             | 225              |
| 45 to 64 years .....  | 139          | —              | —            | —            | 6              | —              | 22             | 32             | 79            | 250+             |
| 65 years and over .....   | 291          | —              | —            | 4            | —              | —              | 95             | 101            | 91            | 223              |
| Median age .....  | 64.7         | 32.5           | —            | 82.5         | 53.8           | 72.5           | 71.8           | 63.9           | 62.5          | ...              |
| <b>YEAR HOUSEHOLDER MOVED INTO UNIT</b>                                       |              |                |              |              |                |                |                |                |               |                  |
| 1979 to March 1980 .....  | 24           | 6              | —            | —            | —              | —              | —              | 6              | 12            | 250              |
| 1975 to 1978 .....  | 86           | —              | —            | —            | —              | —              | 25             | 25             | 36            | 236              |
| 1970 to 1974 .....  | 72           | —              | —            | —            | —              | —              | 14             | 32             | 22            | 228              |
| 1960 to 1969 .....  | 273          | —              | —            | —            | 7              | —              | 24             | 73             | 167           | 250+             |
| 1959 or earlier .....   | 772          | —              | —            | 4            | 13             | —              | 168            | 296            | 291           | 234              |
| <b>ROOMS</b>  |              |                |              |              |                |                |                |                |               |                  |
| 1 to 3 rooms .....  | 6            | —              | —            | —            | —              | —              | —              | —              | 6             | 250+             |
| 4 rooms .....   | 73           | —              | —            | —            | 7              | —              | 36             | 11             | 19            | 191              |
| 5 rooms .....   | 144          | —              | —            | —            | —              | 4              | 23             | 73             | 44            | 231              |
| 6 rooms .....   | 556          | —              | —            | 4            | 13             | —              | 81             | 237            | 221           | 238              |
| 7 rooms .....   | 315          | —              | —            | —            | —              | —              | 61             | 87             | 167           | 250+             |
| 8 or more rooms .....   | 133          | 6              | —            | —            | —              | —              | 32             | 24             | 71            | 250+             |
| Median .....  | 6.2          | 8.0            | —            | 6.0          | 5.7            | 5.0            | 6.2            | 6.1            | 6.4           | ...              |
| <b>YEAR STRUCTURE BUILT</b>   |              |                |              |              |                |                |                |                |               |                  |
| 1975 to March 1980 .....  | —            | —              | —            | —            | —              | —              | —              | —              | —             | —                |
| 1970 to 1974 .....  | —            | —              | —            | —            | —              | —              | —              | —              | —             | —                |
| 1960 to 1969 .....  | 27           | —              | —            | —            | —              | —              | —              | —              | 27            | 250+             |
| 1950 to 1959 .....  | 126          | —              | —            | —            | —              | —              | 5              | 71             | 50            | 241              |
| 1940 to 1949 .....  | 147          | —              | —            | —            | 6              | 4              | 22             | 57             | 58            | 236              |
| 1939 or earlier .....   | 927          | 6              | —            | 4            | 14             | —              | 206            | 304            | 393           | 238              |
| <b>VALUE</b>  |              |                |              |              |                |                |                |                |               |                  |
| Less than \$10,000 .....  | —            | —              | —            | —            | —              | —              | —              | —              | —             | —                |
| \$10,000 to \$19,999 .....  | 88           | —              | —            | 4            | —              | —              | 45             | 28             | 11            | 194              |
| \$20,000 to \$29,999 .....  | 341          | 6              | —            | —            | 7              | 4              | 105            | 98             | 121           | 225              |
| \$30,000 to \$39,999 .....  | 456          | —              | —            | —            | 7              | —              | 67             | 208            | 174           | 237              |
| \$40,000 to \$49,999 .....  | 196          | —              | —            | —            | —              | —              | 13             | 74             | 109           | 250+             |
| \$50,000 to \$59,999 .....  | 106          | —              | —            | —            | 6              | —              | 3              | 24             | 73            | 250+             |
| \$60,000 to \$79,999 .....  | 40           | —              | —            | —            | —              | —              | —              | —              | 40            | 250+             |
| \$80,000 to \$99,999 .....  | —            | —              | —            | —            | —              | —              | —              | —              | —             | —                |
| \$100,000 to \$149,999 .....  | —            | —              | —            | —            | —              | —              | —              | —              | —             | —                |
| \$150,000 or more .....   | —            | —              | —            | —            | —              | —              | —              | —              | —             | —                |
| Median .....  | \$34 400     | \$23 800       | —            | \$18 800     | \$32 100       | \$23 800       | \$26 700       | \$34 500       | \$37 900      | ...              |
| <b>SELECTED MONTHLY OWNER COSTS AS PERCENTAGE OF HOUSEHOLD INCOME IN 1979</b> |              |                |              |              |                |                |                |                |               |                  |
| Less than 10 percent .....  | 286          | 6              | —            | —            | 13             | 4              | 66             | 111            | 86            | 224              |
| 10 to 14 percent .....  | 299          | —              | —            | —            | 7              | —              | 27             | 131            | 134           | 244              |
| 15 to 19 percent .....  | 158          | —              | —            | —            | —              | —              | 41             | 49             | 68            | 239              |
| 20 to 24 percent .....  | 49           | —              | —            | —            | —              | —              | —              | 15             | 34            | 250+             |
| 25 to 29 percent .....  | 132          | —              | —            | —            | —              | —              | 27             | 29             | 76            | 250+             |
| 30 to 34 percent .....  | 61           | —              | —            | 4            | —              | —              | 16             | 21             | 20            | 225              |
| 35 percent or more .....  | 222          | —              | —            | —            | —              | —              | 49             | 69             | 104           | 245              |
| Not computed .....  | 20           | —              | —            | —            | —              | —              | 7              | 7              | 6             | 221              |
| Median .....  | 15.6         | 10—            | —            | 32.5         | 10—            | 10—            | 17.4           | 13.9           | 18.0          | ...              |
| <b>SELECTED CHARACTERISTICS</b>   |              |                |              |              |                |                |                |                |               |                  |
| <b>Heating equipment</b> .....  | <b>1 227</b> | <b>6</b>       | <b>—</b>     | <b>4</b>     | <b>20</b>      | <b>4</b>       | <b>233</b>     | <b>432</b>     | <b>528</b>    | <b>240</b>       |
| Steam or hot water system .....   | 1 004        | —              | —            | 4            | 20             | —              | 193            | 352            | 435           | 240              |
| Central worm-air furnace or electric heat pump .....                          | 115          | —              | —            | —            | —              | 4              | 5              | 64             | 42            | 238              |
| Other built-in electric units .....   | 19           | —              | —            | —            | —              | —              | —              | 9              | 10            | 250+             |
| Floor, wall, or pipeless furnace .....  | 5            | —              | —            | —            | —              | —              | 5              | —              | —             | 175              |
| Other means .....   | 84           | 6              | —            | —            | —              | —              | 30             | 7              | 41            | 243              |
| <b>Air conditioning</b> .....   | <b>793</b>   | <b>6</b>       | <b>—</b>     | <b>—</b>     | <b>13</b>      | <b>—</b>       | <b>108</b>     | <b>278</b>     | <b>388</b>    | <b>248</b>       |
| Central system .....  | 36           | —              | —            | —            | —              | —              | 7              | 15             | 14            | 237              |
| 1 or more individual room units .....   | 757          | 6              | —            | —            | 13             | —              | 101            | 263            | 374           | 249              |
| <b>House heating fuel</b> .....   | <b>1 227</b> | <b>6</b>       | <b>—</b>     | <b>4</b>     | <b>20</b>      | <b>4</b>       | <b>233</b>     | <b>432</b>     | <b>528</b>    | <b>240</b>       |
| Utility gas .....   | 506          | 6              | —            | —            | 14             | 4              | 109            | 178            | 195           | 234              |
| Bottled, tank, or LP gas .....  | 14           | —              | —            | —            | —              | —              | 7              | 7              | —             | 200              |
| Electricity .....   | 19           | —              | —            | —            | —              | —              | —              | 9              | 10            | 250+             |
| Fuel oil, kerosene, etc. ....   | 677          | —              | —            | 4            | 6              | —              | 106            | 238            | 323           | 247              |
| Other .....   | 11           | —              | —            | —            | —              | —              | 11             | —              | —             | 175              |



Table D-7. Year Structure Built for Owner- and Renter-Occupied Housing Units: 1980

[Data are estimates based on a sample, see Introduction. For meaning of symbols, see Introduction. For definitions of terms, see appendixes A and B]

| Irrington town                                     | Owner-occupied housing units |                    |              |              |              |                 | Renter-occupied housing units |                    |              |              |              |                 |
|--|------------------------------|--------------------|--------------|--------------|--------------|-----------------|-------------------------------|--------------------|--------------|--------------|--------------|-----------------|
|  | Total                        | 1975 to March 1980 | 1970 to 1974 | 1960 to 1969 | 1940 to 1959 | 1939 or earlier | Total                         | 1975 to March 1980 | 1970 to 1974 | 1960 to 1969 | 1940 to 1959 | 1939 or earlier |
| Occupied housing units                             | 7 587                        | 20                 | 32           | 475          | 2 203        | 4 857           | 17 127                        | 291                | 606          | 3 242        | 6 901        | 6 087           |
| <b>HOUSEHOLD TYPE AND AGE OF HOUSEHOLDER</b>       |                              |                    |              |              |              |                 |                               |                    |              |              |              |                 |
| <b>Married-couple families</b>                     | 5 159                        | 14                 | 32           | 331          | 1 528        | 3 254           | 5 679                         | 116                | 178          | 1 091        | 2 081        | 2 213           |
| 15 to 24 years                                     | 39                           | -                  | -            | 28           | 6            | 5               | 394                           | 24                 | 6            | 75           | 153          | 136             |
| 25 to 34 years                                     | 891                          | 6                  | -            | 38           | 455          | 392             | 1 687                         | 38                 | 52           | 384          | 678          | 535             |
| 35 to 44 years                                     | 1 104                        | 8                  | 3            | 93           | 343          | 657             | 893                           | 33                 | 5            | 121          | 373          | 361             |
| 45 to 64 years                                     | 2 313                        | -                  | 24           | 133          | 591          | 1 565           | 1 575                         | 6                  | 59           | 261          | 513          | 736             |
| 65 years and over                                  | 812                          | -                  | 5            | 39           | 133          | 635             | 1 130                         | 15                 | 56           | 250          | 364          | 445             |
| <b>Male householder, no wife present</b>           | 679                          | -                  | -            | 40           | 230          | 409             | 3 795                         | 48                 | 202          | 799          | 1 699        | 1 047           |
| 15 to 24 years                                     | 6                            | -                  | -            | -            | 6            | -               | 528                           | 13                 | 15           | 72           | 292          | 136             |
| 25 to 34 years                                     | 97                           | -                  | -            | -            | 64           | 33              | 1 110                         | 15                 | 79           | 323          | 436          | 257             |
| 35 to 44 years                                     | 153                          | -                  | -            | 20           | 57           | 76              | 587                           | 11                 | 30           | 113          | 284          | 149             |
| 45 to 64 years                                     | 236                          | -                  | -            | 9            | 66           | 161             | 869                           | 9                  | 58           | 128          | 405          | 269             |
| 65 years and over                                  | 187                          | -                  | -            | 11           | 37           | 139             | 701                           | -                  | 20           | 163          | 282          | 236             |
| <b>Female householder, no husband present</b>      | 1 749                        | 6                  | -            | 104          | 445          | 1 194           | 7 653                         | 127                | 226          | 1 352        | 3 121        | 2 827           |
| 15 to 24 years                                     | 14                           | -                  | -            | 7            | -            | 7               | 638                           | -                  | 38           | 75           | 326          | 199             |
| 25 to 34 years                                     | 153                          | 6                  | -            | 22           | 73           | 52              | 1 873                         | 37                 | 84           | 316          | 899          | 537             |
| 35 to 44 years                                     | 288                          | -                  | -            | 13           | 95           | 180             | 999                           | 35                 | 9            | 113          | 458          | 384             |
| 45 to 64 years                                     | 558                          | -                  | -            | 35           | 192          | 331             | 1 820                         | 38                 | 51           | 270          | 643          | 818             |
| 65 years and over                                  | 736                          | -                  | -            | 27           | 85           | 624             | 2 323                         | 17                 | 44           | 578          | 795          | 889             |
| Median age   | 52.7                         | 33.3               | 55.4         | 47.3         | 45.1         | 56.5            | 44.3                          | 37.4               | 40.8         | 45.9         | 40.0         | 49.5            |
| <b>YEAR HOUSEHOLDER MOVED INTO UNIT</b>            |                              |                    |              |              |              |                 |                               |                    |              |              |              |                 |
| 1979 to March 1980                                 | 938                          | 12                 | -            | 94           | 378          | 454             | 4 209                         | 127                | 245          | 732          | 1 823        | 1 282           |
| 1975 to 1978                                       | 1 737                        | 8                  | 8            | 154          | 799          | 768             | 6 184                         | 164                | 223          | 1 313        | 2 556        | 1 928           |
| 1970 to 1974                                       | 1 444                        | -                  | 24           | 103          | 381          | 936             | 2 784                         | -                  | 138          | 567          | 1 086        | 993             |
| 1960 to 1969                                       | 1 433                        | -                  | -            | 124          | 318          | 991             | 2 647                         | -                  | -            | 630          | 942          | 1 075           |
| 1959 or earlier                                    | 2 035                        | -                  | -            | -            | 327          | 1 708           | 1 303                         | -                  | -            | -            | 494          | 809             |
| <b>ROOMS</b>                                       |                              |                    |              |              |              |                 |                               |                    |              |              |              |                 |
| 1 room   | 28                           | -                  | -            | -            | 16           | 12              | 1 528                         | 21                 | 142          | 507          | 750          | 108             |
| 2 rooms  | 22                           | -                  | -            | -            | 8            | 14              | 1 151                         | -                  | 41           | 315          | 365          | 430             |
| 3 rooms  | 201                          | -                  | -            | 16           | 27           | 158             | 5 333                         | 69                 | 178          | 1 247        | 2 119        | 1 720           |
| 4 rooms  | 751                          | -                  | 5            | 48           | 245          | 453             | 4 274                         | 82                 | 155          | 621          | 1 865        | 1 551           |
| 5 rooms  | 2 224                        | -                  | -            | 138          | 723          | 1 363           | 3 569                         | 105                | 81           | 412          | 1 300        | 1 671           |
| 6 rooms  | 2 666                        | 14                 | 22           | 193          | 700          | 1 737           | 1 080                         | 14                 | 9            | 128          | 413          | 516             |
| 7 or more rooms                                    | 1 695                        | 6                  | 5            | 80           | 484          | 1 120           | 192                           | -                  | -            | 12           | 89           | 91              |
| Median   | 5.7                          | 6.2                | 6.0          | 5.7          | 5.6          | 5.7             | 3.6                           | 4.2                | 3.2          | 3.1          | 3.6          | 4.0             |
| <b>PLUMBING FACILITIES BY PERSONS PER ROOM</b>     |                              |                    |              |              |              |                 |                               |                    |              |              |              |                 |
| <b>Complete plumbing for exclusive use</b>         | 7 410                        | 20                 | 32           | 463          | 2 134        | 4 761           | 16 550                        | 268                | 599          | 3 171        | 6 662        | 5 850           |
| 0.50 or less                                       | 4 174                        | 14                 | 7            | 244          | 1 040        | 2 869           | 8 285                         | 106                | 287          | 1 521        | 3 078        | 3 293           |
| 0.51 to 1.00                                       | 2 890                        | 6                  | 25           | 191          | 703          | 1 965           | 7 378                         | 140                | 297          | 1 505        | 3 189        | 2 247           |
| 1.01 to 1.50                                       | 307                          | -                  | -            | 28           | 118          | 161             | 617                           | 17                 | -            | 97           | 257          | 246             |
| 1.51 or more                                       | 39                           | -                  | -            | -            | 11           | 28              | 270                           | 5                  | 15           | 48           | 138          | 64              |
| <b>Lacking complete plumbing for exclusive use</b> | 177                          | -                  | -            | 12           | 69           | 96              | 577                           | 23                 | 7            | 71           | 239          | 237             |
| 0.50 or less                                       | 109                          | -                  | -            | 7            | 49           | 53              | 275                           | 6                  | -            | 24           | 121          | 124             |
| 0.51 to 1.00                                       | 47                           | -                  | -            | -            | 12           | 35              | 276                           | 17                 | 7            | 47           | 113          | 92              |
| 1.01 to 1.50                                       | 21                           | -                  | -            | 5            | 8            | 8               | 14                            | -                  | -            | -            | -            | 14              |
| 1.51 or more                                       | -                            | -                  | -            | -            | -            | -               | 12                            | -                  | -            | -            | 5            | 7               |
| <b>PERSONS IN UNIT</b>                             |                              |                    |              |              |              |                 |                               |                    |              |              |              |                 |
| 1 person   | 1 110                        | -                  | -            | 72           | 225          | 813             | 6 800                         | 76                 | 295          | 1 522        | 2 764        | 2 143           |
| 2 persons  | 2 247                        | 8                  | -            | 109          | 613          | 1 517           | 4 964                         | 79                 | 218          | 979          | 1 923        | 1 765           |
| 3 persons  | 1 403                        | 6                  | 12           | 100          | 406          | 879             | 2 604                         | 65                 | 83           | 408          | 1 026        | 1 022           |
| 4 persons  | 1 317                        | -                  | 9            | 72           | 454          | 782             | 1 548                         | 32                 | 10           | 196          | 642          | 668             |
| 5 persons  | 758                          | 6                  | 3            | 53           | 203          | 493             | 701                           | 27                 | -            | 86           | 305          | 283             |
| 6 or more persons                                  | 752                          | -                  | 8            | 69           | 302          | 373             | 510                           | 12                 | -            | 51           | 241          | 206             |
| Median   | 2.81                         | 2.83               | 3.94         | 3.06         | 3.15         | 2.61            | 1.86                          | 2.38               | 1.54         | 1.60         | 1.86         | 2.01            |
| Total persons                                      | 24 424                       | 56                 | 152          | 1 579        | 7 597        | 15 040          | 36 971                        | 703                | 977          | 6 186        | 15 211       | 13 894          |
| <b>UNITS IN STRUCTURE</b>                          |                              |                    |              |              |              |                 |                               |                    |              |              |              |                 |
| 1, detached or attached                            | 3 431                        | 12                 | -            | 139          | 1 075        | 2 205           | 240                           | 4                  | -            | 22           | 93           | 121             |
| 2  | 2 794                        | 8                  | 27           | 266          | 753          | 1 740           | 3 325                         | 80                 | 39           | 425          | 1 350        | 1 431           |
| 3 and 4  | 1 192                        | -                  | 5            | 58           | 320          | 809             | 4 425                         | 61                 | 52           | 535          | 1 725        | 2 042           |
| 5 to 9   | 70                           | -                  | -            | 7            | 14           | 49              | 1 773                         | 58                 | 69           | 413          | 693          | 540             |
| 10 to 49   | 77                           | -                  | -            | 5            | 25           | 47              | 4 696                         | 65                 | 426          | 1 259        | 1 421        | 1 525           |
| 50 or more   | 23                           | -                  | -            | -            | 16           | 7               | 2 660                         | 23                 | 20           | 588          | 1 601        | 428             |
| Mobile home or trailer, etc.                       | -                            | -                  | -            | -            | -            | -               | 8                             | -                  | -            | -            | 8            | -               |
| <b>SELECTED CHARACTERISTICS</b>                    |                              |                    |              |              |              |                 |                               |                    |              |              |              |                 |
| <b>Heating equipment</b>                           | 7 548                        | 20                 | 32           | 467          | 2 177        | 4 852           | 17 060                        | 291                | 606          | 3 232        | 6 863        | 6 068           |
| Steam or hot water system                          | 6 298                        | 12                 | 28           | 282          | 1 586        | 4 390           | 13 018                        | 219                | 292          | 2 315        | 5 112        | 5 080           |
| Central warm-air furnace or electric heat pump     | 569                          | 8                  | 4            | 116          | 291          | 150             | 1 676                         | 28                 | 132          | 511          | 722          | 283             |
| Other built-in electric units                      | 84                           | -                  | -            | 10           | 45           | 29              | 535                           | 10                 | 77           | 166          | 183          | 99              |
| Floor, wall, or pipeless furnace                   | 48                           | -                  | -            | -            | 31           | 17              | 291                           | -                  | 9            | 43           | 171          | 68              |
| Other means  | 549                          | -                  | -            | 59           | 224          | 266             | 1 540                         | 34                 | 96           | 197          | 675          | 538             |
| <b>Air conditioning</b>                            | 4 993                        | 8                  | 19           | 395          | 1 428        | 3 143           | 8 637                         | 146                | 537          | 2 081        | 3 228        | 2 645           |
| Central system                                     | 227                          | 8                  | -            | 72           | 70           | 77              | 833                           | 52                 | 71           | 262          | 337          | 111             |
| 1 or more individual room units                    | 4 766                        | -                  | 19           | 323          | 1 358        | 3 066           | 7 804                         | 94                 | 466          | 1 819        | 2 891        | 2 534           |
| <b>House heating fuel</b>                          | 7 548                        | 20                 | 32           | 467          | 2 177        | 4 852           | 17 060                        | 291                | 606          | 3 232        | 6 863        | 6 068           |
| Utility gas  | 3 311                        | 14                 | 16           | 331          | 975          | 1 975           | 6 454                         | 164                | 299          | 1 230        | 2 948        | 1 813           |
| Bottled, tank, or LP gas                           | 84                           | -                  | -            | 19           | 20           | 45              | 252                           | 6                  | 6            | 28           | 133          | 79              |
| Electricity  | 117                          | -                  | -            | 10           | 78           | 29              | 701                           | 26                 | 94           | 214          | 255          | 112             |
| Fuel oil, kerosene, etc.                           | 3 994                        | 6                  | 16           | 107          | 1 096        | 2 769           | 9 530                         | 91                 | 207          | 1 736        | 3 484        | 4 010           |
| Other  | 42                           | -                  | -            | -            | 8            | 34              | 123                           | 4                  | -            | 22           | 43           | 54              |
| <b>Income in 1979 below poverty level</b>          | 464                          | -                  | -            | 47           | 121          | 296             | 3 288                         | 89                 | 129          | 674          | 1 230        | 1 166           |
| Percent below poverty level                        | 6.1                          | -                  | -            | 9.9          | 5.5          | 6.1             | 19.2                          | 30.6               | 21.3         | 20.8         | 17.8         | 19.2            |
| <b>HOUSEHOLD INCOME IN 1979</b>                    |                              |                    |              |              |              |                 |                               |                    |              |              |              |                 |
| Less than \$5,000                                  | 595                          | -                  | -            | 64           | 134          | 397             | 3 787                         | 97                 | 160          | 865          | 1 286        | 1 379           |
| \$5,000 to \$9,999                                 | 718                          | -                  | -            | 21           | 121          | 576             | 3 331                         | 61                 | 44           | 546          | 1 574        | 1 106           |
| \$10,000 to \$12,499                               | 526                          | 6                  | -            | 17           | 154          | 349             | 1 841                         | 25                 | 63           | 294          | 754          | 705             |
| \$12,500 to \$14,999                               | 568                          | -                  | 8            | 49           | 148          | 363             | 1 542                         | -                  | 58           | 248          | 641          | 595             |
| \$15,000 to \$19,999                               | 1 160                        | -                  | -            | 32           | 393          | 735             | 2 575                         | 35                 | 81           | 474          | 1 088        | 897             |
| \$20,000 to \$24,999                               | 1 153                        | 6                  | 15           | 55           | 399          | 678             | 1 680                         | 28                 | 119          | 308          | 688          | 577             |
| \$25,000 to \$34,999                               | 1 763                        | -                  | 4            | 126          | 560          | 1 073           | 1 751                         | 26                 | 63           | 365          | 625          | 632             |
| \$35,000 to \$49,999                               | 850                          | 8                  | 5            | 85           | 215          | 537             | 479                           | 19                 | 18           | 113          | 205          | 124             |
| \$50,000 or more                                   | 254                          | -                  | -            | 26           | 79           | 149             | 141                           | -                  | -            | 29           | 40           | 72              |
| Median   | \$20 823                     | \$21 667           | \$23 542     | \$24 957     | \$21 559     | \$20 052        | \$11 963                      | \$8 355            | \$14 052     | \$11 786     | \$11 958     | \$11 980        |
| Mean   | \$22 105                     | \$26 678           | \$24 297     | \$24 038     | \$23 441     | \$21 276        | \$13 811                      | \$12 636           | \$14 486     | \$13 881     | \$13 777     | \$13 801        |

Table D—8. Units in Structure for Owner- and Renter-Occupied Housing Units: 1980

[Data are estimates based on a sample, see Introduction. For meaning of symbols, see Introduction. For definitions of terms, see appendixes A and B.]

| Irvington town                                 | Owner-occupied housing units |                              |                 |                              | Renter-occupied housing units |                              |          |               |              |                |                  |                              |
|--|------------------------------|------------------------------|-----------------|------------------------------|-------------------------------|------------------------------|----------|---------------|--------------|----------------|------------------|------------------------------|
|  | Total                        | 1 unit, detached or attached | 2 or more units | Mobile home or trailer, etc. | Total                         | 1 unit, detached or attached | 2 units  | 3 and 4 units | 5 to 9 units | 10 to 49 units | 50 or more units | Mobile home or trailer, etc. |
| Occupied housing units                         | 7 587                        | 3 431                        | 4 156           | —                            | 17 127                        | 240                          | 3 325    | 4 425         | 1 773        | 4 696          | 2 660            | 8                            |
| Condominium housing units                      | 23                           | —                            | 23              | —                            | 188                           | —                            | —        | —             | 7            | 18             | 163              | —                            |
| <b>HOUSEHOLD TYPE AND AGE OF HOUSEHOLDER</b>   |                              |                              |                 |                              |                               |                              |          |               |              |                |                  |                              |
| Married-couple families                        | 5 159                        | 2 393                        | 2 766           | —                            | 5 679                         | 72                           | 1 444    | 1 876         | 458          | 1 311          | 518              | —                            |
| 15 to 24 years                                 | 39                           | 14                           | 25              | —                            | 394                           | 10                           | 74       | 141           | 30           | 108            | 31               | —                            |
| 25 to 34 years                                 | 891                          | 473                          | 418             | —                            | 1 687                         | 10                           | 520      | 556           | 115          | 355            | 131              | —                            |
| 35 to 44 years                                 | 1 104                        | 540                          | 564             | —                            | 893                           | 15                           | 292      | 319           | 86           | 137            | 44               | —                            |
| 45 to 64 years                                 | 2 313                        | 1 038                        | 1 275           | —                            | 1 575                         | 29                           | 408      | 508           | 141          | 329            | 160              | —                            |
| 65 years and over                              | 812                          | 328                          | 484             | —                            | 1 130                         | 8                            | 150      | 352           | 86           | 382            | 152              | —                            |
| Male householder, no wife present              | 679                          | 264                          | 415             | —                            | 3 795                         | 65                           | 562      | 681           | 498          | 1 242          | 747              | —                            |
| 15 to 24 years                                 | 6                            | 6                            | —               | —                            | 528                           | 6                            | 105      | 86            | 83           | 172            | 76               | —                            |
| 25 to 34 years                                 | 97                           | 44                           | 53              | —                            | 1 110                         | 11                           | 185      | 195           | 134          | 393            | 192              | —                            |
| 35 to 44 years                                 | 153                          | 51                           | 102             | —                            | 587                           | 17                           | 90       | 91            | 90           | 167            | 132              | —                            |
| 45 to 64 years                                 | 236                          | 67                           | 169             | —                            | 869                           | 16                           | 93       | 167           | 136          | 253            | 204              | —                            |
| 65 years and over                              | 187                          | 96                           | 91              | —                            | 701                           | 15                           | 89       | 142           | 55           | 257            | 143              | —                            |
| Female householder, no husband present         | 1 749                        | 774                          | 975             | —                            | 7 653                         | 103                          | 1 319    | 1 868         | 817          | 2 143          | 1 395            | 8                            |
| 15 to 24 years                                 | 14                           | 7                            | 7               | —                            | 638                           | 8                            | 91       | 166           | 88           | 175            | 102              | 8                            |
| 25 to 34 years                                 | 153                          | 45                           | 108             | —                            | 1 873                         | 20                           | 328      | 487           | 267          | 530            | 241              | —                            |
| 35 to 44 years                                 | 288                          | 156                          | 132             | —                            | 999                           | 9                            | 235      | 316           | 121          | 194            | 124              | —                            |
| 45 to 64 years                                 | 558                          | 242                          | 316             | —                            | 1 820                         | 43                           | 438      | 474           | 205          | 451            | 209              | —                            |
| 65 years and over                              | 736                          | 324                          | 412             | —                            | 2 323                         | 23                           | 227      | 425           | 136          | 793            | 719              | —                            |
| Median age                                     | 52.7                         | 52.1                         | 53.2            | —                            | 44.3                          | 47.7                         | 40.4     | 40.8          | 40.7         | 47.5           | 52.5             | 22.5                         |
| <b>YEAR HOUSEHOLDER MOVED INTO UNIT</b>        |                              |                              |                 |                              |                               |                              |          |               |              |                |                  |                              |
| 1979 to March 1980                             | 938                          | 450                          | 488             | —                            | 4 209                         | 41                           | 946      | 894           | 505          | 1 285          | 538              | —                            |
| 1975 to 1978                                   | 1 737                        | 856                          | 881             | —                            | 6 184                         | 87                           | 1 234    | 1 761         | 658          | 1 551          | 885              | 8                            |
| 1970 to 1974                                   | 1 444                        | 520                          | 924             | —                            | 2 784                         | 21                           | 463      | 750           | 305          | 829            | 416              | —                            |
| 1960 to 1969                                   | 1 433                        | 694                          | 739             | —                            | 2 647                         | 45                           | 395      | 609           | 242          | 788            | 568              | —                            |
| 1959 or earlier                                | 2 035                        | 911                          | 1 124           | —                            | 1 303                         | 46                           | 287      | 411           | 63           | 243            | 253              | —                            |
| <b>ROOMS</b>                                   |                              |                              |                 |                              |                               |                              |          |               |              |                |                  |                              |
| 1 room   | 28                           | —                            | 28              | —                            | 1 528                         | —                            | 15       | 22            | 114          | 497            | 880              | —                            |
| 2 rooms  | 22                           | —                            | 22              | —                            | 1 151                         | —                            | 33       | 168           | 105          | 528            | 317              | —                            |
| 3 rooms  | 201                          | 17                           | 184             | —                            | 5 333                         | 18                           | 419      | 801           | 440          | 2 437          | 1 210            | 8                            |
| 4 rooms  | 751                          | 102                          | 649             | —                            | 4 274                         | 43                           | 790      | 1 541         | 634          | 1 019          | 247              | —                            |
| 5 rooms  | 2 224                        | 356                          | 1 868           | —                            | 3 569                         | 50                           | 1 474    | 1 410         | 428          | 201            | 6                | —                            |
| 6 rooms  | 2 666                        | 1 637                        | 1 029           | —                            | 1 080                         | 84                           | 479      | 456           | 47           | 14             | —                | —                            |
| 7 or more rooms                                | 1 695                        | 1 319                        | 376             | —                            | 192                           | 45                           | 115      | 27            | 5            | —              | —                | —                            |
| Median   | 5.7                          | 6.3                          | 5.1             | —                            | 3.6                           | 5.6                          | 4.8      | 4.3           | 3.9          | 3.0            | 2.6              | 3.0                          |
| <b>PLUMBING FACILITIES BY PERSONS PER ROOM</b> |                              |                              |                 |                              |                               |                              |          |               |              |                |                  |                              |
| Complete plumbing for exclusive use            | 7 410                        | 3 431                        | 3 979           | —                            | 16 550                        | 240                          | 3 175    | 4 264         | 1 684        | 4 583          | 2 596            | 8                            |
| 0.50 or less                                   | 4 174                        | 2 090                        | 2 084           | —                            | 8 285                         | 160                          | 1 668    | 2 301         | 738          | 2 399          | 1 019            | —                            |
| 0.51 to 1.00                                   | 2 890                        | 1 240                        | 1 650           | —                            | 7 378                         | 76                           | 1 389    | 1 712         | 807          | 1 964          | 1 422            | 8                            |
| 1.01 to 1.50                                   | 307                          | 90                           | 217             | —                            | 617                           | 4                            | 99       | 220           | 116          | 109            | 69               | —                            |
| 1.51 or more                                   | 39                           | 11                           | 28              | —                            | 270                           | —                            | 19       | 31            | 23           | 111            | 86               | —                            |
| Lacking complete plumbing for exclusive use    | 177                          | —                            | 177             | —                            | 577                           | —                            | 150      | 161           | 89           | 113            | 64               | —                            |
| 0.50 or less                                   | 109                          | —                            | 109             | —                            | 275                           | —                            | 74       | 64            | 31           | 65             | 41               | —                            |
| 0.51 to 1.00                                   | 47                           | —                            | 47              | —                            | 276                           | —                            | 62       | 85            | 58           | 48             | 23               | —                            |
| 1.01 to 1.50                                   | 21                           | —                            | 21              | —                            | 14                            | —                            | 14       | —             | —            | —              | —                | —                            |
| 1.51 or more                                   | —                            | —                            | —               | —                            | 12                            | —                            | —        | 12            | —            | —              | —                | —                            |
| <b>BEDROOMS</b>                                |                              |                              |                 |                              |                               |                              |          |               |              |                |                  |                              |
| None   | 34                           | —                            | 34              | —                            | 1 604                         | —                            | 15       | 22            | 143          | 544            | 880              | —                            |
| 1  | 542                          | 30                           | 512             | —                            | 7 192                         | 38                           | 618      | 1 392         | 592          | 2 995          | 1 549            | 8                            |
| 2  | 642                          | 625                          | 2 017           | —                            | 5 958                         | 59                           | 1 757    | 2 077         | 768          | 1 074          | 223              | —                            |
| 3  | 3 436                        | 2 148                        | 1 288           | —                            | 2 096                         | 103                          | 803      | 858           | 249          | 75             | 8                | —                            |
| 4  | 771                          | 526                          | 245             | —                            | 247                           | 28                           | 121      | 69            | 21           | 8              | —                | —                            |
| 5 or more                                      | 162                          | 102                          | 60              | —                            | 30                            | 12                           | 11       | 7             | —            | —              | —                | —                            |
| <b>HOUSEHOLD INCOME IN 1979</b>                |                              |                              |                 |                              |                               |                              |          |               |              |                |                  |                              |
| Less than \$5,000                              | 595                          | 219                          | 376             | —                            | 3 787                         | 30                           | 625      | 919           | 396          | 1 120          | 689              | 8                            |
| \$5,000 to \$9,999                             | 718                          | 239                          | 479             | —                            | 3 331                         | 23                           | 541      | 854           | 441          | 858            | 614              | —                            |
| \$10,000 to \$14,999                           | 526                          | 222                          | 304             | —                            | 1 841                         | 27                           | 362      | 416           | 166          | 569            | 301              | —                            |
| \$15,000 to \$19,999                           | 568                          | 272                          | 296             | —                            | 1 542                         | 6                            | 291      | 419           | 183          | 446            | 197              | —                            |
| \$20,000 to \$24,999                           | 1 160                        | 532                          | 628             | —                            | 2 575                         | 66                           | 541      | 749           | 199          | 641            | 379              | —                            |
| \$25,000 to \$34,999                           | 1 153                        | 503                          | 650             | —                            | 1 680                         | 6                            | 371      | 375           | 179          | 520            | 229              | —                            |
| \$35,000 to \$49,999                           | 1 763                        | 864                          | 899             | —                            | 1 751                         | 39                           | 475      | 469           | 155          | 453            | 160              | —                            |
| \$50,000 or more                               | 850                          | 433                          | 417             | —                            | 479                           | 27                           | 76       | 192           | 37           | 72             | 75               | —                            |
| Median   | \$20 823                     | \$22 024                     | \$19 949        | —                            | \$11 963                      | \$18 095                     | \$13 655 | \$12 640      | \$10 745     | \$11 626       | \$10 224         | \$3 750                      |
| Mean   | \$22 105                     | \$23 630                     | \$20 845        | —                            | \$13 811                      | \$20 397                     | \$15 279 | \$14 311      | \$13 057     | \$13 024       | \$12 471         | \$4 510                      |
| <b>SELECTED CHARACTERISTICS</b>                |                              |                              |                 |                              |                               |                              |          |               |              |                |                  |                              |
| Heating equipment                              | 7 548                        | 3 428                        | 4 120           | —                            | 17 060                        | 240                          | 3 301    | 4 409         | 1 763        | 4 679          | 2 660            | 8                            |
| Steam or hot water system                      | 6 298                        | 2 769                        | 3 529           | —                            | 13 018                        | 194                          | 2 491    | 3 582         | 1 321        | 3 667          | 1 755            | 8                            |
| Central warm-air furnace or electric heat pump | 569                          | 313                          | 256             | —                            | 1 676                         | 24                           | 336      | 294           | 164          | 461            | 397              | —                            |
| Other built-in electric units                  | 84                           | 66                           | 18              | —                            | 535                           | —                            | 97       | 72            | 61           | 220            | 85               | —                            |
| Floor, wall, or pipeless furnace               | 48                           | 18                           | 30              | —                            | 291                           | 3                            | 70       | 27            | 49           | 40             | 102              | —                            |
| Other means                                    | 549                          | 262                          | 287             | —                            | 1 540                         | 19                           | 307      | 434           | 168          | 291            | 321              | —                            |
| Air conditioning                               | 4 993                        | 2 335                        | 2 658           | —                            | 8 637                         | 158                          | 1 570    | 2 177         | 1 003        | 2 795          | 934              | —                            |
| Central system                                 | 227                          | 109                          | 118             | —                            | 833                           | —                            | 116      | 91            | 189          | 325            | 112              | —                            |
| Vehicles available                             | 6 513                        | 3 033                        | 3 480           | —                            | 10 973                        | 197                          | 2 486    | 2 848         | 1 071        | 2 979          | 1 392            | —                            |
| 1  | 3 273                        | 1 356                        | 1 917           | —                            | 8 161                         | 125                          | 1 631    | 1 995         | 850          | 2 373          | 1 187            | —                            |
| 2 or more                                      | 3 240                        | 1 677                        | 1 563           | —                            | 2 812                         | 72                           | 855      | 853           | 221          | 606            | 205              | —                            |
| House heating fuel                             | 7 548                        | 3 428                        | 4 120           | —                            | 17 060                        | 240                          | 3 301    | 4 409         | 1 763        | 4 679          | 2 660            | 8                            |
| Utility gas                                    | 3 311                        | 1 425                        | 1 886           | —                            | 6 454                         | 135                          | 1 669    | 1 632         | 670          | 1 390          | 950              | 8                            |
| Battled, tank, or LP gas                       | 84                           | 33                           | 51              | —                            | 252                           | 10                           | 12       | 64            | 59           | 70             | 37               | —                            |
| Electricity                                    | 117                          | 86                           | 31              | —                            | 701                           | —                            | 103      | 106           | 99           | 283            | 110              | —                            |
| Fuel oil, kerosene, etc.                       | 3 994                        | 1 866                        | 2 128           | —                            | 9 530                         | 91                           | 1 505    | 2 568         | 926          | 2 895          | 1 545            | —                            |
| Other  | 42                           | 18                           | 24              | —                            | 123                           | 4                            | 12       | 39            | 9            | 41             | 18               | —                            |
| Water heating fuel                             | 7 582                        | 3 431                        | 4 151           | —                            | 17 107                        | 240                          | 3 316    | 4 420         | 1 767        | 4 696          | 2 660            | 8                            |
| Utility gas                                    | 4 493                        | 2 046                        | 2 447           | —                            | 7 878                         | 164                          | 2 003    | 2 135         | 658          | 1 770          | 1 140            | 8                            |
| Battled, tank, or LP gas                       | 241                          | 98                           | 143             | —                            | 519                           | 21                           | 125      | 132           | 116          | 64             | 61               | —                            |
| Electricity                                    | 114                          | 45                           | 69              | —                            | 461                           | —                            | 64       | 54            | 123          | 153            | 67               | —                            |
| Fuel oil, kerosene, etc.                       | 2 722                        | 1 242                        | 1 480           | —                            | 8 098                         | 55                           | 1 117    | 2 086         | 822          | 2 654          | 1 364            | —                            |
| Other  | 12                           | —                            | 12              | —                            | 151                           | —                            | 7        | 13            | 48           | 55             | 28               | —                            |
| Family householder                             | 6 391                        | 2 938                        | 3 453           | —                            | 9 606                         | 156                          | 2 431    | 3 129         | 1 026        | 2 053          | 803              | 8                            |
| With own children under 18 years               | 2 936                        | 1 422                        | 1 514           | —                            | 4 643                         | 79                           | 1 349    | 1 568         | 623          | 758            | 258              | 8                            |
| With own children under 6 years                | 953                          | 470                          | 483             | —                            | 2 334                         | 43                           | 661      | 746           | 304          | 403            | 169              | 8                            |
| Female householder, no husband present         | 953                          | 437                          | 516             | —                            | 3 307                         | 56                           | 848      | 1 072         | 479          | 629            | 215              | 8                            |
| With own children under 18 years               | 367                          | 200                          | 167             | —                            | 2 255                         | 33                           | 546      | 780           | 384          | 396            | 108              | 8                            |
| With own children under 6 years                | 78                           | 37                           | 41              | —                            | 840                           | 11                           | 179      | 282           | 172          | 135            | 53               | 8                            |
| Nonfamily householder                          | 1 196                        | 493                          | 703             | —                            | 7 521                         | 84                           | 894      | 1 296         | 747          | 2 643          | 1 857            | —                            |
| Income in 1979 below poverty level             | 464                          | 144                          | 320             | —                            | 3 288                         | 44                           | 642      | 928           | 443          | 817            | 406              | 8                            |
| Percent below poverty level                    | 6.1                          | 4.2                          |                 |                              |                               |                              |          |               |              |                |                  |                              |



Table D—9. Owner- and Renter-Occupied Housing Units by Size of Household: 1980

[Data are estimates based on a sample, see Introduction. For meaning of symbols, see Introduction. For definitions of terms, see appendixes A and B.]

| Irvington town  | Total         | 1 person     | 2 persons    | 3 persons    | 4 persons    | 5 persons  | 6 persons  | 7 persons  | 8 or more persons | Median      | Total persons |
|---|---------------|--------------|--------------|--------------|--------------|------------|------------|------------|-------------------|-------------|---------------|
| <b>Owner-occupied housing units</b> .....                                   | <b>7 587</b>  | <b>1 110</b> | <b>2 247</b> | <b>1 403</b> | <b>1 317</b> | <b>758</b> | <b>435</b> | <b>207</b> | <b>110</b>        | <b>2.81</b> | <b>24 424</b> |
| Nonrelatives present .....  | 346           | —            | 60           | 44           | 77           | 80         | 45         | 21         | 19                | 4.40        | 1 564         |
| <b>ROOMS</b>  |               |              |              |              |              |            |            |            |                   |             |               |
| 1 to 3 rooms .....  | 251           | 139          | 63           | 19           | 19           | —          | 11         | —          | —                 | 1.40        | 498           |
| 4 rooms .....   | 751           | 173          | 293          | 167          | 79           | 22         | 6          | 5          | 6                 | 2.19        | 1 916         |
| 5 rooms .....   | 2 224         | 368          | 842          | 410          | 296          | 157        | 84         | 67         | —                 | 2.38        | 6 586         |
| 6 rooms .....   | 2 666         | 297          | 707          | 497          | 562          | 318        | 191        | 44         | 50                | 3.16        | 8 995         |
| 7 rooms .....   | 1 183         | 111          | 229          | 253          | 229          | 144        | 117        | 72         | 28                | 3.49        | 4 410         |
| 8 or more rooms .....   | 512           | 22           | 113          | 57           | 122          | 117        | 26         | 19         | 26                | 3.98        | 2 019         |
| Median .....  | 5.7           | 5.2          | 5.4          | 5.7          | 6.0          | 6.1        | 6.1        | 6.2        | 6.5               | ...         | ...           |
| <b>PLUMBING FACILITIES BY PERSONS PER ROOM</b>                              |               |              |              |              |              |            |            |            |                   |             |               |
| <b>Complete plumbing for exclusive use</b> .....                            | <b>7 410</b>  | <b>1 104</b> | <b>2 166</b> | <b>1 367</b> | <b>1 290</b> | <b>758</b> | <b>421</b> | <b>199</b> | <b>105</b>        | <b>2.82</b> | <b>23 841</b> |
| 1.00 or less .....  | 7 064         | 1 104        | 2 166        | 1 355        | 1 271        | 736        | 328        | 91         | 13                | 2.69        | 21 499        |
| 1.01 to 1.50 .....  | 307           | —            | —            | —            | 19           | 22         | 82         | 103        | 81                | 6.80        | 2 096         |
| 1.51 or more .....  | 39            | —            | —            | 12           | —            | —          | —          | —          | 11                | 6.18        | 246           |
| <b>Lacking complete plumbing for exclusive use</b> .....                    | <b>177</b>    | <b>6</b>     | <b>81</b>    | <b>36</b>    | <b>27</b>    | <b>—</b>   | <b>11</b>  | <b>8</b>   | <b>5</b>          | <b>2.54</b> | <b>583</b>    |
| 1.00 or less .....  | 156           | 6            | 81           | 36           | 27           | —          | 8          | —          | —                 | 2.39        | 421           |
| 1.01 to 1.50 .....  | 21            | —            | —            | —            | —            | —          | 6          | 8          | 5                 | 6.81        | 162           |
| 1.51 or more .....  | —             | —            | —            | —            | —            | —          | —          | —          | —                 | —           | —             |
| <b>UNITS IN STRUCTURE</b>   |               |              |              |              |              |            |            |            |                   |             |               |
| 1, detached or attached .....   | 3 431         | 418          | 927          | 662          | 645          | 408        | 227        | 92         | 52                | 3.06        | 11 371        |
| 2 or more .....   | 4 156         | 692          | 1 320        | 741          | 672          | 350        | 208        | 115        | 58                | 2.59        | 13 053        |
| Mobile home or trailer, etc. ....   | —             | —            | —            | —            | —            | —          | —          | —          | —                 | —           | —             |
| <b>VALUE</b>  |               |              |              |              |              |            |            |            |                   |             |               |
| <b>Specified owner-occupied housing units</b> .....                         | <b>3 282</b>  | <b>396</b>   | <b>901</b>   | <b>614</b>   | <b>624</b>   | <b>399</b> | <b>221</b> | <b>85</b>  | <b>42</b>         | <b>3.06</b> | <b>10 835</b> |
| Less than \$10,000 .....  | —             | —            | —            | —            | —            | —          | —          | —          | —                 | —           | —             |
| \$10,000 to \$19,999 .....  | 132           | 47           | 33           | 14           | 28           | 10         | —          | —          | —                 | 2.08        | 346           |
| \$20,000 to \$29,999 .....  | 642           | 100          | 177          | 127          | 89           | 60         | 41         | 27         | 21                | 2.85        | 2 212         |
| \$30,000 to \$39,999 .....  | 1 345         | 186          | 396          | 254          | 247          | 138        | 78         | 30         | 16                | 2.86        | 4 161         |
| \$40,000 to \$49,999 .....  | 823           | 42           | 176          | 162          | 215          | 146        | 67         | 10         | 5                 | 3.65        | 2 861         |
| \$50,000 to \$59,999 .....  | 242           | 8            | 85           | 36           | 45           | 28         | 32         | 8          | —                 | 3.28        | 927           |
| \$60,000 to \$79,999 .....  | 98            | 13           | 34           | 21           | —            | 17         | 3          | 10         | —                 | 2.60        | 328           |
| \$80,000 to \$99,999 .....  | —             | —            | —            | —            | —            | —          | —          | —          | —                 | —           | —             |
| \$100,000 to \$149,999 .....  | —             | —            | —            | —            | —            | —          | —          | —          | —                 | —           | —             |
| \$150,000 or more .....   | —             | —            | —            | —            | —            | —          | —          | —          | —                 | —           | —             |
| Median .....  | \$36 700      | \$32 200     | \$36 200     | \$36 600     | \$38 300     | \$39 300   | \$39 300   | \$36 500   | \$30 000          | ...         | ...           |
| <b>SELECTED CHARACTERISTICS</b>   |               |              |              |              |              |            |            |            |                   |             |               |
| <b>All income levels in 1979</b> .....                                      | <b>7 587</b>  | <b>1 110</b> | <b>2 247</b> | <b>1 403</b> | <b>1 317</b> | <b>758</b> | <b>435</b> | <b>207</b> | <b>110</b>        | <b>2.81</b> | <b>24 424</b> |
| Median income .....   | \$20 823      | \$7 883      | \$16 979     | \$25 356     | \$24 827     | \$26 096   | \$24 805   | \$28 363   | \$32 692          | ...         | ...           |
| Median selected monthly owner costs as percentage of household income ..... | 22.2          | 34.2         | 19.8         | 18.3         | 23.8         | 20.9       | 19.6       | 15.4       | 15.0              | ...         | ...           |
| With a mortgage .....   | 24.9          | 33.5         | 29.0         | 22.9         | 25.0         | 23.5       | 21.7       | 26.1       | 15.0              | ...         | ...           |
| Not mortgaged .....   | 15.6          | 34.9         | 15.9         | 12.9         | 10.3         | 11.3       | 10         | 10         | —                 | ...         | ...           |
| <b>Income in 1979 below poverty level</b> .....                             | <b>464</b>    | <b>197</b>   | <b>105</b>   | <b>54</b>    | <b>50</b>    | <b>25</b>  | <b>15</b>  | <b>8</b>   | <b>10</b>         | <b>1.83</b> | <b>...</b>    |
| Median income .....   | \$2 585       | \$2500—      | \$2500—      | \$2500—      | \$2 955      | \$3 472    | \$8 750    | \$3 750    | \$9 583           | ...         | ...           |
| Median selected monthly owner costs as percentage of household income ..... | 50+           | 50+          | 50+          | 50+          | 50+          | 50+        | 50+        | —          | —                 | ...         | ...           |
| With a mortgage .....   | 50+           | —            | 50+          | 50+          | 50+          | 50+        | 50+        | —          | —                 | ...         | ...           |
| Not mortgaged .....   | 50+           | 50+          | 50+          | —            | —            | —          | —          | —          | —                 | ...         | ...           |
| <b>Renter-occupied housing units</b> .....                                  | <b>17 127</b> | <b>6 800</b> | <b>4 964</b> | <b>2 604</b> | <b>1 548</b> | <b>701</b> | <b>279</b> | <b>177</b> | <b>54</b>         | <b>1.86</b> | <b>36 971</b> |
| Nonrelatives present .....  | 1 236         | —            | 614          | 291          | 118          | 126        | 56         | 26         | 5                 | 2.51        | 3 763         |
| <b>ROOMS</b>  |               |              |              |              |              |            |            |            |                   |             |               |
| 1 room .....  | 1 528         | 1 400        | 120          | —            | 8            | —          | —          | —          | —                 | 1.05        | 1 543         |
| 2 rooms .....   | 1 151         | 764          | 280          | 44           | 55           | —          | 8          | —          | —                 | 1.25        | 1 693         |
| 3 rooms .....   | 5 333         | 3 667        | 1 727        | 387          | 123          | 18         | 11         | —          | —                 | 1.37        | 8 284         |
| 4 rooms .....   | 4 274         | 1 028        | 1 607        | 988          | 413          | 167        | 41         | 30         | —                 | 2.19        | 10 050        |
| 5 rooms .....   | 3 569         | 442          | 987          | 874          | 680          | 360        | 122        | 72         | 32                | 2.91        | 10 779        |
| 6 rooms .....   | 1 080         | 93           | 213          | 277          | 229          | 123        | 83         | 47         | 15                | 3.34        | 3 761         |
| 7 or more rooms .....   | 192           | 6            | 30           | 34           | 40           | 33         | 14         | 28         | 7                 | 4.15        | 861           |
| Median .....  | 3.6           | 2.9          | 3.7          | 4.4          | 4.8          | 5.0        | 5.2        | 5.3        | 5.3               | ...         | ...           |
| <b>PLUMBING FACILITIES BY PERSONS PER ROOM</b>                              |               |              |              |              |              |            |            |            |                   |             |               |
| <b>Complete plumbing for exclusive use</b> .....                            | <b>16 550</b> | <b>6 577</b> | <b>4 839</b> | <b>2 492</b> | <b>1 514</b> | <b>644</b> | <b>258</b> | <b>177</b> | <b>49</b>         | <b>1.85</b> | <b>35 667</b> |
| 1.00 or less .....  | 15 663        | 6 577        | 4 719        | 2 448        | 1 328        | 467        | 89         | 28         | 7                 | 1.77        | 31 599        |
| 1.01 to 1.50 .....  | 617           | —            | —            | 44           | 123          | 159        | 157        | 119        | 15                | 5.39        | 3 169         |
| 1.51 or more .....  | 270           | —            | 120          | —            | 63           | 18         | 12         | 30         | 27                | 3.74        | 899           |
| <b>Lacking complete plumbing for exclusive use</b> .....                    | <b>577</b>    | <b>223</b>   | <b>125</b>   | <b>112</b>   | <b>34</b>    | <b>57</b>  | <b>21</b>  | <b>—</b>   | <b>5</b>          | <b>2.02</b> | <b>1 304</b>  |
| 1.00 or less .....  | 551           | 223          | 125          | 112          | 34           | 49         | 8          | —          | —                 | 1.92        | 1 162         |
| 1.01 to 1.50 .....  | 14            | —            | —            | —            | —            | 8          | 6          | —          | —                 | 5.38        | 67            |
| 1.51 or more .....  | 12            | —            | —            | —            | —            | —          | 7          | —          | 5                 | 6.36        | 75            |
| <b>UNITS IN STRUCTURE</b>   |               |              |              |              |              |            |            |            |                   |             |               |
| 1, detached or attached .....   | 240           | 61           | 43           | 61           | 37           | 26         | —          | 8          | 4                 | 2.76        | 703           |
| 2 .....   | 3 325         | 756          | 932          | 743          | 524          | 236        | 87         | 38         | 9                 | 2.47        | 8 847         |
| 3 and 4 .....   | 4 425         | 1 159        | 1 397        | 849          | 505          | 262        | 148        | 64         | 41                | 2.25        | 11 518        |
| 5 to 9 .....  | 1 773         | 588          | 533          | 305          | 157          | 119        | 30         | 41         | —                 | 2.06        | 4 014         |
| 10 to 49 .....  | 4 696         | 2 431        | 1 450        | 489          | 256          | 44         | —          | 26         | —                 | 1.47        | 8 016         |
| 50 or more .....  | 2 660         | 1 805        | 601          | 157          | 69           | 14         | 14         | —          | —                 | 1.24        | 3 846         |
| Mobile home or trailer, etc. ....   | 8             | —            | 8            | —            | —            | —          | —          | —          | —                 | 2.00        | 27            |
| <b>GROSS RENT</b>   |               |              |              |              |              |            |            |            |                   |             |               |
| <b>Specified renter-occupied housing units</b> .....                        | <b>17 111</b> | <b>6 800</b> | <b>4 964</b> | <b>2 594</b> | <b>1 542</b> | <b>701</b> | <b>279</b> | <b>177</b> | <b>54</b>         | <b>1.85</b> | <b>36 931</b> |
| Less than \$100 .....   | 505           | 462          | 30           | —            | 7            | 6          | —          | —          | —                 | 1.05        | 601           |
| \$100 to \$149 .....  | 466           | 275          | 146          | 31           | 10           | —          | —          | —          | —                 | 1.35        | 652           |
| \$150 to \$199 .....  | 1 903         | 1 337        | 361          | 99           | 81           | 19         | 6          | —          | —                 | 1.21        | 2 668         |
| \$200 to \$249 .....  | 4 360         | 2 184        | 1 345        | 486          | 180          | 103        | 12         | 39         | 11                | 1.50        | 8 022         |
| \$250 to \$299 .....  | 4 590         | 1 487        | 1 503        | 788          | 471          | 214        | 78         | 49         | —                 | 2.04        | 10 492        |
| \$300 to \$349 .....  | 2 814         | 615          | 912          | 549          | 425          | 171        | 85         | 41         | 16                | 2.37        | 7 252         |
| \$350 to \$399 .....  | 1 333         | 185          | 379          | 348          | 210          | 113        | 54         | 26         | 18                | 2.79        | 3 942         |
| \$400 to \$499 .....  | 828           | 161          | 213          | 230          | 136          | 53         | 29         | 6          | —                 | 2.67        | 2 342         |
| \$500 or more .....   | 98            | 15           | 25           | 25           | 6            | 12         | 11         | 5          | 9                 | 3.26        | 431           |
| No cash rent .....  | 214           | 79           | 60           | 38           | 16           | 10         | —          | 11         | —                 | 1.97        | 529           |
| Median .....  | \$263         | \$228        | \$269        | \$292        | \$302        | \$301      | \$323      | \$294      | \$350             | ...         | ...           |
| <b>SELECTED CHARACTERISTICS</b>   |               |              |              |              |              |            |            |            |                   |             |               |
| <b>All income levels in 1979</b> .....                                      | <b>17 127</b> | <b>6 800</b> | <b>4 964</b> | <b>2 604</b> | <b>1 548</b> | <b>701</b> | <b>279</b> | <b>177</b> | <b>54</b>         | <b>1.86</b> | <b>36 971</b> |
| Median income .....   | \$11 963      | \$8 359      | \$14 923     | \$14 333     | \$16 944     | \$14 979   | \$14 779   | \$17 443   | \$16 944          | ...         | ...           |
| Median gross rent as percentage of household income .....                   | 25.5          | 29.4         | 22.3         | 24.0         | 21.7         | 22.9       | 26.3       | 18.1       | 26.1              | ...         | ...           |
| <b>Income in 1979 below poverty level</b> .....                             | <b>3 288</b>  | <b>1 402</b> | <b>646</b>   | <b>520</b>   | <b>325</b>   | <b>233</b> | <b>107</b> | <b>49</b>  | <b>6</b>          | <b>1.87</b> | <b>...</b>    |
| Median income .....   | \$2 993       | \$2 609      | \$3 014      | \$3 229      | \$3 415      | \$4 625    | \$6 042    | \$5 750    | \$2500—           | ...         | ...           |
| Median gross rent as percentage of household income .....                   | 50+           | 50+          | 50+          | 50+          | 50+          | 50+        | 50+        | 49.2       | 50+               | ...         | ...           |

Table D—10. Household Composition and Age of Householder for Owner- and Renter-Occupied Housing Units: 1980

(Data are estimates based on a sample, see Introduction. For meaning of symbols, see Introduction. For definitions of terms, see appendices A and B.)

| Irvington town   | Married-couple families |       |                |       |                | Male householder, no wife present |                |       |                |       | Female householder, no husband present |       |                |       |                | Median age |                |  |                |  |                   |  |  |
|--|-------------------------|-------|----------------|-------|----------------|-----------------------------------|----------------|-------|----------------|-------|--|-------|----------------|-------|----------------|------------|----------------|--|----------------|--|-------------------|--|--|
|  | Total                   |       | 15 to 24 years |       | 25 to 34 years |                                   | 35 to 44 years |       | 45 to 64 years |       | 65 years and over                      |       | 15 to 24 years |       | 25 to 34 years |            | 35 to 44 years |  | 45 to 64 years |  | 65 years and over |  |  |
|  |                         |       |                |       |                |                                   |                |       |                |       |  |       |                |       |                |            |                |  |                |  |                   |  |  |
| Owner-occupied housing units   | 7 587                   | 39    | 891            | 1 104 | 2 313          | 812                               | 6              | 97    | 153            | 236   | 187                                    | 14    | 153            | 288   | 558            | 736        | 52.7           |  |                |  |                   |  |  |
| PERSONS IN UNIT  |                         |       |                |       |                |                                   |                |       |                |       |  |       |                |       |                |            |                |  |                |  |                   |  |  |
| 1 person   | 1 110                   | —     | —              | —     | 758            | 585                               | —              | —     | —              | —     | —                                      | —     | —              | —     | —              | —          | 67.1           |  |                |  |                   |  |  |
| 2 persons  | 2 247                   | 21    | 122            | 121   | 1 247          | 1 148                             | 6              | 46    | 103            | 79    | 132                                    | 7     | 21             | 61    | 187            | 474        | 60.2           |  |                |  |                   |  |  |
| 3 persons  | 1 403                   | —     | 178            | 140   | 965            | 148                               | —              | 90    | 14             | 96    | 38                                     | 7     | 42             | 92    | 135            | 190        | 55.0           |  |                |  |                   |  |  |
| 4 persons  | 1 317                   | —     | 286            | 319   | 665            | 6                                 | —              | 19    | —              | 20    | 6                                      | —     | 29             | 51    | 107            | 61         | 43.2           |  |                |  |                   |  |  |
| 5 persons  | 758                     | —     | 159            | 232   | 373            | 11                                | —              | —     | —              | 30    | 5                                      | —     | —              | 10    | 33             | —          | 42.9           |  |                |  |                   |  |  |
| 6 or more persons  | 732                     | 3     | 146            | 232   | 342            | 1                                 | —              | 16    | —              | —     | —                                      | —     | 37             | 23    | 25             | 11         | 41.6           |  |                |  |                   |  |  |
| Median   | 2.81                    | 2.13  | 4.01           | 4.27  | 3.42           | 2.19                              | 2.00           | 1.43  | 1.24           | 1.91  | 1.26                                   | 1.50  | 2.97           | 2.40  | 2.18           | 1.28       | 41.6           |  |                |  |                   |  |  |
| Total persons  | 24 424                  | 1.28  | 3 362          | 4 744 | 8 427          | 2 144                             | 13             | 222   | 256            | 535   | 307                                    | 22    | 575            | 816   | 1 511          | 1 162      | ...            |  |                |  |                   |  |  |
| PLUMBING FACILITIES BY PERSONS PER ROOM  |                         |       |                |       |                |                                   |                |       |                |       |  |       |                |       |                |            |                |  |                |  |                   |  |  |
| Complete plumbing for exclusive use  | 7 410                   | 9     | 869            | 1 074 | 2 264          | 780                               | 6              | 97    | 153            | 223   | 180                                    | 14    | 153            | 288   | 534            | 736        | 52.7           |  |                |  |                   |  |  |
| 1.01 or more persons per room  | 346                     | 5     | 67             | 94    | 122            | 6                                 | —              | —     | 8              | —     | —                                      | —     | 4              | 20    | 20             | —          | 43.2           |  |                |  |                   |  |  |
| Lacking complete plumbing for exclusive use  | 177                     | —     | 22             | 30    | 49             | 32                                | —              | —     | —              | 13    | 7                                      | —     | —              | —     | 24             | —          | 55.2           |  |                |  |                   |  |  |
| 1.01 or more persons per room  | 21                      | —     | 8              | 8     | 5              | —                                 | —              | —     | —              | —     | —                                      | —     | —              | —     | —              | —          | 41.6           |  |                |  |                   |  |  |
| MORTGAGE STATUS AND SELECTED MONTHLY OWNER COSTS AS PERCENTAGE OF HOUSEHOLD INCOME IN 1979 |                         |       |                |       |                |                                   |                |       |                |       |  |       |                |       |                |            |                |  |                |  |                   |  |  |
| Specified owner-occupied housing units   | 3 282                   | 14    | 459            | 527   | 981            | 308                               | 6              | 44    | 39             | 62    | 90                                     | 7     | 40             | 145   | 242            | 318        | 52.0           |  |                |  |                   |  |  |
| With a mortgage  | 2 055                   | 14    | 429            | 494   | 629            | 65                                | —              | 38    | 24             | 31    | 24                                     | —     | 34             | 136   | 103            | 27         | 42.4           |  |                |  |                   |  |  |
| Less than 15 percent   | 318                     | 5     | 42             | 60    | 173            | 11                                | —              | 14    | —              | 13    | 7                                      | —     | —              | 6     | 5              | —          | 47.8           |  |                |  |                   |  |  |
| 15 to 19 percent   | 15                      | —     | 74             | 146   | 139            | 11                                | —              | —     | —              | 5     | —                                      | —     | —              | 17    | 10             | —          | 42.5           |  |                |  |                   |  |  |
| 20 to 24 percent   | 409                     | —     | 95             | 91    | 293            | 73                                | —              | 6     | 8              | 7     | —                                      | —     | —              | —     | —              | —          | 48.1           |  |                |  |                   |  |  |
| 25 to 29 percent   | 305                     | —     | 64             | 68    | 100            | 20                                | —              | 6     | 6              | 6     | —                                      | —     | —              | 17    | 15             | —          | 38.6           |  |                |  |                   |  |  |
| 30 to 34 percent   | 222                     | —     | 31             | 48    | 222            | 42                                | —              | 7     | 42             | —     | 10                                     | —     | 10             | 37    | —              | —          | 44.1           |  |                |  |                   |  |  |
| 35 percent or more   | 485                     | 9     | 93             | 68    | 102            | 30                                | —              | 11    | —              | 6     | —                                      | —     | 24             | 59    | 61             | —          | 37.1           |  |                |  |                   |  |  |
| Not computed   | 23                      | —     | —              | 13    | —              | —                                 | —              | —     | 10             | —     | —                                      | —     | —              | —     | —              | —          | 43.3           |  |                |  |                   |  |  |
| Median   | 24.9                    | 42.2  | 25.3           | 21.9  | 20.2           | 29.4                              | —              | 29.2  | 25.6           | 17.5  | 28.6                                   | 32.5  | 50+            | 33.8  | 38.2           | 47.1       | 39.4           |  |                |  |                   |  |  |
| Not mortgaged  | 1 227                   | —     | 30             | 33    | 352            | 243                               | 6              | 6     | 15             | 31    | 66                                     | —     | —              | 9     | 139            | 291        | ...            |  |                |  |                   |  |  |
| Less than 10 percent   | 286                     | —     | 10             | 159   | 40             | 40                                | —              | 8     | —              | 7     | —                                      | —     | 6              | 35    | 21             | 59.2       | 59.2           |  |                |  |                   |  |  |
| 10 to 14 percent   | 299                     | —     | 24             | 10    | 127            | 55                                | —              | 6     | —              | 6     | —                                      | —     | —              | 27    | 43             | 61.4       | 61.4           |  |                |  |                   |  |  |
| 15 to 19 percent   | 158                     | —     | 6              | 5     | 31             | 21                                | —              | 6     | —              | 17    | 15                                     | —     | —              | —     | 21             | 17         | 62.5           |  |                |  |                   |  |  |
| 20 to 24 percent   | 49                      | —     | —              | —     | —              | —                                 | —              | —     | —              | —     | —                                      | —     | —              | —     | —              | —          | 68.8           |  |                |  |                   |  |  |
| 25 to 29 percent   | 132                     | —     | —              | —     | 25             | 28                                | —              | —     | 7              | —     | 26                                     | —     | —              | 20    | 8              | 8          | 71.8           |  |                |  |                   |  |  |
| 30 to 34 percent   | 61                      | —     | —              | —     | —              | 15                                | —              | —     | —              | —     | —                                      | —     | —              | 15    | 15             | 31         | 73.7           |  |                |  |                   |  |  |
| 35 percent or more   | 222                     | —     | —              | 8     | 10             | 44                                | —              | —     | —              | —     | 19                                     | —     | —              | 9     | —              | 132        | 74.6           |  |                |  |                   |  |  |
| Not computed   | 20                      | —     | —              | —     | 6              | —                                 | —              | —     | —              | —     | —                                      | —     | —              | 7     | —              | —          | 76.2           |  |                |  |                   |  |  |
| Median   | 15.6                    | —     | 13.1           | 13.2  | 10.7           | 18.5                              | 17.5           | 17.5  | 10—            | 15.4  | 27.3                                   | —     | 10—            | 45.0  | 16.0           | 33.4       | ...            |  |                |  |                   |  |  |
| Renter-occupied housing units  | 17 127                  | 394   | 1 687          | 893   | 1 575          | 1 130                             | 528            | 1 110 | 587            | 869   | 701                                    | 638   | 1 873          | 999   | 1 820          | 2 323      | 44.3           |  |                |  |                   |  |  |
| PERSONS IN UNIT  |                         |       |                |       |                |                                   |                |       |                |       |  |       |                |       |                |            |                |  |                |  |                   |  |  |
| 1 person   | 6 800                   | —     | —              | —     | —              | —                                 | 398            | 742   | 394            | 635   | 569                                    | 275   | 653            | 236   | 867            | 2 031      | 55.1           |  |                |  |                   |  |  |
| 2 persons  | 4 964                   | 174   | 538            | 226   | 741            | 979                               | 97             | 284   | 118            | 171   | 91                                     | 101   | 154            | 154   | 228            | 228        | 49.5           |  |                |  |                   |  |  |
| 3 persons  | 2 604                   | 112   | 314            | 189   | 467            | 116                               | 27             | 56    | 33             | 29    | 29                                     | 100   | 379            | 232   | 286            | 45         | 36.8           |  |                |  |                   |  |  |
| 4 persons  | 1 548                   | 42    | 362            | 293   | 283            | 42                                | 8              | 25    | 26             | 13    | 4                                      | 51    | 182            | 179   | 19             | —          | 36.5           |  |                |  |                   |  |  |
| 5 persons  | 701                     | —     | 157            | 71    | 20             | 6                                 | —              | 23    | 16             | —     | —                                      | 4     | 190            | 96    | 52             | —          | 34.8           |  |                |  |                   |  |  |
| 6 or more persons  | 510                     | 12    | 116            | 114   | 54             | —                                 | —              | —     | —              | —     | —                                      | —     | 79             | 102   | —              | —          | 36.4           |  |                |  |                   |  |  |
| Median   | 3.66                    | 2.69  | 3.09           | 3.61  | 2.60           | 2.08                              | 1.16           | 1.25  | 1.24           | 1.18  | 1.12                                   | 1.73  | 2.12           | 2.97  | 1.58           | 1.07       | ...            |  |                |  |                   |  |  |
| Total persons  | 36 971                  | 1 173 | 5 699          | 3 188 | 4 422          | 2 406                             | 728            | 1 786 | 861            | 1 133 | 872                                    | 1 343 | 4 336          | 2 985 | 3 364          | 2 645      | ...            |  |                |  |                   |  |  |
| PLUMBING FACILITIES BY PERSONS PER ROOM  |                         |       |                |       |                |                                   |                |       |                |       |  |       |                |       |                |            |                |  |                |  |                   |  |  |
| Complete plumbing for exclusive use  | 16 550                  | 375   | 1 646          | 824   | 1 532          | 1 106                             | 492            | 1 069 | 581            | 837   | 693                                    | 620   | 1 829          | 939   | 1 752          | 2 255      | 44.4           |  |                |  |                   |  |  |
| 1.01 or more persons per room  | 887                     | 18    | 217            | 122   | 48             | 24                                | —              | 34    | 7              | 15    | 16                                     | 25    | 208            | 109   | 16             | —          | 33.2           |  |                |  |                   |  |  |
| Lacking complete plumbing for exclusive use  | 577                     | 19    | 41             | 69    | 43             | 24                                | 36             | 41    | 6              | 32    | 8                                      | 18    | 44             | 60    | 68             | —          | 42.2           |  |                |  |                   |  |  |
| 1.01 or more persons per room  | 26                      | —     | 13             | 7     | —              | —                                 | —              | —     | —              | —     | —                                      | —     | —              | 6     | —              | —          | 35.0           |  |                |  |                   |  |  |
| GROSS RENT AS PERCENTAGE OF HOUSEHOLD INCOME IN 1979                                       |                         |       |                |       |                |                                   |                |       |                |       |  |       |                |       |                |            |                |  |                |  |                   |  |  |
| Specified renter-occupied housing units  | 17 111                  | 394   | 1 687          | 893   | 1 575          | 1 130                             | 528            | 1 110 | 587            | 869   | 701                                    | 638   | 1 873          | 993   | 1 820          | 2 313      | 44.2           |  |                |  |                   |  |  |
| Less than 15 percent   | 3 109                   | 15    | 500            | 304   | 649            | 152                               | 27             | 224   | 217            | 319   | 106                                    | 32    | 106            | 72    | 234            | 82         | 44.7           |  |                |  |                   |  |  |
| 15 to 19 percent   | 2 283                   | —     | 382            | 153   | 320            | 113                               | 116            | 188   | 115            | 188   | 71                                     | 53    | 262            | 117   | 299            | 114        | 38.5           |  |                |  |                   |  |  |
| 20 to 24 percent   | 1 651                   | —     | 267            | 127   | 236            | 93                                | 109            | 180   | 74             | 97    | 58                                     | 66    | 191            | 208   | 268            | 42.8       |                |  |                |  |                   |  |  |
| 25 to 29 percent   | 1 030                   | —     | 168            | 90    | 102            | 41                                | 122            | 43    | 55             | 58    | 26                                     | 71    | 175            | 86    | 201            | 268        | 39.2           |  |                |  |                   |  |  |
| 30 to 34 percent   | 922                     | —     | 51             | 47    | 39             | 108                               | 47             | 53    | 26             | 26    | 35                                     | 51    | 175            | 80    | 161            | 116        | 42.2           |  |                |  |                   |  |  |
| 35 to 49 percent   | 1 922                   | —     | 143            | 54    | 176            | 54                                | 55             | 51    | 38             | 27    | 121                                    | 108   | 213            | 141   | 236            | 399        | 50.0           |  |                |  |                   |  |  |
| 50 percent or more   | 3 795                   | 70    | 152            | 94    | 122            | 245                               | 93             | 127   | 74             | 102   | 237                                    | 223   | 594            | 289   | 449            | 924        | 49.0           |  |                |  |                   |  |  |
| Not computed   | 640                     | —     | 24             | 24    | 53             | 41                                | 40             | 38    | 55             | 55    | 35                                     | 34    | 80             | 42    | 32             | 142        | 50.7           |  |                |  |                   |  |  |
| Median   | 25.5                    | 21.0  | 19.3           | 19.3  | 16.7           | 29.2                              | 24.6           | 21.0  | 18.3           | 17.3  | 39.3                                   | 38.0  | 32.4           | 32.2  | 28.8           | 44.0       | ...            |  |                |  |                   |  |  |



e D-11. Age and Sex of Householder in One-Person Households for Owner- and Renter-Occupied Housing Units: 1980

[Data are estimates based on a sample, see Introduction. For meaning of symbols, see Introduction. For definitions of terms, see appendixes A and B]

Irvington town

|   | Total        | Male householder |                |                |                |                | Female householder |              |                |                |                |                |                   |
|---|--------------|------------------|----------------|----------------|----------------|----------------|--------------------|--------------|----------------|----------------|----------------|----------------|-------------------|
|   |              | Total            | 15 to 24 years | 25 to 34 years | 35 to 44 years | 45 to 64 years | 65 years and over  | Total        | 15 to 24 years | 25 to 34 years | 35 to 44 years | 45 to 64 years | 65 years and over |
| <b>Owner-occupied housing units</b> .....   | <b>1 110</b> | <b>360</b>       | —              | <b>46</b>      | <b>103</b>     | <b>79</b>      | <b>132</b>         | <b>750</b>   | <b>7</b>       | <b>21</b>      | <b>61</b>      | <b>187</b>     | <b>474</b>        |
| <b>PLUMBING FACILITIES</b>  |              |                  |                |                |                |                |                    |              |                |                |                |                |                   |
| Complete plumbing for exclusive use .....   | 1 104        | 360              | —              | 46             | 103            | 79             | 132                | 744          | 7              | 21             | 61             | 181            | 474               |
| Lacking complete plumbing for exclusive use .....                                   | 6            | —                | —              | —              | —              | —              | —                  | 6            | —              | —              | —              | 6              | —                 |
| <b>UNITS IN STRUCTURE</b>   |              |                  |                |                |                |                |                    |              |                |                |                |                |                   |
| 1, detached or attached .....   | 418          | 121              | —              | 13             | 31             | 10             | 67                 | 297          | —              | —              | 30             | 75             | 192               |
| 2 or more .....   | 692          | 239              | —              | 33             | 72             | 69             | 65                 | 453          | 7              | 21             | 31             | 112            | 282               |
| Mobile home or trailer, etc. ....   | —            | —                | —              | —              | —              | —              | —                  | —            | —              | —              | —              | —              | —                 |
| <b>HOUSEHOLD INCOME IN 1979</b>   |              |                  |                |                |                |                |                    |              |                |                |                |                |                   |
| Less than \$5,000 .....   | 367          | 77               | —              | 7              | 18             | 8              | 44                 | 290          | —              | 7              | 8              | 62             | 213               |
| \$5,000 to \$9,999 .....  | 271          | 41               | —              | —              | —              | 8              | 33                 | 230          | 7              | —              | 5              | 33             | 185               |
| \$10,000 to \$14,999 .....  | 111          | 45               | —              | 15             | 12             | —              | 18                 | 66           | —              | —              | 8              | 31             | 27                |
| \$15,000 to \$19,999 .....  | 74           | 29               | —              | 7              | —              | 6              | 16                 | 45           | —              | —              | —              | 38             | 7                 |
| \$20,000 to \$24,999 .....  | 128          | 62               | —              | 6              | 21             | 20             | 15                 | 66           | —              | 7              | 40             | 10             | 9                 |
| \$25,000 to \$29,999 .....  | 88           | 56               | —              | 11             | 29             | 10             | 6                  | 32           | —              | 7              | —              | 13             | 12                |
| \$30,000 to \$34,999 .....  | 37           | 24               | —              | —              | 15             | 9              | —                  | 13           | —              | —              | —              | —              | 13                |
| \$35,000 to \$49,999 .....  | 34           | 26               | —              | —              | 8              | 18             | —                  | 8            | —              | —              | —              | —              | 8                 |
| \$50,000 or more .....  | —            | —                | —              | —              | —              | —              | —                  | —            | —              | —              | —              | —              | —                 |
| Median .....  | \$7 883      | \$13 966         | —              | \$12 857       | \$20 043       | \$18 958       | \$8 942            | \$6 345      | \$6 250        | \$18 750       | \$15 594       | \$9 856        | \$5 417           |
| Mean .....  | \$10 466     | \$14 714         | —              | \$13 782       | \$17 776       | \$20 538       | \$9 165            | \$8 426      | \$5 105        | \$13 533       | \$13 273       | \$9 353        | \$7 260           |
| <b>MORTGAGE STATUS AND SELECTED MONTHLY OWNER COSTS</b>                             |              |                  |                |                |                |                |                    |              |                |                |                |                |                   |
| <b>Specified owner-occupied housing units</b> .....                                 | <b>396</b>   | <b>110</b>       | —              | <b>13</b>      | <b>25</b>      | <b>5</b>       | <b>67</b>          | <b>286</b>   | —              | —              | <b>19</b>      | <b>75</b>      | <b>192</b>        |
| <b>With a mortgage</b> .....  | <b>102</b>   | <b>40</b>        | —              | <b>13</b>      | <b>10</b>      | —              | <b>17</b>          | <b>62</b>    | —              | —              | <b>19</b>      | <b>27</b>      | <b>16</b>         |
| Less than \$200 .....   | 8            | —                | —              | —              | —              | —              | —                  | 8            | —              | —              | —              | 8              | —                 |
| \$200 to \$249 .....  | —            | —                | —              | —              | —              | —              | —                  | —            | —              | —              | —              | —              | —                 |
| \$250 to \$299 .....  | 15           | —                | —              | —              | —              | —              | —                  | 15           | —              | —              | —              | 5              | 10                |
| \$300 to \$349 .....  | 22           | 10               | —              | —              | 10             | —              | —                  | 12           | —              | —              | —              | 6              | 6                 |
| \$350 to \$399 .....  | 37           | 24               | —              | 7              | —              | —              | 17                 | 13           | —              | —              | 5              | 8              | —                 |
| \$400 to \$499 .....  | 20           | 6                | —              | 6              | —              | —              | —                  | 14           | —              | —              | 14             | —              | —                 |
| \$500 to \$599 .....  | —            | —                | —              | —              | —              | —              | —                  | —            | —              | —              | —              | —              | —                 |
| \$600 to \$749 .....  | —            | —                | —              | —              | —              | —              | —                  | —            | —              | —              | —              | —              | —                 |
| \$750 or more .....   | —            | —                | —              | —              | —              | —              | —                  | —            | —              | —              | —              | —              | —                 |
| Median .....  | \$358        | \$371            | —              | \$396          | \$325          | —              | \$375              | \$333        | —              | —              | \$466          | \$304          | \$290             |
| <b>Not mortgaged</b> .....  | <b>294</b>   | <b>70</b>        | —              | —              | <b>15</b>      | <b>5</b>       | <b>50</b>          | <b>224</b>   | —              | —              | —              | <b>48</b>      | <b>176</b>        |
| Less than \$50 .....  | —            | —                | —              | —              | —              | —              | —                  | —            | —              | —              | —              | —              | —                 |
| \$50 to \$74 .....  | —            | —                | —              | —              | —              | —              | —                  | —            | —              | —              | —              | —              | —                 |
| \$75 to \$99 .....  | 4            | —                | —              | —              | —              | —              | —                  | 4            | —              | —              | —              | —              | 4                 |
| \$100 to \$124 .....  | —            | —                | —              | —              | —              | —              | —                  | —            | —              | —              | —              | —              | —                 |
| \$125 to \$149 .....  | —            | —                | —              | —              | —              | —              | —                  | —            | —              | —              | —              | —              | —                 |
| \$150 to \$199 .....  | 93           | 13               | —              | —              | —              | —              | 13                 | 80           | —              | —              | —              | 6              | 74                |
| \$200 to \$249 .....  | 104          | 27               | —              | —              | 8              | —              | 19                 | 77           | —              | —              | —              | 19             | 58                |
| \$250 or more .....   | 93           | 30               | —              | —              | 7              | 5              | 18                 | 63           | —              | —              | —              | 23             | 40                |
| Median .....  | \$224        | \$241            | —              | —              | \$247          | \$250+         | \$232              | \$218        | —              | —              | —              | \$247          | \$209             |
| <b>SELECTED CHARACTERISTICS</b>   |              |                  |                |                |                |                |                    |              |                |                |                |                |                   |
| Median selected monthly owner costs as percentage of household income in 1979 ..... | 34.2         | 28.2             | —              | 30.4           | 10—            | 17.5           | 29.2               | 43.0         | —              | —              | 31.6           | 30.7           | 49.9              |
| With a mortgage .....   | 33.5         | 30.6             | —              | 30.4           | —              | —              | 30.7               | 44.3         | —              | —              | 31.6           | 49.4           | 50+               |
| Not mortgaged .....   | 34.9         | 27.0             | —              | —              | 10—            | 17.5           | 28.5               | 42.3         | —              | —              | —              | 26.6           | 49.2              |
| <b>Income in 1979 below poverty level</b> .....                                     | <b>197</b>   | <b>51</b>        | —              | <b>7</b>       | <b>10</b>      | <b>8</b>       | <b>26</b>          | <b>146</b>   | —              | <b>7</b>       | —              | <b>44</b>      | <b>95</b>         |
| Percent below poverty level .....   | 17.7         | 14.2             | —              | 15.2           | 9.7            | 10.1           | 19.7               | 19.5         | —              | 33.3           | —              | 23.5           | 20.0              |
| <b>Renter-occupied housing units</b> .....  | <b>6 800</b> | <b>2 738</b>     | <b>398</b>     | <b>742</b>     | <b>394</b>     | <b>635</b>     | <b>569</b>         | <b>4 062</b> | <b>275</b>     | <b>653</b>     | <b>236</b>     | <b>867</b>     | <b>2 031</b>      |
| <b>PLUMBING FACILITIES</b>  |              |                  |                |                |                |                |                    |              |                |                |                |                |                   |
| Complete plumbing for exclusive use .....   | 6 577        | 2 646            | 374            | 707            | 394            | 610            | 561                | 3 931        | 275            | 632            | 230            | 831            | 1 963             |
| Lacking complete plumbing for exclusive use .....                                   | 223          | 92               | 24             | 35             | —              | 25             | 8                  | 131          | —              | 21             | 6              | 36             | 68                |
| <b>UNITS IN STRUCTURE</b>   |              |                  |                |                |                |                |                    |              |                |                |                |                |                   |
| 1, detached or attached .....   | 61           | 26               | 6              | —              | 10             | 10             | —                  | 35           | —              | 10             | —              | 18             | 7                 |
| 2 .....   | 756          | 334              | 63             | 122            | 54             | 39             | 56                 | 422          | 7              | 62             | 15             | 134            | 204               |
| 3 and 4 .....   | 1 159        | 428              | 68             | 84             | 59             | 97             | 120                | 731          | 39             | 122            | 58             | 187            | 325               |
| 5 to 9 .....  | 588          | 302              | 67             | 75             | 37             | 85             | 38                 | 286          | 36             | 16             | 26             | 92             | 116               |
| 10 to 49 .....  | 2 431        | 1 001            | 118            | 301            | 129            | 227            | 226                | 1 430        | 104            | 270            | 77             | 279            | 700               |
| 50 or more .....  | 1 805        | 647              | 76             | 160            | 105            | 177            | 129                | 1 158        | 89             | 173            | 60             | 157            | 679               |
| Mobile home or trailer, etc. ....   | —            | —                | —              | —              | —              | —              | —                  | —            | —              | —              | —              | —              | —                 |
| <b>HOUSEHOLD INCOME IN 1979</b>   |              |                  |                |                |                |                |                    |              |                |                |                |                |                   |
| Less than \$5,000 .....   | 2 263        | 614              | 115            | 116            | 47             | 107            | 229                | 1 649        | 33             | 90             | 35             | 180            | 1 311             |
| \$5,000 to \$9,999 .....  | 1 599        | 542              | 91             | 103            | 51             | 77             | 220                | 1 057        | 139            | 110            | 46             | 269            | 493               |
| \$10,000 to \$14,999 .....  | 858          | 403              | 80             | 141            | 72             | 81             | 29                 | 455          | 70             | 180            | 23             | 117            | 65                |
| \$15,000 to \$19,999 .....  | 683          | 264              | 49             | 77             | 45             | 57             | 36                 | 419          | 26             | 141            | 39             | 152            | 61                |
| \$20,000 to \$24,999 .....  | 865          | 544              | 63             | 216            | 106            | 150            | 9                  | 321          | —              | 104            | 59             | 101            | 57                |
| \$25,000 to \$29,999 .....  | 343          | 227              | —              | 60             | 41             | 103            | 23                 | 116          | 7              | 23             | 25             | 26             | 35                |
| \$30,000 to \$34,999 .....  | 159          | 144              | —              | 29             | 32             | 60             | 23                 | 15           | —              | —              | 9              | 6              | —                 |
| \$35,000 to \$49,999 .....  | 22           | —                | —              | —              | —              | —              | —                  | 22           | —              | —              | —              | 8              | 9                 |
| \$50,000 or more .....  | 8            | —                | —              | —              | —              | —              | —                  | 8            | —              | —              | —              | 8              | —                 |
| Median .....  | \$8 359      | \$11 321         | \$9 746        | \$12 857       | \$14 000       | \$14 803       | \$5 925            | \$6 548      | \$8 652        | \$11 757       | \$13 397       | \$9 682        | \$4 306           |
| Mean .....  | \$9 551      | \$11 663         | \$9 024        | \$12 730       | \$13 872       | \$14 175       | \$7 787            | \$8 127      | \$8 614        | \$11 302       | \$13 119       | \$10 534       | \$5 432           |
| <b>GROSS RENT</b>   |              |                  |                |                |                |                |                    |              |                |                |                |                |                   |
| <b>Specified renter-occupied housing units</b> .....                                | <b>6 800</b> | <b>2 738</b>     | <b>398</b>     | <b>742</b>     | <b>394</b>     | <b>635</b>     | <b>569</b>         | <b>4 062</b> | <b>275</b>     | <b>653</b>     | <b>236</b>     | <b>867</b>     | <b>2 031</b>      |
| Less than \$100 .....   | 462          | 43               | 7              | —              | 7              | 44             | 36                 | 419          | 10             | 8              | 7              | 24             | 388               |
| \$100 to \$149 .....  | 275          | 79               | 8              | —              | —              | —              | 20                 | 196          | —              | —              | —              | 7              | 144               |
| \$150 to \$199 .....  | 1 337        | 634              | 85             | 111            | 115            | 157            | 166                | 703          | 83             | 83             | 44             | 196            | 297               |
| \$200 to \$249 .....  | 2 184        | 847              | 122            | 257            | 85             | 216            | 167                | 1 337        | 99             | 230            | 61             | 307            | 640               |
| \$250 to \$299 .....  | 1 487        | 624              | 102            | 192            | 92             | 146            | 92                 | 863          | 44             | 219            | 79             | 204            | 317               |
| \$300 to \$349 .....  | 615          | 273              | 47             | 84             | 45             | 35             | 62                 | 342          | 24             | 67             | 17             | 42             | 192               |
| \$350 to \$399 .....  | 185          | 89               | 12             | 53             | —              | 17             | 7                  | 96           | 8              | 30             | 5              | 31             | 22                |
| \$400 to \$499 .....  | 161          | 103              | 6              | 23             | 50             | 15             | 9                  | 58           | 7              | 9              | 8              | 26             | —                 |
| \$500 or more .....   | 15           | —                | —              | —              | —              | —              | —                  | 15           | —              | —              | —              | 10             | 23                |
| No cash rent .....  | 79           | 46               | 9              | 22             | —              | 5              | 10                 | 33           | —              | —              | —              | —              | —                 |
| Median .....  | \$228        | \$235            | \$241          | \$248          | \$245          | \$223          | \$220              | \$223        | \$216          | \$251          | \$249          | \$232          | \$210             |
| <b>SELECTED CHARACTERISTICS</b>   |              |                  |                |                |                |                |                    |              |                |                |                |                |                   |
| Median gross rent as percentage of household income in 1979 .....                   | 29.4         | 24.2             | 28.2           | 22.7           | 22.3           | 19.1           | 45.1               | 33.9         | 29.8           | 27.2           | 23.0           | 30.4           | 47.6              |
| Income in 1979 below poverty level .....  | 1 402        | 407              | 93             | 94             | 47             | 76             | 97                 | 995          | 27             | 74             | 29             | 172            | 693               |
| Percent below poverty level .....   | 20.6         | 14.9             | 23.4           | 12.7           | 11.9           | 12.0           | 17.0               | 24.5         | 9.8            | 11.3           | 12.3           | 19.8           | 34.1              |

**Table D — 12. Duration of Vacancy for Year-Round Vacant for Sale and Vacant for Rent Housing Units: 1980**

[Data are estimates based on a sample, see Introduction. For meaning of symbols, see Introduction. For definitions of terms, see appendixes A and B]

| Irvington town  |           |                    |                  | Irvington town   |  |            |                    |                  |                  |
|---|-----------|--------------------|------------------|------------------|--|------------|--------------------|------------------|------------------|
|   | Total     | Less than 2 months | 2 up to 6 months | 6 or more months |  | Total      | Less than 2 months | 2 up to 6 months | 6 or more months |
| <b>Vacant for sale only housing units</b> .....           | <b>76</b> | <b>12</b>          | <b>36</b>        | <b>28</b>        | <b>Vacant for rent housing units</b> .....           | <b>442</b> | <b>171</b>         | <b>156</b>       | <b>115</b>       |
| <b>ROOMS</b>  |           |                    |                  |                  | <b>ROOMS</b>   |            |                    |                  |                  |
| 1 to 3 rooms .....  | —         | —                  | —                | —                | 1 room .....   | 22         | 8                  | 11               | 3                |
| 4 rooms .....   | 5         | 4                  | 1                | —                | 2 rooms .....  | 17         | 11                 | 6                | —                |
| 5 rooms .....   | 55        | 4                  | 27               | 24               | 3 rooms .....  | 91         | 47                 | 32               | 12               |
| 6 rooms .....   | 12        | —                  | 8                | 4                | 4 rooms .....  | 109        | 61                 | 13               | 35               |
| 7 rooms .....   | 3         | 3                  | —                | —                | 5 rooms .....  | 106        | 29                 | 40               | 37               |
| 8 or more rooms .....                                     | 1         | 1                  | —                | —                | 6 rooms .....  | 89         | 15                 | 46               | 28               |
| Median .....  | 5.1       | 5.0                | 5.1              | 5.1              | 7 or more rooms .....                                | 8          | —                  | 8                | —                |
|   |           |                    |                  |                  | Median .....   | 4.3        | 3.8                | 4.9              | 4.7              |
| <b>PLUMBING FACILITIES</b>                                |           |                    |                  |                  | <b>PLUMBING FACILITIES</b>                           |            |                    |                  |                  |
| Complete plumbing for exclusive use .....                 | 76        | 12                 | 36               | 28               | Complete plumbing for exclusive use .....            | 442        | 171                | 156              | 115              |
| Lacking complete plumbing for exclusive use .....         | —         | —                  | —                | —                | Lacking complete plumbing for exclusive use .....    | —          | —                  | —                | —                |
| <b>BEDROOMS</b>   |           |                    |                  |                  | <b>BEDROOMS</b>                                      |            |                    |                  |                  |
| None .....  | —         | —                  | —                | —                | None .....   | 28         | 8                  | 17               | 3                |
| 1 .....   | —         | —                  | —                | —                | 1 .....  | 121        | 75                 | 31               | 15               |
| 2 .....   | 49        | 6                  | 19               | 24               | 2 .....  | 192        | 61                 | 57               | 74               |
| 3 .....   | 26        | 5                  | 17               | 4                | 3 .....  | 84         | 27                 | 43               | 14               |
| 4 .....   | —         | —                  | —                | —                | 4 .....  | 17         | —                  | 8                | 9                |
| 5 or more .....   | 1         | 1                  | —                | —                | 5 or more .....                                      | —          | —                  | —                | —                |
| <b>YEAR STRUCTURE BUILT</b>                               |           |                    |                  |                  | <b>YEAR STRUCTURE BUILT</b>                          |            |                    |                  |                  |
| 1975 to March 1980 .....                                  | —         | —                  | —                | —                | 1975 to March 1980 .....                             | 7          | 4                  | —                | 3                |
| 1970 to 1974 .....  | —         | —                  | —                | —                | 1970 to 1974 .....                                   | 9          | —                  | 9                | —                |
| 1960 to 1969 .....  | 11        | —                  | 2                | 9                | 1960 to 1969 .....                                   | 73         | 32                 | 30               | 11               |
| 1950 to 1959 .....  | —         | —                  | —                | —                | 1950 to 1959 .....                                   | 110        | 31                 | 55               | 24               |
| 1940 to 1949 .....  | 26        | —                  | 12               | 14               | 1940 to 1949 .....                                   | 136        | 79                 | 9                | 48               |
| 1939 or earlier .....                                     | 39        | 12                 | 22               | 5                | 1939 or earlier .....                                | 107        | 25                 | 53               | 29               |
| <b>UNITS IN STRUCTURE</b>                                 |           |                    |                  |                  | <b>UNITS IN STRUCTURE</b>                            |            |                    |                  |                  |
| 1, detached or attached .....                             | 6         | —                  | 2                | 4                | 1, detached or attached .....                        | 19         | 4                  | 8                | 7                |
| 2 or more .....   | 70        | 12                 | 34               | 24               | 2 .....  | 104        | 30                 | 41               | 33               |
| Mobile home or trailer .....                              | —         | —                  | —                | —                | 3 and 4 .....  | 111        | 62                 | 23               | 26               |
| <b>HEATING EQUIPMENT</b>                                  |           |                    |                  |                  | 5 to 9 .....   | 53         | 7                  | 37               | 9                |
| Central heating system .....                              | 65        | 12                 | 34               | 19               | 10 to 49 .....                                       | 125        | 59                 | 36               | 30               |
| Other means .....   | 2         | —                  | 2                | 9                | 50 or more .....                                     | 30         | 9                  | 11               | 10               |
| None .....  | 9         | —                  | —                | —                | Mobile home or trailer .....                         | —          | —                  | —                | —                |
| <b>PRICE ASKED</b>  |           |                    |                  |                  | <b>RENT ASKED</b>                                    |            |                    |                  |                  |
| <b>Specified vacant for sale only housing units</b> ..... | <b>6</b>  | <b>—</b>           | <b>2</b>         | <b>4</b>         | <b>Specified vacant for rent housing units</b> ..... | <b>442</b> | <b>171</b>         | <b>156</b>       | <b>115</b>       |
| Less than \$10,000 .....                                  | —         | —                  | —                | —                | Less than \$100 .....                                | 26         | 15                 | 11               | —                |
| \$10,000 to \$19,999 .....                                | —         | —                  | —                | —                | \$100 to \$149 .....                                 | 31         | 12                 | 4                | 15               |
| \$20,000 to \$29,999 .....                                | 2         | —                  | 2                | —                | \$150 to \$199 .....                                 | 90         | 54                 | 17               | 19               |
| \$30,000 to \$39,999 .....                                | —         | —                  | —                | —                | \$200 to \$249 .....                                 | 135        | 63                 | 31               | 41               |
| \$40,000 to \$49,999 .....                                | 4         | —                  | —                | 4                | \$250 to \$299 .....                                 | 147        | 25                 | 82               | 40               |
| \$50,000 to \$59,999 .....                                | —         | —                  | —                | —                | \$300 to \$399 .....                                 | 10         | 2                  | 8                | —                |
| \$60,000 to \$79,999 .....                                | —         | —                  | —                | —                | \$400 or more .....                                  | 3          | —                  | 3                | —                |
| \$80,000 to \$99,999 .....                                | —         | —                  | —                | —                | Median .....   | \$230      | \$204              | \$255            | \$230            |
| \$100,000 or more .....                                   | —         | —                  | —                | —                |  |            |                    |                  |                  |
| Median .....  | \$41 300  | —                  | \$26 300         | \$42 500         |  |            |                    |                  |                  |

**Table D — 13. Price Asked and Rent Asked for Year-Round Vacant Housing Units: 1980**

[Data are estimates based on a sample, see Introduction. For meaning of symbols, see Introduction. For definitions of terms, see appendixes A and B]

| Irvington town                                    | Price asked—Specified vacant for sale only housing units |                    |                      |                      |                      |                   | Rent asked—Specified vacant for rent housing units |            |                 |                |                |                |               |                  |
|---|--|--------------------|----------------------|----------------------|----------------------|-------------------|--|------------|-----------------|----------------|----------------|----------------|---------------|------------------|
|   | Total  | Less than \$10,000 | \$10,000 to \$29,999 | \$30,000 to \$49,999 | \$50,000 to \$99,999 | \$100,000 or more | Median (dollars)                                   | Total      | Less than \$100 | \$100 to \$199 | \$200 to \$299 | \$300 to \$399 | \$400 or more | Median (dollars) |
| <b>Total</b> .....                                | <b>6</b>   | <b>—</b>           | <b>2</b>             | <b>4</b>             | <b>—</b>             | <b>—</b>          | <b>41 300</b>                                      | <b>442</b> | <b>26</b>       | <b>121</b>     | <b>282</b>     | <b>10</b>      | <b>3</b>      | <b>230</b>       |
| <b>PLUMBING FACILITIES</b>                        |  |                    |                      |                      |                      |                   |  |            |                 |                |                |                |               |                  |
| Complete plumbing for exclusive use .....         | 6  | —                  | 2                    | 4                    | —                    | —                 | 41 300   | 442        | 26              | 121            | 282            | 10             | 3             | 230              |
| Lacking complete plumbing for exclusive use ..... | —  | —                  | —                    | —                    | —                    | —                 | —  | —          | —               | —              | —              | —              | —             | —                |
| <b>BEDROOMS</b>                                   |  |                    |                      |                      |                      |                   |  |            |                 |                |                |                |               |                  |
| None .....  | —  | —                  | —                    | —                    | —                    | —                 | —  | 28         | —               | 8              | 20             | —              | —             | 259              |
| 1 .....   | —  | —                  | —                    | —                    | —                    | —                 | —  | 121        | 14              | 37             | 64             | 3              | 3             | 210              |
| 2 .....   | —  | —                  | —                    | —                    | —                    | —                 | —  | 192        | 4               | 54             | 127            | 7              | —             | 228              |
| 3 .....   | 6  | —                  | 2                    | 4                    | —                    | —                 | 41 300   | 84         | 8               | 22             | 54             | —              | —             | 239              |
| 4 .....   | —  | —                  | —                    | —                    | —                    | —                 | —  | 17         | —               | —              | 17             | —              | —             | 249              |
| 5 or more .....                                   | —  | —                  | —                    | —                    | —                    | —                 | —  | —          | —               | —              | —              | —              | —             | —                |
| <b>YEAR STRUCTURE BUILT</b>                       |  |                    |                      |                      |                      |                   |  |            |                 |                |                |                |               |                  |
| 1975 to March 1980 .....                          | —  | —                  | —                    | —                    | —                    | —                 | —  | 7          | —               | 7              | —              | —              | —             | 191              |
| 1970 to 1974 .....                                | —  | —                  | —                    | —                    | —                    | —                 | —  | 9          | —               | —              | 6              | —              | 3             | 269              |
| 1960 to 1969 .....                                | 2  | —                  | 2                    | —                    | —                    | —                 | 26 300   | 73         | —               | 4              | 62             | 7              | —             | 250              |
| 1950 to 1959 .....                                | —  | —                  | —                    | —                    | —                    | —                 | —  | 110        | —               | 7              | 103            | —              | —             | 247              |
| 1940 to 1949 .....                                | 4  | —                  | —                    | 4                    | —                    | —                 | 42 500   | 136        | 8               | 55             | 70             | 3              | —             | 229              |
| 1939 or earlier .....                             | —  | —                  | —                    | —                    | —                    | —                 | —  | 107        | 18              | 48             | 41             | —              | —             | 173              |
| <b>UNITS IN STRUCTURE</b>                         |  |                    |                      |                      |                      |                   |  |            |                 |                |                |                |               |                  |
| 1, detached or attached .....                     | 6  | —                  | 2                    | 4                    | —                    | —                 | 41 300   | 19         | —               | 7              | 12             | —              | —             | 241              |
| 2 or more .....                                   | —  | —                  | —                    | —                    | —                    | —                 | —  | 423        | 26              | 114            | 270            | 10             | 3             | 230              |
| Mobile home or trailer .....                      | —  | —                  | —                    | —                    | —                    | —                 | —  | —          | —               | —              | —              | —              | —             | —                |



Table D—14. Value of Owner-Occupied Housing Units With a White Householder: 1980

[Data are estimates based on a sample, see Introduction. For meaning of symbols, see Introduction. For definitions of terms, see appendixes A and B.]

| Irvington town  | Total           | Less than \$10,000 | \$10,000 to \$19,999 | \$20,000 to \$29,999 | \$30,000 to \$39,999 | \$40,000 to \$49,999 | \$50,000 to \$59,999 | \$60,000 to \$79,999 | \$80,000 to \$99,999 | \$100,000 to \$149,999 | \$150,000 or more | Median (dollars) | Mean (dollars) |
|---|-----------------|--------------------|----------------------|----------------------|----------------------|----------------------|----------------------|----------------------|----------------------|------------------------|-------------------|------------------|----------------|
| <b>Specified owner-occupied housing units</b> -----   | <b>2 339</b>    | —                  | <b>95</b>            | <b>529</b>           | <b>924</b>           | <b>561</b>           | <b>162</b>           | <b>68</b>            | —                    | —                      | —                 | <b>36 300</b>    | <b>36 500</b>  |
| <b>HOUSEHOLD TYPE AND AGE OF HOUSEHOLDER</b>  |                 |                    |                      |                      |                      |                      |                      |                      |                      |                        |                   |                  |                |
| <b>Married-couple families</b> -----  | <b>1 540</b>    | —                  | <b>31</b>            | <b>299</b>           | <b>591</b>           | <b>455</b>           | <b>121</b>           | <b>43</b>            | —                    | —                      | —                 | <b>37 800</b>    | <b>37 900</b>  |
| 15 to 24 years -----  | 5               | —                  | —                    | —                    | —                    | 5                    | —                    | —                    | —                    | —                      | —                 | 42 500           | 42 500         |
| 25 to 34 years -----  | 192             | —                  | —                    | 12                   | 64                   | 112                  | 4                    | —                    | —                    | —                      | —                 | 41 000           | 39 500         |
| 35 to 44 years -----  | 235             | —                  | —                    | 44                   | 98                   | 81                   | 12                   | —                    | —                    | —                      | —                 | 38 200           | 37 900         |
| 45 to 64 years -----  | 811             | —                  | 24                   | 170                  | 316                  | 225                  | 62                   | 14                   | —                    | —                      | —                 | 37 100           | 37 200         |
| 65 years and over -----   | 297             | —                  | 7                    | 73                   | 113                  | 32                   | 43                   | 29                   | —                    | —                      | —                 | 36 400           | 38 900         |
| <b>Male householder, no wife present</b> -----  | <b>198</b>      | —                  | <b>4</b>             | <b>46</b>            | <b>117</b>           | <b>13</b>            | <b>13</b>            | <b>5</b>             | —                    | —                      | —                 | <b>35 400</b>    | <b>35 500</b>  |
| 15 to 24 years -----  | 6               | —                  | —                    | —                    | —                    | —                    | —                    | —                    | —                    | —                      | —                 | 37 500           | 37 500         |
| 25 to 34 years -----  | 33              | —                  | —                    | 6                    | 20                   | —                    | 7                    | —                    | —                    | —                      | —                 | 36 300           | 37 600         |
| 35 to 44 years -----  | 15              | —                  | —                    | 15                   | —                    | —                    | —                    | —                    | —                    | —                      | —                 | 27 300           | 27 400         |
| 45 to 64 years -----  | 54              | —                  | 4                    | 14                   | 25                   | —                    | 6                    | 5                    | —                    | —                      | —                 | 33 800           | 36 100         |
| 65 years and over -----   | 90              | —                  | —                    | 11                   | 66                   | 13                   | —                    | —                    | —                    | —                      | —                 | 36 200           | 35 500         |
| <b>Female householder, no husband present</b> -----   | <b>601</b>      | —                  | <b>60</b>            | <b>184</b>           | <b>216</b>           | <b>93</b>            | <b>28</b>            | <b>20</b>            | —                    | —                      | —                 | <b>32 400</b>    | <b>33 300</b>  |
| 15 to 24 years -----  | 7               | —                  | —                    | —                    | —                    | —                    | 7                    | —                    | —                    | —                      | —                 | 62 500           | 62 500         |
| 25 to 34 years -----  | —               | —                  | —                    | —                    | —                    | —                    | —                    | —                    | —                    | —                      | —                 | —                | —              |
| 35 to 44 years -----  | 56              | —                  | 10                   | 14                   | 23                   | —                    | 9                    | —                    | —                    | —                      | —                 | 31 400           | 32 100         |
| 45 to 64 years -----  | 229             | —                  | 4                    | 75                   | 72                   | 67                   | 11                   | —                    | —                    | —                      | —                 | 36 100           | 34 800         |
| 65 years and over -----   | 309             | —                  | 46                   | 95                   | 121                  | 26                   | 8                    | 13                   | —                    | —                      | —                 | 30 900           | 31 700         |
| <b>Median age</b> -----   | <b>58.1</b>     | —                  | <b>67.5</b>          | <b>60.0</b>          | <b>59.0</b>          | <b>52.5</b>          | <b>56.9</b>          | <b>66.9</b>          | —                    | —                      | —                 | ...              | ...            |
| <b>YEAR HOUSEHOLDER MOVED INTO UNIT</b>   |                 |                    |                      |                      |                      |                      |                      |                      |                      |                        |                   |                  |                |
| 1979 to March 1980 -----  | 138             | —                  | —                    | —                    | 68                   | 70                   | —                    | —                    | —                    | —                      | —                 | 40 100           | 39 600         |
| 1975 to 1978 -----  | 359             | —                  | —                    | 91                   | 134                  | 114                  | 13                   | 7                    | —                    | —                      | —                 | 37 400           | 37 100         |
| 1970 to 1974 -----  | 338             | —                  | —                    | 82                   | 149                  | 78                   | 23                   | 6                    | —                    | —                      | —                 | 36 500           | 36 600         |
| 1960 to 1969 -----  | 640             | —                  | 29                   | 125                  | 248                  | 168                  | 32                   | 38                   | —                    | —                      | —                 | 37 000           | 37 400         |
| 1959 or earlier -----   | 864             | —                  | 66                   | 231                  | 325                  | 131                  | 94                   | 17                   | —                    | —                      | —                 | 34 100           | 35 100         |
| <b>ROOMS</b>  |                 |                    |                      |                      |                      |                      |                      |                      |                      |                        |                   |                  |                |
| 1 to 3 rooms -----  | 6               | —                  | —                    | 6                    | —                    | —                    | —                    | —                    | —                    | —                      | —                 | 28 800           | 28 800         |
| 4 rooms -----   | 95              | —                  | 18                   | 66                   | 4                    | 7                    | —                    | —                    | —                    | —                      | —                 | 25 900           | 25 100         |
| 5 rooms -----   | 251             | —                  | 21                   | 35                   | 153                  | 19                   | 23                   | —                    | —                    | —                      | —                 | 35 100           | 34 400         |
| 6 rooms -----   | 1 181           | —                  | 56                   | 251                  | 470                  | 303                  | 57                   | 44                   | —                    | —                      | —                 | 36 100           | 36 400         |
| 7 rooms -----   | 573             | —                  | —                    | 134                  | 200                  | 168                  | 54                   | 17                   | —                    | —                      | —                 | 38 100           | 38 200         |
| 8 or more rooms -----   | 233             | —                  | —                    | 37                   | 97                   | 64                   | 28                   | 7                    | —                    | —                      | —                 | 38 600           | 39 700         |
| <b>Median</b> -----   | <b>6.2</b>      | —                  | <b>5.7</b>           | <b>6.1</b>           | <b>6.1</b>           | <b>6.3</b>           | <b>6.5</b>           | <b>6.3</b>           | —                    | —                      | —                 | ...              | ...            |
| <b>BEDROOMS</b>   |                 |                    |                      |                      |                      |                      |                      |                      |                      |                        |                   |                  |                |
| None -----  | —               | —                  | —                    | —                    | —                    | —                    | —                    | —                    | —                    | —                      | —                 | —                | —              |
| 1 -----   | 19              | —                  | —                    | 13                   | —                    | —                    | —                    | —                    | —                    | —                      | —                 | 28 200           | 24 800         |
| 2 -----   | 493             | —                  | 39                   | 135                  | 196                  | 83                   | 35                   | 5                    | —                    | —                      | —                 | 34 300           | 33 800         |
| 3 -----   | 1 461           | —                  | 50                   | 272                  | 602                  | 400                  | 91                   | 46                   | —                    | —                      | —                 | 37 000           | 37 200         |
| 4 -----   | 318             | —                  | —                    | 109                  | 101                  | 68                   | 30                   | 10                   | —                    | —                      | —                 | 36 600           | 37 300         |
| 5 or more -----   | 48              | —                  | —                    | —                    | 25                   | 10                   | 6                    | 7                    | —                    | —                      | —                 | 39 600           | 43 100         |
| <b>YEAR STRUCTURE BUILT</b>   |                 |                    |                      |                      |                      |                      |                      |                      |                      |                        |                   |                  |                |
| 1975 to March 1980 -----  | —               | —                  | —                    | —                    | —                    | —                    | —                    | —                    | —                    | —                      | —                 | —                | —              |
| 1970 to 1974 -----  | —               | —                  | —                    | —                    | —                    | —                    | —                    | —                    | —                    | —                      | —                 | —                | —              |
| 1960 to 1969 -----  | 66              | —                  | 11                   | 22                   | 18                   | —                    | —                    | 15                   | —                    | —                      | —                 | 30 000           | 35 700         |
| 1950 to 1959 -----  | 166             | —                  | —                    | 26                   | 61                   | 49                   | 13                   | 17                   | —                    | —                      | —                 | 39 500           | 40 400         |
| 1940 to 1949 -----  | 376             | —                  | 4                    | 98                   | 122                  | 105                  | 43                   | 4                    | —                    | —                      | —                 | 37 800           | 37 100         |
| 1939 or earlier -----   | 1 731           | —                  | 80                   | 383                  | 723                  | 407                  | 106                  | 32                   | —                    | —                      | —                 | 35 800           | 36 000         |
| <b>HOUSEHOLD INCOME IN 1979</b>   |                 |                    |                      |                      |                      |                      |                      |                      |                      |                        |                   |                  |                |
| Less than \$5,000 -----   | 183             | —                  | 29                   | 60                   | 62                   | 18                   | 6                    | 8                    | —                    | —                      | —                 | 30 500           | 31 900         |
| \$5,000 to \$9,999 -----  | 221             | —                  | 18                   | 60                   | 74                   | 31                   | 30                   | 8                    | —                    | —                      | —                 | 34 100           | 36 000         |
| \$10,000 to \$12,499 -----  | 157             | —                  | —                    | 40                   | 49                   | 46                   | 22                   | —                    | —                    | —                      | —                 | 38 300           | 37 800         |
| \$12,500 to \$14,999 -----  | 190             | —                  | 14                   | 43                   | 86                   | 31                   | —                    | 16                   | —                    | —                      | —                 | 35 300           | 35 700         |
| \$15,000 to \$19,999 -----  | 367             | —                  | 14                   | 74                   | 156                  | 87                   | 31                   | 5                    | —                    | —                      | —                 | 37 400           | 37 100         |
| \$20,000 to \$24,999 -----  | 315             | —                  | 10                   | 69                   | 117                  | 92                   | 9                    | 18                   | —                    | —                      | —                 | 37 100           | 36 800         |
| \$25,000 to \$34,999 -----  | 523             | —                  | 10                   | 114                  | 184                  | 180                  | 35                   | —                    | —                    | —                      | —                 | 37 200           | 36 800         |
| \$35,000 to \$49,999 -----  | 285             | —                  | —                    | 53                   | 148                  | 55                   | 22                   | 7                    | —                    | —                      | —                 | 35 100           | 36 900         |
| \$50,000 or more -----  | 98              | —                  | —                    | 16                   | 48                   | 21                   | 7                    | 6                    | —                    | —                      | —                 | 38 200           | 39 400         |
| <b>Median</b> -----   | <b>\$20 625</b> | —                  | <b>\$12 589</b>      | <b>\$19 178</b>      | <b>\$21 167</b>      | <b>\$23 388</b>      | <b>\$18 947</b>      | <b>\$16 000</b>      | —                    | —                      | —                 | ...              | ...            |
| <b>Mean</b> -----   | <b>\$22 609</b> | —                  | <b>\$12 162</b>      | <b>\$20 586</b>      | <b>\$24 196</b>      | <b>\$23 541</b>      | <b>\$22 452</b>      | <b>\$24 062</b>      | —                    | —                      | —                 | ...              | ...            |
| <b>MORTGAGE STATUS AND SELECTED MONTHLY OWNER COSTS AS PERCENTAGE OF HOUSEHOLD INCOME IN 1979</b> |                 |                    |                      |                      |                      |                      |                      |                      |                      |                        |                   |                  |                |
| <b>With a mortgage</b> -----  | <b>1 188</b>    | —                  | <b>24</b>            | <b>205</b>           | <b>492</b>           | <b>373</b>           | <b>56</b>            | <b>38</b>            | —                    | —                      | —                 | <b>37 800</b>    | <b>37 900</b>  |
| Less than 15 percent -----  | 204             | —                  | 6                    | 30                   | 122                  | 27                   | 13                   | 6                    | —                    | —                      | —                 | 35 000           | 36 400         |
| 15 to 19 percent -----  | 231             | —                  | 4                    | 32                   | 69                   | 103                  | 23                   | —                    | —                    | —                      | —                 | 40 700           | 39 400         |
| 20 to 24 percent -----  | 172             | —                  | 4                    | 25                   | 77                   | 61                   | 5                    | —                    | —                    | —                      | —                 | 37 500           | 36 900         |
| 25 to 29 percent -----  | 174             | —                  | —                    | 32                   | 74                   | 50                   | 5                    | 13                   | —                    | —                      | —                 | 38 300           | 39 100         |
| 30 to 34 percent -----  | 135             | —                  | 10                   | 16                   | 63                   | 39                   | —                    | 7                    | —                    | —                      | —                 | 36 600           | 36 500         |
| 35 percent or more -----  | 272             | —                  | —                    | 70                   | 87                   | 93                   | 10                   | 12                   | —                    | —                      | —                 | 38 400           | 38 300         |
| Not computed -----  | —               | —                  | —                    | —                    | —                    | —                    | —                    | —                    | —                    | —                      | —                 | —                | —              |
| <b>Median</b> -----   | <b>24.6</b>     | —                  | <b>22.5</b>          | <b>27.4</b>          | <b>23.6</b>          | <b>24.6</b>          | <b>18.3</b>          | <b>30.0</b>          | —                    | —                      | —                 | ...              | ...            |
| <b>Not mortgaged</b> -----  | <b>1 151</b>    | —                  | <b>71</b>            | <b>324</b>           | <b>432</b>           | <b>188</b>           | <b>106</b>           | <b>30</b>            | —                    | —                      | —                 | <b>34 500</b>    | <b>35 100</b>  |
| Less than 10 percent -----  | 270             | —                  | —                    | 90                   | 128                  | 35                   | 17                   | —                    | —                    | —                      | —                 | 33 000           | 34 100         |
| 10 to 14 percent -----  | 264             | —                  | 16                   | 84                   | 84                   | 69                   | 11                   | —                    | —                    | —                      | —                 | 33 400           | 33 800         |
| 15 to 19 percent -----  | 139             | —                  | 8                    | 31                   | 47                   | 33                   | 15                   | 5                    | —                    | —                      | —                 | 38 000           | 36 900         |
| 20 to 24 percent -----  | 49              | —                  | —                    | 8                    | —                    | 7                    | —                    | 6                    | —                    | —                      | —                 | 37 100           | 38 200         |
| 25 to 29 percent -----  | 126             | —                  | —                    | 55                   | 40                   | 6                    | 25                   | —                    | —                    | —                      | —                 | 31 600           | 35 100         |
| 30 to 34 percent -----  | 61              | —                  | 16                   | 17                   | 6                    | 9                    | 8                    | 5                    | —                    | —                      | —                 | 22 100           | 33 400         |
| 35 percent or more -----  | 222             | —                  | 31                   | 32                   | 92                   | 29                   | 24                   | 14                   | —                    | —                      | —                 | 36 100           | 36 200         |
| Not computed -----  | 20              | —                  | —                    | 7                    | —                    | —                    | 6                    | —                    | —                    | —                      | —                 | 32 100           | 37 200         |
| <b>Median</b> -----   | <b>16.1</b>     | —                  | <b>33.6</b>          | <b>14.1</b>          | <b>15.1</b>          | <b>14.3</b>          | <b>26.4</b>          | <b>34.0</b>          | —                    | —                      | —                 | ...              | ...            |
| <b>SELECTED CHARACTERISTICS</b>   |                 |                    |                      |                      |                      |                      |                      |                      |                      |                        |                   |                  |                |
| <b>Complete plumbing for exclusive use</b> -----  | <b>2 339</b>    | —                  | <b>95</b>            | <b>529</b>           | <b>924</b>           | <b>561</b>           | <b>162</b>           | <b>68</b>            | —                    | —                      | —                 | <b>36 300</b>    | <b>36 500</b>  |
| 1.01 or more persons per room -----   | 29              | —                  | —                    | 16                   | —                    | 5                    | 8                    | —                    | —                    | —                      | —                 | 29 400           | 35 800         |
| <b>Lacking complete plumbing for exclusive use</b> -----  | <b>—</b>        | —                  | —                    | —                    | —                    | —                    | —                    | —                    | —                    | —                      | —                 | —                | —              |
| 1.01 or more persons per room -----   | —               | —                  | —                    | —                    | —                    | —                    | —                    | —                    | —                    | —                      | —                 | —                | —              |
| <b>Heating equipment</b> -----  | <b>2 336</b>    | —                  | <b>95</b>            | <b>529</b>           | <b>921</b>           | <b>561</b>           | <b>162</b>           | <b>68</b>            | —                    | —                      | —                 | <b>36 300</b>    | <b>36 500</b>  |
| Central heating system -----  | 2 207           | —                  | 74                   | 499                  | 890                  | 531                  | 150                  | 63                   | —                    | —                      | —                 | 36 300           | 36 600         |
| <b>Air conditioning</b> -----   | <b>1 629</b>    | —                  | <b>28</b>            | <b>324</b>           | <b>695</b>           | <b>383</b>           | <b>139</b>           | <b>60</b>            | —                    | —                      | —                 | <b>37 000</b>    | <b>37 800</b>  |
| Central system -----  | 80              | —                  | —                    | 31                   | 23                   | 7                    | 19                   | —                    | —                    | —                      | —                 | 35 600           | 38 000         |
| <b>Income in 1979 below poverty level</b> -----   | <b>104</b>      | —                  | <b>14</b>            | <b>37</b>            | <b>27</b>            | <b>12</b>            | <b>6</b>             | <b>8</b>             | —                    | —                      | —                 | <b>30 400</b>    | <b>33 700</b>  |
| Percent below poverty level -----   | 4.4             | —                  | 14.7                 | 7.0                  | 2.9                  | 2.1                  | 3.7                  | 1                    |                      |                        |                   |                  |                |

Table D-15. Gross Rent of Renter-Occupied Housing Units With a White Householder: 1980

[Oto ore estimates based on a sample, see Introduction. For meaning of symbols, see Introduction. For definitions of terms, see appendixes A and B]

| Irvington town  | Total  | Less than \$100 | \$100 to \$149 | \$150 to \$199 | \$200 to \$249 | \$250 to \$299 | \$300 to \$349 | \$350 to \$399 | \$400 to \$499 | \$500 or more | No cash rent | Median (dollars) |
|---|--------|-----------------|----------------|----------------|----------------|----------------|----------------|----------------|----------------|---------------|--------------|------------------|
| Specified renter-occupied housing units                                   | 10 857 | 499             | 421            | 1 399          | 2 897          | 2 855          | 1 564          | 694            | 351            | 29            | 148          | 252              |
| <b>HOUSEHOLD TYPE AND AGE OF HOUSEHOLDER</b>                              |        |                 |                |                |                |                |                |                |                |               |              |                  |
| Married-couple families   | 3 796  | 14              | 142            | 249            | 899            | 1 088          | 746            | 439            | 141            | 16            | 62           | 276              |
| 15 to 24 years  | 226    | -               | 7              | 13             | 39             | 85             | 50             | 25             | 7              | -             | -            | 279              |
| 25 to 34 years  | 846    | -               | 8              | 70             | 199            | 209            | 219            | 136            | -              | 5             | -            | 285              |
| 35 to 44 years  | 378    | -               | -              | 22             | 80             | 156            | 54             | 43             | 14             | -             | 9            | 280              |
| 45 to 64 years  | 1 284  | -               | 17             | 62             | 264            | 336            | 277            | 185            | 92             | 11            | 40           | 291              |
| 65 years and over   | 1 062  | 14              | 110            | 82             | 317            | 302            | 146            | 50             | 28             | -             | 13           | 250              |
| Male householder, no wife present   | 2 344  | 43              | 68             | 501            | 601            | 617            | 270            | 86             | 115            | 5             | 38           | 245              |
| 15 to 24 years  | 268    | 7               | 12             | 42             | 57             | 79             | 53             | 5              | 13             | -             | -            | 260              |
| 25 to 34 years  | 528    | -               | -              | 54             | 143            | 167            | 74             | 37             | 42             | 5             | 6            | 267              |
| 35 to 44 years  | 245    | -               | 7              | 60             | 49             | 74             | 14             | 5              | 36             | -             | -            | 254              |
| 45 to 64 years  | 658    | -               | 36             | 171            | 170            | 175            | 52             | 27             | 15             | -             | 12           | 236              |
| 65 years and over   | 645    | 36              | 13             | 174            | 182            | 122            | 77             | 12             | 9              | -             | 20           | 227              |
| Female householder, no husband present                                    | 4 717  | 442             | 211            | 649            | 1 397          | 1 150          | 548            | 169            | 95             | 8             | 48           | 236              |
| 15 to 24 years  | 280    | 7               | 10             | 38             | 116            | 43             | 53             | -              | 6              | -             | 7            | 234              |
| 25 to 34 years  | 617    | 7               | 8              | 57             | 136            | 247            | 102            | 42             | 11             | -             | 7            | 271              |
| 35 to 44 years  | 342    | 7               | 7              | 29             | 96             | 109            | 42             | 33             | 11             | 8             | -            | 265              |
| 45 to 64 years  | 1 204  | 33              | 27             | 198            | 323            | 381            | 121            | 73             | 43             | -             | 5            | 252              |
| 65 years and over   | 2 274  | 388             | 159            | 327            | 726            | 370            | 230            | 21             | 24             | -             | 29           | 214              |
| Median age  | 57.3   | 79.0            | 71.8           | 60.4           | 60.5           | 52.0           | 52.6           | 48.2           | 51.2           | 42.8          | 59.8         | ...              |
| <b>YEAR HOUSEHOLDER MOVED INTO UNIT</b>                                   |        |                 |                |                |                |                |                |                |                |               |              |                  |
| 1979 to March 1980  | 1 950  | 32              | 44             | 251            | 473            | 502            | 307            | 182            | 120            | 13            | 26           | 268              |
| 1975 to 1978  | 3 329  | 139             | 104            | 283            | 762            | 1 074          | 568            | 264            | 111            | 9             | 15           | 266              |
| 1970 to 1974  | 1 937  | 101             | 106            | 226            | 513            | 531            | 259            | 110            | 80             | -             | 11           | 252              |
| 1960 to 1969  | 2 438  | 212             | 122            | 415            | 649            | 524            | 329            | 109            | 40             | -             | 38           | 232              |
| 1959 or earlier   | 1 203  | 15              | 45             | 224            | 500            | 224            | 101            | 29             | -              | 7             | 58           | 228              |
| <b>ROOMS</b>  |        |                 |                |                |                |                |                |                |                |               |              |                  |
| 1 room  | 941    | 277             | 36             | 313            | 140            | 133            | 34             | 8              | -              | -             | -            | 167              |
| 2 rooms   | 733    | 51              | 65             | 210            | 239            | 98             | 36             | 22             | -              | -             | 12           | 206              |
| 3 rooms   | 3 784  | 118             | 212            | 464            | 1 406          | 1 047          | 382            | 105            | 28             | -             | 22           | 239              |
| 4 rooms   | 2 629  | 46              | 82             | 205            | 620            | 751            | 473            | 258            | 154            | 8             | 32           | 272              |
| 5 rooms   | 2 120  | 7               | 26             | 169            | 387            | 701            | 457            | 217            | 124            | 5             | 27           | 283              |
| 6 rooms   | 548    | -               | -              | 32             | 94             | 119            | 155            | 69             | 39             | 16            | 24           | 305              |
| 7 or more rooms   | 102    | -               | -              | 6              | 11             | 6              | 27             | 15             | 6              | -             | 31           | 323              |
| Median  | 3.5    | 1.4             | 3.0            | 2.9            | 3.3            | 3.7            | 4.2            | 4.3            | 4.5            | 5.6           | 4.8          | ...              |
| <b>PLUMBING FACILITIES BY PERSONS PER ROOM AND POVERTY STATUS IN 1979</b> |        |                 |                |                |                |                |                |                |                |               |              |                  |
| All income levels in 1979   | 10 857 | 499             | 421            | 1 399          | 2 897          | 2 855          | 1 564          | 694            | 351            | 29            | 148          | 252              |
| Complete plumbing for exclusive use                                       | 10 495 | 477             | 382            | 1 354          | 2 807          | 2 812          | 1 500          | 663            | 330            | 29            | 141          | 253              |
| 0.50 or less  | 6 097  | 193             | 234            | 776            | 1 810          | 1 557          | 847            | 314            | 236            | 19            | 111          | 249              |
| 0.51 to 1.00  | 4 053  | 284             | 144            | 546            | 925            | 1 100          | 616            | 318            | 94             | 10            | 16           | 255              |
| 1.01 to 1.50  | 246    | -               | 4              | 24             | 47             | 117            | 27             | 13             | -              | -             | 14           | 270              |
| 1.51 or more  | 99     | -               | -              | 8              | 25             | 38             | 10             | 18             | -              | -             | -            | 266              |
| Locking complete plumbing for exclusive use                               | 362    | 22              | 39             | 45             | 90             | 43             | 64             | 31             | 21             | -             | 7            | 239              |
| 0.50 or less  | 202    | 15              | 19             | 24             | 63             | 21             | 25             | 13             | 15             | -             | 7            | 226              |
| 0.51 to 1.00  | 149    | 7               | 20             | 21             | 22             | 22             | 39             | 18             | -              | -             | -            | 263              |
| 1.01 to 1.50  | 6      | -               | -              | -              | -              | -              | -              | -              | 6              | -             | -            | 450              |
| 1.51 or more  | 5      | -               | -              | -              | 5              | -              | -              | -              | -              | -             | -            | 213              |
| Income in 1979 below poverty level  | 1 937  | 248             | 131            | 252            | 461            | 432            | 186            | 114            | 58             | 8             | 47           | 230              |
| Complete plumbing for exclusive use                                       | 1 856  | 240             | 111            | 252            | 435            | 424            | 186            | 101            | 52             | 8             | 47           | 230              |
| 1.01 or more persons per room   | 105    | -               | -              | 5              | 34             | 53             | 13             | -              | -              | -             | -            | 260              |
| Locking complete plumbing for exclusive use                               | 81     | 8               | 20             | -              | 26             | 8              | -              | 13             | 6              | -             | -            | 229              |
| 1.01 or more persons per room   | 6      | -               | -              | -              | -              | -              | -              | -              | 6              | -             | -            | 450              |
| <b>BEDROOMS</b>   |        |                 |                |                |                |                |                |                |                |               |              |                  |
| None  | 994    | 277             | 36             | 327            | 161            | 151            | 34             | 8              | -              | -             | -            | 169              |
| 1   | 5 138  | 169             | 307            | 775            | 1 816          | 1 330          | 462            | 175            | 70             | -             | 34           | 237              |
| 2   | 3 647  | 46              | 65             | 220            | 775            | 1 038          | 846            | 377            | 197            | 12            | 71           | 284              |
| 3   | 992    | 7               | 13             | 71             | 139            | 328            | 191            | 120            | 78             | 17            | 28           | 289              |
| 4   | 80     | -               | -              | -              | 6              | 8              | 31             | 14             | 6              | -             | 15           | 330              |
| 5 or more   | 6      | -               | -              | 6              | -              | -              | -              | -              | -              | -             | -            | 195              |
| <b>UNITS IN STRUCTURE</b>   |        |                 |                |                |                |                |                |                |                |               |              |                  |
| 1, detached or attached   | 145    | -               | -              | 20             | 15             | 22             | 26             | -              | 12             | -             | 38           | 296              |
| 2   | 1 927  | -               | 25             | 165            | 406            | 585            | 411            | 166            | 123            | 5             | 41           | 279              |
| 3 and 4   | 2 777  | 12              | 113            | 423            | 675            | 760            | 485            | 226            | 40             | 12            | 31           | 259              |
| 5 to 9  | 1 002  | -               | 72             | 118            | 232            | 344            | 111            | 73             | 36             | -             | 16           | 259              |
| 10 to 49  | 3 527  | 140             | 71             | 364            | 1 126          | 1 012          | 460            | 202            | 130            | -             | 22           | 252              |
| 50 or more  | 1 479  | 347             | 140            | 309            | 443            | 132            | 71             | 27             | 10             | -             | -            | 188              |
| Mobile home or trailer, etc.  | -      | -               | -              | -              | -              | -              | -              | -              | -              | -             | -            | -                |
| <b>YEAR STRUCTURE BUILT</b>   |        |                 |                |                |                |                |                |                |                |               |              |                  |
| 1975 to March 1980  | 113    | 8               | 8              | -              | 13             | 41             | -              | 25             | 11             | -             | 7            | 287              |
| 1970 to 1974  | 451    | 16              | -              | 7              | 26             | 133            | 79             | 108            | 75             | -             | 7            | 325              |
| 1960 to 1969  | 2 138  | 362             | 89             | 119            | 297            | 509            | 428            | 209            | 97             | 13            | 15           | 272              |
| 1950 to 1959  | 1 847  | 47              | 95             | 266            | 498            | 536            | 291            | 66             | 36             | -             | 12           | 251              |
| 1940 to 1949  | 1 906  | 22              | 62             | 242            | 535            | 482            | 372            | 129            | 47             | -             | 15           | 258              |
| 1939 or earlier   | 4 402  | 44              | 167            | 765            | 1 528          | 1 154          | 394            | 157            | 85             | 16            | 92           | 240              |
| <b>STORIES IN STRUCTURE</b>   |        |                 |                |                |                |                |                |                |                |               |              |                  |
| 1 to 3  | 8 087  | 57              | 264            | 920            | 1 843          | 2 361          | 1 463          | 658            | 351            | 29            | 141          | 268              |
| 4 or more   | 2 770  | 442             | 157            | 479            | 1 054          | 494            | 101            | 36             | -              | -             | 7            | 215              |
| With elevator   | 2 016  | 435             | 119            | 348            | 717            | 280            | 74             | 36             | -              | -             | 7            | 207              |
| <b>GROSS RENT AS PERCENTAGE OF HOUSEHOLD INCOME IN 1979</b>               |        |                 |                |                |                |                |                |                |                |               |              |                  |
| Less than 15 percent  | 2 072  | 28              | 98             | 411            | 571            | 556            | 260            | 104            | 37             | 7             | ...          | 244              |
| 15 to 19 percent  | 1 646  | 31              | 35             | 168            | 445            | 542            | 259            | 128            | 33             | 5             | ...          | 265              |
| 20 to 24 percent  | 1 475  | 201             | 51             | 159            | 370            | 303            | 226            | 116            | 45             | 4             | ...          | 245              |
| 25 to 29 percent  | 981    | 151             | 44             | 109            | 193            | 208            | 110            | 106            | 60             | -             | ...          | 248              |
| 30 to 34 percent  | 627    | 24              | 44             | 32             | 160            | 228            | 93             | 34             | 12             | -             | ...          | 261              |
| 35 to 49 percent  | 1 175  | 24              | 27             | 161            | 358            | 316            | 143            | 76             | 70             | -             | ...          | 252              |
| 50 percent or more  | 2 465  | 32              | 69             | 325            | 709            | 691            | 433            | 99             | 94             | 13            | ...          | 257              |
| Not computed  | 416    | 8               | 53             | 34             | 91             | 11             | 40             | 31             | -              | -             | 148          | 217              |
| Median  | 25.1   | 24.6            | 25.0           | 23.3           | 25.4           | 25.5           | 25.8           | 24.3           | 30.2           | 23.1          | ...          | ...              |
| <b>SELECTED CHARACTERISTICS</b>   |        |                 |                |                |                |                |                |                |                |               |              |                  |
| Heating equipment   | 10 820 | 499             | 421            | 1 387          | 2 897          | 2 850          | 1 549          | 694            | 351            | 29            | 143          | 252              |
| Central heating system  | 9 935  | 484             | 393            | 1 269          | 2 623          | 2 570          | 1 448          | 649            | 327            | 29            | 143          | 252              |
| Air conditioning  | 6 119  | 15              | 123            | 598            | 1 530          | 1 791          | 1 130          | 517            | 276            | 24            | 106          | 270              |
| Central system  | 510    | 7               | 11             | 44             | 52             | 203            | 94             | 33             | 60             | -             | 6            | 286              |



Table D-16. Income and Poverty Status in 1979 of Owner-Occupied Housing Units With a White Householder: 1980

[Data are estimates based on a sample, see Introduction. For meaning of symbols, see Introduction. For definitions of terms, see appendixes A and B]

| Irvington town  | Household income in 1979 |                   |                    |                      |                      |                      |                      |                      |                      |                  |                  | Income in 1979 below poverty level |                |
|---|--------------------------|-------------------|--------------------|----------------------|----------------------|----------------------|----------------------|----------------------|----------------------|------------------|------------------|------------------------------------|----------------|
|   | Total                    | Less than \$5,000 | \$5,000 to \$9,999 | \$10,000 to \$12,499 | \$12,500 to \$14,999 | \$15,000 to \$19,999 | \$20,000 to \$24,999 | \$25,000 to \$34,999 | \$35,000 to \$49,999 | \$50,000 or more | Median (dollars) |                                    | Mean (dollars) |
| <b>Owner-occupied housing units</b> .....   | 5 023                    | 470               | 618                | 355                  | 380                  | 711                  | 671                  | 1 093                | 554                  | 171              | 19 836           | 21 328                             | 298            |
| <b>HOUSEHOLD TYPE AND AGE OF HOUSEHOLDER</b>  |                          |                   |                    |                      |                      |                      |                      |                      |                      |                  |                  |                                    |                |
| <b>Married-couple families</b> .....  | 3 325                    | 72                | 249                | 216                  | 219                  | 541                  | 542                  | 925                  | 432                  | 129              | 22 760           | 24 412                             | 63             |
| 15 to 24 years .....  | 11                       | —                 | —                  | —                    | —                    | —                    | —                    | 6                    | —                    | 5                | 29 792           | 41 367                             | —              |
| 25 to 34 years .....  | 383                      | 6                 | —                  | 11                   | 8                    | 96                   | 95                   | 142                  | 20                   | 5                | 23 345           | 23 993                             | 6              |
| 35 to 44 years .....  | 455                      | —                 | 5                  | 25                   | 21                   | 106                  | 97                   | 140                  | 49                   | 12               | 22 716           | 24 949                             | —              |
| 45 to 64 years .....  | 1 694                    | 18                | 88                 | 81                   | 108                  | 232                  | 259                  | 523                  | 300                  | 85               | 26 030           | 27 009                             | 25             |
| 65 years and over .....   | 782                      | 48                | 156                | 99                   | 82                   | 107                  | 91                   | 114                  | 63                   | 22               | 15 333           | 18 440                             | 32             |
| <b>Male householder, no wife present</b> .....  | 440                      | 73                | 47                 | 46                   | 49                   | 65                   | 29                   | 66                   | 39                   | 26               | 15 568           | 20 076                             | 47             |
| 15 to 24 years .....  | 6                        | —                 | —                  | —                    | —                    | 6                    | —                    | —                    | —                    | —                | 18 750           | 19 010                             | —              |
| 25 to 34 years .....  | 48                       | 6                 | —                  | 15                   | 7                    | —                    | —                    | 6                    | —                    | 14               | 13 571           | 31 428                             | 6              |
| 35 to 44 years .....  | 48                       | 8                 | —                  | 6                    | —                    | 19                   | —                    | 7                    | 8                    | —                | 18 125           | 18 801                             | —              |
| 45 to 64 years .....  | 157                      | 8                 | —                  | 7                    | 16                   | 18                   | 17                   | 48                   | 31                   | 12               | 25 744           | 28 272                             | 8              |
| 65 years and over .....   | 181                      | 51                | 47                 | 18                   | 26                   | 22                   | 12                   | 5                    | —                    | —                | 9 432            | 10 331                             | 33             |
| <b>Female householder, no husband present</b> .....   | 1 258                    | 325               | 322                | 93                   | 112                  | 105                  | 100                  | 102                  | 83                   | 16               | 9 646            | 13 614                             | 188            |
| 15 to 24 years .....  | 14                       | —                 | 7                  | —                    | —                    | —                    | —                    | 7                    | —                    | —                | 21 250           | 20 483                             | —              |
| 25 to 34 years .....  | 27                       | 14                | —                  | 7                    | —                    | —                    | 6                    | —                    | —                    | —                | 4 821            | 8 164                              | 14             |
| 35 to 44 years .....  | 81                       | 17                | 14                 | 6                    | 16                   | 28                   | —                    | —                    | —                    | —                | 13 047           | 11 502                             | 9              |
| 45 to 64 years .....  | 428                      | 62                | 47                 | 53                   | 48                   | 46                   | 57                   | 63                   | 41                   | 11               | 15 323           | 18 551                             | 44             |
| 65 years and over .....   | 708                      | 232               | 254                | 27                   | 48                   | 31                   | 37                   | 39                   | 35                   | 5                | 6 704            | 10 942                             | 121            |
| <b>Median age</b> .....   | 58.9                     | 71.2              | 73.4               | 60.2                 | 62.8                 | 55.9                 | 56.7                 | 54.1                 | 54.8                 | 58.1             | ...              | ...                                | 68.9           |
| <b>YEAR HOUSEHOLDER MOVED INTO UNIT</b>   |                          |                   |                    |                      |                      |                      |                      |                      |                      |                  |                  |                                    |                |
| 1979 to March 1980 .....  | 242                      | 8                 | 5                  | 16                   | 27                   | 61                   | 50                   | 52                   | 14                   | 9                | 20 303           | 21 520                             | 8              |
| 1975 to 1978 .....  | 777                      | 50                | 20                 | 37                   | 46                   | 167                  | 142                  | 228                  | 71                   | 16               | 22 015           | 23 476                             | 26             |
| 1970 to 1974 .....  | 750                      | 15                | 80                 | 38                   | 26                   | 132                  | 128                  | 204                  | 98                   | 29               | 23 136           | 24 788                             | 21             |
| 1960 to 1969 .....  | 1 257                    | 135               | 153                | 97                   | 90                   | 150                  | 119                  | 283                  | 174                  | 56               | 20 120           | 21 879                             | 67             |
| 1959 or earlier .....   | 1 997                    | 262               | 360                | 167                  | 191                  | 201                  | 232                  | 326                  | 197                  | 61               | 15 462           | 18 822                             | 176            |
| <b>SELECTED CHARACTERISTICS</b>   |                          |                   |                    |                      |                      |                      |                      |                      |                      |                  |                  |                                    |                |
| <b>Complete plumbing for exclusive use</b> .....  | 4 918                    | 470               | 605                | 355                  | 353                  | 687                  | 651                  | 1 072                | 554                  | 171              | 19 916           | 21 381                             | 298            |
| 1.01 or more persons per room .....   | 98                       | —                 | —                  | 11                   | 8                    | 2                    | 29                   | 19                   | 12                   | 17               | 24 792           | 29 444                             | —              |
| <b>Lacking complete plumbing for exclusive use</b> .....  | 105                      | —                 | 13                 | —                    | 27                   | 24                   | 20                   | 21                   | —                    | —                | 18 203           | 18 856                             | —              |
| 1.01 or more persons per room .....   | —                        | —                 | —                  | —                    | —                    | —                    | —                    | —                    | —                    | —                | —                | —                                  | —              |
| <b>Heating equipment</b> .....  | 4 996                    | 455               | 618                | 355                  | 380                  | 711                  | 664                  | 1 088                | 554                  | 171              | 19 846           | 21 372                             | 290            |
| Central heating system .....  | 4 773                    | 411               | 604                | 335                  | 373                  | 669                  | 654                  | 1 045                | 511                  | 171              | 19 958           | 21 468                             | 278            |
| <b>Air conditioning</b> .....   | 3 417                    | 222               | 345                | 222                  | 254                  | 470                  | 486                  | 816                  | 457                  | 145              | 21 680           | 23 335                             | 143            |
| Central system .....  | 106                      | 14                | 5                  | 8                    | 7                    | 15                   | —                    | 20                   | 28                   | 9                | 25 714           | 27 441                             | 7              |
| <b>Vehicles available</b> .....   | 4 116                    | 183               | 345                | 292                  | 283                  | 627                  | 625                  | 1 051                | 545                  | 165              | 22 065           | 23 810                             | 143            |
| 1 .....   | 2 109                    | 156               | 286                | 236                  | 221                  | 379                  | 333                  | 320                  | 141                  | 37               | 16 906           | 18 527                             | 117            |
| 2 or more .....   | 2 007                    | 27                | 59                 | 56                   | 62                   | 248                  | 292                  | 731                  | 404                  | 128              | 27 412           | 29 362                             | 26             |
| <b>House heating fuel</b> .....   | 4 996                    | 455               | 618                | 355                  | 380                  | 711                  | 664                  | 1 088                | 554                  | 171              | 19 846           | 21 372                             | 290            |
| Utility gas .....   | 2 215                    | 216               | 239                | 152                  | 193                  | 277                  | 317                  | 470                  | 246                  | 105              | 20 401           | 22 038                             | 137            |
| Bottled, tank, or LP gas .....  | 51                       | 21                | —                  | 6                    | 7                    | —                    | 6                    | 11                   | —                    | —                | 11 875           | 13 204                             | 21             |
| Electricity .....   | 35                       | —                 | 9                  | —                    | 14                   | —                    | —                    | 12                   | —                    | —                | 14 018           | 17 129                             | —              |
| Fuel oil, kerosene, etc. .....  | 2 661                    | 218               | 365                | 197                  | 166                  | 424                  | 328                  | 595                  | 302                  | 66               | 19 553           | 21 018                             | 132            |
| Other .....   | 34                       | —                 | 5                  | —                    | —                    | 10                   | 13                   | —                    | 6                    | —                | 20 385           | 22 347                             | —              |
| <b>Median rooms</b> .....   | 5.7                      | 5.1               | 5.2                | 5.4                  | 5.5                  | 5.7                  | 5.9                  | 5.9                  | 5.9                  | 6.5              | ...              | ...                                | 5.2            |
| <b>Specified owner-occupied housing units</b> .....   | 2 339                    | 183               | 221                | 157                  | 190                  | 367                  | 315                  | 523                  | 285                  | 98               | 20 625           | 22 609                             | 104            |
| <b>MORTGAGE STATUS AND SELECTED MONTHLY OWNER COSTS</b>   |                          |                   |                    |                      |                      |                      |                      |                      |                      |                  |                  |                                    |                |
| <b>With a mortgage</b> .....  | 1 188                    | 51                | 58                 | 55                   | 107                  | 236                  | 171                  | 341                  | 127                  | 42               | 21 843           | 24 064                             | 34             |
| Less than \$200 .....   | 8                        | —                 | —                  | —                    | —                    | —                    | —                    | —                    | —                    | —                | 3 750            | 4 255                              | —              |
| \$200 to \$249 .....  | 53                       | —                 | —                  | —                    | —                    | 14                   | 6                    | 24                   | 9                    | —                | 30 079           | 28 099                             | —              |
| \$250 to \$299 .....  | 89                       | 15                | 20                 | —                    | —                    | 19                   | 4                    | 27                   | 4                    | —                | 18 021           | 17 408                             | —              |
| \$300 to \$349 .....  | 150                      | 13                | 6                  | 16                   | 17                   | 13                   | 18                   | 40                   | 20                   | 7                | 21 667           | 23 649                             | 13             |
| \$350 to \$399 .....  | 273                      | 9                 | 6                  | 8                    | 40                   | 73                   | 51                   | 52                   | 21                   | 13               | 19 427           | 23 737                             | 15             |
| \$400 to \$499 .....  | 318                      | —                 | 20                 | 22                   | 33                   | 47                   | 43                   | 122                  | 26                   | 5                | 24 118           | 23 772                             | —              |
| \$500 to \$599 .....  | 196                      | —                 | 6                  | 5                    | 17                   | 55                   | 32                   | 41                   | 28                   | 12               | 21 111           | 26 719                             | —              |
| \$600 to \$749 .....  | 88                       | 6                 | —                  | 4                    | —                    | 15                   | 17                   | 29                   | 12                   | 5                | 25 385           | 25 876                             | 6              |
| \$750 or more .....   | 13                       | —                 | —                  | —                    | —                    | —                    | —                    | 6                    | 7                    | —                | 35 055           | 31 856                             | —              |
| Median .....  | \$407                    | \$310             | \$375              | \$410                | \$396                | \$399                | \$452                | \$419                | \$434                | \$410            | ...              | ...                                | \$363          |
| <b>Not mortgaged</b> .....  | 1 151                    | 132               | 163                | 102                  | 83                   | 131                  | 144                  | 182                  | 158                  | 56               | 18 569           | 21 107                             | 70             |
| Less than \$50 .....  | —                        | —                 | —                  | —                    | —                    | —                    | —                    | —                    | —                    | —                | —                | —                                  | —              |
| \$50 to \$74 .....  | —                        | —                 | —                  | —                    | —                    | —                    | —                    | —                    | —                    | —                | —                | —                                  | —              |
| \$75 to \$99 .....  | 4                        | 4                 | —                  | —                    | —                    | —                    | —                    | —                    | —                    | —                | 3 750            | 3 595                              | —              |
| \$100 to \$124 .....  | 20                       | —                 | —                  | 7                    | —                    | 6                    | —                    | —                    | 7                    | —                | 18 750           | 26 673                             | —              |
| \$125 to \$149 .....  | 4                        | —                 | —                  | —                    | —                    | —                    | —                    | —                    | —                    | 4                | 52 076           | 50 220                             | —              |
| \$150 to \$199 .....  | 218                      | 39                | 54                 | 8                    | 21                   | 38                   | 13                   | 8                    | 23                   | 14               | 13 452           | 18 142                             | 21             |
| \$200 to \$249 .....  | 414                      | 44                | 66                 | 23                   | 24                   | 40                   | 60                   | 89                   | 51                   | 17               | 20 806           | 21 497                             | 21             |
| \$250 or more .....   | 491                      | 45                | 43                 | 64                   | 38                   | 47                   | 71                   | 85                   | 77                   | 21               | 20 434           | 21 773                             | 28             |
| Median .....  | \$240                    | \$226             | \$221              | \$250+               | \$243                | \$227                | \$249                | \$247                | \$248                | \$229            | ...              | ...                                | \$233          |
| <b>MORTGAGE STATUS AND SELECTED MONTHLY OWNER COSTS AS PERCENTAGE OF HOUSEHOLD INCOME IN 1979</b> |                          |                   |                    |                      |                      |                      |                      |                      |                      |                  |                  |                                    |                |
| <b>With a mortgage</b> .....  | 1 188                    | 51                | 58                 | 55                   | 107                  | 236                  | 171                  | 341                  | 127                  | 42               | 21 843           | 24 064                             | 34             |
| Less than 15 percent .....  | 204                      | —                 | —                  | —                    | —                    | —                    | 6                    | 78                   | 78                   | 42               | 36 987           | 42 691                             | —              |
| 15 to 19 percent .....  | 231                      | —                 | —                  | —                    | —                    | 33                   | 30                   | 143                  | 25                   | —                | 27 674           | 28 009                             | —              |
| 20 to 24 percent .....  | 172                      | —                 | —                  | —                    | —                    | 30                   | 55                   | 70                   | 17                   | —                | 25 062           | 24 837                             | —              |
| 25 to 29 percent .....  | 174                      | —                 | —                  | —                    | 10                   | 69                   | 57                   | 38                   | —                    | —                | 20 526           | 20 918                             | —              |
| 30 to 34 percent .....  | 135                      | —                 | —                  | —                    | 41                   | 63                   | 12                   | 12                   | 7                    | —                | 16 949           | 18 653                             | —              |
| 35 percent or more .....  | 272                      | 51                | 58                 | 55                   | 56                   | 41                   | 11                   | —                    | —                    | —                | 11 227           | 10 953                             | 34             |
| Not computed .....  | —                        | —                 | —                  | —                    | —                    | —                    | —                    | —                    | —                    | —                | —                | —                                  | —              |
| Median .....  | 24.6                     | 50+               | 48.5               | 44.6                 | 35.6                 | 29.0                 | 24.5                 | 18.2                 | 13.8                 | 10—              | ...              | ...                                | 50+            |
| <b>Not mortgaged</b> .....  | 1 151                    | 132               | 163                | 102                  | 83                   | 131                  | 144                  | 182                  | 158                  | 56               | 18 569           | 21 107                             | 70             |
| Less than 10 percent .....  | 270                      | —                 | —                  | —                    | —                    | 14                   | 13                   | 51                   | 136                  | 56               | 38 137           | 40 960                             | —              |
| 10 to 14 percent .....  | 264                      | —                 | —                  | 7                    | —                    | 25                   | 85                   | 125                  | 22                   | —                | 25 441           | 25 637                             | 7              |
| 15 to 19 percent .....  | 139                      | —                 | —                  | 8                    | 37                   | 50                   | 38                   | 6                    | —                    | —                | 17 723           | 17 564                             | —              |
| 20 to 24 percent .....  | 49                       | —                 | —                  | 7                    | 30                   | 12                   | —                    | —                    | —                    | —                | 13 958           | 14 287                             | —              |
| 25 to 29 percent .....  | 126                      | —                 | 34                 | 49                   | 10                   | 25                   | 8                    | —                    | —                    | —                | 11 480           | 12 212                             | —              |
| 30 to 34 percent .....  | 61                       | 4                 | 37                 | 15                   | —                    | 5                    | —                    | —                    | —                    | —                | 9 153            | 8 795                              | —              |
| 35 percent or more .....  | 222                      | 108               | 92                 | 16                   | 6                    | —                    | —                    | —                    | —                    | —                | 5 087            | 5 631                              | 43             |
| Not computed .....  | 20                       | —                 | —                  | —                    | —                    | —                    | —                    | —                    | —                    | —                | 2500—            | —                                  | 20             |
| Median .....  | 16.1                     | 50+               | 40.8               | 28.0                 | 20.7                 | 17.6                 | 13.5                 | 11.6                 | 10—                  | 10—              | ...              | ...                                | 50+            |

Table D-17. **Income and Poverty Status in 1979 of Renter-Occupied Housing Units With a White Householder: 1980**

[Data are estimates based on a sample, see Introduction. For meaning of symbols, see Introduction. For definitions of terms, see appendixes A and B]

| Irvington town  | Household income in 1979 |                   |                    |                      |                      |                      |                      |                      |                      |                  |                  |                | Income in 1979 below poverty level |
|---|--------------------------|-------------------|--------------------|----------------------|----------------------|----------------------|----------------------|----------------------|----------------------|------------------|------------------|----------------|------------------------------------|
|   | Total                    | Less than \$5,000 | \$5,000 to \$9,999 | \$10,000 to \$12,499 | \$12,500 to \$14,999 | \$15,000 to \$19,999 | \$20,000 to \$24,999 | \$25,000 to \$34,999 | \$35,000 to \$49,999 | \$50,000 or more | Median (dollars) | Mean (dollars) |                                    |
| <b>Renter-occupied housing units</b> -----                  | <b>10 867</b>            | <b>2 678</b>      | <b>2 172</b>       | <b>1 052</b>         | <b>926</b>           | <b>1 525</b>         | <b>1 036</b>         | <b>1 088</b>         | <b>297</b>           | <b>93</b>        | <b>11 387</b>    | <b>13 438</b>  | <b>1 937</b>                       |
| <b>HOUSEHOLD TYPE AND AGE OF HOUSEHOLDER</b>                |                          |                   |                    |                      |                      |                      |                      |                      |                      |                  |                  |                |                                    |
| <b>Married-couple families</b> -----                        | <b>3 796</b>             | <b>317</b>        | <b>625</b>         | <b>305</b>           | <b>396</b>           | <b>637</b>           | <b>551</b>           | <b>686</b>           | <b>214</b>           | <b>65</b>        | <b>17 415</b>    | <b>18 416</b>  | <b>273</b>                         |
| 15 to 24 years -----  | 226                      | 27                | 43                 | 27                   | 26                   | 65                   | 26                   | 12                   | —                    | —                | 14 038           | 13 717         | 27                                 |
| 25 to 34 years -----  | 846                      | 61                | 47                 | 64                   | 84                   | 204                  | 137                  | 212                  | 26                   | 11               | 19 310           | 19 790         | 74                                 |
| 35 to 44 years -----  | 378                      | 10                | 18                 | 22                   | 71                   | 90                   | 51                   | 80                   | 36                   | —                | 18 625           | 20 816         | 10                                 |
| 45 to 64 years -----  | 1 284                    | 62                | 103                | 83                   | 108                  | 167                  | 255                  | 314                  | 144                  | 48               | 22 204           | 23 011         | 68                                 |
| 65 years and over -----                                     | 1 062                    | 157               | 414                | 109                  | 107                  | 111                  | 82                   | 68                   | 8                    | —                | 9 401            | 11 912         | 94                                 |
| <b>Male householder, no wife present</b> -----              | <b>2 344</b>             | <b>472</b>        | <b>410</b>         | <b>236</b>           | <b>177</b>           | <b>466</b>           | <b>270</b>           | <b>266</b>           | <b>28</b>            | <b>19</b>        | <b>13 263</b>    | <b>14 336</b>  | <b>313</b>                         |
| 15 to 24 years -----  | 268                      | 48                | 38                 | 41                   | 26                   | 73                   | 20                   | 11                   | —                    | —                | 13 173           | 13 688         | 44                                 |
| 25 to 34 years -----  | 528                      | 56                | 69                 | 88                   | 39                   | 150                  | 48                   | 73                   | 5                    | —                | 15 566           | 15 620         | 56                                 |
| 35 to 44 years -----  | 245                      | 33                | 35                 | 15                   | 9                    | 74                   | 30                   | 18                   | 12                   | 19               | 17 734           | 20 254         | 33                                 |
| 45 to 64 years -----  | 658                      | 106               | 53                 | 60                   | 46                   | 152                  | 135                  | 106                  | —                    | —                | 18 036           | 15 888         | 75                                 |
| 65 years and over -----                                     | 645                      | 229               | 215                | 32                   | 57                   | 17                   | 37                   | 58                   | —                    | —                | 6 682            | 9 722          | 105                                |
| <b>Female householder, no husband present</b> -----         | <b>4 727</b>             | <b>1 889</b>      | <b>1 137</b>       | <b>511</b>           | <b>353</b>           | <b>422</b>           | <b>115</b>           | <b>136</b>           | <b>55</b>            | <b>9</b>         | <b>6 586</b>     | <b>8 996</b>   | <b>1 351</b>                       |
| 15 to 24 years -----  | 280                      | 77                | 87                 | 51                   | 26                   | 24                   | 10                   | —                    | —                    | —                | 7 931            | 9 084          | 71                                 |
| 25 to 34 years -----  | 617                      | 174               | 127                | 134                  | 53                   | 67                   | 50                   | 7                    | —                    | —                | 10 140           | 9 920          | 215                                |
| 35 to 44 years -----  | 342                      | 132               | 46                 | 26                   | 40                   | 65                   | —                    | —                    | —                    | —                | 9 239            | 11 131         | 156                                |
| 45 to 64 years -----  | 1 204                    | 181               | 290                | 190                  | 163                  | 173                  | 90                   | 33                   | —                    | —                | 11 724           | 12 935         | 200                                |
| 65 years and over -----                                     | 2 284                    | 1 325             | 587                | 110                  | 71                   | 93                   | 65                   | 16                   | 17                   | —                | 4 573            | 6 340          | 709                                |
| <b>Median age</b> -----                                     | <b>57.3</b>              | <b>71.2</b>       | <b>67.7</b>        | <b>51.5</b>          | <b>52.1</b>          | <b>42.1</b>          | <b>52.6</b>          | <b>50.3</b>          | <b>54.1</b>          | <b>50.8</b>      | <b>...</b>       | <b>...</b>     | <b>61.9</b>                        |
| <b>YEAR HOUSEHOLDER MOVED INTO UNIT</b>                     |                          |                   |                    |                      |                      |                      |                      |                      |                      |                  |                  |                |                                    |
| 1979 to March 1980 -----                                    | 1 950                    | 485               | 356                | 269                  | 146                  | 368                  | 156                  | 130                  | 34                   | 6                | 11 245           | 12 429         | 412                                |
| 1975 to 1978 -----  | 3 329                    | 675               | 621                | 314                  | 319                  | 510                  | 369                  | 416                  | 76                   | 29               | 12 927           | 14 458         | 490                                |
| 1970 to 1974 -----  | 1 937                    | 472               | 334                | 155                  | 213                  | 286                  | 219                  | 201                  | 42                   | 15               | 12 588           | 13 887         | 347                                |
| 1960 to 1969 -----  | 2 438                    | 693               | 575                | 200                  | 179                  | 245                  | 161                  | 249                  | 100                  | 36               | 9 253            | 13 081         | 445                                |
| 1959 or earlier -----                                       | 1 213                    | 353               | 286                | 114                  | 69                   | 116                  | 131                  | 92                   | 45                   | 7                | 9 226            | 12 266         | 243                                |
| <b>PLUMBING FACILITIES BY PERSONS PER ROOM</b>              |                          |                   |                    |                      |                      |                      |                      |                      |                      |                  |                  |                |                                    |
| <b>Complete plumbing for exclusive use</b> -----            | <b>10 505</b>            | <b>2 575</b>      | <b>2 114</b>       | <b>1 007</b>         | <b>894</b>           | <b>1 477</b>         | <b>992</b>           | <b>1 061</b>         | <b>297</b>           | <b>88</b>        | <b>11 399</b>    | <b>13 480</b>  | <b>1 856</b>                       |
| 0.50 or less -----  | 6 097                    | 1 609             | 1 351              | 657                  | 565                  | 864                  | 494                  | 430                  | 102                  | 25               | 10 337           | 12 072         | 985                                |
| 0.51 to 1.00 -----  | 4 063                    | 903               | 713                | 345                  | 300                  | 535                  | 480                  | 552                  | 172                  | 63               | 13 087           | 15 296         | 766                                |
| 1.01 to 1.50 -----  | 246                      | 48                | 50                 | 5                    | 29                   | 30                   | 6                    | 60                   | 18                   | —                | 14 224           | 15 997         | 90                                 |
| 1.51 or more -----  | 99                       | 15                | —                  | —                    | —                    | 48                   | 12                   | 19                   | 5                    | —                | 18 875           | 19 352         | 15                                 |
| <b>Lacking complete plumbing for exclusive use</b> -----    | <b>362</b>               | <b>103</b>        | <b>58</b>          | <b>45</b>            | <b>32</b>            | <b>48</b>            | <b>44</b>            | <b>27</b>            | <b>—</b>             | <b>5</b>         | <b>11 111</b>    | <b>12 243</b>  | <b>81</b>                          |
| 0.50 or less -----  | 202                      | 58                | 42                 | 32                   | 18                   | 18                   | 13                   | 21                   | —                    | —                | 10 078           | 10 700         | 45                                 |
| 0.51 to 1.00 -----  | 149                      | 45                | 10                 | 13                   | 14                   | 30                   | 31                   | 6                    | —                    | —                | 13 661           | 12 387         | 30                                 |
| 1.01 to 1.50 -----  | 6                        | —                 | 6                  | —                    | —                    | —                    | —                    | —                    | —                    | —                | 8 750            | 9 980          | 6                                  |
| 1.51 or more -----  | 5                        | —                 | —                  | —                    | —                    | —                    | —                    | —                    | —                    | 5                | 52 076           | 72 975         | —                                  |
| <b>SELECTED CHARACTERISTICS</b>                             |                          |                   |                    |                      |                      |                      |                      |                      |                      |                  |                  |                |                                    |
| <b>Heating equipment</b> -----                              | <b>10 830</b>            | <b>2 661</b>      | <b>2 167</b>       | <b>1 047</b>         | <b>916</b>           | <b>1 525</b>         | <b>1 036</b>         | <b>1 088</b>         | <b>297</b>           | <b>93</b>        | <b>11 402</b>    | <b>13 460</b>  | <b>1 920</b>                       |
| Central heating system -----                                | 9 945                    | 2 454             | 2 003              | 930                  | 866                  | 1 399                | 950                  | 963                  | 292                  | 88               | 11 386           | 13 467         | 1 748                              |
| <b>Air conditioning</b> -----                               | <b>6 120</b>             | <b>1 036</b>      | <b>1 219</b>       | <b>575</b>           | <b>554</b>           | <b>908</b>           | <b>721</b>           | <b>801</b>           | <b>224</b>           | <b>82</b>        | <b>13 538</b>    | <b>15 304</b>  | <b>802</b>                         |
| Central system -----  | 510                      | 119               | 94                 | 49                   | 52                   | 85                   | 49                   | 34                   | 17                   | 11               | 12 143           | 13 817         | 103                                |
| <b>Vehicles available</b> -----                             | <b>6 749</b>             | <b>646</b>        | <b>998</b>         | <b>749</b>           | <b>717</b>           | <b>1 340</b>         | <b>902</b>           | <b>1 015</b>         | <b>289</b>           | <b>93</b>        | <b>16 168</b>    | <b>17 343</b>  | <b>643</b>                         |
| 1 -----   | 4 824                    | 590               | 836                | 628                  | 631                  | 990                  | 514                  | 487                  | 111                  | 37               | 13 918           | 15 031         | 540                                |
| 2 or more -----   | 1 925                    | 56                | 162                | 121                  | 86                   | 350                  | 388                  | 528                  | 178                  | 56               | 22 287           | 23 138         | 103                                |
| <b>House heating fuel</b> -----                             | <b>10 830</b>            | <b>2 661</b>      | <b>2 167</b>       | <b>1 047</b>         | <b>916</b>           | <b>1 525</b>         | <b>1 036</b>         | <b>1 088</b>         | <b>297</b>           | <b>93</b>        | <b>11 402</b>    | <b>13 460</b>  | <b>1 920</b>                       |
| Utility gas -----   | 3 991                    | 932               | 797                | 408                  | 277                  | 604                  | 352                  | 437                  | 155                  | 29               | 11 633           | 13 814         | 692                                |
| Bottled, tank, or LP gas -----                              | 121                      | 43                | 20                 | 17                   | —                    | 24                   | —                    | 17                   | —                    | —                | 9 554            | 11 504         | 35                                 |
| Electricity -----   | 295                      | 96                | 58                 | 20                   | 55                   | 13                   | 29                   | 14                   | 10                   | —                | 9 536            | 11 016         | 64                                 |
| Fuel oil, kerosene, etc. -----                              | 6 343                    | 1 582             | 1 292              | 592                  | 568                  | 884                  | 624                  | 605                  | 132                  | 64               | 11 256           | 13 329         | 1 121                              |
| Other -----   | 80                       | 8                 | —                  | 10                   | 16                   | —                    | 31                   | 15                   | —                    | —                | 22 143           | 18 193         | 8                                  |
| <b>Median rooms</b> -----                                   | <b>3.5</b>               | <b>3.1</b>        | <b>3.3</b>         | <b>3.5</b>           | <b>3.5</b>           | <b>3.9</b>           | <b>3.8</b>           | <b>4.2</b>           | <b>4.5</b>           | <b>5.0</b>       | <b>...</b>       | <b>...</b>     | <b>3.3</b>                         |
| <b>Specified renter-occupied housing units</b> -----        | <b>10 857</b>            | <b>2 678</b>      | <b>2 172</b>       | <b>1 052</b>         | <b>926</b>           | <b>1 525</b>         | <b>1 036</b>         | <b>1 078</b>         | <b>297</b>           | <b>93</b>        | <b>11 375</b>    | <b>13 427</b>  | <b>1 937</b>                       |
| <b>CONTRACT RENT</b>  |                          |                   |                    |                      |                      |                      |                      |                      |                      |                  |                  |                |                                    |
| Less than \$100 -----                                       | 626                      | 518               | 68                 | 15                   | 7                    | 10                   | —                    | 8                    | —                    | —                | 3 848            | 4 389          | 281                                |
| \$100 to \$149 -----  | 967                      | 276               | 217                | 94                   | 71                   | 112                  | 108                  | 62                   | 19                   | 8                | 9 699            | 12 031         | 245                                |
| \$150 to \$199 -----  | 2 731                    | 782               | 614                | 310                  | 267                  | 372                  | 170                  | 174                  | 16                   | 26               | 9 710            | 11 561         | 501                                |
| \$200 to \$249 -----  | 3 374                    | 615               | 779                | 361                  | 366                  | 508                  | 256                  | 382                  | 95                   | 12               | 12 029           | 13 768         | 482                                |
| \$250 to \$299 -----  | 2 263                    | 371               | 410                | 200                  | 141                  | 399                  | 313                  | 326                  | 94                   | 9                | 15 137           | 15 645         | 319                                |
| \$300 to \$349 -----  | 547                      | 39                | 71                 | 30                   | 41                   | 87                   | 155                  | 63                   | 40                   | 21               | 20 196           | 20 411         | 39                                 |
| \$350 to \$399 -----  | 161                      | 23                | 9                  | 18                   | 8                    | 23                   | 19                   | 32                   | 18                   | 11               | 19 926           | 22 638         | 23                                 |
| \$400 to \$499 -----  | 40                       | —                 | —                  | 11                   | 8                    | 9                    | 7                    | —                    | 5                    | —                | 17 778           | 18 411         | —                                  |
| \$500 or more -----   | —                        | —                 | —                  | —                    | —                    | —                    | —                    | —                    | —                    | —                | —                | —              | —                                  |
| No cash rent -----  | 148                      | 54                | 4                  | 13                   | 17                   | 5                    | 8                    | 31                   | 10                   | 6                | 12 941           | 16 337         | 47                                 |
| <b>Median</b> -----   | <b>\$214</b>             | <b>\$184</b>      | <b>\$210</b>       | <b>\$213</b>         | <b>\$212</b>         | <b>\$224</b>         | <b>\$246</b>         | <b>\$234</b>         | <b>\$260</b>         | <b>\$241</b>     | <b>...</b>       | <b>...</b>     | <b>\$192</b>                       |
| <b>GROSS RENT</b>   |                          |                   |                    |                      |                      |                      |                      |                      |                      |                  |                  |                |                                    |
| Less than \$100 -----                                       | 499                      | 468               | 24                 | —                    | 7                    | —                    | —                    | —                    | —                    | —                | 3 674            | 3 600          | 248                                |
| \$100 to \$149 -----  | 421                      | 185               | 123                | 45                   | 17                   | 15                   | 15                   | 8                    | 13                   | —                | 5 678            | 7 740          | 131                                |
| \$150 to \$199 -----  | 1 399                    | 381               | 340                | 172                  | 151                  | 170                  | 80                   | 83                   | 8                    | 14               | 9 583            | 11 655         | 252                                |
| \$200 to \$249 -----  | 2 897                    | 747               | 633                | 311                  | 292                  | 408                  | 246                  | 204                  | 42                   | 14               | 10 551           | 12 120         | 461                                |
| \$250 to \$299 -----  | 2 855                    | 447               | 632                | 304                  | 247                  | 450                  | 321                  | 389                  | 54                   | 11               | 12 950           | 14 534         | 432                                |
| \$300 to \$349 -----  | 1 564                    | 216               | 351                | 115                  | 113                  | 269                  | 200                  | 209                  | 82                   | 9                | 14 712           | 15 920         | 186                                |
| \$350 to \$399 -----  | 694                      | 107               | 36                 | 54                   | 51                   | 137                  | 130                  | 106                  | 52                   | 21               | 17 935           | 19 064         | 114                                |
| \$400 to \$499 -----  | 351                      | 65                | 29                 | 33                   | 31                   | 71                   | 36                   | 44                   | 31                   | 11               | 16 250           | 18 507         | 58                                 |
| \$500 or more -----   | 29                       | 8                 | —                  | 5                    | —                    | —                    | —                    | 4                    | 5                    | 7                | 31 625           | 26 499         | 8                                  |
| No cash rent -----  | 148                      | 54                | 4                  | 13                   | 17                   | 5                    | 8                    | 31                   | 10                   | 6                | 12 941           | 16 337         | 47                                 |
| <b>Median</b> -----   | <b>\$252</b>             | <b>\$216</b>      | <b>\$247</b>       | <b>\$249</b>         | <b>\$248</b>         | <b>\$271</b>         | <b>\$281</b>         | <b>\$275</b>         | <b>\$316</b>         | <b>\$325</b>     | <b>...</b>       | <b>...</b>     | <b>\$230</b>                       |
| <b>GROSS RENT AS PERCENTAGE OF HOUSEHOLD INCOME IN 1979</b> |                          |                   |                    |                      |                      |                      |                      |                      |                      |                  |                  |                |                                    |
| Less than 15 percent -----                                  | 2 072                    | 13                | 8                  | 30                   | 80                   | 250                  | 443                  | 884                  | 277                  | 87               | 26 493           | 28 223         | 20                                 |
| 15 to 19 percent -----                                      | 1 646                    | 22                | 29                 | 88                   | 197                  | 700                  | 457                  | 143                  | 10                   | —                | 18 840           | 18 636         | 13                                 |
| 20 to 24 percent -----                                      | 1 475                    | 194               | 118                | 279                  | 366                  | 377                  | 121                  | 20                   | —                    | —                | 13 501           | 13 202         | 60                                 |
| 25 to 29 percent -----                                      | 981                      | 60                | 215                | 268                  | 165                  | 175                  | 7                    | —                    | —                    | —                | 11 161           | 10 709         | 91                                 |
| 30 to 34 percent -----                                      | 627                      |                   |                    |                      |                      |                      |                      |                      |                      |                  |                  |                |                                    |



Table D—18. Selected Monthly Owner Costs for Mortgaged Housing Units With a White Householder: 1980

[Data are estimates based on a sample, see Introduction. For meaning of symbols, see Introduction. For definitions of terms, see appendixes A and B]

| Irvington town  | Total    | Less than \$200 | \$200 to \$249 | \$250 to \$299 | \$300 to \$349 | \$350 to \$399 | \$400 to \$499 | \$500 to \$599 | \$600 to \$749 | \$750 or more | Median (dollars) |
|---|----------|-----------------|----------------|----------------|----------------|----------------|----------------|----------------|----------------|---------------|------------------|
| Specified owner-occupied housing units -----                                  | 1 188    | 8               | 53             | 89             | 150            | 273            | 318            | 196            | 88             | 13            | 407              |
| <b>PERSONS IN UNIT</b>  |          |                 |                |                |                |                |                |                |                |               |                  |
| 1 person -----  | 86       | 8               | —              | 15             | 12             | 37             | 14             | —              | —              | —             | 361              |
| 2 persons -----   | 285      | —               | 6              | 41             | 54             | 64             | 88             | 25             | —              | 7             | 382              |
| 3 persons -----   | 243      | —               | 23             | 13             | 41             | 58             | 37             | 47             | 18             | 6             | 388              |
| 4 persons -----   | 301      | —               | 8              | 7              | 24             | 72             | 86             | 65             | 39             | —             | 444              |
| 5 persons -----   | 178      | —               | 10             | 8              | 19             | 20             | 66             | 38             | 17             | —             | 440              |
| 6 persons -----   | 71       | —               | —              | 5              | —              | 22             | 18             | 12             | 14             | —             | 447              |
| 7 persons -----   | 13       | —               | —              | —              | —              | —              | 9              | 4              | —              | —             | 436              |
| 8 or more persons -----   | 11       | —               | 6              | —              | —              | —              | —              | 5              | —              | —             | 246              |
| Median -----  | 3.42     | 1.00            | 3.39           | 2.22           | 2.72           | 3.11           | 3.73           | 3.90           | 4.17           | 2.43          | ...              |
| <b>HOUSEHOLD TYPE AND AGE OF HOUSEHOLDER</b>                                  |          |                 |                |                |                |                |                |                |                |               |                  |
| Married-couple families -----   | 935      | —               | 47             | 53             | 111            | 195            | 261            | 174            | 88             | 6             | 421              |
| 15 to 24 years -----  | 5        | —               | —              | —              | —              | —              | 5              | —              | —              | —             | 550              |
| 25 to 34 years -----  | 176      | —               | —              | —              | —              | 23             | 57             | 66             | 30             | —             | 512              |
| 35 to 44 years -----  | 222      | —               | 14             | 4              | 28             | 48             | 65             | 41             | 22             | —             | 422              |
| 45 to 64 years -----  | 467      | —               | 33             | 31             | 77             | 100            | 128            | 56             | 36             | 6             | 396              |
| 65 years and over -----   | 65       | —               | —              | 18             | 6              | 24             | 11             | 6              | —              | —             | 368              |
| Male householder, no wife present -----                                       | 82       | —               | 6              | 14             | 6              | 37             | 12             | 7              | —              | —             | 370              |
| 15 to 24 years -----  | —        | —               | —              | —              | —              | —              | —              | —              | —              | —             | —                |
| 25 to 34 years -----  | 27       | —               | —              | —              | 6              | 14             | —              | 7              | —              | —             | 377              |
| 35 to 44 years -----  | —        | —               | —              | —              | —              | —              | —              | —              | —              | —             | —                |
| 45 to 64 years -----  | 31       | —               | 6              | 7              | —              | 6              | 12             | —              | —              | —             | 371              |
| 65 years and over -----   | 24       | —               | —              | 7              | —              | 17             | —              | —              | —              | —             | 365              |
| Female householder, no husband present -----                                  | 171      | 8               | —              | 22             | 33             | 41             | 45             | 15             | —              | 7             | 377              |
| 15 to 24 years -----  | 7        | —               | —              | —              | —              | —              | —              | —              | —              | 7             | 750+             |
| 25 to 34 years -----  | —        | —               | —              | —              | —              | —              | —              | —              | —              | —             | —                |
| 35 to 44 years -----  | 47       | —               | —              | —              | —              | 33             | 14             | —              | —              | —             | 386              |
| 45 to 64 years -----  | 90       | 8               | —              | 12             | 27             | 8              | 20             | 15             | —              | —             | 346              |
| 65 years and over -----   | 27       | —               | —              | 10             | 6              | —              | 11             | —              | —              | —             | 329              |
| Median age -----  | 49.3     | 62.5            | 52.1           | 62.4           | 56.8           | 47.8           | 49.0           | 40.2           | 39.1           | 24.6          | ...              |
| <b>YEAR HOUSEHOLDER MOVED INTO UNIT</b>                                       |          |                 |                |                |                |                |                |                |                |               |                  |
| 1979 to March 1980 -----  | 120      | —               | —              | —              | 6              | 15             | 39             | 30             | 30             | —             | 500              |
| 1975 to 1978 -----  | 305      | —               | 14             | 5              | 12             | 55             | 104            | 77             | 38             | —             | 464              |
| 1970 to 1974 -----  | 280      | —               | 4              | 7              | 26             | 104            | 101            | 29             | 9              | —             | 400              |
| 1960 to 1969 -----  | 381      | —               | 23             | 50             | 89             | 99             | 61             | 41             | 5              | 13            | 364              |
| 1959 or earlier -----   | 102      | 8               | 12             | 27             | 17             | —              | 13             | 19             | 6              | —             | 312              |
| <b>ROOMS</b>  |          |                 |                |                |                |                |                |                |                |               |                  |
| 1 to 3 rooms -----  | —        | —               | —              | —              | —              | —              | —              | —              | —              | —             | —                |
| 4 rooms -----   | 22       | —               | —              | 7              | 6              | 16             | —              | —              | —              | —             | 366              |
| 5 rooms -----   | 107      | —               | —              | 23             | 32             | 32             | 8              | 5              | —              | —             | 387              |
| 6 rooms -----   | 659      | 8               | 39             | 62             | 83             | 110            | 210            | 104            | 43             | —             | 412              |
| 7 rooms -----   | 294      | —               | 14             | 16             | 27             | 85             | 64             | 58             | 30             | —             | 406              |
| 8 or more rooms -----   | 106      | —               | —              | 4              | 11             | 30             | 12             | 26             | 10             | 13            | 483              |
| Median -----  | 6.2      | 6.0             | 6.2            | 6.1            | 6.1            | 6.3            | 6.1            | 6.4            | 6.4            | 8.5+          | ...              |
| <b>YEAR STRUCTURE BUILT</b>   |          |                 |                |                |                |                |                |                |                |               |                  |
| 1975 to March 1980 -----  | —        | —               | —              | —              | —              | —              | —              | —              | —              | —             | —                |
| 1970 to 1974 -----  | —        | —               | —              | —              | —              | —              | —              | —              | —              | —             | —                |
| 1960 to 1969 -----  | 47       | —               | 8              | —              | —              | —              | 18             | 14             | —              | 7             | 490              |
| 1950 to 1959 -----  | 66       | —               | 12             | —              | —              | 32             | 10             | 6              | 6              | —             | 383              |
| 1940 to 1949 -----  | 237      | —               | 11             | 7              | 28             | 37             | 55             | 73             | 26             | —             | 467              |
| 1939 or earlier -----   | 838      | 8               | 22             | 82             | 122            | 204            | 235            | 103            | 56             | 6             | 395              |
| <b>VALUE</b>  |          |                 |                |                |                |                |                |                |                |               |                  |
| Less than \$10,000 -----  | —        | —               | —              | —              | —              | —              | —              | —              | —              | —             | —                |
| \$10,000 to \$19,999 -----  | 24       | —               | —              | 6              | 4              | 14             | —              | —              | —              | —             | 357              |
| \$20,000 to \$29,999 -----  | 205      | 8               | 37             | 28             | 13             | 49             | 21             | 42             | 7              | —             | 367              |
| \$30,000 to \$39,999 -----  | 492      | —               | 10             | 40             | 102            | 111            | 148            | 54             | 27             | —             | 392              |
| \$40,000 to \$49,999 -----  | 373      | —               | —              | 11             | 31             | 85             | 114            | 81             | 45             | 6             | 444              |
| \$50,000 to \$59,999 -----  | 56       | —               | 6              | 4              | —              | 8              | 16             | 13             | 9              | —             | 445              |
| \$60,000 to \$79,999 -----  | 38       | —               | —              | —              | —              | 6              | 19             | 6              | —              | 7             | 473              |
| \$80,000 to \$99,999 -----  | —        | —               | —              | —              | —              | —              | —              | —              | —              | —             | —                |
| \$100,000 to \$149,999 -----  | —        | —               | —              | —              | —              | —              | —              | —              | —              | —             | —                |
| \$150,000 or more -----   | —        | —               | —              | —              | —              | —              | —              | —              | —              | —             | —                |
| Median -----  | \$37 800 | \$28 800        | \$26 900       | \$32 300       | \$35 400       | \$37 200       | \$39 300       | \$40 200       | \$41 500       | \$60 400      | ...              |
| <b>SELECTED MONTHLY OWNER COSTS AS PERCENTAGE OF HOUSEHOLD INCOME IN 1979</b> |          |                 |                |                |                |                |                |                |                |               |                  |
| Less than 15 percent -----  | 204      | —               | 39             | 31             | 48             | 40             | 24             | 17             | 5              | —             | 333              |
| 15 to 19 percent -----  | 231      | —               | 14             | 23             | 37             | 54             | 79             | 24             | —              | —             | 388              |
| 20 to 24 percent -----  | 172      | —               | —              | —              | 13             | 60             | 62             | 25             | 12             | —             | 432              |
| 25 to 29 percent -----  | 174      | —               | —              | —              | 10             | 56             | 44             | 41             | 23             | —             | 463              |
| 30 to 34 percent -----  | 135      | —               | —              | —              | 7              | 27             | 41             | 35             | 12             | 13            | 486              |
| 35 percent or more -----  | 272      | 8               | —              | 35             | 35             | 36             | 68             | 54             | 36             | —             | 430              |
| Not computed -----  | —        | —               | —              | —              | —              | —              | —              | —              | —              | —             | —                |
| Median -----  | 24.6     | 50+             | 10-            | 17.9           | 18.6           | 23.5           | 24.5           | 28.9           | 31.7           | 32.5          | ...              |
| <b>SELECTED CHARACTERISTICS</b>   |          |                 |                |                |                |                |                |                |                |               |                  |
| Heating equipment -----   | 1 185    | 8               | 53             | 89             | 147            | 273            | 318            | 196            | 88             | 13            | 407              |
| Steam or hot water system -----   | 1 002    | 8               | 30             | 89             | 124            | 233            | 258            | 170            | 83             | 7             | 406              |
| Central warm-air furnace or electric heat pump -----                          | 104      | —               | 17             | —              | 19             | 26             | 22             | 20             | —              | —             | 381              |
| Other built-in electric units -----   | 20       | —               | —              | —              | —              | —              | 14             | —              | —              | 6             | 486              |
| Floor, wall, or pipeless furnace -----  | —        | —               | —              | —              | —              | —              | —              | —              | —              | —             | —                |
| Other means -----   | 59       | —               | 6              | —              | 4              | 14             | 24             | 6              | 5              | —             | 461              |
| Air conditioning -----  | 886      | 8               | 47             | 44             | 117            | 225            | 201            | 155            | 76             | 13            | 401              |
| Central system -----  | 44       | —               | 20             | —              | —              | 10             | 7              | —              | 7              | —             | 360              |
| 1 or more individual room units -----   | 842      | 8               | 27             | 44             | 117            | 215            | 194            | 155            | 69             | 13            | 404              |
| House heating fuel -----  | 1 185    | 8               | 53             | 89             | 147            | 273            | 318            | 196            | 88             | 13            | 407              |
| Utility gas -----   | 532      | —               | 34             | 33             | 83             | 132            | 138            | 77             | 28             | 7             | 394              |
| Bottled, tank, or LP gas -----  | 13       | —               | —              | —              | —              | 7              | —              | —              | 6              | —             | 396              |
| Electricity -----   | 20       | —               | —              | —              | —              | —              | 14             | —              | —              | 6             | 486              |
| Fuel oil, kerosene, etc. -----  | 620      | 8               | 19             | 56             | 64             | 134            | 166            | 119            | 54             | —             | 422              |
| Other -----   | —        | —               | —              | —              | —              | —              | —              | —              | —              | —             | —                |

Table D — 19. Selected Monthly Owner Costs for Not Mortgaged Housing Units With a White Householder: 1980

[Data are estimates based on a sample, see Introduction. For meaning of symbols, see Introduction. For definitions of terms, see appendixes A and B.]

| Irvington town  | Total        | Less than \$50 | \$50 to \$74 | \$75 to \$99 | \$100 to \$124 | \$125 to \$149 | \$150 to \$199 | \$200 to \$249 | \$250 or more | Median (dollars) |
|---|--------------|----------------|--------------|--------------|----------------|----------------|----------------|----------------|---------------|------------------|
| <b>Specified owner-occupied housing units</b> -----                           | <b>1 151</b> | <b>-</b>       | <b>-</b>     | <b>4</b>     | <b>20</b>      | <b>4</b>       | <b>218</b>     | <b>414</b>     | <b>491</b>    | <b>240</b>       |
| <b>PERSONS IN UNIT</b>  |              |                |              |              |                |                |                |                |               |                  |
| 1 person -----  | 285          | -              | -            | 4            | -              | -              | 84             | 104            | 93            | 226              |
| 2 persons -----   | 490          | -              | -            | -            | 13             | -              | 92             | 224            | 161           | 231              |
| 3 persons -----   | 243          | -              | -            | -            | -              | 4              | 21             | 65             | 153           | 250+             |
| 4 persons -----   | 45           | -              | -            | -            | -              | -              | 7              | 7              | 31            | 250+             |
| 5 persons -----   | 47           | -              | -            | -            | 7              | -              | 14             | -              | 26            | 250+             |
| 6 persons -----   | 29           | -              | -            | -            | -              | -              | -              | 8              | 21            | 250+             |
| 7 persons -----   | 12           | -              | -            | -            | -              | -              | -              | 6              | 6             | 250              |
| 8 or more persons -----   | -            | -              | -            | -            | -              | -              | -              | -              | -             | -                |
| Median -----  | 2.09         | -              | -            | 1.00         | 2.27           | 3.00           | 1.77           | 1.96           | 2.45          | ...              |
| <b>HOUSEHOLD TYPE AND AGE OF HOUSEHOLDER</b>                                  |              |                |              |              |                |                |                |                |               |                  |
| <b>Married-couple families</b> -----  | <b>605</b>   | <b>-</b>       | <b>-</b>     | <b>-</b>     | <b>14</b>      | <b>4</b>       | <b>76</b>      | <b>239</b>     | <b>272</b>    | <b>244</b>       |
| 15 to 24 years -----  | -            | -              | -            | -            | -              | -              | -              | -              | -             | -                |
| 25 to 34 years -----  | 16           | -              | -            | -            | -              | -              | -              | 16             | -             | 225              |
| 35 to 44 years -----  | 13           | -              | -            | -            | -              | -              | -              | -              | 13            | 250+             |
| 45 to 64 years -----  | 344          | -              | -            | -            | 7              | -              | 41             | 153            | 143           | 241              |
| 65 years and over -----   | 232          | -              | -            | -            | 7              | 4              | 35             | 70             | 116           | 250              |
| <b>Male householder, no wife present</b> -----                                | <b>116</b>   | <b>-</b>       | <b>-</b>     | <b>-</b>     | <b>-</b>       | <b>-</b>       | <b>34</b>      | <b>33</b>      | <b>49</b>     | <b>236</b>       |
| 15 to 24 years -----  | 6            | -              | -            | -            | -              | -              | -              | 6              | -             | 225              |
| 25 to 34 years -----  | 6            | -              | -            | -            | -              | -              | -              | -              | 6             | 250+             |
| 35 to 44 years -----  | 15           | -              | -            | -            | -              | -              | -              | 8              | 7             | 247              |
| 45 to 64 years -----  | 23           | -              | -            | -            | -              | -              | 11             | -              | 12            | 250+             |
| 65 years and over -----   | 66           | -              | -            | -            | -              | -              | 23             | 19             | 24            | 226              |
| <b>Female householder, no husband present</b> -----                           | <b>430</b>   | <b>-</b>       | <b>-</b>     | <b>4</b>     | <b>6</b>       | <b>-</b>       | <b>108</b>     | <b>142</b>     | <b>170</b>    | <b>234</b>       |
| 15 to 24 years -----  | -            | -              | -            | -            | -              | -              | -              | -              | -             | -                |
| 25 to 34 years -----  | -            | -              | -            | -            | -              | -              | -              | -              | -             | -                |
| 35 to 44 years -----  | 9            | -              | -            | -            | -              | -              | -              | 9              | -             | 225              |
| 45 to 64 years -----  | 139          | -              | -            | -            | 6              | -              | 22             | 32             | 79            | 250+             |
| 65 years and over -----   | 282          | -              | -            | 4            | -              | -              | 86             | 101            | 91            | 225              |
| Median age -----  | 65.2         | -              | -            | 82.5         | 53.8           | 72.5           | 70.9           | 64.3           | 63.7          | ...              |
| <b>YEAR HOUSEHOLDER MOVED INTO UNIT</b>                                       |              |                |              |              |                |                |                |                |               |                  |
| 1979 to March 1980 -----  | 18           | -              | -            | -            | -              | -              | -              | 6              | 12            | 250+             |
| 1975 to 1978 -----  | 54           | -              | -            | -            | -              | -              | 25             | 17             | 12            | 206              |
| 1970 to 1974 -----  | 58           | -              | -            | -            | -              | 4              | 8              | 32             | 14            | 227              |
| 1960 to 1969 -----  | 259          | -              | -            | -            | 7              | -              | 17             | 73             | 162           | 250+             |
| 1959 or earlier -----   | 762          | -              | -            | 4            | 13             | -              | 168            | 286            | 291           | 234              |
| <b>ROOMS</b>  |              |                |              |              |                |                |                |                |               |                  |
| 1 to 3 rooms -----  | 6            | -              | -            | -            | -              | -              | -              | -              | 6             | 250+             |
| 4 rooms -----   | 73           | -              | -            | -            | 7              | -              | 36             | 11             | 19            | 191              |
| 5 rooms -----   | 144          | -              | -            | -            | -              | 4              | 23             | 73             | 44            | 231              |
| 6 rooms -----   | 522          | -              | -            | 4            | 13             | -              | 66             | 229            | 210           | 239              |
| 7 rooms -----   | 279          | -              | -            | -            | -              | -              | 61             | 77             | 141           | 250+             |
| 8 or more rooms -----   | 127          | -              | -            | -            | -              | -              | 32             | 24             | 71            | 250+             |
| Median -----  | 6.2          | -              | -            | 6.0          | 5.7            | 5.0            | 6.3            | 6.0            | 6.3           | ...              |
| <b>YEAR STRUCTURE BUILT</b>   |              |                |              |              |                |                |                |                |               |                  |
| 1975 to March 1980 -----  | -            | -              | -            | -            | -              | -              | -              | -              | -             | -                |
| 1970 to 1974 -----  | -            | -              | -            | -            | -              | -              | -              | -              | -             | -                |
| 1960 to 1969 -----  | 19           | -              | -            | -            | -              | -              | -              | -              | 19            | 250+             |
| 1950 to 1959 -----  | 100          | -              | -            | -            | -              | -              | 5              | 61             | 34            | 237              |
| 1940 to 1949 -----  | 139          | -              | -            | -            | 6              | 4              | 22             | 57             | 50            | 233              |
| 1939 or earlier -----   | 893          | -              | -            | 4            | 14             | -              | 191            | 296            | 388           | 240              |
| <b>VALUE</b>  |              |                |              |              |                |                |                |                |               |                  |
| Less than \$10,000 -----  | -            | -              | -            | -            | -              | -              | -              | -              | -             | -                |
| \$10,000 to \$19,999 -----  | 71           | -              | -            | 4            | -              | -              | 36             | 20             | 11            | 194              |
| \$20,000 to \$29,999 -----  | 324          | -              | -            | -            | 7              | 4              | 99             | 98             | 116           | 227              |
| \$30,000 to \$39,999 -----  | 432          | -              | -            | -            | 7              | -              | 67             | 198            | 160           | 236              |
| \$40,000 to \$49,999 -----  | 188          | -              | -            | -            | -              | -              | 13             | 74             | 101           | 250+             |
| \$50,000 to \$59,999 -----  | 106          | -              | -            | -            | 6              | -              | 3              | 24             | 73            | 250+             |
| \$60,000 to \$79,999 -----  | 30           | -              | -            | -            | -              | -              | -              | -              | 30            | 250+             |
| \$80,000 to \$99,999 -----  | -            | -              | -            | -            | -              | -              | -              | -              | -             | -                |
| \$100,000 to \$149,999 -----  | -            | -              | -            | -            | -              | -              | -              | -              | -             | -                |
| \$150,000 or more -----   | -            | -              | -            | -            | -              | -              | -              | -              | -             | -                |
| Median -----  | \$34 500     | -              | -            | \$18 800     | \$32 100       | \$23 800       | \$27 100       | \$34 400       | \$37 800      | ...              |
| <b>SELECTED MONTHLY OWNER COSTS AS PERCENTAGE OF HOUSEHOLD INCOME IN 1979</b> |              |                |              |              |                |                |                |                |               |                  |
| Less than 10 percent -----  | 270          | -              | -            | -            | 13             | 4              | 66             | 111            | 76            | 223              |
| 10 to 14 percent -----  | 264          | -              | -            | -            | 7              | -              | 18             | 113            | 126           | 247              |
| 15 to 19 percent -----  | 139          | -              | -            | -            | -              | -              | 41             | 49             | 49            | 229              |
| 20 to 24 percent -----  | 49           | -              | -            | -            | -              | -              | -              | 15             | 34            | 250+             |
| 25 to 29 percent -----  | 126          | -              | -            | -            | -              | -              | 21             | 29             | 76            | 250+             |
| 30 to 34 percent -----  | 61           | -              | -            | 4            | -              | -              | 16             | 21             | 20            | 225              |
| 35 percent or more -----  | 222          | -              | -            | -            | -              | -              | 49             | 69             | 104           | 245              |
| Not computed -----  | 20           | -              | -            | -            | -              | -              | 7              | 7              | 6             | 221              |
| Median -----  | 16.1         | -              | -            | 32.5         | 10-            | 10-            | 17.6           | 14.1           | 19.1          | ...              |
| <b>SELECTED CHARACTERISTICS</b>   |              |                |              |              |                |                |                |                |               |                  |
| <b>Heating equipment</b> -----  | <b>1 151</b> | <b>-</b>       | <b>-</b>     | <b>4</b>     | <b>20</b>      | <b>4</b>       | <b>218</b>     | <b>414</b>     | <b>491</b>    | <b>240</b>       |
| Steam or hot water system -----   | 952          | -              | -            | 4            | 20             | -              | 178            | 334            | 416           | 241              |
| Central worm-air furnace or electric heat pump -----                          | 115          | -              | -            | -            | -              | 4              | 5              | 64             | 42            | 238              |
| Other built-in electric units -----   | 9            | -              | -            | -            | -              | -              | -              | 9              | -             | 225              |
| Floor, wall, or pipeless furnace -----  | 5            | -              | -            | -            | -              | -              | 5              | -              | -             | 175              |
| Other means -----   | 70           | -              | -            | -            | -              | -              | 30             | 7              | 33            | 236              |
| <b>Air conditioning</b> -----   | <b>743</b>   | <b>-</b>       | <b>-</b>     | <b>-</b>     | <b>13</b>      | <b>-</b>       | <b>108</b>     | <b>260</b>     | <b>362</b>    | <b>248</b>       |
| Central system -----  | 36           | -              | -            | -            | -              | -              | 7              | 15             | 14            | 237              |
| 1 or more individual room units -----   | 707          | -              | -            | -            | 13             | -              | 101            | 245            | 348           | 249              |
| <b>House heating fuel</b> -----   | <b>1 151</b> | <b>-</b>       | <b>-</b>     | <b>4</b>     | <b>20</b>      | <b>4</b>       | <b>218</b>     | <b>414</b>     | <b>491</b>    | <b>240</b>       |
| Utility gas -----   | 481          | -              | -            | -            | 14             | 4              | 109            | 178            | 176           | 232              |
| Bottled, tank, or LP gas -----  | 14           | -              | -            | -            | -              | -              | 7              | 7              | -             | 200              |
| Electricity -----   | 9            | -              | -            | -            | -              | -              | -              | 9              | -             | 225              |
| Fuel oil, kerosene, etc. -----  | 636          | -              | -            | 4            | 6              | -              | 91             | 220            | 315           | 249              |
| Other -----   | 11           | -              | -            | -            | -              | -              | 11             | -              | -             | 175              |



Table D—20. Year Structure Built for Owner- and Renter-Occupied Housing Units With a White Householder: 1980

(Data are estimates based on a sample, see Introduction. For meaning of symbols, see Introduction. For definitions of terms, see appendixes A and B)

| Irvington town                                 | Owner-occupied housing units |                    |              |              |              |                 | Renter-occupied housing units |                    |              |              |              |                 |
|--|------------------------------|--------------------|--------------|--------------|--------------|-----------------|-------------------------------|--------------------|--------------|--------------|--------------|-----------------|
|  | Total                        | 1975 to March 1980 | 1970 to 1974 | 1960 to 1969 | 1940 to 1959 | 1939 or earlier | Total                         | 1975 to March 1980 | 1970 to 1974 | 1960 to 1969 | 1940 to 1959 | 1939 or earlier |
| Occupied housing units                         | 5 023                        | —                  | 24           | 210          | 1 131        | 3 658           | 10 867                        | 113                | 451          | 2 138        | 3 753        | 4 412           |
| <b>HOUSEHOLD TYPE AND AGE OF HOUSEHOLDER</b>   |                              |                    |              |              |              |                 |                               |                    |              |              |              |                 |
| Married-couple families                        | 3 325                        | —                  | 24           | 144          | 761          | 2 396           | 3 796                         | 44                 | 151          | 783          | 1 180        | 1 638           |
| 15 to 24 years                                 | 11                           | —                  | —            | —            | 6            | 5               | 226                           | —                  | 6            | 52           | 79           | 89              |
| 25 to 34 years                                 | 383                          | —                  | —            | 18           | 152          | 213             | 846                           | 13                 | 33           | 174          | 290          | 336             |
| 35 to 44 years                                 | 455                          | —                  | 3            | 26           | 101          | 325             | 378                           | 16                 | 5            | 58           | 131          | 168             |
| 45 to 64 years                                 | 1 694                        | —                  | 16           | 68           | 369          | 1 241           | 1 284                         | —                  | 59           | 253          | 353          | 619             |
| 65 years and over                              | 782                          | —                  | 5            | 32           | 133          | 612             | 1 062                         | 15                 | 48           | 246          | 327          | 426             |
| Male householder, no wife present              | 440                          | —                  | —            | 19           | 130          | 291             | 2 344                         | 25                 | 144          | 469          | 861          | 845             |
| 15 to 24 years                                 | 6                            | —                  | —            | —            | 6            | —               | 268                           | 5                  | —            | 11           | 131          | 121             |
| 25 to 34 years                                 | 48                           | —                  | —            | —            | 34           | 14              | 528                           | —                  | 64           | 157          | 107          | 200             |
| 35 to 44 years                                 | 48                           | —                  | —            | 8            | 25           | 15              | 245                           | 11                 | 17           | 48           | 85           | 84              |
| 45 to 64 years                                 | 157                          | —                  | —            | —            | 28           | 129             | 658                           | 9                  | 43           | 90           | 289          | 227             |
| 65 years and over                              | 181                          | —                  | —            | 11           | 37           | 133             | 645                           | —                  | 20           | 163          | 249          | 213             |
| Female householder, no husband present         | 1 258                        | —                  | —            | 47           | 240          | 971             | 4 727                         | 44                 | 156          | 886          | 1 712        | 1 929           |
| 15 to 24 years                                 | 14                           | —                  | —            | 7            | —            | 7               | 280                           | —                  | 12           | 23           | 130          | 115             |
| 25 to 34 years                                 | 27                           | —                  | —            | 7            | —            | 20              | 617                           | —                  | 49           | 94           | 263          | 211             |
| 35 to 44 years                                 | 81                           | —                  | —            | —            | 28           | 53              | 342                           | 13                 | 9            | 45           | 128          | 147             |
| 45 to 64 years                                 | 428                          | —                  | —            | 6            | 134          | 288             | 1 204                         | 23                 | 42           | 153          | 398          | 588             |
| 65 years and over                              | 708                          | —                  | —            | 27           | 78           | 603             | 2 284                         | 8                  | 44           | 571          | 793          | 868             |
| Median age                                     | 58.9                         | —                  | 57.1         | 57.5         | 54.2         | 60.3            | 57.3                          | 44.6               | 52.0         | 62.0         | 57.0         | 56.7            |
| <b>YEAR HOUSEHOLDER MOVED INTO UNIT</b>        |                              |                    |              |              |              |                 |                               |                    |              |              |              |                 |
| 1979 to March 1980                             | 242                          | —                  | —            | 5            | 98           | 139             | 1 950                         | 53                 | 178          | 324          | 726          | 669             |
| 1975 to 1978                                   | 777                          | —                  | —            | 69           | 263          | 445             | 3 329                         | 60                 | 140          | 760          | 1 162        | 1 207           |
| 1970 to 1974                                   | 750                          | —                  | 24           | 28           | 194          | 504             | 1 937                         | —                  | 133          | 454          | 599          | 751             |
| 1960 to 1969                                   | 1 257                        | —                  | —            | 108          | 259          | 890             | 2 438                         | —                  | —            | 600          | 829          | 1 009           |
| 1959 or earlier                                | 1 997                        | —                  | —            | —            | 317          | 1 680           | 1 213                         | —                  | —            | —            | 437          | 776             |
| <b>ROOMS</b>                                   |                              |                    |              |              |              |                 |                               |                    |              |              |              |                 |
| 1 room   | 8                            | —                  | —            | —            | 8            | —               | 941                           | 8                  | 91           | 387          | 383          | 72              |
| 2 rooms  | 14                           | —                  | —            | —            | —            | 14              | 733                           | —                  | 24           | 182          | 178          | 349             |
| 3 rooms  | 155                          | —                  | —            | 16           | 15           | 124             | 3 784                         | 24                 | 147          | 898          | 1 292        | 1 423           |
| 4 rooms  | 586                          | —                  | 5            | 35           | 174          | 372             | 2 629                         | 33                 | 119          | 392          | 1 055        | 1 030           |
| 5 rooms  | 1 450                        | —                  | —            | 49           | 394          | 1 007           | 2 130                         | 39                 | 61           | 225          | 655          | 1 150           |
| 6 rooms  | 1 756                        | —                  | 14           | 81           | 345          | 1 316           | 548                           | 9                  | 9            | 54           | 165          | 311             |
| 7 or more rooms                                | 1 054                        | —                  | 5            | 29           | 195          | 825             | 1 02                          | —                  | —            | —            | 25           | 77              |
| Median   | 5.7                          | —                  | 6.0          | 5.6          | 5.4          | 5.7             | 3.5                           | 4.2                | 3.3          | 3.1          | 3.5          | 3.9             |
| <b>PLUMBING FACILITIES BY PERSONS PER ROOM</b> |                              |                    |              |              |              |                 |                               |                    |              |              |              |                 |
| Complete plumbing for exclusive use            | 4 918                        | —                  | 24           | 203          | 1 100        | 3 591           | 10 505                        | 107                | 451          | 2 084        | 3 618        | 4 245           |
| 0.50 or less                                   | 3 284                        | —                  | 7            | 143          | 699          | 2 435           | 6 097                         | 40                 | 237          | 1 049        | 1 995        | 2 776           |
| 0.51 to 1.00                                   | 1 536                        | —                  | 17           | 60           | 351          | 1 108           | 4 063                         | 67                 | 199          | 964          | 1 528        | 1 305           |
| 1.01 to 1.50                                   | 93                           | —                  | —            | —            | 45           | 48              | 246                           | —                  | —            | 49           | 70           | 127             |
| 1.51 or more                                   | 5                            | —                  | —            | —            | 5            | —               | 99                            | —                  | 15           | 22           | 25           | 37              |
| Lacking complete plumbing for exclusive use    | 105                          | —                  | —            | 7            | 31           | 67              | 362                           | 6                  | —            | 54           | 135          | 167             |
| 0.50 or less                                   | 71                           | —                  | —            | 7            | 25           | 39              | 202                           | 6                  | —            | 15           | 69           | 112             |
| 0.51 to 1.00                                   | 34                           | —                  | —            | —            | 6            | 28              | 149                           | —                  | —            | 39           | 61           | 49              |
| 1.01 to 1.50                                   | —                            | —                  | —            | —            | —            | —               | 6                             | —                  | —            | —            | —            | 6               |
| 1.51 or more                                   | —                            | —                  | —            | —            | —            | —               | 5                             | —                  | —            | —            | 5            | —               |
| <b>PERSONS IN UNIT</b>                         |                              |                    |              |              |              |                 |                               |                    |              |              |              |                 |
| 1 person                                       | 891                          | —                  | —            | 46           | 136          | 709             | 4 950                         | 33                 | 230          | 1 107        | 1 730        | 1 850           |
| 2 persons                                      | 1 810                        | —                  | —            | 64           | 461          | 1 285           | 3 445                         | 36                 | 147          | 690          | 1 152        | 1 420           |
| 3 persons                                      | 988                          | —                  | 12           | 57           | 205          | 714             | 1 330                         | 28                 | 64           | 176          | 452          | 610             |
| 4 persons                                      | 698                          | —                  | 9            | 31           | 146          | 512             | 723                           | 16                 | 10           | 107          | 277          | 313             |
| 5 persons                                      | 371                          | —                  | 3            | —            | 86           | 282             | 294                           | —                  | —            | 48           | 100          | 146             |
| 6 or more persons                              | 265                          | —                  | —            | 12           | 97           | 156             | 125                           | —                  | —            | 10           | 42           | 73              |
| Median   | 2.40                         | —                  | 3.50         | 2.42         | 2.43         | 2.37            | 1.64                          | 2.15               | 1.48         | 1.47         | 1.63         | 1.75            |
| Total persons                                  | 14 800                       | —                  | 99           | 578          | 3 665        | 10 458          | 19 992                        | 239                | 703          | 3 543        | 6 962        | 8 545           |
| <b>UNITS IN STRUCTURE</b>                      |                              |                    |              |              |              |                 |                               |                    |              |              |              |                 |
| 1, detached or attached                        | 2 440                        | —                  | —            | 66           | 579          | 1 795           | 155                           | —                  | —            | 15           | 39           | 101             |
| 2  | 1 795                        | —                  | 19           | 119          | 387          | 1 270           | 1 927                         | 55                 | 14           | 243          | 622          | 993             |
| 3 and 4  | 673                          | —                  | 5            | 20           | 140          | 508             | 2 777                         | 15                 | 43           | 268          | 1 017        | 1 434           |
| 5 to 9   | 50                           | —                  | —            | —            | 6            | 44              | 1 002                         | 6                  | 55           | 269          | 360          | 312             |
| 10 to 49                                       | 65                           | —                  | —            | 5            | 19           | 41              | 3 527                         | 21                 | 324          | 890          | 985          | 1 307           |
| 50 or more                                     | —                            | —                  | —            | —            | —            | —               | 1 479                         | 16                 | 15           | 453          | 730          | 265             |
| Mobile home or trailer, etc.                   | —                            | —                  | —            | —            | —            | —               | —                             | —                  | —            | —            | —            | —               |
| <b>SELECTED CHARACTERISTICS</b>                |                              |                    |              |              |              |                 |                               |                    |              |              |              |                 |
| Heating equipment                              | 4 996                        | —                  | 24           | 202          | 1 112        | 3 658           | 10 830                        | 113                | 451          | 2 128        | 3 736        | 4 402           |
| Steam or hot water system                      | 4 381                        | —                  | 20           | 133          | 819          | 3 409           | 8 750                         | 90                 | 220          | 1 676        | 2 956        | 3 808           |
| Central warm-air furnace or electric heat pump | 334                          | —                  | 4            | 40           | 208          | 82              | 842                           | 8                  | 98           | 239          | 309          | 188             |
| Other built-in electric units                  | 35                           | —                  | —            | 6            | —            | 29              | 244                           | —                  | 49           | 76           | 66           | 53              |
| Floor, wall, or pipeless furnace               | 23                           | —                  | —            | —            | 6            | 17              | 109                           | —                  | 9            | 25           | 56           | 19              |
| Other means                                    | 223                          | —                  | —            | 23           | 79           | 121             | 885                           | 15                 | 75           | 112          | 349          | 334             |
| Air conditioning                               | 3 417                        | —                  | 19           | 186          | 769          | 2 443           | 6 120                         | 60                 | 400          | 1 432        | 2 085        | 2 143           |
| Central system                                 | 106                          | —                  | —            | 15           | 47           | 44              | 510                           | 5                  | 64           | 183          | 172          | 86              |
| 1 or more individual room units                | 3 311                        | —                  | 19           | 171          | 722          | 2 399           | 5 610                         | 55                 | 336          | 1 249        | 1 913        | 2 057           |
| House heating fuel                             | 4 996                        | —                  | 24           | 202          | 1 112        | 3 658           | 10 830                        | 113                | 451          | 2 128        | 3 736        | 4 402           |
| Utility gas                                    | 2 215                        | —                  | 16           | 145          | 587          | 1 467           | 3 991                         | 63                 | 212          | 828          | 1 641        | 1 247           |
| Battled, tank, or LP gas                       | 51                           | —                  | —            | 5            | 7            | 39              | 121                           | 6                  | 6            | 9            | 52           | 48              |
| Electricity                                    | 35                           | —                  | —            | 6            | —            | 29              | 295                           | 8                  | 57           | 97           | 74           | 59              |
| Fuel oil, kerosene, etc.                       | 2 661                        | —                  | 8            | 46           | 518          | 2 089           | 6 343                         | 36                 | 176          | 1 181        | 1 951        | 2 999           |
| Other  | 34                           | —                  | —            | —            | —            | 34              | 80                            | —                  | —            | 13           | 18           | 49              |
| Income in 1979 below poverty level             | 298                          | —                  | —            | 36           | 51           | 211             | 1 937                         | 36                 | 68           | 415          | 645          | 773             |
| Percent below poverty level                    | 5.9                          | —                  | —            | 17.1         | 4.5          | 5.8             | 17.8                          | 31.9               | 15.1         | 19.4         | 17.2         | 17.5            |
| <b>HOUSEHOLD INCOME IN 1979</b>                |                              |                    |              |              |              |                 |                               |                    |              |              |              |                 |
| Less than \$5,000                              | 470                          | —                  | —            | 60           | 74           | 336             | 2 678                         | 44                 | 99           | 663          | 831          | 1 041           |
| \$5,000 to \$9,999                             | 618                          | —                  | —            | —            | 87           | 531             | 2 172                         | 38                 | 38           | 385          | 891          | 820             |
| \$10,000 to \$12,499                           | 355                          | —                  | —            | 13           | 94           | 248             | 1 052                         | 9                  | 63           | 126          | 335          | 519             |
| \$12,500 to \$14,999                           | 380                          | —                  | —            | 7            | 92           | 281             | 926                           | —                  | 51           | 136          | 337          | 402             |
| \$15,000 to \$19,999                           | 711                          | —                  | —            | 21           | 210          | 480             | 1 525                         | 8                  | 46           | 299          | 517          | 655             |
| \$20,000 to \$24,999                           | 671                          | —                  | 15           | 18           | 219          | 419             | 1 036                         | —                  | 93           | 184          | 399          | 360             |
| \$25,000 to \$34,999                           | 1 093                        | —                  | 4            | 45           | 205          | 839             | 1 088                         | 7                  | 43           | 244          | 308          | 486             |
| \$35,000 to \$49,999                           | 554                          | —                  | 5            | 34           | 115          | 400             | 297                           | 7                  | 18           | 78           | 124          | 73              |
| \$50,000 or more                               | 171                          | —                  | —            | 12           | 35           | 124             | 93                            | —                  | —            | 23           | 14           | 56              |
| Median   | \$19 836                     | —                  | \$24 375     | \$21 429     | \$20 152     | \$19 313        | \$11 387                      | \$5 822            | \$13 750     | \$10 417     | \$11 153     | \$11 662        |
| Mean   | \$21 328                     | —                  | \$27 616     | \$21 569     | \$22 041     | \$21 052        | \$13 438                      | \$8 929            | \$15 126     | \$13 592     | \$13 087     | \$13 606        |

Table D—21. Units in Structure for Owner- and Renter-Occupied Housing Units With a White Householder: 1980

[Oto are estimates based on a sample, see Introduction. For meaning of symbols, see Introduction. For definitions of terms, see appendixes A and B.]

| Irvington town                                 | Owner-occupied housing units |                              |                 |                              | Renter-occupied housing units |                              |              |               |              |                |                  |                              |
|--|------------------------------|------------------------------|-----------------|------------------------------|-------------------------------|------------------------------|--------------|---------------|--------------|----------------|------------------|------------------------------|
|  | Total                        | 1 unit, detached or attached | 2 or more units | Mobile home or trailer, etc. | Total                         | 1 unit, detached or attached | 2 units      | 3 and 4 units | 5 to 9 units | 10 to 49 units | 50 or more units | Mobile home or trailer, etc. |
| Occupied housing units                         | 5 023                        | 2 440                        | 2 583           | —                            | 10 867                        | 155                          | 1 927        | 2 777         | 1 002        | 3 527          | 1 479            | —                            |
| Condominium housing units                      | —                            | —                            | —               | —                            | 61                            | —                            | —            | —             | 7            | 7              | 47               | —                            |
| <b>HOUSEHOLD TYPE AND AGE OF HOUSEHOLDER</b>   | <b>3 325</b>                 | <b>1 612</b>                 | <b>1 713</b>    | —                            | <b>3 796</b>                  | <b>56</b>                    | <b>920</b>   | <b>1 275</b>  | <b>257</b>   | <b>1 006</b>   | <b>282</b>       | —                            |
| Married-couple families                        | 11                           | 5                            | 6               | —                            | 226                           | 6                            | 48           | 75            | 14           | 73             | 10               | —                            |
| 15 to 24 years                                 | 383                          | 199                          | 184             | —                            | 846                           | 5                            | 252          | 318           | 52           | 191            | 28               | —                            |
| 25 to 34 years                                 | 455                          | 240                          | 215             | —                            | 378                           | 8                            | 145          | 147           | 22           | 50             | 6                | —                            |
| 35 to 44 years                                 | 1 694                        | 851                          | 843             | —                            | 1 284                         | 29                           | 340          | 408           | 104          | 310            | 93               | —                            |
| 45 to 64 years                                 | 782                          | 317                          | 465             | —                            | 1 062                         | 8                            | 135          | 327           | 65           | 382            | 145              | —                            |
| 65 years and over                              | 440                          | 221                          | 219             | —                            | 2 344                         | 43                           | 339          | 450           | 350          | 871            | 291              | —                            |
| Male householder, no wife present              | 6                            | 6                            | —               | —                            | 268                           | 6                            | 56           | 38            | 64           | 104            | —                | —                            |
| 15 to 24 years                                 | 48                           | 33                           | 15              | —                            | 528                           | 11                           | 111          | 80            | 98           | 211            | 17               | —                            |
| 25 to 34 years                                 | 48                           | 27                           | 21              | —                            | 245                           | —                            | 37           | 51            | 44           | 99             | 14               | —                            |
| 35 to 44 years                                 | 157                          | 59                           | 98              | —                            | 658                           | 16                           | 78           | 139           | 102          | 200            | 123              | —                            |
| 45 to 64 years                                 | 181                          | 96                           | 85              | —                            | 645                           | 10                           | 57           | 142           | 42           | 257            | 137              | —                            |
| 65 years and over                              | 1 258                        | 607                          | 651             | —                            | 4 727                         | 56                           | 668          | 1 052         | 395          | 1 650          | 906              | —                            |
| Female householder, no husband present         | 14                           | 7                            | 7               | —                            | 280                           | —                            | 14           | 79            | 52           | 109            | 26               | —                            |
| 15 to 24 years                                 | 27                           | —                            | 27              | —                            | 617                           | —                            | 110          | 137           | 63           | 268            | 39               | —                            |
| 25 to 34 years                                 | 81                           | 56                           | 25              | —                            | 342                           | —                            | 70           | 100           | 34           | 115            | 23               | —                            |
| 35 to 44 years                                 | 428                          | 229                          | 199             | —                            | 1 204                         | 33                           | 268          | 320           | 119          | 365            | 99               | —                            |
| 45 to 64 years                                 | 708                          | 315                          | 393             | —                            | 2 284                         | 23                           | 206          | 416           | 127          | 793            | 719              | —                            |
| 65 years and over                              | 58.9                         | 58.2                         | 59.7            | —                            | 57.3                          | 54.6                         | 50.4         | 56.0          | 50.5         | 58.5           | 72.7             | —                            |
| Median age                                     | 242                          | 144                          | 98              | —                            | 1 950                         | 19                           | 373          | 412           | 233          | 760            | 153              | —                            |
| 1979 to March 1980                             | 777                          | 376                          | 401             | —                            | 3 329                         | 33                           | 708          | 934           | 310          | 1 073          | 271              | —                            |
| 1975 to 1978                                   | 750                          | 356                          | 394             | —                            | 1 937                         | 12                           | 283          | 494           | 200          | 676            | 272              | —                            |
| 1970 to 1974                                   | 1 257                        | 663                          | 594             | —                            | 2 438                         | 45                           | 296          | 552           | 220          | 779            | 546              | —                            |
| 1960 to 1969                                   | 1 997                        | 901                          | 1 096           | —                            | 1 213                         | 46                           | 267          | 385           | 39           | 239            | 237              | —                            |
| 1959 or earlier                                | 8                            | —                            | 8               | —                            | 941                           | —                            | 15           | 22            | 91           | 318            | 495              | —                            |
| 1 room   | 14                           | —                            | 14              | —                            | 733                           | —                            | 26           | 122           | 49           | 364            | 172              | —                            |
| 2 rooms  | 155                          | 6                            | 149             | —                            | 3 784                         | 18                           | 276          | 626           | 282          | 1 895          | 687              | —                            |
| 3 rooms  | 586                          | 102                          | 484             | —                            | 2 629                         | 11                           | 401          | 980           | 340          | 772            | 125              | —                            |
| 4 rooms  | 1 450                        | 258                          | 1 192           | —                            | 2 130                         | 40                           | 872          | 838           | 208          | 172            | —                | —                            |
| 5 rooms  | 1 756                        | 1 228                        | 528             | —                            | 548                           | 55                           | 283          | 177           | 27           | 6              | —                | —                            |
| 6 rooms  | 1 054                        | 846                          | 208             | —                            | 102                           | 31                           | 54           | 12            | 5            | —              | —                | —                            |
| 7 or more rooms                                | 5.7                          | 6.2                          | 5.0             | —                            | 3.5                           | 5.7                          | 4.8          | 4.1           | 3.7          | 3.1            | 2.6              | —                            |
| Median   | 4 918                        | 2 440                        | 2 478           | —                            | 10 505                        | 155                          | 1 844        | 2 685         | 931          | 3 440          | 1 450            | —                            |
| Complete plumbing for exclusive use            | 3 284                        | 1 740                        | 1 544           | —                            | 6 097                         | 116                          | 1 114        | 1 738         | 493          | 2 014          | 622              | —                            |
| 0.50 or less                                   | 1 536                        | 659                          | 877             | —                            | 4 063                         | 39                           | 671          | 882           | 388          | 1 296          | 787              | —                            |
| 0.51 to 1.00                                   | 93                           | 41                           | 52              | —                            | 246                           | —                            | 53           | 47            | 50           | 73             | 23               | —                            |
| 1.01 to 1.50                                   | 5                            | —                            | 5               | —                            | 99                            | —                            | 6            | 18            | —            | 57             | 18               | —                            |
| 1.51 or more                                   | 105                          | —                            | 105             | —                            | 362                           | —                            | 83           | 92            | 71           | 87             | 29               | —                            |
| Lacking complete plumbing for exclusive use    | 71                           | —                            | —               | —                            | 202                           | —                            | 54           | 52            | 31           | 59             | 6                | —                            |
| 0.50 or less                                   | 34                           | —                            | 34              | —                            | 149                           | —                            | 23           | 35            | 40           | 28             | 23               | —                            |
| 0.51 to 1.00                                   | —                            | —                            | —               | —                            | 6                             | —                            | 6            | —             | —            | —              | —                | —                            |
| 1.01 to 1.50                                   | —                            | —                            | —               | —                            | 5                             | —                            | —            | 5             | —            | —              | —                | —                            |
| 1.51 or more                                   | 14                           | —                            | 14              | —                            | 994                           | —                            | 15           | 22            | 105          | 357            | 495              | —                            |
| None   | 392                          | 19                           | 373             | —                            | 5 138                         | 18                           | 459          | 1 088         | 388          | 2 298          | 887              | —                            |
| 1  | 1 987                        | 500                          | 1 487           | —                            | 3 657                         | 47                           | 1 019        | 1 290         | 397          | 815            | 89               | —                            |
| 2  | 2 114                        | 1 530                        | 584             | —                            | 992                           | 69                           | 382          | 372           | 104          | 57             | 8                | —                            |
| 3  | 452                          | 343                          | 109             | —                            | 80                            | 15                           | 52           | 5             | 8            | —              | —                | —                            |
| 4  | 64                           | 48                           | 16              | —                            | 6                             | 6                            | —            | —             | —            | —              | —                | —                            |
| 5 or more                                      | 470                          | 183                          | 287             | —                            | 2 678                         | 15                           | 392          | 531           | 223          | 911            | 606              | —                            |
| Less than \$5,000                              | 618                          | 228                          | 390             | —                            | 2 172                         | 10                           | 288          | 531           | 261          | 716            | 366              | —                            |
| \$5,000 to \$9,999                             | 355                          | 174                          | 181             | —                            | 1 052                         | 17                           | 192          | 252           | 74           | 415            | 102              | —                            |
| \$10,000 to \$12,499                           | 380                          | 195                          | 185             | —                            | 926                           | 6                            | 158          | 283           | 96           | 300            | 83               | —                            |
| \$12,500 to \$14,999                           | 711                          | 380                          | 331             | —                            | 1 525                         | 38                           | 316          | 498           | 112          | 417            | 144              | —                            |
| \$15,000 to \$19,999                           | 671                          | 340                          | 331             | —                            | 1 036                         | 6                            | 233          | 208           | 89           | 414            | 86               | —                            |
| \$20,000 to \$24,999                           | 1 093                        | 547                          | 546             | —                            | 1 088                         | 30                           | 280          | 312           | 102          | 307            | 57               | —                            |
| \$25,000 to \$34,999                           | 554                          | 285                          | 269             | —                            | 297                           | 17                           | 40           | 130           | 28           | 47             | 35               | —                            |
| \$35,000 to \$49,999                           | 171                          | 108                          | 63              | —                            | 93                            | 16                           | 28           | 32            | 17           | —              | —                | —                            |
| \$50,000 or more                               | \$19 836                     | \$20 704                     | \$18 625        | —                            | \$11 387                      | \$18 937                     | \$13 948     | \$13 158      | \$10 574     | \$10 822       | \$6 497          | —                            |
| Mean   | \$21 328                     | \$22 701                     | \$20 030        | —                            | \$13 438                      | \$22 752                     | \$15 317     | \$14 980      | \$13 621     | \$12 367       | \$9 551          | —                            |
| <b>SELECTED CHARACTERISTICS</b>                | <b>4 996</b>                 | <b>2 437</b>                 | <b>2 559</b>    | —                            | <b>10 830</b>                 | <b>155</b>                   | <b>1 917</b> | <b>2 777</b>  | <b>992</b>   | <b>3 510</b>   | <b>1 479</b>     | —                            |
| Heating equipment                              | 4 381                        | 2 038                        | 2 343           | —                            | 8 750                         | 145                          | 1 508        | 2 326         | 755          | 2 847          | 1 169            | —                            |
| Steam or hot water system                      | 334                          | 225                          | 109             | —                            | 842                           | 10                           | 173          | 142           | 103          | 262            | 152              | —                            |
| Central warm-air furnace or electric heat pump | 35                           | 29                           | 6               | —                            | 244                           | —                            | 39           | 42            | 14           | 132            | 17               | —                            |
| Other built-in electric units                  | 23                           | 5                            | 18              | —                            | 109                           | —                            | 18           | 13            | 27           | 28             | 23               | —                            |
| Floor, wall, or pipeless furnace               | 223                          | 140                          | 83              | —                            | 885                           | —                            | 179          | 254           | 93           | 241            | 118              | —                            |
| Other means                                    | 3 417                        | 1 699                        | 1 718           | —                            | 6 120                         | 129                          | 1 034        | 1 654         | 679          | 2 079          | 545              | —                            |
| Air conditioning                               | 106                          | 84                           | 22              | —                            | 510                           | —                            | 65           | 51            | 140          | 197            | 57               | —                            |
| Control system                                 | 4 116                        | 2 073                        | 2 043           | —                            | 6 749                         | 144                          | 1 472        | 1 850         | 637          | 2 093          | 553              | —                            |
| Vehicles available                             | 2 109                        | 972                          | 1 137           | —                            | 4 824                         | 99                           | 945          | 1 197         | 467          | 1 653          | 463              | —                            |
| 1  | 2 007                        | 1 101                        | 906             | —                            | 1 925                         | 45                           | 527          | 653           | 170          | 440            | 90               | —                            |
| 2 or more                                      | 4 996                        | 2 437                        | 2 559           | —                            | 10 830                        | 155                          | 1 917        | 2 777         | 992          | 3 510          | 1 479            | —                            |
| House heating fuel                             | 2 215                        | 1 040                        | 1 175           | —                            | 3 991                         | 93                           | 981          | 1 014         | 411          | 988            | 504              | —                            |
| Utility gas                                    | 51                           | 33                           | 18              | —                            | 121                           | —                            | 12           | 26            | 26           | 44             | 13               | —                            |
| Bottled, tank, or LP gas                       | 35                           | 29                           | 6               | —                            | 295                           | —                            | 39           | 48            | 29           | 146            | 33               | —                            |
| Electricity                                    | 2 661                        | 1 317                        | 1 344           | —                            | 6 343                         | 62                           | 885          | 1 650         | 517          | 2 300          | 929              | —                            |
| Fuel oil, kerosene, etc.                       | 34                           | 18                           | 16              | —                            | 80                            | —                            | —            | 39            | 9            | 32             | —                | —                            |
| Other  | 5 023                        | 2 440                        | 2 583           | —                            | 10 861                        | 155                          | 1 927        | 2 777         | 996          | 3 527          | 1 479            | —                            |
| Water heating fuel                             | 3 103                        | 1 527                        | 1 576           | —                            | 5 028                         | 110                          | 1 275        | 1 311         | 416          | 1 269          | 647              | —                            |
| Utility gas                                    | 139                          | 55                           | 84              | —                            | 219                           | 6                            | 40           | 74            | 49           | 29             | 21               | —                            |
| Bottled, tank, or LP gas                       | 46                           | 24                           | 22              | —                            | 231                           | —                            | 19           | 34            | 62           | 80             | 36               | —                            |
| Electricity                                    | 1 729                        | 834                          | 895             | —                            | 5 300                         | 39                           | 593          | 1 352         | 434          | 2 117          | 765              | —                            |
| Fuel oil, kerosene, etc.                       | 6                            | —                            | 6               | —                            | 83                            | —                            | —            | 6             | 35           | 32             | 10               | —                            |
| Other  | 4 068                        | 1 999                        | 2 069           | —                            | 5 527                         | 91                           | 1 347        | 1 753         | 476          | 1 463          | 397              | —                            |
| Family householder                             | 1 267                        | 664                          | 603             | —                            | 1 741                         | 30                           | 553          | 535           | 177          | 411            | 35               | —                            |
| With own children under 18 years               | 403                          | 218                          | 185             | —                            | 929                           | 19                           | 280          | 299           | 91           | 218            | 22               | —                            |
| With own children under 6 years                | 576                          | 298                          | 278             | —                            | 1 387                         | 19                           | 339          | 393           | 163          | 379            | 94               | —                            |
| Female householder, no husband present         | 95                           | 70                           | 25              | —                            | 688                           | —                            | 160          | 198           | 107          | 202            | 21               | —                            |
| With own children under 18 years               | 16                           | 9                            | 7               | —                            | 270                           | —                            | 49           | 83            | 69           | 61             | 8                | —                            |
| With own children under 6 years                | 955                          | 441                          | 514             | —                            | 5 340                         | 64                           | 580          | 1 024         | 526          | 2 064          | 1 082            | —                            |
| Nonfamily householder                          | 298                          | 104                          | 194             | —                            | 1 937                         | 20                           | 353          | 428           | 228          | 576            | 332              | —                            |
| Income in 1979 below poverty level             | 5.9                          | 4.3                          | 7.5             | —                            | 17.8                          | 12.9                         | 18.3         | 15.4          | 22.8         | 16.3           | 22.4             | —                            |
| Percent below poverty level                    |                              |                              |                 |                              |                               |                              |              |               |              |                |                  |                              |



Table D—22. Owner- and Renter-Occupied Housing Units With a White Householder by Size of Household: 1980

[Data are estimates based on a sample, see Introduction. For meaning of symbols, see Introduction. For definitions of terms, see appendixes A and B.]

Irvington town

|   | Total         | 1 person     | 2 persons    | 3 persons    | 4 persons  | 5 persons  | 6 persons  | 7 persons | 8 or more persons | Median      | Total persons |
|---|---------------|--------------|--------------|--------------|------------|------------|------------|-----------|-------------------|-------------|---------------|
| <b>Owner-occupied housing units</b> .....                                   | <b>5 023</b>  | <b>891</b>   | <b>1 810</b> | <b>988</b>   | <b>698</b> | <b>371</b> | <b>175</b> | <b>64</b> | <b>26</b>         | <b>2.40</b> | <b>14 800</b> |
| Nonrelatives present .....  | 182           | —            | 52           | 13           | 36         | 45         | 19         | 7         | 10                | 4.22        | 810           |
| <b>ROOMS</b> .....  |               |              |              |              |            |            |            |           |                   |             |               |
| 1 to 3 rooms .....  | 177           | 123          | 41           | 7            | 6          | —          | —          | —         | —                 | 1.22        | 267           |
| 4 rooms .....   | 586           | 159          | 216          | 143          | 46         | 11         | 6          | 5         | —                 | 2.12        | 1 437         |
| 5 rooms .....   | 1 450         | 260          | 694          | 233          | 161        | 75         | 14         | 13        | —                 | 2.17        | 3 857         |
| 6 rooms .....   | 1 756         | 229          | 584          | 379          | 310        | 140        | 81         | 17        | 16                | 2.67        | 5 598         |
| 7 rooms .....   | 758           | 98           | 182          | 176          | 108        | 85         | 70         | 29        | 10                | 3.06        | 2 624         |
| 8 or more rooms .....   | 296           | 22           | 93           | 50           | 67         | 60         | 4          | —         | —                 | 3.16        | 1 017         |
| Median .....  | 5.7           | 5.1          | 5.4          | 5.8          | 5.9        | 6.2        | 6.3        | 6.3       | 6.3               | ...         | ...           |
| <b>PLUMBING FACILITIES BY PERSONS PER ROOM</b> .....                        |               |              |              |              |            |            |            |           |                   |             |               |
| <b>Complete plumbing for exclusive use</b> .....                            | <b>4 918</b>  | <b>885</b>   | <b>1 745</b> | <b>973</b>   | <b>679</b> | <b>371</b> | <b>175</b> | <b>64</b> | <b>26</b>         | <b>2.40</b> | <b>14 526</b> |
| 1.00 or less .....  | 4 820         | 885          | 1 745        | 973          | 673        | 360        | 155        | 29        | —                 | 2.37        | 13 822        |
| 1.01 to 1.50 .....  | 93            | —            | —            | —            | 6          | 11         | 20         | 30        | 26                | 6.82        | 661           |
| 1.51 or more .....  | 5             | —            | —            | —            | —          | —          | —          | 5         | —                 | 7.00        | 43            |
| <b>Lacking complete plumbing for exclusive use</b> .....                    | <b>105</b>    | <b>6</b>     | <b>65</b>    | <b>15</b>    | <b>19</b>  | <b>—</b>   | <b>—</b>   | <b>—</b>  | <b>—</b>          | <b>2.22</b> | <b>274</b>    |
| 1.00 or less .....  | 105           | 6            | 65           | 15           | 19         | —          | —          | —         | —                 | 2.22        | 274           |
| 1.01 to 1.50 .....  | —             | —            | —            | —            | —          | —          | —          | —         | —                 | —           | —             |
| 1.51 or more .....  | —             | —            | —            | —            | —          | —          | —          | —         | —                 | —           | —             |
| <b>UNITS IN STRUCTURE</b> .....   |               |              |              |              |            |            |            |           |                   |             |               |
| 1, detached or attached .....   | 2 440         | 382          | 794          | 517          | 359        | 234        | 106        | 32        | 16                | 2.59        | 7 404         |
| 2 or more .....   | 2 583         | 509          | 1 016        | 471          | 339        | 137        | 69         | 32        | 10                | 2.27        | 7 396         |
| Mobile home or trailer, etc. ....   | —             | —            | —            | —            | —          | —          | —          | —         | —                 | —           | —             |
| <b>VALUE</b> .....  |               |              |              |              |            |            |            |           |                   |             |               |
| <b>Specified owner-occupied housing units</b> .....                         | <b>2 339</b>  | <b>371</b>   | <b>775</b>   | <b>486</b>   | <b>346</b> | <b>225</b> | <b>100</b> | <b>25</b> | <b>11</b>         | <b>2.55</b> | <b>7 009</b>  |
| Less than \$10,000 .....  | —             | —            | —            | —            | —          | —          | —          | —         | —                 | —           | —             |
| \$10,000 to \$19,999 .....  | 95            | 38           | 33           | 14           | 10         | —          | —          | —         | —                 | 1.79        | 222           |
| \$20,000 to \$29,999 .....  | 529           | 100          | 167          | 85           | 71         | 55         | 35         | 10        | 6                 | 2.49        | 1 706         |
| \$30,000 to \$39,999 .....  | 924           | 170          | 313          | 186          | 118        | 95         | 27         | 15        | —                 | 2.43        | 2 591         |
| \$40,000 to \$49,999 .....  | 561           | 42           | 146          | 148          | 133        | 57         | 30         | —         | 5                 | 3.13        | 1 797         |
| \$50,000 to \$59,999 .....  | 162           | 8            | 82           | 32           | 14         | 18         | 8          | —         | —                 | 2.39        | 524           |
| \$60,000 to \$79,999 .....  | 58            | 13           | 34           | 21           | —          | —          | —          | —         | —                 | 2.12        | 169           |
| \$80,000 to \$99,999 .....  | —             | —            | —            | —            | —          | —          | —          | —         | —                 | —           | —             |
| \$100,000 to \$149,999 .....  | —             | —            | —            | —            | —          | —          | —          | —         | —                 | —           | —             |
| \$150,000 or more .....   | —             | —            | —            | —            | —          | —          | —          | —         | —                 | —           | —             |
| Median .....  | \$36 300      | \$32 300     | \$36 400     | \$38 100     | \$38 700   | \$35 800   | \$34 200   | \$35 800  | \$22 300          | ...         | ...           |
| <b>SELECTED CHARACTERISTICS</b> .....                                       |               |              |              |              |            |            |            |           |                   |             |               |
| <b>All income levels in 1979</b> .....                                      | <b>5 023</b>  | <b>891</b>   | <b>1 810</b> | <b>988</b>   | <b>698</b> | <b>371</b> | <b>175</b> | <b>64</b> | <b>26</b>         | <b>2.40</b> | <b>14 800</b> |
| Median income .....   | \$19 836      | \$6 733      | \$17 018     | \$25 840     | \$25 038   | \$27 097   | \$26 307   | \$26 667  | \$33 000          | ...         | ...           |
| Median selected monthly owner costs as percentage of household income ..... | 21.2          | 34.8         | 19.0         | 16.3         | 22.9       | 19.5       | 18.6       | 12.2      | 12.5              | ...         | ...           |
| With a mortgage .....   | 24.6          | 34.0         | 26.3         | 22.4         | 24.6       | 22.4       | 21.6       | 13.6      | 12.5              | ...         | ...           |
| Not mortgaged .....   | 16.1          | 37.2         | 15.7         | 12.8         | 10         | 10.4       | 10         | 10.0      | —                 | ...         | ...           |
| <b>Income in 1979 below poverty level</b> .....                             | <b>298</b>    | <b>166</b>   | <b>67</b>    | <b>37</b>    | <b>28</b>  | <b>—</b>   | <b>—</b>   | <b>—</b>  | <b>—</b>          | <b>1.40</b> | <b>...</b>    |
| Median income .....   | \$2 663       | \$2500+      | \$2 992      | \$2 708      | \$3 409    | —          | —          | —         | —                 | ...         | ...           |
| Median selected monthly owner costs as percentage of household income ..... | 50+           | 50+          | 50+          | 50+          | 50+        | —          | —          | —         | —                 | ...         | ...           |
| With a mortgage .....   | 50+           | —            | 50+          | 50+          | 50+        | —          | —          | —         | —                 | ...         | ...           |
| Not mortgaged .....   | 50+           | 50+          | —            | —            | —          | —          | —          | —         | —                 | ...         | ...           |
| <b>Renter-occupied housing units</b> .....                                  | <b>10 867</b> | <b>4 950</b> | <b>3 445</b> | <b>1 330</b> | <b>723</b> | <b>294</b> | <b>71</b>  | <b>31</b> | <b>23</b>         | <b>1.64</b> | <b>19 992</b> |
| Nonrelatives present .....  | 577           | —            | 338          | 105          | 41         | 65         | 10         | 13        | 5                 | 2.35        | 1 615         |
| <b>ROOMS</b> .....  |               |              |              |              |            |            |            |           |                   |             |               |
| 1 room .....  | 941           | 890          | 51           | —            | —          | —          | —          | —         | —                 | 1.03        | 932           |
| 2 rooms .....   | 733           | 545          | 156          | 20           | 12         | —          | —          | —         | —                 | 1.17        | 927           |
| 3 rooms .....   | 3 784         | 2 331        | 1 192        | 179          | 64         | 18         | —          | —         | —                 | 1.31        | 5 406         |
| 4 rooms .....   | 2 629         | 768          | 1 102        | 496          | 169        | 77         | 17         | —         | —                 | 2.00        | 5 347         |
| 5 rooms .....   | 2 130         | 323          | 774          | 448          | 351        | 143        | 43         | 25        | 23                | 2.46        | 5 619         |
| 6 rooms .....   | 548           | 87           | 153          | 162          | 105        | 30         | 5          | 6         | —                 | 2.71        | 1 400         |
| 7 or more rooms .....   | 102           | 6            | 17           | 25           | 22         | 26         | 6          | —         | —                 | 3.64        | 361           |
| Median .....  | 3.5           | 2.9          | 3.8          | 4.4          | 4.8        | 4.9        | 4.9        | 5.1       | 5.0               | ...         | ...           |
| <b>PLUMBING FACILITIES BY PERSONS PER ROOM</b> .....                        |               |              |              |              |            |            |            |           |                   |             |               |
| <b>Complete plumbing for exclusive use</b> .....                            | <b>10 505</b> | <b>4 794</b> | <b>3 333</b> | <b>1 289</b> | <b>703</b> | <b>272</b> | <b>65</b>  | <b>31</b> | <b>18</b>         | <b>1.64</b> | <b>19 311</b> |
| 1.00 or less .....  | 10 160        | 4 794        | 3 282        | 1 269        | 627        | 177        | 11         | —         | —                 | 1.59        | 17 872        |
| 1.01 to 1.50 .....  | 246           | —            | —            | 20           | 64         | 77         | 54         | 31        | —                 | 5.01        | 1 145         |
| 1.51 or more .....  | 99            | —            | 51           | —            | 12         | 18         | —          | —         | 18                | 2.47        | 284           |
| <b>Lacking complete plumbing for exclusive use</b> .....                    | <b>362</b>    | <b>156</b>   | <b>112</b>   | <b>41</b>    | <b>20</b>  | <b>22</b>  | <b>6</b>   | <b>—</b>  | <b>5</b>          | <b>1.72</b> | <b>681</b>    |
| 1.00 or less .....  | 351           | 156          | 112          | 41           | 20         | 22         | —          | —         | —                 | 1.67        | 625           |
| 1.01 to 1.50 .....  | 6             | —            | —            | —            | —          | —          | 6          | —         | —                 | 6.00        | 36            |
| 1.51 or more .....  | 5             | —            | —            | —            | —          | —          | —          | 5         | —                 | 8.00        | 20            |
| <b>UNITS IN STRUCTURE</b> .....   |               |              |              |              |            |            |            |           |                   |             |               |
| 1, detached or attached .....   | 155           | 41           | 25           | 54           | 24         | 11         | —          | —         | —                 | 2.71        | 361           |
| 2 .....   | 1 927         | 503          | 670          | 350          | 263        | 105        | 30         | 6         | —                 | 2.19        | 4 486         |
| 3 and 4 .....   | 2 777         | 939          | 1 029        | 471          | 205        | 80         | 18         | 12        | 23                | 1.94        | 5 715         |
| 5 to 9 .....  | 1 002         | 421          | 338          | 112          | 55         | 46         | 23         | 7         | —                 | 1.74        | 1 915         |
| 10 to 49 .....  | 3 527         | 1 972        | 1 051        | 293          | 167        | 38         | —          | 6         | —                 | 1.39        | 5 604         |
| 50 or more .....  | 1 479         | 1 074        | 332          | 50           | 9          | 14         | —          | —         | —                 | 1.19        | 1 911         |
| Mobile home or trailer, etc. ....   | —             | —            | —            | —            | —          | —          | —          | —         | —                 | —           | —             |
| <b>GROSS RENT</b> .....   |               |              |              |              |            |            |            |           |                   |             |               |
| <b>Specified renter-occupied housing units</b> .....                        | <b>10 857</b> | <b>4 950</b> | <b>3 445</b> | <b>1 320</b> | <b>723</b> | <b>294</b> | <b>71</b>  | <b>31</b> | <b>23</b>         | <b>1.64</b> | <b>19 973</b> |
| Less than \$100 .....   | 499           | 462          | 30           | 7            | 7          | —          | —          | —         | —                 | 1.04        | 573           |
| \$100 to \$149 .....  | 421           | 260          | 123          | 24           | 10         | —          | 4          | —         | —                 | 1.31        | 584           |
| \$150 to \$199 .....  | 1 399         | 953          | 310          | 70           | 47         | 19         | —          | —         | —                 | 1.23        | 1 980         |
| \$200 to \$249 .....  | 2 897         | 1 553        | 900          | 274          | 99         | 60         | —          | 6         | 5                 | 1.43        | 4 834         |
| \$250 to \$299 .....  | 2 855         | 1 045        | 1 007        | 406          | 223        | 117        | 38         | 19        | —                 | 1.88        | 5 850         |
| \$300 to \$349 .....  | 1 564         | 421          | 617          | 252          | 195        | 55         | 18         | 6         | —                 | 2.09        | 3 308         |
| \$350 to \$399 .....  | 694           | 109          | 253          | 185          | 102        | 22         | 5          | —         | 18                | 2.44        | 1 665         |
| \$400 to \$499 .....  | 351           | 90           | 153          | 62           | 29         | 11         | 6          | —         | —                 | 2.06        | 747           |
| \$500 or more .....   | 29            | 8            | —            | 16           | 5          | —          | —          | —         | —                 | 2.91        | 86            |
| No cash rent .....  | 148           | 49           | 52           | 31           | 11         | 5          | —          | —         | —                 | 1.98        | 346           |
| Median .....  | \$252         | \$223        | \$267        | \$282        | \$294      | \$275      | \$295      | \$280     | \$368             | ...         | ...           |
| <b>SELECTED CHARACTERISTICS</b> .....                                       |               |              |              |              |            |            |            |           |                   |             |               |
| <b>All income levels in 1979</b> .....                                      | <b>10 867</b> | <b>4 950</b> | <b>3 445</b> | <b>1 330</b> | <b>723</b> | <b>294</b> | <b>71</b>  | <b>31</b> | <b>23</b>         | <b>1.64</b> | <b>19 992</b> |
| Median income .....   | \$11 387      | \$6 812      | \$15 339     | \$16 341     | \$19 109   | \$18 571   | \$13 229   | \$18 750  | \$16 597          | ...         | ...           |
| Median gross rent as percentage of household income .....                   | 25.1          | 31.9         | 21.5         | 22.0         | 18.8       | 17.1       | 24.5       | 16.3      | 26.8              | ...         | ...           |
| <b>Income in 1979 below poverty level</b> .....                             | <b>1 937</b>  | <b>1 140</b> | <b>307</b>   | <b>250</b>   | <b>122</b> | <b>80</b>  | <b>32</b>  | <b>6</b>  | <b>—</b>          | <b>1.35</b> | <b>...</b>    |
| Median income .....   | \$2 948       | \$2 811      | \$2500+      | \$3 429      | \$3 417    | \$6 023    | \$5 417    | \$2500+   | —                 | ...         | ...           |
| Median gross rent as percentage of household income .....                   | 50+           | 50+          | 50+          | 50+          | 50+        | 50+        | 50+        | 50+       | —                 | ...         | ...           |

Table D — 23. Household Composition and Age of Householder for Owner- and Renter-Occupied Housing Units With a White Householder: 1980

(Data are estimates based on a sample, see Introduction. For meaning of symbols, see Introduction. For definitions of terms, see appendices A and B.)

| Irvington town     | Married-couple families |                              |                |                              |                |                              |                |                              |                   |                              | Male householder, no wife present |                              |                |                              |                | Female householder, no husband present |                |                              |                   |                              | Median age |
|--------------------|-------------------------|------------------------------|----------------|------------------------------|----------------|------------------------------|----------------|------------------------------|-------------------|------------------------------|-----------------------------------|------------------------------|----------------|------------------------------|----------------|--|----------------|------------------------------|-------------------|------------------------------|------------|
|                    | 15 to 24 years          |                              | 25 to 34 years |                              | 35 to 44 years |                              | 45 to 64 years |                              | 65 years and over |                              | 15 to 24 years                    |                              | 25 to 34 years |                              | 35 to 44 years |  | 45 to 64 years |                              | 65 years and over |                              |            |
|                    | Total                   | Owner-occupied housing units | Total          | Owner-occupied housing units | Total          | Owner-occupied housing units | Total          | Owner-occupied housing units | Total             | Owner-occupied housing units | Total                             | Owner-occupied housing units | Total          | Owner-occupied housing units | Total          | Owner-occupied housing units           | Total          | Owner-occupied housing units | Total             | Owner-occupied housing units |            |
| 5 023              | 11                      | 383                          | 455            | 1 694                        | 782            | 6                            | 48             | 48                           | 157               | 181                          | 14                                | 27                           | 81             | 428                          | 708            | 58.9                                   |                |                              |                   |                              |            |
| 891                | —                       | 68                           | 63             | 640                          | —              | —                            | 22             | 36                           | 57                | 126                          | 7                                 | 7                            | 32             | 152                          | 452            | 71.1                                   |                |                              |                   |                              |            |
| 1 810              | 6                       | 78                           | 79             | 499                          | 566            | 6                            | 20             | 6                            | 65                | 38                           | 7                                 | 7                            | 21             | 114                          | 190            | 63.2                                   |                |                              |                   |                              |            |
| 988                | —                       | 122                          | 171            | 260                          | 142            | —                            | 6              | 6                            | 19                | 6                            | —                                 | 13                           | 9              | 89                           | 61             | 57.9                                   |                |                              |                   |                              |            |
| 371                | —                       | 54                           | 88             | 183                          | 3              | —                            | —              | —                            | 16                | 5                            | —                                 | —                            | —              | 40                           | —              | 48.4                                   |                |                              |                   |                              |            |
| 6 or more persons  | 2.42                    | 3.87                         | 4.00           | 2.91                         | 2.19           | 2.00                         | 1.60           | 1.17                         | 1.83              | 1.22                         | 1.50                              | 1.90                         | 2.04           | 1.28                         | 46.3           |  |                |                              |                   |                              |            |
| 14 800             | 55                      | 1 554                        | 1 886          | 5 988                        | 2 054          | 13                           | 84             | 66                           | 366               | 299                          | 22                                | 74                           | 181            | 1 061                        | 1 097          | ...                                    |                |                              |                   |                              |            |
| 4 918              | 11                      | 377                          | 455            | 1 658                        | 750            | 6                            | 48             | 48                           | 152               | 174                          | 14                                | 27                           | 81             | 409                          | 708            | 58.9                                   |                |                              |                   |                              |            |
| 98                 | 5                       | 19                           | 18             | 44                           | 6              | —                            | —              | —                            | 5                 | 7                            | —                                 | —                            | 6              | —                            | 46.3           |  |                |                              |                   |                              |            |
| 105                | —                       | 6                            | —              | 36                           | 32             | —                            | —              | —                            | —                 | —                            | —                                 | —                            | 19             | —                            | 59.5           |  |                |                              |                   |                              |            |
| 2 339              | 5                       | 192                          | 235            | 811                          | 297            | 6                            | 33             | 15                           | 54                | 90                           | 7                                 | —                            | 56             | 229                          | 309            | 58.1                                   |                |                              |                   |                              |            |
| 1 188              | 5                       | 176                          | 222            | 467                          | 65             | —                            | 27             | —                            | 31                | 24                           | —                                 | —                            | 47             | 90                           | 27             | 49.3                                   |                |                              |                   |                              |            |
| 204                | 15                      | 23                           | 21             | 141                          | 11             | —                            | —              | —                            | 13                | 7                            | —                                 | —                            | —              | 5                            | —              | 51.3                                   |                |                              |                   |                              |            |
| 15 to 19 percent   | 23                      | 74                           | 108            | 50                           | 4              | —                            | —              | —                            | 7                 | —                            | —                                 | —                            | —              | 3                            | —              | 48.2                                   |                |                              |                   |                              |            |
| 20 to 24 percent   | 172                     | 48                           | 46             | 172                          | 20             | —                            | —              | —                            | 7                 | 7                            | —                                 | —                            | 12             | 12                           | 5              | 42.6                                   |                |                              |                   |                              |            |
| 25 to 29 percent   | 174                     | 28                           | 23             | 67                           | 20             | —                            | —              | —                            | —                 | 10                           | —                                 | —                            | 14             | 15                           | —              | 52.9                                   |                |                              |                   |                              |            |
| 30 to 34 percent   | 135                     | 32                           | 22             | 33                           | 30             | —                            | 7              | —                            | —                 | 10                           | —                                 | —                            | 24             | 15                           | —              | 37.9                                   |                |                              |                   |                              |            |
| 35 percent or more | 272                     | 40                           | 36             | 68                           | 30             | —                            | 6              | —                            | 6                 | —                            | —                                 | —                            | 9              | 55                           | 22             | 52.3                                   |                |                              |                   |                              |            |
| Not computed       | —                       | —                            | —              | —                            | —              | —                            | —              | —                            | —                 | —                            | —                                 | —                            | —              | —                            | —              | —                                      |                |                              |                   |                              |            |
| 24.6               | 12.5                    | 27.1                         | 21.7           | 19.3                         | 29.4           | —                            | 10             | —                            | 17.5              | 28.6                         | 32.5                              | —                            | 32.0           | 38.3                         | 47.1           | —                                      |                |                              |                   |                              |            |
| 1 151              | 16                      | 13                           | 13             | 344                          | 232            | 6                            | 6              | 15                           | 23                | 66                           | —                                 | —                            | 9              | 139                          | 282            | 65.2                                   |                |                              |                   |                              |            |
| 264                | —                       | —                            | —              | 159                          | 40             | —                            | —              | —                            | 7                 | —                            | —                                 | —                            | —              | 35                           | 21             | 59.7                                   |                |                              |                   |                              |            |
| 10 percent         | 16                      | 16                           | —              | 119                          | 55             | —                            | —              | 8                            | 7                 | 6                            | —                                 | —                            | —              | 27                           | 34             | 62.1                                   |                |                              |                   |                              |            |
| 15 to 19 percent   | 139                     | 5                            | 5              | 31                           | 29             | 6                            | 6              | —                            | 9                 | 15                           | —                                 | —                            | —              | 21                           | 27             | 62.1                                   |                |                              |                   |                              |            |
| 20 to 24 percent   | 49                      | —                            | —              | 21                           | 21             | —                            | —              | —                            | —                 | —                            | —                                 | —                            | —              | 20                           | 8              | 68.4                                   |                |                              |                   |                              |            |
| 25 to 29 percent   | 126                     | —                            | —              | 25                           | 22             | —                            | —              | 7                            | —                 | 26                           | —                                 | —                            | —              | 20                           | 8              | 68.9                                   |                |                              |                   |                              |            |
| 30 to 34 percent   | 61                      | —                            | —              | 15                           | 15             | —                            | —              | —                            | —                 | —                            | —                                 | —                            | 15             | 15                           | 31             | 73.7                                   |                |                              |                   |                              |            |
| 35 percent or more | 222                     | —                            | —              | 10                           | 44             | —                            | —              | —                            | —                 | 19                           | —                                 | —                            | 9              | 15                           | 132            | 74.6                                   |                |                              |                   |                              |            |
| Not computed       | —                       | —                            | —              | —                            | —              | —                            | —              | —                            | —                 | —                            | —                                 | —                            | —              | —                            | —              | —                                      |                |                              |                   |                              |            |
| 16.1               | —                       | 12.5                         | 41.9           | 10.5                         | 18.1           | 17.5                         | 17.5           | 10                           | 13.2              | 27.3                         | —                                 | —                            | 45.0           | 16.0                         | 34.1           | ...                                    |                |                              |                   |                              |            |
| 10 867             | 276                     | 846                          | 378            | 1 284                        | 1 062          | 268                          | 528            | 245                          | 658               | 645                          | 280                               | 617                          | 342            | 1 204                        | 2 284          | 57.3                                   |                |                              |                   |                              |            |
| 4 950              | —                       | 363                          | 81             | 631                          | —              | 169                          | 376            | 172                          | 506               | 544                          | 168                               | 258                          | 95             | 654                          | 2 008          | 65.7                                   |                |                              |                   |                              |            |
| 3 445              | 1.99                    | 256                          | 78             | 371                          | 932            | 78                           | 116            | 48                           | 126               | 75                           | 59                                | 144                          | 90             | 352                          | 221            | 57.9                                   |                |                              |                   |                              |            |
| 1 330              | 63                      | 113                          | 113            | 190                          | 106            | 14                           | 27             | 17                           | 10                | 19                           | 32                                | 89                           | 73             | 130                          | 45             | 45.9                                   |                |                              |                   |                              |            |
| 4 persons          | 23                      | 159                          | 80             | 24                           | 24             | 3                            | 8              | 8                            | 8                 | 7                            | 21                                | 21                           | 66             | 47                           | 44             | 38.9                                   |                |                              |                   |                              |            |
| 5 persons          | 294                     | 52                           | 52             | 80                           | —              | —                            | 9              | —                            | —                 | —                            | —                                 | —                            | 24             | 24                           | —              | 41.8                                   |                |                              |                   |                              |            |
| 6 or more persons  | 125                     | 16                           | 16             | 12                           | —              | —                            | —              | —                            | —                 | —                            | —                                 | —                            | —              | —                            | —              | 37.0                                   |                |                              |                   |                              |            |
| Median             | 2.8                     | 2.73                         | 3.77           | 2.53                         | 2.07           | 1.29                         | 1.20           | 1.21                         | 1.15              | 1.09                         | 1.33                              | 1.85                         | 2.34           | 1.42                         | 1.07           | ...                                    |                |                              |                   |                              |            |
| 19 992             | 515                     | 2 424                        | 1 317          | 3 458                        | 2 227          | 426                          | 762            | 318                          | 738               | 771                          | 442                               | 1 260                        | 780            | 1 945                        | 2 559          | ...                                    |                |                              |                   |                              |            |
| 10 505             | 270                     | 813                          | 347            | 1 263                        | 1 088          | 239                          | 522            | 239                          | 633               | 637                          | 270                               | 599                          | 311            | 1 158                        | 2 216          | 57.6                                   |                |                              |                   |                              |            |
| 345                | 26                      | 41                           | 84             | 34                           | 13             | 16                           | 9              | —                            | 8                 | 8                            | 5                                 | 79                           | 20             | —                            | 34.7           |  |                |                              |                   |                              |            |
| 362                | 6                       | 33                           | 31             | 21                           | 24             | 29                           | 6              | 6                            | 23                | 8                            | 10                                | 18                           | 31             | 46                           | 46.3           |  |                |                              |                   |                              |            |
| 11                 | —                       | 5                            | —              | —                            | —              | —                            | —              | —                            | —                 | —                            | —                                 | —                            | 6              | —                            | 40.4           |  |                |                              |                   |                              |            |
| 10 857             | 276                     | 846                          | 378            | 1 284                        | 1 062          | 268                          | 528            | 245                          | 658               | 645                          | 280                               | 617                          | 342            | 1 204                        | 2 274          | 57.3                                   |                |                              |                   |                              |            |
| 2 072              | 22                      | 301                          | 149            | 545                          | 134            | 27                           | 97             | 90                           | 239               | 106                          | 13                                | 41                           | 57             | 169                          | 82             | 52.0                                   |                |                              |                   |                              |            |
| 15 to 19 percent   | 70                      | 210                          | 53             | 226                          | 113            | 73                           | 137            | 26                           | 144               | 71                           | 13                                | 108                          | 38             | 221                          | 112            | 47.6                                   |                |                              |                   |                              |            |
| 20 to 24 percent   | 981                     | 96                           | 79             | 70                           | 102            | 54                           | 81             | 29                           | 76                | 45                           | 57                                | 53                           | 41             | 163                          | 268            | 61.3                                   |                |                              |                   |                              |            |
| 25 to 29 percent   | 981                     | 28                           | 39             | 39                           | 98             | 19                           | 75             | 8                            | 49                | 38                           | 17                                | 51                           | 12             | 126                          | 268            | 59.9                                   |                |                              |                   |                              |            |
| 30 to 34 percent   | 1 175                   | 32                           | 24             | 50                           | 27             | 33                           | 24             | 13                           | 20                | 25                           | 31                                | 58                           | 20             | 120                          | 116            | 59.9                                   |                |                              |                   |                              |            |
| 35 to 49 percent   | 2 465                   | 15                           | 17             | 89                           | 167            | 18                           | 43             | 19                           | 10                | 105                          | 48                                | 62                           | 13             | 135                          | 383            | 67.3                                   |                |                              |                   |                              |            |
| 50 percent or more | 416                     | —                            | 66             | 9                            | 222            | 39                           | 56             | 42                           | 75                | 30                           | 15                                | 208                          | 145            | 253                          | 910            | 64.6                                   |                |                              |                   |                              |            |
| Not computed       | —                       | —                            | —              | —                            | —              | —                            | —              | —                            | —                 | —                            | —                                 | —                            | —              | —                            | —              | —                                      |                |                              |                   |                              |            |
| 25.1               | 23.6                    | 17.9                         | 18.3           | 16.6                         | 28.7           | 22.9                         | 21.4           | 18.7                         | 17.3              | 41.0                         | 33.1                              | 33.2                         | 33.8           | 26.6                         | 43.8           | ...                                    |                |                              |                   |                              |            |

Owner-occupied housing units

PERSONS IN UNIT

1 person  
2 persons  
3 persons  
4 persons  
5 persons  
6 or more persons  
Median  
Total persons

PLUMBING FACILITIES BY PERSONS PER ROOM

Complete plumbing for exclusive use  
1.01 or more persons per room  
Locking complete plumbing for exclusive use  
1.01 or more persons per room

MORTGAGE STATUS AND SELECTED MONTHLY OWNER COSTS AS PERCENTAGE OF HOUSEHOLD INCOME IN 1979

Specified owner-occupied housing units  
With a mortgage  
Less than 15 percent  
15 to 19 percent  
20 to 24 percent  
25 to 29 percent  
30 to 34 percent  
35 percent or more  
Not computed  
Median

Not mortgaged  
Less than 10 percent  
10 to 14 percent  
15 to 19 percent  
20 to 24 percent  
25 to 29 percent  
30 to 34 percent  
35 percent or more  
Not computed  
Median

Renter-occupied housing units

PERSONS IN UNIT

1 person  
2 persons  
3 persons  
4 persons  
5 persons  
6 or more persons  
Median  
Total persons

PLUMBING FACILITIES BY PERSONS PER ROOM

Complete plumbing for exclusive use  
1.01 or more persons per room  
Locking complete plumbing for exclusive use  
1.01 or more persons per room

GROSS RENT AS PERCENTAGE OF HOUSEHOLD INCOME IN 1979

Specified renter-occupied housing units  
Less than 15 percent  
15 to 19 percent  
20 to 24 percent  
25 to 29 percent  
30 to 34 percent  
35 to 49 percent  
50 percent or more  
Not computed  
Median



Table D—24. Age and Sex of Householder in One-Person Households for Owner- and Renter-Occupied Housing Units With a White Householder: 1980

[Data are estimates based on a sample, see Introduction. For meaning of symbols, see Introduction. For definitions of terms, see appendixes A and B.]

| Irvington town  | Male householder |                |                |                |                |                   | Female householder |                |                |                |                |                   |              |
|---|------------------|----------------|----------------|----------------|----------------|-------------------|--------------------|----------------|----------------|----------------|----------------|-------------------|--------------|
|   | Total            | 15 to 24 years | 25 to 34 years | 35 to 44 years | 45 to 64 years | 65 years and over | Total              | 15 to 24 years | 25 to 34 years | 35 to 44 years | 45 to 64 years | 65 years and over |              |
| <b>Owner-occupied housing units</b> .....   | <b>891</b>       | <b>241</b>     | <b>—</b>       | <b>22</b>      | <b>36</b>      | <b>57</b>         | <b>126</b>         | <b>650</b>     | <b>7</b>       | <b>7</b>       | <b>32</b>      | <b>152</b>        | <b>452</b>   |
| <b>PLUMBING FACILITIES</b>  |                  |                |                |                |                |                   |                    |                |                |                |                |                   |              |
| Complete plumbing for exclusive use .....   | 885              | 241            | —              | 22             | 36             | 57                | 126                | 644            | 7              | 7              | 32             | 146               | 452          |
| Locking complete plumbing for exclusive use .....                                   | 6                | —              | —              | —              | —              | —                 | —                  | 6              | —              | —              | —              | 6                 | —            |
| <b>UNITS IN STRUCTURE</b>   |                  |                |                |                |                |                   |                    |                |                |                |                |                   |              |
| 1, detached or attached .....   | 382              | 105            | —              | 7              | 21             | 10                | 67                 | 277            | —              | —              | 19             | 75                | 183          |
| 2 or more .....   | 509              | 136            | —              | 15             | 15             | 47                | 59                 | 373            | 7              | 7              | 13             | 77                | 269          |
| Mobile home or trailer, etc. ....   | —                | —              | —              | —              | —              | —                 | —                  | —              | —              | —              | —              | —                 | —            |
| <b>HOUSEHOLD INCOME IN 1979</b>   |                  |                |                |                |                |                   |                    |                |                |                |                |                   |              |
| Less than \$5,000 .....   | 336              | 60             | —              | —              | 8              | 8                 | 44                 | 276            | —              | 7              | 8              | 55                | 206          |
| \$5,000 to \$9,999 .....  | 256              | 33             | —              | —              | —              | —                 | 33                 | 223            | 7              | —              | 5              | 26                | 185          |
| \$10,000 to \$12,499 .....  | 85               | 33             | —              | 15             | —              | —                 | 18                 | 52             | —              | —              | —              | 31                | 21           |
| \$12,500 to \$14,999 .....  | 54               | 23             | —              | 7              | —              | 6                 | 10                 | 31             | —              | —              | —              | 24                | 7            |
| \$15,000 to \$19,999 .....  | 63               | 34             | —              | —              | 13             | 6                 | 15                 | 29             | —              | —              | 19             | 10                | —            |
| \$20,000 to \$24,999 .....  | 34               | 16             | —              | —              | —              | 10                | 6                  | 18             | —              | —              | —              | 6                 | 12           |
| \$25,000 to \$34,999 .....  | 29               | 16             | —              | —              | 7              | 9                 | —                  | 13             | —              | —              | —              | —                 | 13           |
| \$35,000 to \$49,999 .....  | 34               | 26             | —              | —              | 8              | 18                | —                  | 8              | —              | —              | —              | —                 | 8            |
| \$50,000 or more .....  | —                | —              | —              | —              | —              | —                 | —                  | —              | —              | —              | —              | —                 | —            |
| Median .....  | \$6 733          | \$12 083       | —              | \$11 833       | \$18 750       | \$24 250          | \$8 654            | \$5 811        | \$6 250        | \$2500—        | \$15 395       | \$9 519           | \$5 347      |
| Mean .....  | \$9 479          | \$14 292       | —              | \$12 011       | \$20 262       | \$23 234          | \$8 940            | \$7 694        | \$5 105        | \$720          | \$12 642       | \$8 831           | \$7 109      |
| <b>MORTGAGE STATUS AND SELECTED MONTHLY OWNER COSTS</b>                             |                  |                |                |                |                |                   |                    |                |                |                |                |                   |              |
| <b>Specified owner-occupied housing units</b> .....                                 | <b>371</b>       | <b>94</b>      | <b>—</b>       | <b>7</b>       | <b>15</b>      | <b>5</b>          | <b>57</b>          | <b>277</b>     | <b>—</b>       | <b>—</b>       | <b>19</b>      | <b>75</b>         | <b>183</b>   |
| <b>With a mortgage</b> .....  | <b>86</b>        | <b>24</b>      | <b>—</b>       | <b>7</b>       | <b>—</b>       | <b>—</b>          | <b>17</b>          | <b>62</b>      | <b>—</b>       | <b>—</b>       | <b>19</b>      | <b>27</b>         | <b>16</b>    |
| Less than \$200 .....   | 8                | —              | —              | —              | —              | —                 | —                  | 8              | —              | —              | —              | 8                 | —            |
| \$200 to \$249 .....  | —                | —              | —              | —              | —              | —                 | —                  | —              | —              | —              | —              | —                 | —            |
| \$250 to \$299 .....  | 15               | —              | —              | —              | —              | —                 | —                  | 15             | —              | —              | —              | 5                 | 10           |
| \$300 to \$349 .....  | 12               | —              | —              | —              | —              | —                 | —                  | 12             | —              | —              | —              | 6                 | 6            |
| \$350 to \$399 .....  | 37               | 24             | —              | 7              | —              | —                 | 17                 | 13             | —              | —              | 5              | 8                 | —            |
| \$400 to \$499 .....  | 14               | —              | —              | —              | —              | —                 | —                  | 14             | —              | —              | 14             | —                 | —            |
| \$500 to \$599 .....  | —                | —              | —              | —              | —              | —                 | —                  | —              | —              | —              | —              | —                 | —            |
| \$600 to \$749 .....  | —                | —              | —              | —              | —              | —                 | —                  | —              | —              | —              | —              | —                 | —            |
| \$750 or more .....   | —                | —              | —              | —              | —              | —                 | —                  | —              | —              | —              | —              | —                 | —            |
| Median .....  | \$361            | \$375          | —              | \$375          | —              | —                 | \$375              | \$333          | —              | —              | \$466          | \$304             | \$290        |
| <b>Not mortgaged</b> .....  | <b>285</b>       | <b>70</b>      | <b>—</b>       | <b>—</b>       | <b>15</b>      | <b>5</b>          | <b>50</b>          | <b>215</b>     | <b>—</b>       | <b>—</b>       | <b>—</b>       | <b>48</b>         | <b>167</b>   |
| Less than \$50 .....  | —                | —              | —              | —              | —              | —                 | —                  | —              | —              | —              | —              | —                 | —            |
| \$50 to \$74 .....  | —                | —              | —              | —              | —              | —                 | —                  | —              | —              | —              | —              | —                 | —            |
| \$75 to \$99 .....  | 4                | —              | —              | —              | —              | —                 | —                  | 4              | —              | —              | —              | —                 | 4            |
| \$100 to \$124 .....  | —                | —              | —              | —              | —              | —                 | —                  | —              | —              | —              | —              | —                 | —            |
| \$125 to \$149 .....  | —                | —              | —              | —              | —              | —                 | —                  | —              | —              | —              | —              | —                 | —            |
| \$150 to \$199 .....  | 84               | 13             | —              | —              | —              | —                 | 13                 | 71             | —              | —              | —              | 6                 | 65           |
| \$200 to \$249 .....  | 104              | 27             | —              | —              | 8              | —                 | 19                 | 77             | —              | —              | —              | 19                | 58           |
| \$250 or more .....   | 93               | 30             | —              | —              | 7              | 5                 | 18                 | 63             | —              | —              | —              | 23                | 40           |
| Median .....  | \$226            | \$241          | —              | —              | \$247          | \$250+            | \$232              | \$221          | —              | —              | —              | \$247             | \$213        |
| <b>SELECTED CHARACTERISTICS</b>   |                  |                |                |                |                |                   |                    |                |                |                |                |                   |              |
| Median selected monthly owner costs as percentage of household income in 1979 ..... | 34.8             | 28.4           | —              | 32.5           | 10—            | 17.5              | 29.2               | 44.0           | —              | —              | 31.6           | 30.7              | 50+          |
| With a mortgage .....   | 34.0             | 31.5           | —              | 32.5           | —              | —                 | 30.7               | 44.3           | —              | —              | 31.6           | 49.4              | 50+          |
| Not mortgaged .....   | 37.2             | 27.0           | —              | —              | 10—            | 17.5              | 28.5               | 43.8           | —              | —              | —              | 26.6              | 50+          |
| Income in 1979 below poverty level .....  | 166              | 34             | —              | —              | —              | 8                 | 26                 | 132            | —              | 7              | —              | 37                | 88           |
| Percent below poverty level .....   | 18.6             | 14.1           | —              | —              | —              | 14.0              | 20.6               | 20.3           | —              | 100.0          | —              | 24.3              | 19.5         |
| <b>Renter-occupied housing units</b> .....  | <b>4 950</b>     | <b>1 767</b>   | <b>169</b>     | <b>376</b>     | <b>172</b>     | <b>506</b>        | <b>544</b>         | <b>3 183</b>   | <b>168</b>     | <b>258</b>     | <b>95</b>      | <b>654</b>        | <b>2 008</b> |
| <b>PLUMBING FACILITIES</b>  |                  |                |                |                |                |                   |                    |                |                |                |                |                   |              |
| Complete plumbing for exclusive use .....   | 4 794            | 1 724          | 152            | 376            | 172            | 488               | 536                | 3 070          | 168            | 248            | 89             | 625               | 1 940        |
| Locking complete plumbing for exclusive use .....                                   | 156              | 43             | 17             | —              | —              | 18                | 8                  | 113            | —              | 10             | 6              | 29                | 68           |
| <b>UNITS IN STRUCTURE</b>   |                  |                |                |                |                |                   |                    |                |                |                |                |                   |              |
| 1, detached or attached .....   | 41               | 16             | 6              | —              | —              | 10                | —                  | 25             | —              | —              | —              | 18                | 7            |
| 2 .....   | 503              | 203            | 27             | 63             | 24             | 39                | 50                 | 300            | —              | 6              | —              | 104               | 190          |
| 3 and 4 .....   | 939              | 317            | 27             | 50             | 33             | 87                | 120                | 622            | 33             | 53             | 47             | 164               | 325          |
| 5 to 9 .....  | 421              | 216            | 48             | 59             | 14             | 70                | 25                 | 205            | 28             | —              | 6              | 64                | 107          |
| 10 to 49 .....  | 1 972            | 745            | 61             | 187            | 87             | 184               | 226                | 1 227          | 81             | 168            | 42             | 236               | 700          |
| 50 or more .....  | 1 074            | 270            | —              | 17             | 14             | 116               | 123                | 804            | 26             | 31             | —              | 68                | 679          |
| Mobile home or trailer, etc. ....   | —                | —              | —              | —              | —              | —                 | —                  | —              | —              | —              | —              | —                 | —            |
| <b>HOUSEHOLD INCOME IN 1979</b>   |                  |                |                |                |                |                   |                    |                |                |                |                |                   |              |
| Less than \$5,000 .....   | 1 961            | 458            | 48             | 56             | 25             | 100               | 229                | 1 503          | 24             | 31             | 28             | 117               | 1 303        |
| \$5,000 to \$9,999 .....  | 1 153            | 378            | 35             | 54             | 35             | 53                | 201                | 775            | 77             | 32             | 5              | 183               | 478          |
| \$10,000 to \$12,499 .....  | 518              | 210            | 33             | 79             | 15             | 60                | 23                 | 308            | 41             | 92             | —              | 110               | 65           |
| \$12,500 to \$14,999 .....  | 438              | 156            | 26             | 39             | 9              | 46                | 36                 | 282            | 26             | 46             | 26             | 123               | 61           |
| \$15,000 to \$19,999 .....  | 523              | 322            | 27             | 106            | 56             | 124               | 9                  | 201            | —              | 29             | 27             | 88                | 57           |
| \$20,000 to \$24,999 .....  | 218              | 141            | —              | 21             | 20             | 77                | 23                 | 77             | —              | 23             | —              | 19                | 35           |
| \$25,000 to \$34,999 .....  | 117              | 102            | —              | 21             | 12             | 46                | 23                 | 15             | —              | —              | 9              | 6                 | —            |
| \$35,000 to \$49,999 .....  | 22               | —              | —              | —              | —              | —                 | —                  | 22             | —              | 5              | —              | 8                 | 9            |
| \$50,000 or more .....  | —                | —              | —              | —              | —              | —                 | —                  | —              | —              | —              | —              | —                 | —            |
| Median .....  | \$6 812          | \$10 565       | \$10 114       | \$12 468       | \$15 192       | \$14 674          | \$5 821            | \$5 432        | \$8 534        | \$11 793       | \$13 894       | \$10 614          | \$4 293      |
| Mean .....  | \$8 794          | \$11 353       | \$9 223        | \$13 028       | \$13 554       | \$13 889          | \$7 803            | \$7 373        | \$8 365        | \$12 146       | \$13 353       | \$10 377          | \$5 415      |
| <b>GROSS RENT</b>   |                  |                |                |                |                |                   |                    |                |                |                |                |                   |              |
| <b>Specified renter-occupied housing units</b> .....                                | <b>4 950</b>     | <b>1 767</b>   | <b>169</b>     | <b>376</b>     | <b>172</b>     | <b>506</b>        | <b>544</b>         | <b>3 183</b>   | <b>168</b>     | <b>258</b>     | <b>95</b>      | <b>654</b>        | <b>2 008</b> |
| Less than \$100 .....   | 462              | 43             | 7              | —              | —              | —                 | 36                 | 419            | —              | —              | 7              | 24                | 388          |
| \$100 to \$149 .....  | 260              | 64             | 8              | —              | 7              | 36                | 13                 | 196            | 10             | 8              | 7              | 27                | 144          |
| \$150 to \$199 .....  | 953              | 433            | 34             | 49             | 45             | 139               | 166                | 520            | 38             | 28             | 12             | 153               | 289          |
| \$200 to \$249 .....  | 1 553            | 502            | 43             | 119            | 38             | 141               | 161                | 1 051          | 73             | 88             | 34             | 216               | 640          |
| \$250 to \$299 .....  | 1 045            | 415            | 39             | 123            | 48             | 125               | 80                 | 630            | 23             | 99             | 27             | 164               | 317          |
| \$300 to \$349 .....  | 421              | 160            | 27             | 34             | 9              | 28                | 62                 | 261            | 24             | 23             | —              | 28                | 186          |
| \$350 to \$399 .....  | 109              | 66             | 5              | 37             | —              | 17                | 7                  | 43             | —              | 7              | —              | 23                | 13           |
| \$400 to \$499 .....  | 8                | 63             | 6              | 8              | 25             | 15                | 9                  | 27             | —              | 5              | —              | 14                | 8            |
| \$500 or more .....   | —                | —              | —              | —              | —              | —                 | —                  | —              | —              | —              | —              | —                 | —            |
| No cash rent .....  | 49               | 21             | —              | 6              | —              | 5                 | 10                 | 28             | —              | —              | —              | 5                 | 23           |
| Median .....  | \$223            | \$235          | \$244          | \$256          | \$244          | \$230             | \$218              | \$218          | \$221          | \$253          | \$238          | \$231             | \$210        |
| <b>SELECTED CHARACTERISTICS</b>   |                  |                |                |                |                |                   |                    |                |                |                |                |                   |              |
| Median gross rent as percentage of household income in 1979 .....                   | 31.9             | 25.3           | 29.2           | 23.5           | 22.5           | 19.3              | 45.1               | 37.1           | 32.3           | 26.6           | 19.5           | 28.4              | 47.4         |
| Income in 1979 below poverty level .....  | 1 140            | 282            | 41             | 50             | 25             | 69                | 97                 | 858            | 18             | 24             | 22             | 109               | 685          |
| Percent below poverty level .....   | 23.0             | 16.0           | 24.3           | 13.3           | 14.5           | 13.6              | 17.8               | 27.0           | 10.7           | 9.3            | 23.2           | 16.7              | 34.1         |

Table D-25. Value of Owner-Occupied Housing Units With a Black Householder: 1980

[Data are estimates based on a sample, see Introduction. For meaning of symbols, see Introduction. For definitions of terms, see appendixes A and B.]

| Irvington town  | Total           | Less than \$10,000 | \$10,000 to \$19,999 | \$20,000 to \$29,999 | \$30,000 to \$39,999 | \$40,000 to \$49,999 | \$50,000 to \$59,999 | \$60,000 to \$79,999 | \$80,000 to \$99,999 | \$100,000 to \$149,999 | \$150,000 or more | Median (dollars) | Mean (dollars) |
|---|-----------------|--------------------|----------------------|----------------------|----------------------|----------------------|----------------------|----------------------|----------------------|------------------------|-------------------|------------------|----------------|
| <b>Specified owner-occupied housing units</b> -----   | <b>846</b>      | —                  | <b>37</b>            | <b>97</b>            | <b>384</b>           | <b>227</b>           | <b>71</b>            | <b>30</b>            | —                    | —                      | —                 | <b>37 200</b>    | <b>38 000</b>  |
| <b>HOUSEHOLD TYPE AND AGE OF HOUSEHOLDER</b>  |                 |                    |                      |                      |                      |                      |                      |                      |                      |                        |                   |                  |                |
| <b>Married-couple families</b> -----  | <b>658</b>      | —                  | <b>28</b>            | <b>63</b>            | <b>302</b>           | <b>185</b>           | <b>53</b>            | <b>27</b>            | —                    | —                      | —                 | <b>38 000</b>    | <b>38 700</b>  |
| 15 to 24 years -----  | 9               | —                  | —                    | —                    | 9                    | —                    | —                    | —                    | —                    | —                      | —                 | 32 500           | 32 500         |
| 25 to 34 years -----  | 252             | —                  | —                    | 9                    | 123                  | 83                   | 28                   | 9                    | —                    | —                      | —                 | 39 400           | 40 700         |
| 35 to 44 years -----  | 244             | —                  | 10                   | 24                   | 101                  | 66                   | 25                   | 18                   | —                    | —                      | —                 | 39 000           | 40 300         |
| 45 to 64 years -----  | 147             | —                  | 18                   | 24                   | 69                   | 36                   | —                    | —                    | —                    | —                      | —                 | 35 500           | 33 600         |
| 65 years and over -----   | 6               | —                  | —                    | 6                    | —                    | —                    | —                    | —                    | —                    | —                      | —                 | 26 300           | 26 300         |
| <b>Male householder, no wife present</b> -----  | <b>43</b>       | —                  | —                    | —                    | <b>16</b>            | <b>19</b>            | <b>8</b>             | —                    | —                    | —                      | —                 | <b>42 000</b>    | <b>41 900</b>  |
| 15 to 24 years -----  | —               | —                  | —                    | —                    | —                    | —                    | —                    | —                    | —                    | —                      | —                 | —                | —              |
| 25 to 34 years -----  | 11              | —                  | —                    | —                    | 6                    | 5                    | —                    | —                    | —                    | —                      | —                 | 39 600           | 42 000         |
| 35 to 44 years -----  | 24              | —                  | —                    | —                    | 10                   | 6                    | 8                    | —                    | —                    | —                      | —                 | 41 700           | 41 700         |
| 45 to 64 years -----  | 8               | —                  | —                    | —                    | —                    | 8                    | —                    | —                    | —                    | —                      | —                 | 42 500           | 42 500         |
| 65 years and over -----   | —               | —                  | —                    | —                    | —                    | —                    | —                    | —                    | —                    | —                      | —                 | —                | —              |
| <b>Female householder, no husband present</b> -----   | <b>145</b>      | —                  | <b>9</b>             | <b>34</b>            | <b>66</b>            | <b>23</b>            | <b>10</b>            | <b>3</b>             | —                    | —                      | —                 | <b>32 200</b>    | <b>33 300</b>  |
| 15 to 24 years -----  | —               | —                  | —                    | —                    | —                    | —                    | —                    | —                    | —                    | —                      | —                 | —                | —              |
| 25 to 34 years -----  | 34              | —                  | —                    | 10                   | 20                   | —                    | 4                    | —                    | —                    | —                      | —                 | 31 800           | 31 900         |
| 35 to 44 years -----  | 89              | —                  | —                    | 17                   | 46                   | 23                   | —                    | 3                    | —                    | —                      | —                 | 33 000           | 34 400         |
| 45 to 64 years -----  | 13              | —                  | —                    | 7                    | —                    | —                    | 6                    | —                    | —                    | —                      | —                 | 29 800           | 39 700         |
| 65 years and over -----   | 9               | —                  | 9                    | —                    | —                    | —                    | —                    | —                    | —                    | —                      | —                 | 18 800           | 18 800         |
| <b>Median age</b> -----   | <b>38.1</b>     | —                  | <b>60.2</b>          | <b>43.3</b>          | <b>36.5</b>          | <b>38.0</b>          | <b>35.8</b>          | <b>40.8</b>          | —                    | —                      | —                 | ...              | ...            |
| <b>YEAR HOUSEHOLDER MOVED INTO UNIT</b>   |                 |                    |                      |                      |                      |                      |                      |                      |                      |                        |                   |                  |                |
| 1979 to March 1980 -----  | 259             | —                  | —                    | 5                    | 100                  | 128                  | 17                   | 9                    | —                    | —                      | —                 | 41 400           | 41 200         |
| 1975 to 1978 -----  | 426             | —                  | 28                   | 56                   | 211                  | 76                   | 42                   | 13                   | —                    | —                      | —                 | 35 700           | 36 600         |
| 1970 to 1974 -----  | 135             | —                  | —                    | 29                   | 63                   | 23                   | 12                   | 8                    | —                    | —                      | —                 | 36 000           | 38 200         |
| 1960 to 1969 -----  | 16              | —                  | 9                    | 7                    | —                    | —                    | —                    | —                    | —                    | —                      | —                 | 19 700           | 19 800         |
| 1959 or earlier -----   | 10              | —                  | —                    | —                    | 10                   | —                    | —                    | —                    | —                    | —                      | —                 | 37 500           | 37 500         |
| <b>ROOMS</b>  |                 |                    |                      |                      |                      |                      |                      |                      |                      |                        |                   |                  |                |
| 1 to 3 rooms -----  | 6               | —                  | —                    | —                    | —                    | 6                    | —                    | —                    | —                    | —                      | —                 | 42 500           | 42 500         |
| 4 rooms -----   | —               | —                  | —                    | —                    | —                    | —                    | —                    | —                    | —                    | —                      | —                 | —                | —              |
| 5 rooms -----   | 79              | —                  | 10                   | 14                   | 38                   | 13                   | 4                    | —                    | —                    | —                      | —                 | 34 300           | 34 000         |
| 6 rooms -----   | 373             | —                  | 17                   | 46                   | 166                  | 119                  | 25                   | —                    | —                    | —                      | —                 | 37 000           | 36 800         |
| 7 rooms -----   | 251             | —                  | 10                   | 14                   | 137                  | 56                   | 12                   | 22                   | —                    | —                      | —                 | 36 200           | 38 800         |
| 8 or more rooms -----   | 137             | —                  | —                    | 23                   | 43                   | 33                   | 30                   | 8                    | —                    | —                      | —                 | 40 400           | 41 700         |
| <b>Median</b> -----   | <b>6.4</b>      | —                  | <b>6.0</b>           | <b>6.3</b>           | <b>6.4</b>           | <b>6.3</b>           | <b>7.0</b>           | <b>7.2</b>           | —                    | —                      | —                 | ...              | ...            |
| <b>BEDROOMS</b>   |                 |                    |                      |                      |                      |                      |                      |                      |                      |                        |                   |                  |                |
| None -----  | —               | —                  | —                    | —                    | —                    | —                    | —                    | —                    | —                    | —                      | —                 | —                | —              |
| 1 -----   | 6               | —                  | —                    | —                    | —                    | 6                    | —                    | —                    | —                    | —                      | —                 | 42 500           | 42 500         |
| 2 -----   | 95              | —                  | 9                    | 15                   | 58                   | 13                   | —                    | —                    | —                    | —                      | —                 | 32 400           | 32 600         |
| 3 -----   | 558             | —                  | 28                   | 62                   | 251                  | 154                  | 54                   | 9                    | —                    | —                      | —                 | 37 200           | 37 300         |
| 4 -----   | 138             | —                  | —                    | 7                    | 75                   | 45                   | 11                   | —                    | —                    | —                      | —                 | 38 600           | 39 900         |
| 5 or more -----   | 49              | —                  | —                    | 13                   | —                    | 9                    | 6                    | 21                   | —                    | —                      | —                 | 52 100           | 50 200         |
| <b>YEAR STRUCTURE BUILT</b>   |                 |                    |                      |                      |                      |                      |                      |                      |                      |                        |                   |                  |                |
| 1975 to March 1980 -----  | 12              | —                  | —                    | —                    | 6                    | 6                    | —                    | —                    | —                    | —                      | —                 | 37 500           | 37 500         |
| 1970 to 1974 -----  | —               | —                  | —                    | —                    | —                    | —                    | —                    | —                    | —                    | —                      | —                 | —                | —              |
| 1960 to 1969 -----  | 67              | —                  | —                    | —                    | 43                   | 20                   | 4                    | —                    | —                    | —                      | —                 | 37 700           | 38 800         |
| 1950 to 1959 -----  | 214             | —                  | —                    | 19                   | 95                   | 51                   | 39                   | 10                   | —                    | —                      | —                 | 39 500           | 41 400         |
| 1940 to 1949 -----  | 223             | —                  | —                    | 26                   | 110                  | 56                   | 28                   | 3                    | —                    | —                      | —                 | 36 400           | 38 300         |
| 1939 or earlier -----   | 330             | —                  | 37                   | 52                   | 130                  | 94                   | —                    | 17                   | —                    | —                      | —                 | 34 400           | 35 300         |
| <b>HOUSEHOLD INCOME IN 1979</b>   |                 |                    |                      |                      |                      |                      |                      |                      |                      |                        |                   |                  |                |
| Less than \$5,000 -----   | 36              | —                  | —                    | —                    | 23                   | 9                    | 4                    | —                    | —                    | —                      | —                 | 33 900           | 37 200         |
| \$5,000 to \$9,999 -----  | 11              | —                  | —                    | 6                    | —                    | 5                    | —                    | —                    | —                    | —                      | —                 | 27 300           | 35 900         |
| \$10,000 to \$12,499 -----  | 44              | —                  | —                    | 9                    | 17                   | 18                   | —                    | —                    | —                    | —                      | —                 | 33 800           | 35 800         |
| \$12,500 to \$14,999 -----  | 71              | —                  | 10                   | —                    | 47                   | 8                    | 6                    | —                    | —                    | —                      | —                 | 32 700           | 33 900         |
| \$15,000 to \$19,999 -----  | 123             | —                  | 9                    | 29                   | 49                   | 24                   | 12                   | —                    | —                    | —                      | —                 | 33 300           | 34 100         |
| \$20,000 to \$24,999 -----  | 125             | —                  | —                    | 5                    | 61                   | 59                   | —                    | —                    | —                    | —                      | —                 | 39 400           | 38 100         |
| \$25,000 to \$34,999 -----  | 275             | —                  | 18                   | 24                   | 132                  | 47                   | 46                   | 8                    | —                    | —                      | —                 | 38 200           | 39 100         |
| \$35,000 to \$49,999 -----  | 127             | —                  | —                    | 14                   | 41                   | 57                   | 3                    | 12                   | —                    | —                      | —                 | 41 000           | 41 100         |
| \$50,000 or more -----  | 34              | —                  | —                    | 10                   | 14                   | —                    | —                    | 10                   | —                    | —                      | —                 | 33 900           | 42 400         |
| <b>Median</b> -----   | <b>\$25 387</b> | —                  | <b>\$17 361</b>      | <b>\$22 250</b>      | <b>\$24 662</b>      | <b>\$24 087</b>      | <b>\$29 034</b>      | <b>\$37 345</b>      | —                    | —                      | —                 | ...              | ...            |
| <b>Mean</b> -----   | <b>\$25 892</b> | —                  | <b>\$21 699</b>      | <b>\$26 033</b>      | <b>\$24 366</b>      | <b>\$25 487</b>      | <b>\$26 048</b>      | <b>\$52 835</b>      | —                    | —                      | —                 | ...              | ...            |
| <b>MORTGAGE STATUS AND SELECTED MONTHLY OWNER COSTS AS PERCENTAGE OF HOUSEHOLD INCOME IN 1979</b> |                 |                    |                      |                      |                      |                      |                      |                      |                      |                        |                   |                  |                |
| <b>With a mortgage</b> -----  | <b>781</b>      | —                  | <b>20</b>            | <b>91</b>            | <b>360</b>           | <b>219</b>           | <b>71</b>            | <b>20</b>            | —                    | —                      | —                 | <b>37 300</b>    | <b>38 100</b>  |
| Less than 15 percent -----  | 100             | —                  | 10                   | 28                   | 28                   | 24                   | 10                   | —                    | —                    | —                      | —                 | 35 800           | 35 000         |
| 15 to 19 percent -----  | 157             | —                  | —                    | 24                   | 73                   | 52                   | —                    | 8                    | —                    | —                      | —                 | 38 100           | 37 800         |
| 20 to 24 percent -----  | 95              | —                  | —                    | —                    | 35                   | 24                   | 27                   | 9                    | —                    | —                      | —                 | 43 900           | 46 200         |
| 25 to 29 percent -----  | 116             | —                  | 10                   | 11                   | 60                   | 20                   | 12                   | 3                    | —                    | —                      | —                 | 36 200           | 36 800         |
| 30 to 34 percent -----  | 87              | —                  | —                    | 10                   | 54                   | 23                   | —                    | —                    | —                    | —                      | —                 | 35 100           | 35 200         |
| 35 percent or more -----  | 203             | —                  | —                    | 18                   | 87                   | 76                   | 22                   | —                    | —                    | —                      | —                 | 37 500           | 38 700         |
| Not computed -----  | 23              | —                  | —                    | —                    | 23                   | —                    | —                    | —                    | —                    | —                      | —                 | 32 500           | 32 500         |
| <b>Median</b> -----   | <b>26.2</b>     | —                  | <b>20.0</b>          | <b>18.6</b>          | <b>27.7</b>          | <b>27.4</b>          | <b>24.7</b>          | <b>21.1</b>          | —                    | —                      | —                 | ...              | ...            |
| <b>Not mortgaged</b> -----  | <b>65</b>       | —                  | <b>17</b>            | <b>6</b>             | <b>24</b>            | <b>8</b>             | —                    | <b>10</b>            | —                    | —                      | —                 | <b>36 000</b>    | <b>36 300</b>  |
| Less than 10 percent -----  | 10              | —                  | —                    | —                    | —                    | —                    | —                    | 10                   | —                    | —                      | —                 | 67 500           | 67 500         |
| 10 to 14 percent -----  | 35              | —                  | 17                   | —                    | 18                   | —                    | —                    | —                    | —                    | —                      | —                 | 35 100           | 28 400         |
| 15 to 19 percent -----  | 14              | —                  | —                    | —                    | 6                    | 8                    | —                    | —                    | —                    | —                      | —                 | 40 600           | 38 200         |
| 20 to 24 percent -----  | —               | —                  | —                    | —                    | —                    | —                    | —                    | —                    | —                    | —                      | —                 | —                | —              |
| 25 to 29 percent -----  | 6               | —                  | —                    | 6                    | —                    | —                    | —                    | —                    | —                    | —                      | —                 | 26 300           | 26 300         |
| 30 to 34 percent -----  | —               | —                  | —                    | —                    | —                    | —                    | —                    | —                    | —                    | —                      | —                 | —                | —              |
| 35 percent or more -----  | —               | —                  | —                    | —                    | —                    | —                    | —                    | —                    | —                    | —                      | —                 | —                | —              |
| Not computed -----  | —               | —                  | —                    | —                    | —                    | —                    | —                    | —                    | —                    | —                      | —                 | —                | —              |
| <b>Median</b> -----   | <b>13.2</b>     | —                  | <b>12.5</b>          | <b>27.5</b>          | <b>13.3</b>          | <b>17.5</b>          | —                    | <b>10</b>            | —                    | —                      | —                 | ...              | ...            |
| <b>SELECTED CHARACTERISTICS</b>   |                 |                    |                      |                      |                      |                      |                      |                      |                      |                        |                   |                  |                |
| <b>Complete plumbing for exclusive use</b> -----  | <b>846</b>      | —                  | <b>37</b>            | <b>97</b>            | <b>384</b>           | <b>227</b>           | <b>71</b>            | <b>30</b>            | —                    | —                      | —                 | <b>37 200</b>    | <b>38 000</b>  |
| 1.01 or more persons per room -----   | 50              | —                  | —                    | 14                   | 16                   | 16                   | 4                    | —                    | —                    | —                      | —                 | 36 400           | 36 400         |
| <b>Lacking complete plumbing for exclusive use</b> -----  | —               | —                  | —                    | —                    | —                    | —                    | —                    | —                    | —                    | —                      | —                 | —                | —              |
| 1.01 or more persons per room -----   | —               | —                  | —                    | —                    | —                    | —                    | —                    | —                    | —                    | —                      | —                 | —                | —              |
| <b>Heating equipment</b> -----  | <b>846</b>      | —                  | <b>37</b>            | <b>97</b>            | <b>384</b>           | <b>227</b>           | <b>71</b>            | <b>30</b>            | —                    | —                      | —                 | <b>37 200</b>    | <b>38 000</b>  |
| Central heating system -----  | 730             | —                  | 37                   | 88                   | 303                  | 201                  | 71                   | 30                   | —                    | —                      | —                 | 37 700           | 38 300         |
| <b>Air conditioning</b> -----   | <b>545</b>      | —                  | <b>28</b>            | <b>49</b>            | <b>270</b>           | <b>124</b>           | <b>53</b>            | <b>21</b>            | —                    | —                      | —                 | <b>37 000</b>    | <b>38 000</b>  |
| Central system -----  | 17              | —                  | —                    | —                    | 9                    | 8                    | —                    | —                    | —                    | —                      | —                 | 34 700           | 37 200         |
| <b>Income in 1979 below poverty level</b> -----   | <b>40</b>       | —                  | —                    | —                    | <b>23</b>            | <b>9</b>             | <b>8</b>             | —                    | —                    | —                      | —                 | <b>34 300</b>    | <b>38 800</b>  |
| Percent below poverty level -----   | 4.7             | —                  | —                    | —                    | 6.0                  | 4.0                  | 11.3                 | —                    | —                    | —                      | —                 | ...              | ...            |



Table D—26. Gross Rent of Renter-Occupied Housing Units With a Black Householder: 1980

[Data are estimates based on a sample, see Introduction. For meaning of symbols, see Introduction. For definitions of terms, see appendixes A and B]

| Irvington town  | Total        | Less than \$100 | \$100 to \$149 | \$150 to \$199 | \$200 to \$249 | \$250 to \$299 | \$300 to \$349 | \$350 to \$399 | \$400 to \$499 | \$500 or more | No cash rent | Median (dollars) |
|---|--------------|-----------------|----------------|----------------|----------------|----------------|----------------|----------------|----------------|---------------|--------------|------------------|
| <b>Specified renter-occupied housing units</b> .....                      | <b>5 478</b> | —               | <b>31</b>      | <b>395</b>     | <b>1 303</b>   | <b>1 520</b>   | <b>1 133</b>   | <b>548</b>     | <b>429</b>     | <b>69</b>     | <b>50</b>    | <b>283</b>       |
| <b>HOUSEHOLD TYPE AND AGE OF HOUSEHOLDER</b>                              |              |                 |                |                |                |                |                |                |                |               |              |                  |
| <b>Married-couple families</b> .....                                      | <b>1 476</b> | —               | <b>9</b>       | <b>36</b>      | <b>267</b>     | <b>446</b>     | <b>321</b>     | <b>182</b>     | <b>166</b>     | <b>41</b>     | <b>8</b>     | <b>298</b>       |
| 15 to 24 years.....   | 122          | —               | —              | 8              | 45             | 51             | 9              | —              | 9              | —             | —            | 258              |
| 25 to 34 years.....   | 634          | —               | 9              | 14             | 126            | 144            | 152            | 98             | 75             | 16            | —            | 308              |
| 35 to 44 years.....   | 400          | —               | —              | 6              | 38             | 126            | 115            | 45             | 57             | 13            | —            | 313              |
| 45 to 64 years.....   | 261          | —               | —              | 8              | 37             | 115            | 39             | 31             | 19             | 12            | —            | 290              |
| 65 years and over.....  | 59           | —               | —              | —              | 21             | 10             | 6              | 8              | 6              | —             | 8            | 272              |
| <b>Male householder, no wife present</b> .....                            | <b>1 343</b> | —               | <b>15</b>      | <b>185</b>     | <b>451</b>     | <b>339</b>     | <b>211</b>     | <b>75</b>      | <b>30</b>      | —             | <b>37</b>    | <b>250</b>       |
| 15 to 24 years.....   | 250          | —               | —              | 51             | 90             | 61             | 27             | 12             | —              | —             | 9            | 240              |
| 25 to 34 years.....   | 558          | —               | —              | 53             | 205            | 143            | 79             | 47             | 15             | —             | 16           | 254              |
| 35 to 44 years.....   | 289          | —               | —              | 63             | 68             | 61             | 66             | 16             | 15             | —             | —            | 260              |
| 45 to 64 years.....   | 190          | —               | 8              | 18             | 82             | 62             | 13             | —              | —              | —             | 7            | 223              |
| 65 years and over.....  | 56           | —               | 7              | —              | 6              | 12             | 26             | —              | —              | —             | 5            | 301              |
| <b>Female householder, no husband present</b> .....                       | <b>2 659</b> | —               | <b>7</b>       | <b>174</b>     | <b>585</b>     | <b>735</b>     | <b>601</b>     | <b>291</b>     | <b>233</b>     | <b>28</b>     | <b>5</b>     | <b>289</b>       |
| 15 to 24 years.....   | 335          | —               | —              | 45             | 95             | 100            | 46             | 24             | 25             | —             | —            | 267              |
| 25 to 34 years.....   | 1 159        | —               | —              | 64             | 267            | 328            | 268            | 143            | 61             | 28            | —            | 289              |
| 35 to 44 years.....   | 588          | —               | —              | 32             | 53             | 218            | 141            | 64             | 80             | —             | —            | 298              |
| 45 to 64 years.....   | 538          | —               | 7              | 25             | 170            | 89             | 133            | 51             | 58             | —             | 5            | 287              |
| 65 years and over.....  | 39           | —               | —              | 8              | —              | —              | 13             | 9              | 9              | —             | —            | 344              |
| <b>Median age</b> .....   | <b>33.3</b>  | —               | <b>47.2</b>    | <b>30.1</b>    | <b>31.1</b>    | <b>33.7</b>    | <b>34.7</b>    | <b>32.7</b>    | <b>36.9</b>    | <b>32.7</b>   | <b>40.0</b>  | ....             |
| <b>YEAR HOUSEHOLDER MOVED INTO UNIT</b>                                   |              |                 |                |                |                |                |                |                |                |               |              |                  |
| 1979 to March 1980.....   | 1 988        | —               | 8              | 161            | 463            | 478            | 441            | 247            | 161            | 12            | 17           | 285              |
| 1975 to 1978.....   | 2 471        | —               | 16             | 178            | 604            | 745            | 473            | 213            | 190            | 35            | 17           | 282              |
| 1970 to 1974.....   | 782          | —               | —              | 50             | 187            | 220            | 180            | 67             | 55             | 16            | 7            | 284              |
| 1960 to 1969.....   | 171          | —               | —              | 6              | 32             | 63             | 28             | 21             | 15             | 6             | —            | 284              |
| 1959 or earlier.....  | 66           | —               | 7              | —              | 17             | 14             | 11             | —              | 8              | —             | 9            | 283              |
| <b>ROOMS</b>  |              |                 |                |                |                |                |                |                |                |               |              |                  |
| 1 room.....   | 538          | —               | —              | 240            | 217            | 51             | 21             | —              | —              | —             | 9            | 204              |
| 2 rooms.....  | 337          | —               | 31             | 61             | 131            | 60             | 22             | 25             | 7              | —             | —            | 232              |
| 3 rooms.....  | 1 342        | —               | —              | 50             | 611            | 408            | 174            | 70             | 22             | 7             | —            | 251              |
| 4 rooms.....  | 1 442        | —               | —              | 32             | 210            | 580            | 406            | 121            | 76             | 12            | 5            | 292              |
| 5 rooms.....  | 1 263        | —               | —              | 12             | 128            | 324            | 357            | 224            | 175            | 12            | 31           | 321              |
| 6 rooms.....  | 483          | —               | —              | —              | 6              | 84             | 146            | 85             | 124            | 33            | 5            | 352              |
| 7 or more rooms.....  | 73           | —               | —              | —              | —              | 13             | 7              | 23             | 25             | 5             | —            | 386              |
| <b>Median</b> .....   | <b>3.9</b>   | —               | <b>2.0</b>     | <b>1.3</b>     | <b>3.0</b>     | <b>3.9</b>     | <b>4.4</b>     | <b>4.8</b>     | <b>5.1</b>     | <b>5.6</b>    | <b>4.9</b>   | ....             |
| <b>PLUMBING FACILITIES BY PERSONS PER ROOM AND POVERTY STATUS IN 1979</b> |              |                 |                |                |                |                |                |                |                |               |              |                  |
| <b>All income levels in 1979</b> .....                                    | <b>5 478</b> | —               | <b>31</b>      | <b>395</b>     | <b>1 303</b>   | <b>1 520</b>   | <b>1 133</b>   | <b>548</b>     | <b>429</b>     | <b>69</b>     | <b>50</b>    | <b>283</b>       |
| <b>Complete plumbing for exclusive use</b> .....                          | <b>5 309</b> | —               | <b>31</b>      | <b>390</b>     | <b>1 261</b>   | <b>1 468</b>   | <b>1 112</b>   | <b>524</b>     | <b>413</b>     | <b>69</b>     | <b>41</b>    | <b>283</b>       |
| 0.50 or less.....   | 2 052        | —               | 15             | 120            | 498            | 681            | 376            | 176            | 144            | 22            | 20           | 277              |
| 0.51 to 1.00.....   | 2 854        | —               | 16             | 228            | 658            | 712            | 636            | 276            | 269            | 38            | 21           | 288              |
| 1.01 to 1.50.....   | 277          | —               | —              | 6              | 43             | 61             | 86             | 72             | —              | 9             | —            | 317              |
| 1.51 or more.....   | 126          | —               | —              | 36             | 62             | 14             | 14             | —              | —              | —             | —            | 228              |
| <b>Locking complete plumbing for exclusive use</b> .....                  | <b>169</b>   | —               | —              | 5              | 42             | 52             | 21             | 24             | 16             | —             | 9            | 288              |
| 0.50 or less.....   | 67           | —               | —              | 5              | 35             | 12             | 6              | —              | —              | —             | 9            | 237              |
| 0.51 to 1.00.....   | 95           | —               | —              | —              | 7              | 33             | 15             | 24             | 16             | —             | —            | 325              |
| 1.01 to 1.50.....   | —            | —               | —              | —              | —              | —              | —              | —              | —              | —             | —            | —                |
| 1.51 or more.....   | 7            | —               | —              | —              | —              | 7              | —              | —              | —              | —             | —            | 298              |
| <b>Income in 1979 below poverty level</b> .....                           | <b>1 164</b> | —               | —              | <b>80</b>      | <b>214</b>     | <b>283</b>     | <b>289</b>     | <b>178</b>     | <b>96</b>      | <b>12</b>     | <b>12</b>    | <b>300</b>       |
| <b>Complete plumbing for exclusive use</b> .....                          | <b>1 129</b> | —               | —              | <b>75</b>      | <b>207</b>     | <b>275</b>     | <b>289</b>     | <b>163</b>     | <b>96</b>      | <b>12</b>     | <b>12</b>    | <b>300</b>       |
| 1.01 or more persons per room.....  | 162          | —               | —              | 14             | 31             | 42             | 47             | 28             | —              | —             | —            | 289              |
| <b>Locking complete plumbing for exclusive use</b> .....                  | <b>35</b>    | —               | —              | <b>5</b>       | <b>7</b>       | <b>8</b>       | <b>—</b>       | <b>15</b>      | <b>—</b>       | <b>—</b>      | <b>—</b>     | <b>292</b>       |
| 1.01 or more persons per room.....  | —            | —               | —              | —              | —              | —              | —              | —              | —              | —             | —            | —                |
| <b>BEDROOMS</b>   |              |                 |                |                |                |                |                |                |                |               |              |                  |
| None.....   | 561          | —               | —              | 240            | 232            | 59             | 21             | —              | —              | —             | 9            | 206              |
| 1.....  | 1 712        | —               | 31             | 121            | 744            | 511            | 197            | 65             | 30             | 13            | —            | 248              |
| 2.....  | 2 076        | —               | —              | 28             | 274            | 697            | 579            | 252            | 218            | 6             | 22           | 302              |
| 3.....  | 978          | —               | —              | 6              | 47             | 237            | 290            | 202            | 137            | 45            | 14           | 333              |
| 4.....  | 144          | —               | —              | —              | 6              | 16             | 39             | 29             | 44             | 5             | 5            | 365              |
| 5 or more.....  | 7            | —               | —              | —              | —              | —              | 7              | —              | —              | —             | —            | 325              |
| <b>UNITS IN STRUCTURE</b>   |              |                 |                |                |                |                |                |                |                |               |              |                  |
| 1, detached or attached.....  | 52           | —               | —              | —              | —              | 12             | 7              | —              | 9              | 19            | 5            | 450              |
| 2.....  | 1 247        | —               | —              | 21             | 156            | 303            | 311            | 167            | 250            | 25            | 14           | 322              |
| 3 and 4.....  | 1 495        | —               | —              | 69             | 145            | 461            | 418            | 242            | 134            | 19            | 7            | 308              |
| 5 to 9.....   | 673          | —               | —              | 18             | 155            | 209            | 179            | 82             | 8              | —             | 15           | 289              |
| 10 to 49.....   | 940          | —               | —              | 15             | 319            | 330            | 188            | 52             | 28             | —             | —            | 267              |
| 50 or more.....   | 1 063        | —               | 16             | 272            | 520            | 205            | 30             | 5              | —              | 6             | 9            | 222              |
| Mobile home or trailer, etc.....  | 8            | —               | —              | —              | 8              | —              | —              | —              | —              | —             | —            | 238              |
| <b>YEAR STRUCTURE BUILT</b>   |              |                 |                |                |                |                |                |                |                |               |              |                  |
| 1975 to March 1980.....   | 138          | —               | —              | 6              | 20             | 41             | 29             | 36             | 6              | —             | —            | 303              |
| 1970 to 1974.....   | 135          | —               | —              | —              | 25             | 45             | 32             | 20             | 13             | —             | —            | 298              |
| 1960 to 1969.....   | 988          | —               | —              | —              | —              | —              | —              | —              | —              | —             | —            | 297              |
| 1950 to 1959.....   | 1 641        | —               | 7              | 45             | 198            | 254            | 263            | 119            | 75             | 13            | 14           | 266              |
| 1940 to 1949.....   | 1 199        | —               | 9              | 141            | 487            | 499            | 209            | 171            | 89             | 13            | 23           | 266              |
| 1939 or earlier.....  | 1 377        | —               | 15             | 97             | 278            | 300            | 327            | 102            | 71             | 19            | 5            | 287              |
| <b>STORIES IN STRUCTURE</b>   |              |                 |                |                |                |                |                |                |                |               |              |                  |
| 1 to 3.....   | 4 181        | —               | 15             | 122            | 723            | 1 233          | 1 048          | 533            | 418            | 63            | 26           | 299              |
| 4 or more.....  | 1 297        | —               | 16             | 273            | 580            | 287            | 85             | 15             | 11             | 6             | 24           | 231              |
| With elevator.....  | 1 119        | —               | 16             | 267            | 548            | 201            | 62             | 10             | —              | 6             | 9            | 226              |
| <b>GROSS RENT AS PERCENTAGE OF HOUSEHOLD INCOME IN 1979</b>               |              |                 |                |                |                |                |                |                |                |               |              |                  |
| Less than 15 percent.....   | 869          | —               | 24             | 63             | 314            | 264            | 141            | 51             | 12             | —             | —            | 257              |
| 15 to 19 percent.....   | 870          | —               | —              | 84             | 264            | 249            | 145            | 43             | 82             | 3             | —            | 265              |
| 20 to 24 percent.....   | 731          | —               | 7              | 70             | 177            | 221            | 134            | 58             | 58             | 6             | —            | 278              |
| 25 to 29 percent.....   | 612          | —               | —              | 41             | 145            | 165            | 135            | 59             | 49             | —             | —            | 283              |
| 30 to 34 percent.....   | 365          | —               | —              | 9              | 59             | 118            | 85             | 50             | 32             | 12            | —            | 298              |
| 35 to 49 percent.....   | 658          | —               | —              | 24             | 129            | 177            | 174            | 76             | 73             | 5             | —            | 300              |
| 50 percent or more.....   | 1 188        | —               | —              | 104            | 199            | 295            | 260            | 189            | 116            | 25            | —            | 299              |
| Not computed.....   | 185          | —               | —              | —              | 16             | 31             | 59             | 22             | 7              | —             | 50           | 317              |
| <b>Median</b> .....   | <b>26.4</b>  | —               | <b>12.2</b>    | <b>23.6</b>    | <b>21.9</b>    | <b>25.3</b>    | <b>29.3</b>    | <b>35.4</b>    | <b>31.6</b>    | <b>33.1</b>   | ....         | ....             |
| <b>SELECTED CHARACTERISTICS</b>   |              |                 |                |                |                |                |                |                |                |               |              |                  |
| <b>Heating equipment</b> .....  | <b>5 453</b> | —               | <b>31</b>      | <b>395</b>     | <b>1 299</b>   | <b>1 509</b>   | <b>1 128</b>   | <b>543</b>     | <b>429</b>     | <b>69</b>     | <b>50</b>    | <b>283</b>       |
| Central heating system.....   | 4 887        | —               | 31             | 351            | 1 162          | 1 380          | 1 009          | 505            | 360            | 57            | 32           | 283              |
| <b>Air conditioning</b> .....   | <b>2 177</b> | —               | <b>7</b>       | <b>85</b>      | <b>527</b>     | <b>550</b>     | <b>497</b>     | <b>244</b>     | <b>201</b>     | <b>48</b>     | <b>18</b>    | <b>293</b>       |
| Central system.....   | 289          | —               | —              | —              | 56             | 52             | 70             | 52             | 53             | 6             | —            | 326              |

**Table D—27. Income and Poverty Status in 1979 of Owner-Occupied Housing Units With a Black Householder: 1980**

[Data are estimates based on a sample, see Introduction. For meaning of symbols, see Introduction. For definitions of terms, see appendixes A and B.]

| Irvington town  | Household income in 1979 |                   |                    |                      |                      |                      |                      |                      |                      |                  |                  | Income in 1979 below poverty level |                |
|---|--------------------------|-------------------|--------------------|----------------------|----------------------|----------------------|----------------------|----------------------|----------------------|------------------|------------------|------------------------------------|----------------|
|   | Total                    | Less than \$5,000 | \$5,000 to \$9,999 | \$10,000 to \$12,499 | \$12,500 to \$14,999 | \$15,000 to \$19,999 | \$20,000 to \$24,999 | \$25,000 to \$34,999 | \$35,000 to \$49,999 | \$50,000 or more | Median (dollars) |                                    | Mean (dollars) |
| Owner-occupied housing units .....  | 2 401                    | 119               | 100                | 167                  | 182                  | 420                  | 440                  | 615                  | 280                  | 78               | 22 223           | 23 505                             | 160            |
| <b>HOUSEHOLD TYPE AND AGE OF HOUSEHOLDER</b>  |                          |                   |                    |                      |                      |                      |                      |                      |                      |                  |                  |                                    |                |
| Married-couple families .....   | 1 677                    | 63                | 65                 | 83                   | 79                   | 236                  | 295                  | 554                  | 231                  | 71               | 25 251           | 25 825                             | 83             |
| 15 to 24 years .....  | 28                       | —                 | —                  | —                    | 9                    | 6                    | —                    | 13                   | —                    | —                | 17 083           | 20 406                             | —              |
| 25 to 34 years .....  | 465                      | 9                 | 10                 | 9                    | 8                    | 77                   | 103                  | 166                  | 78                   | 5                | 26 086           | 26 290                             | 9              |
| 35 to 44 years .....  | 574                      | 34                | 7                  | 28                   | 20                   | 86                   | 100                  | 187                  | 78                   | 34               | 25 545           | 26 937                             | 41             |
| 45 to 64 years .....  | 585                      | 20                | 28                 | 46                   | 42                   | 67                   | 92                   | 188                  | 70                   | 32               | 24 861           | 25 021                             | 33             |
| 65 years and over .....   | 25                       | —                 | 20                 | —                    | —                    | —                    | —                    | —                    | 5                    | —                | 8 558            | 16 489                             | —              |
| Male householder, no wife present .....   | 239                      | 17                | 8                  | 12                   | 6                    | 54                   | 86                   | 28                   | 28                   | —                | 21 004           | 20 889                             | 17             |
| 15 to 24 years .....  | —                        | —                 | —                  | —                    | —                    | —                    | —                    | —                    | —                    | —                | —                | —                                  | —              |
| 25 to 34 years .....  | 49                       | 7                 | —                  | —                    | —                    | 11                   | 18                   | 6                    | 7                    | —                | 21 477           | 21 659                             | 7              |
| 35 to 44 years .....  | 105                      | 10                | —                  | 12                   | —                    | 16                   | 45                   | 16                   | 6                    | —                | 20 980           | 19 759                             | 10             |
| 45 to 64 years .....  | 79                       | —                 | 8                  | —                    | —                    | 27                   | 23                   | 6                    | 15                   | —                | 21 406           | 22 446                             | —              |
| 65 years and over .....   | 6                        | —                 | —                  | —                    | 6                    | —                    | —                    | —                    | —                    | —                | 13 750           | 13 895                             | —              |
| Female householder, no husband present .....  | 485                      | 39                | 27                 | 72                   | 97                   | 130                  | 59                   | 33                   | 21                   | 7                | 15 166           | 16 776                             | 60             |
| 15 to 24 years .....  | —                        | —                 | —                  | —                    | —                    | —                    | —                    | —                    | —                    | —                | —                | —                                  | —              |
| 25 to 34 years .....  | 120                      | 11                | —                  | 15                   | 15                   | 43                   | 23                   | 13                   | 9                    | —                | 16 827           | 17 011                             | 19             |
| 35 to 44 years .....  | 207                      | 9                 | 13                 | 37                   | 41                   | 73                   | 18                   | 7                    | 9                    | —                | 15 120           | 15 689                             | 15             |
| 45 to 64 years .....  | 130                      | 12                | 14                 | 14                   | 41                   | 5                    | 18                   | 7                    | 12                   | 7                | 14 024           | 18 676                             | 19             |
| 65 years and over .....   | 28                       | 7                 | —                  | 6                    | —                    | 9                    | —                    | 6                    | —                    | —                | 15 278           | 14 978                             | 7              |
| Median age .....  | 40.4                     | 41.7              | 56.0               | 41.6                 | 44.7                 | 40.0                 | 38.8                 | 38.5                 | 39.0                 | 45.0             | ...              | ...                                | 42.6           |
| <b>YEAR HOUSEHOLDER MOVED INTO UNIT</b>   |                          |                   |                    |                      |                      |                      |                      |                      |                      |                  |                  |                                    |                |
| 1979 to March 1980 .....  | 630                      | 18                | 11                 | 36                   | 74                   | 121                  | 125                  | 147                  | 78                   | 20               | 21 599           | 23 459                             | 28             |
| 1975 to 1978 .....  | 915                      | 13                | 21                 | 58                   | 73                   | 166                  | 156                  | 304                  | 106                  | 18               | 24 207           | 25 262                             | 31             |
| 1970 to 1974 .....  | 652                      | 59                | 48                 | 67                   | 13                   | 99                   | 127                  | 121                  | 78                   | 40               | 21 538           | 22 681                             | 59             |
| 1960 to 1969 .....  | 166                      | 29                | 13                 | —                    | 22                   | 28                   | 13                   | 43                   | 18                   | —                | 17 262           | 18 952                             | 42             |
| 1959 or earlier .....   | 38                       | —                 | 7                  | 6                    | —                    | 6                    | 19                   | —                    | —                    | —                | 18 750           | 16 022                             | —              |
| <b>SELECTED CHARACTERISTICS</b>   |                          |                   |                    |                      |                      |                      |                      |                      |                      |                  |                  |                                    |                |
| Complete plumbing for exclusive use .....   | 2 342                    | 114               | 100                | 167                  | 182                  | 412                  | 432                  | 577                  | 280                  | 78               | 22 050           | 23 461                             | 155            |
| 1.01 or more persons per room .....   | 232                      | 12                | 13                 | —                    | 23                   | 44                   | 47                   | 39                   | 20                   | 34               | 22 604           | 26 787                             | 29             |
| Lacking complete plumbing for exclusive use .....   | 59                       | 5                 | —                  | —                    | —                    | 8                    | 8                    | 38                   | —                    | —                | 26 417           | 25 270                             | 5              |
| 1.01 or more persons per room .....   | 8                        | —                 | —                  | —                    | —                    | 8                    | —                    | —                    | —                    | —                | 18 750           | 19 915                             | —              |
| Hearing equipment .....   | 2 389                    | 119               | 100                | 167                  | 182                  | 408                  | 440                  | 615                  | 280                  | 78               | 22 286           | 23 546                             | 160            |
| Central heating system .....  | 2 098                    | 70                | 87                 | 152                  | 144                  | 351                  | 377                  | 582                  | 257                  | 78               | 23 216           | 24 342                             | 111            |
| Air conditioning .....  | 1 464                    | 27                | 62                 | 86                   | 105                  | 188                  | 297                  | 434                  | 197                  | 68               | 24 393           | 25 849                             | 49             |
| Central system .....  | 116                      | 7                 | 7                  | —                    | —                    | 13                   | 12                   | 36                   | 24                   | 17               | 28 214           | 30 168                             | 14             |
| Vehicles available .....  | 2 242                    | 92                | 79                 | 137                  | 171                  | 392                  | 428                  | 591                  | 280                  | 72               | 22 730           | 24 064                             | 133            |
| 1 .....   | 1 115                    | 55                | 64                 | 92                   | 111                  | 304                  | 196                  | 202                  | 77                   | 14               | 18 216           | 20 206                             | 81             |
| 2 or more .....   | 1 127                    | 37                | 15                 | 45                   | 60                   | 88                   | 232                  | 389                  | 203                  | 58               | 27 002           | 27 882                             | 52             |
| House heating fuel .....  | 2 389                    | 119               | 100                | 167                  | 182                  | 408                  | 440                  | 615                  | 280                  | 78               | 22 286           | 23 546                             | 160            |
| Utility gas .....   | 1 018                    | 59                | 29                 | 76                   | 88                   | 168                  | 161                  | 307                  | 104                  | 26               | 22 778           | 23 035                             | 77             |
| Bottled, tank, or LP gas .....  | 25                       | —                 | —                  | —                    | 11                   | —                    | 6                    | —                    | 8                    | —                | 23 125           | 26 675                             | —              |
| Electricity .....   | 82                       | 6                 | —                  | 4                    | —                    | 18                   | 8                    | 19                   | 17                   | 10               | 31 016           | 33 845                             | 6              |
| Fuel oil, kerosene, etc. ....   | 1 256                    | 54                | 71                 | 87                   | 83                   | 232                  | 265                  | 281                  | 151                  | 42               | 21 838           | 23 158                             | 77             |
| Other .....   | 8                        | —                 | —                  | —                    | —                    | —                    | —                    | 8                    | —                    | —                | 30 468           | 34 135                             | —              |
| Median rooms .....  | 5.8                      | 5.7               | 5.1                | 5.7                  | 5.6                  | 5.3                  | 5.9                  | 5.9                  | 6.2                  | 5.8              | ...              | ...                                | 5.6            |
| Specified owner-occupied housing units .....  | 846                      | 36                | 11                 | 44                   | 71                   | 123                  | 125                  | 275                  | 127                  | 34               | 25 387           | 25 892                             | 40             |
| <b>MORTGAGE STATUS AND SELECTED MONTHLY OWNER COSTS</b>   |                          |                   |                    |                      |                      |                      |                      |                      |                      |                  |                  |                                    |                |
| With a mortgage .....   | 781                      | 36                | 5                  | 44                   | 71                   | 114                  | 93                   | 267                  | 127                  | 24               | 25 905           | 25 442                             | 40             |
| Less than \$200 .....   | 12                       | —                 | —                  | —                    | —                    | 6                    | 6                    | —                    | —                    | —                | 18 750           | 17 633                             | —              |
| \$200 to \$249 .....  | 10                       | —                 | —                  | —                    | —                    | 10                   | —                    | —                    | —                    | —                | 16 250           | 16 285                             | —              |
| \$250 to \$299 .....  | 15                       | —                 | —                  | —                    | 10                   | —                    | —                    | 5                    | —                    | —                | 14 375           | 19 340                             | —              |
| \$300 to \$349 .....  | 32                       | 10                | —                  | 4                    | 8                    | —                    | —                    | 10                   | —                    | —                | 13 125           | 13 869                             | 10             |
| \$350 to \$399 .....  | 68                       | —                 | —                  | —                    | 7                    | 12                   | —                    | 32                   | 7                    | 10               | 30 891           | 29 954                             | —              |
| \$400 to \$499 .....  | 156                      | —                 | 5                  | —                    | 9                    | 17                   | 15                   | 70                   | 31                   | 9                | 29 141           | 30 453                             | —              |
| \$500 to \$599 .....  | 307                      | 17                | —                  | 40                   | 37                   | 56                   | 24                   | 83                   | 50                   | —                | 20 972           | 22 260                             | 17             |
| \$600 to \$749 .....  | 162                      | 9                 | —                  | —                    | —                    | 13                   | 48                   | 55                   | 32                   | 5                | 26 719           | 27 614                             | 13             |
| \$750 or more .....   | 19                       | —                 | —                  | —                    | —                    | —                    | —                    | 12                   | 7                    | —                | 33 388           | 35 088                             | —              |
| Median .....  | \$532                    | \$547             | \$425              | \$545                | \$504                | \$521                | \$605                | \$520                | \$551                | \$461            | ...              | ...                                | \$559          |
| Not mortgaged .....   | 65                       | —                 | 6                  | —                    | —                    | 9                    | 32                   | 8                    | —                    | 10               | 21 823           | 31 302                             | —              |
| Less than \$50 .....  | —                        | —                 | —                  | —                    | —                    | —                    | —                    | —                    | —                    | —                | —                | —                                  | —              |
| \$50 to \$74 .....  | —                        | —                 | —                  | —                    | —                    | —                    | —                    | —                    | —                    | —                | —                | —                                  | —              |
| \$75 to \$99 .....  | —                        | —                 | —                  | —                    | —                    | —                    | —                    | —                    | —                    | —                | —                | —                                  | —              |
| \$100 to \$124 .....  | —                        | —                 | —                  | —                    | —                    | —                    | —                    | —                    | —                    | —                | —                | —                                  | —              |
| \$125 to \$149 .....  | —                        | —                 | —                  | —                    | —                    | —                    | —                    | —                    | —                    | —                | —                | —                                  | —              |
| \$150 to \$199 .....  | 15                       | —                 | 6                  | —                    | —                    | 9                    | —                    | —                    | —                    | —                | 15 417           | 14 115                             | —              |
| \$200 to \$249 .....  | 18                       | —                 | —                  | —                    | —                    | —                    | —                    | 8                    | —                    | —                | 22 250           | 23 017                             | —              |
| \$250 or more .....   | 32                       | —                 | —                  | —                    | —                    | —                    | 22                   | —                    | —                    | 10               | 23 125           | 44 019                             | —              |
| Median .....  | \$249                    | —                 | \$175              | —                    | —                    | \$175                | \$250+               | \$225                | —                    | \$250+           | ...              | ...                                | —              |
| <b>MORTGAGE STATUS AND SELECTED MONTHLY OWNER COSTS AS PERCENTAGE OF HOUSEHOLD INCOME IN 1979</b> |                          |                   |                    |                      |                      |                      |                      |                      |                      |                  |                  |                                    |                |
| With a mortgage .....   | 781                      | 36                | 5                  | 44                   | 71                   | 114                  | 93                   | 267                  | 127                  | 24               | 25 905           | 25 442                             | 40             |
| Less than 15 percent .....  | 100                      | —                 | —                  | —                    | —                    | 6                    | 38                   | 37                   | 19                   | 36               | 890              | 39 564                             | —              |
| 15 to 19 percent .....  | 157                      | —                 | —                  | —                    | —                    | 16                   | 71                   | 65                   | 5                    | 33               | 155              | 32 836                             | —              |
| 20 to 24 percent .....  | 95                       | —                 | —                  | —                    | —                    | —                    | 4                    | 73                   | 18                   | —                | 31 194           | 31 646                             | —              |
| 25 to 29 percent .....  | 116                      | —                 | —                  | —                    | 18                   | 13                   | 21                   | 57                   | 7                    | —                | 25 517           | 24 023                             | —              |
| 30 to 34 percent .....  | 87                       | —                 | —                  | —                    | 7                    | 25                   | 27                   | 28                   | —                    | —                | 22 847           | 22 468                             | —              |
| 35 percent or more .....  | 203                      | 13                | 5                  | 44                   | 46                   | 60                   | 35                   | —                    | —                    | —                | 14 647           | 14 830                             | 17             |
| Not computed .....  | 23                       | 23                | —                  | —                    | —                    | —                    | —                    | —                    | —                    | —                | 2500—            | —                                  | 23             |
| Median .....  | 26.2                     | 50+               | 50+                | 50+                  | 43.9                 | 35.4                 | 32.9                 | 21.7                 | 17.0                 | 10—              | ...              | ...                                | 50+            |
| Not mortgaged .....   | 65                       | —                 | 6                  | —                    | —                    | 9                    | 32                   | 8                    | —                    | 10               | 21 823           | 31 302                             | —              |
| Less than 10 percent .....  | 10                       | —                 | —                  | —                    | —                    | —                    | —                    | —                    | —                    | 10               | 75000+           | 92 020                             | —              |
| 10 to 14 percent .....  | 35                       | —                 | —                  | —                    | —                    | 9                    | 18                   | 8                    | —                    | —                | 22 125           | 21 667                             | —              |
| 15 to 19 percent .....  | 14                       | —                 | —                  | —                    | —                    | —                    | 14                   | —                    | —                    | —                | 21 250           | 21 367                             | —              |
| 20 to 24 percent .....  | —                        | —                 | —                  | —                    | —                    | —                    | —                    | —                    | —                    | —                | —                | —                                  | —              |
| 25 to 29 percent .....  | 6                        | —                 | 6                  | —                    | —                    | —                    | —                    | —                    | —                    | —                | 8 750            | 9 495                              | —              |
| 30 to 34 percent .....  | —                        | —                 | —                  | —                    | —                    | —                    | —                    | —                    | —                    | —                | —                | —                                  | —              |
| 35 percent or more .....  | —                        | —                 | —                  | —                    | —                    | —                    | —                    | —                    | —                    | —                | —                | —                                  | —              |
| Not computed .....  | —                        | —                 | —                  | —                    | —                    | —                    | —                    | —                    | —                    | —                | —                | —                                  | —              |
| Median .....  | 13.2                     | —                 | 27.5               | —                    | —                    | 12.5                 | 14.4                 | 12.5                 | —                    | 10—              | ...              | ...                                | —              |



Table D—28. **Income and Poverty Status in 1979 of Renter-Occupied Housing Units With a Black Householder: 1980**

[Data are estimates based on a sample, see Introduction. For meaning of symbols, see Introduction. For definitions of terms, see appendixes A and B.]

| Irvington town  | Household income in 1979 |                   |                    |                      |                      |                      |                      |                      |                      |                  |                  | Income in 1979 below poverty level |                |
|---|--------------------------|-------------------|--------------------|----------------------|----------------------|----------------------|----------------------|----------------------|----------------------|------------------|------------------|------------------------------------|----------------|
|   | Total                    | Less than \$5,000 | \$5,000 to \$9,999 | \$10,000 to \$12,499 | \$12,500 to \$14,999 | \$15,000 to \$19,999 | \$20,000 to \$24,999 | \$25,000 to \$34,999 | \$35,000 to \$49,999 | \$50,000 or more | Median (dollars) |                                    | Mean (dollars) |
| Renter-occupied housing units                               | 5 484                    | 972               | 1 043              | 693                  | 540                  | 902                  | 558                  | 618                  | 134                  | 24               | 12 657           | 14 185                             | 1 170          |
| <b>HOUSEHOLD TYPE AND AGE OF HOUSEHOLDER</b>                |                          |                   |                    |                      |                      |                      |                      |                      |                      |                  |                  |                                    |                |
| Married-couple families                                     | 1 476                    | 117               | 172                | 142                  | 82                   | 266                  | 223                  | 381                  | 87                   | 6                | 19 180           | 19 392                             | 146            |
| 15 to 24 years  | 122                      | 4                 | 32                 | 8                    | 21                   | 29                   | 15                   | 13                   | —                    | —                | 14 524           | 15 319                             | 8              |
| 25 to 34 years  | 634                      | 69                | 40                 | 74                   | 30                   | 132                  | 107                  | 151                  | 31                   | —                | 18 542           | 18 635                             | 86             |
| 35 to 44 years  | 400                      | 23                | 55                 | 31                   | 17                   | 70                   | 47                   | 123                  | 34                   | —                | 20 455           | 20 337                             | 31             |
| 45 to 64 years  | 261                      | 8                 | 20                 | 25                   | 6                    | 35                   | 47                   | 94                   | 20                   | 6                | 23 359           | 23 523                             | 8              |
| 65 years and over   | 59                       | 13                | 25                 | 4                    | 8                    | —                    | 7                    | —                    | 2                    | —                | 7 875            | 11 281                             | 13             |
| Male householder, na wife present                           | 1 343                    | 179               | 206                | 205                  | 130                  | 290                  | 144                  | 140                  | 41                   | 8                | 14 067           | 15 074                             | 153            |
| 15 to 24 years  | 250                      | 57                | 68                 | 55                   | 23                   | 47                   | —                    | —                    | —                    | —                | 10 000           | 9 553                              | 47             |
| 25 to 34 years  | 558                      | 85                | 57                 | 69                   | 50                   | 134                  | 70                   | 71                   | 14                   | 8                | 15 429           | 16 000                             | 69             |
| 35 to 44 years  | 289                      | 20                | 16                 | 47                   | 36                   | 83                   | 28                   | 37                   | 22                   | —                | 16 356           | 18 160                             | 20             |
| 45 to 64 years  | 190                      | 17                | 30                 | 28                   | 11                   | 26                   | 46                   | 27                   | 5                    | —                | 15 865           | 16 244                             | 17             |
| 65 years and over   | 56                       | —                 | 35                 | 6                    | 10                   | —                    | —                    | 5                    | —                    | —                | 8 906            | 10 594                             | —              |
| Female householder, na husband present                      | 2 665                    | 676               | 665                | 346                  | 328                  | 346                  | 191                  | 97                   | 6                    | 10               | 9 944            | 10 852                             | 871            |
| 15 to 24 years  | 335                      | 127               | 120                | 43                   | —                    | 16                   | 10                   | 19                   | —                    | —                | 6 808            | 8 219                              | 144            |
| 25 to 34 years  | 1 159                    | 333               | 225                | 179                  | 171                  | 145                  | 88                   | 18                   | —                    | —                | 10 300           | 10 163                             | 410            |
| 35 to 44 years  | 594                      | 88                | 150                | 78                   | 96                   | 117                  | 43                   | 22                   | —                    | —                | 11 891           | 11 525                             | 155            |
| 45 to 64 years  | 538                      | 120               | 155                | 39                   | 61                   | 68                   | 43                   | 36                   | 6                    | 10               | 9 845            | 13 204                             | 154            |
| 65 years and over   | 39                       | 8                 | 15                 | 7                    | —                    | —                    | 7                    | 2                    | —                    | —                | 9 028            | 11 248                             | 8              |
| Median age  | 33.3                     | 30.1              | 34.0               | 30.9                 | 33.9                 | 33.4                 | 34.5                 | 36.3                 | 38.4                 | 48.3             | ...              | ...                                | 30.9           |
| <b>YEAR HOUSEHOLDER MOVED INTO UNIT</b>                     |                          |                   |                    |                      |                      |                      |                      |                      |                      |                  |                  |                                    |                |
| 1979 to March 1980  | 1 988                    | 352               | 397                | 282                  | 199                  | 250                  | 214                  | 246                  | 42                   | 6                | 12 172           | 14 038                             | 404            |
| 1975 to 1978  | 2 477                    | 457               | 454                | 322                  | 189                  | 445                  | 259                  | 267                  | 66                   | 18               | 12 573           | 14 319                             | 574            |
| 1970 to 1974  | 782                      | 110               | 153                | 52                   | 125                  | 171                  | 59                   | 86                   | 26                   | —                | 14 020           | 14 761                             | 139            |
| 1960 to 1969  | 171                      | 34                | 24                 | 22                   | 21                   | 32                   | 26                   | 12                   | —                    | —                | 13 155           | 12 585                             | 34             |
| 1959 or earlier   | 66                       | 19                | 15                 | 15                   | 6                    | 4                    | —                    | 7                    | —                    | —                | 7 333            | 10 856                             | 19             |
| <b>PLUMBING FACILITIES BY PERSONS PER ROOM</b>              |                          |                   |                    |                      |                      |                      |                      |                      |                      |                  |                  |                                    |                |
| Complete plumbing for exclusive use                         | 5 315                    | 944               | 1 014              | 657                  | 533                  | 881                  | 535                  | 593                  | 134                  | 24               | 12 699           | 14 183                             | 1 135          |
| 0.50 or less  | 2 058                    | 354               | 496                | 278                  | 254                  | 361                  | 144                  | 156                  | 15                   | —                | 11 610           | 12 277                             | 341            |
| 0.51 to 1.00  | 2 854                    | 491               | 458                | 352                  | 254                  | 467                  | 324                  | 371                  | 119                  | 18               | 13 740           | 15 470                             | 632            |
| 1.01 to 1.50  | 277                      | 74                | 48                 | 15                   | 19                   | 36                   | 49                   | 30                   | —                    | 6                | 12 697           | 13 672                             | 126            |
| 1.51 or more  | 126                      | 25                | 12                 | 12                   | 6                    | 17                   | 18                   | 36                   | —                    | —                | 17 222           | 17 261                             | 36             |
| Lacking complete plumbing for exclusive use                 | 169                      | 28                | 29                 | 36                   | 7                    | 21                   | 23                   | 25                   | —                    | —                | 11 910           | 14 244                             | 35             |
| 0.50 or less  | 67                       | 5                 | 14                 | 12                   | —                    | 7                    | 23                   | 6                    | —                    | —                | 18 393           | 15 339                             | 5              |
| 0.51 to 1.00  | 95                       | 23                | 15                 | 24                   | 7                    | 7                    | —                    | 19                   | —                    | —                | 10 990           | 13 314                             | 30             |
| 1.01 to 1.50  | —                        | —                 | —                  | —                    | —                    | —                    | —                    | —                    | —                    | —                | —                | —                                  | —              |
| 1.51 or more  | 7                        | —                 | —                  | —                    | —                    | 7                    | —                    | —                    | —                    | —                | 16 250           | 16 385                             | —              |
| <b>SELECTED CHARACTERISTICS</b>                             |                          |                   |                    |                      |                      |                      |                      |                      |                      |                  |                  |                                    |                |
| Heating equipment   | 5 459                    | 967               | 1 033              | 693                  | 535                  | 902                  | 558                  | 613                  | 134                  | 24               | 12 671           | 14 192                             | 1 161          |
| Central heating system                                      | 4 887                    | 886               | 975                | 618                  | 474                  | 790                  | 477                  | 546                  | 107                  | 14               | 12 356           | 13 824                             | 1 051          |
| Air conditioning  | 2 183                    | 300               | 311                | 239                  | 201                  | 411                  | 286                  | 372                  | 63                   | —                | 15 352           | 16 078                             | 386            |
| Central system  | 289                      | 51                | 40                 | 29                   | 41                   | 50                   | 23                   | 48                   | 7                    | —                | 13 994           | 15 037                             | 62             |
| Vehicles available  | 3 677                    | 394               | 505                | 471                  | 357                  | 714                  | 499                  | 579                  | 134                  | 24               | 15 618           | 16 909                             | 468            |
| 1   | 2 955                    | 344               | 468                | 434                  | 297                  | 618                  | 375                  | 348                  | 61                   | 10               | 14 449           | 15 459                             | 377            |
| 2 or more   | 722                      | 50                | 37                 | 37                   | 60                   | 96                   | 124                  | 231                  | 73                   | 14               | 22 663           | 22 844                             | 91             |
| House heating fuel  | 5 459                    | 967               | 1 033              | 693                  | 535                  | 902                  | 558                  | 613                  | 134                  | 24               | 12 671           | 14 192                             | 1 161          |
| Utility gas   | 2 126                    | 344               | 405                | 233                  | 215                  | 393                  | 235                  | 249                  | 44                   | 8                | 13 442           | 14 391                             | 367            |
| Bottled, tank, or LP gas                                    | 103                      | 10                | 32                 | 7                    | 20                   | 19                   | 7                    | 4                    | —                    | —                | 12 813           | 13 226                             | 16             |
| Electricity   | 381                      | 59                | 42                 | 68                   | 46                   | 49                   | 24                   | 70                   | 23                   | —                | 13 668           | 15 942                             | 97             |
| Fuel oil, kerosene, etc.                                    | 2 806                    | 554               | 541                | 371                  | 254                  | 425                  | 292                  | 290                  | 63                   | 16               | 12 075           | 13 866                             | 681            |
| Other   | 43                       | —                 | 13                 | 14                   | —                    | 16                   | —                    | —                    | —                    | —                | 11 518           | 12 413                             | —              |
| Median rooms  | 3.9                      | 3.9               | 3.9                | 3.5                  | 3.8                  | 3.7                  | 3.9                  | 4.2                  | 4.4                  | 4.8              | ...              | ...                                | 4.1            |
| <b>Specified renter-occupied housing units</b>              |                          |                   |                    |                      |                      |                      |                      |                      |                      |                  |                  |                                    |                |
| 5 478   | 972                      | 1 037             | 693                | 540                  | 902                  | 558                  | 618                  | 134                  | 24                   | 12 671           | 14 193           | 1 164                              |                |
| <b>CONTRACT RENT</b>  |                          |                   |                    |                      |                      |                      |                      |                      |                      |                  |                  |                                    |                |
| Less than \$100   | 13                       | —                 | 7                  | —                    | 6                    | —                    | —                    | —                    | —                    | —                | 7 321            | 9 783                              | —              |
| \$100 to \$149  | 102                      | 18                | 40                 | 25                   | —                    | 4                    | 6                    | 9                    | —                    | —                | 9 435            | 12 466                             | 18             |
| \$150 to \$199  | 1 101                    | 254               | 269                | 210                  | 114                  | 118                  | 70                   | 53                   | 13                   | —                | 10 327           | 11 114                             | 257            |
| \$200 to \$249  | 2 265                    | 381               | 414                | 296                  | 203                  | 446                  | 227                  | 239                  | 51                   | 8                | 13 011           | 14 213                             | 456            |
| \$250 to \$299  | 1 525                    | 258               | 263                | 98                   | 155                  | 271                  | 191                  | 217                  | 56                   | 16               | 14 815           | 15 823                             | 364            |
| \$300 to \$349  | 305                      | 41                | 33                 | 17                   | 44                   | 49                   | 40                   | 79                   | 2                    | —                | 16 017           | 17 065                             | 53             |
| \$350 to \$399  | 100                      | 8                 | 11                 | 17                   | 10                   | 17                   | 19                   | —                    | —                    | —                | 15 769           | 16 737                             | 4              |
| \$400 to \$499  | 17                       | —                 | —                  | 14                   | —                    | —                    | —                    | —                    | 3                    | —                | 11 518           | 16 622                             | —              |
| \$500 or more   | —                        | —                 | —                  | —                    | —                    | —                    | —                    | —                    | —                    | —                | —                | —                                  | —              |
| No cash rent  | 50                       | 12                | —                  | 16                   | 8                    | —                    | 9                    | 5                    | —                    | —                | 12 031           | 12 594                             | 12             |
| Median  | \$231                    | \$227             | \$221              | \$218                | \$232                | \$237                | \$242                | \$252                | \$245                | \$260            | ...              | ...                                | \$234          |
| <b>GROSS RENT</b>   |                          |                   |                    |                      |                      |                      |                      |                      |                      |                  |                  |                                    |                |
| Less than \$100   | —                        | —                 | —                  | —                    | —                    | —                    | —                    | —                    | —                    | —                | —                | —                                  | —              |
| \$100 to \$149  | 31                       | —                 | 7                  | 15                   | —                    | —                    | —                    | 9                    | —                    | —                | 11 417           | 17 312                             | —              |
| \$150 to \$199  | 395                      | 104               | 117                | 87                   | 24                   | 27                   | 22                   | 14                   | —                    | —                | 9 217            | 9 718                              | 80             |
| \$200 to \$249  | 1 303                    | 196               | 258                | 202                  | 158                  | 199                  | 151                  | 109                  | 22                   | 8                | 12 444           | 13 971                             | 214            |
| \$250 to \$299  | 1 520                    | 236               | 286                | 188                  | 142                  | 315                  | 116                  | 207                  | 30                   | —                | 13 380           | 14 337                             | 283            |
| \$300 to \$349  | 1 133                    | 195               | 237                | 91                   | 122                  | 186                  | 147                  | 102                  | 37                   | 16               | 13 391           | 14 901                             | 289            |
| \$350 to \$399  | 548                      | 148               | 82                 | 49                   | 46                   | 91                   | 50                   | 61                   | 21                   | —                | 12 245           | 13 302                             | 178            |
| \$400 to \$499  | 429                      | 74                | 45                 | 32                   | 40                   | 73                   | 48                   | 105                  | 12                   | —                | 16 068           | 17 040                             | 96             |
| \$500 or more   | 69                       | 7                 | 5                  | 13                   | —                    | 11                   | 15                   | 15                   | 3                    | —                | 19 659           | 18 350                             | 12             |
| No cash rent  | 50                       | 12                | —                  | 16                   | 8                    | —                    | 9                    | 5                    | —                    | —                | 12 031           | 12 594                             | 12             |
| Median  | \$283                    | \$291             | \$274              | \$258                | \$276                | \$286                | \$295                | \$295                | \$308                | \$313            | ...              | ...                                | \$300          |
| <b>GROSS RENT AS PERCENTAGE OF HOUSEHOLD INCOME IN 1979</b> |                          |                   |                    |                      |                      |                      |                      |                      |                      |                  |                  |                                    |                |
| Less than 15 percent  | 869                      | —                 | —                  | 15                   | —                    | 58                   | 193                  | 448                  | 131                  | 24               | 28 520           | 29 582                             | 18             |
| 15 to 19 percent  | 870                      | —                 | —                  | 60                   | 113                  | 336                  | 231                  | 127                  | 3                    | —                | 18 750           | 19 403                             | 10             |
| 20 to 24 percent  | 731                      | —                 | 50                 | 135                  | 135                  | 285                  | 97                   | 29                   | —                    | —                | 15 577           | 15 731                             | 12             |
| 25 to 29 percent  | 612                      | —                 | 99                 | 176                  | 143                  | 163                  | 22                   | 9                    | —                    | —                | 13 042           | 13 326                             | 35             |
| 30 to 34 percent  | 365                      | —                 | 80                 | 136                  | 102                  | 41                   | 6                    | —                    | —                    | —                | 11 884           | 11 922                             | 6              |
| 35 to 49 percent  | 658                      | —                 | 462                | 138                  | 39                   | 19                   | —                    | —                    | —                    | —                | 8 964            | 9 195                              | 42             |
| 50 percent or more  | 1 188                    | 825               | 346                | 17                   | —                    | —                    | —                    | —                    | —                    | —                | 3 763            | 3 781                              | 894            |
| Not computed  | 185                      | 147               | —                  | 16                   | 8                    | —                    | 9                    | 5                    | —                    | —                | 2500—            | 3 327                              | 147            |
| Median  | 26.4                     | 50+               | 44.0               | 28.7                 | 25.6                 | 21.0                 | 16.8                 | 13.0                 | 10—                  | 10—              | ...              | ...                                | 50+            |

Table D—29. Selected Monthly Owner Costs for Mortgaged Housing Units With a Black Householder: 1980

[Data are estimates based on a sample, see Introduction. For meaning of symbols, see Introduction. For definitions of terms, see appendixes A and B.]

| Irvington town  | Total      | Less than \$200 | \$200 to \$249 | \$250 to \$299 | \$300 to \$349 | \$350 to \$399 | \$400 to \$499 | \$500 to \$599 | \$600 to \$749 | \$750 or more | Median (dollars) |
|---|------------|-----------------|----------------|----------------|----------------|----------------|----------------|----------------|----------------|---------------|------------------|
| <b>Specified owner-occupied housing units</b> -----                           | <b>781</b> | <b>12</b>       | <b>10</b>      | <b>15</b>      | <b>32</b>      | <b>68</b>      | <b>156</b>     | <b>307</b>     | <b>162</b>     | <b>19</b>     | <b>532</b>       |
| <b>PERSONS IN UNIT</b>  |            |                 |                |                |                |                |                |                |                |               |                  |
| 1 person -----  | 16         | —               | —              | —              | 10             | —              | 6              | —              | —              | —             | 340              |
| 2 persons -----   | 101        | —               | —              | —              | —              | 14             | 19             | 48             | 20             | —             | 536              |
| 3 persons -----   | 122        | —               | 10             | —              | 4              | 16             | 19             | 33             | 40             | —             | 536              |
| 4 persons -----   | 222        | —               | —              | —              | 18             | 17             | 53             | 89             | 33             | 12            | 526              |
| 5 persons -----   | 153        | 6               | —              | 10             | —              | 7              | 41             | 56             | 29             | 4             | 522              |
| 6 persons -----   | 91         | 6               | —              | 5              | —              | —              | 11             | 51             | 15             | 3             | 546              |
| 7 persons -----   | 50         | —               | —              | —              | —              | 4              | 7              | 23             | 16             | —             | 561              |
| 8 or more persons -----   | 26         | —               | —              | —              | —              | 10             | —              | 7              | 9              | —             | 543              |
| Median -----  | 4.18       | 5.50            | 3.00           | 5.25           | 3.61           | 3.74           | 4.14           | 4.31           | 4.14           | 4.29          | ...              |
| <b>HOUSEHOLD TYPE AND AGE OF HOUSEHOLDER</b>                                  |            |                 |                |                |                |                |                |                |                |               |                  |
| <b>Married-couple families</b> -----  | <b>610</b> | <b>12</b>       | <b>—</b>       | <b>15</b>      | <b>18</b>      | <b>56</b>      | <b>119</b>     | <b>227</b>     | <b>147</b>     | <b>16</b>     | <b>537</b>       |
| 15 to 24 years -----  | 9          | —               | —              | —              | —              | —              | 9              | —              | —              | —             | 475              |
| 25 to 34 years -----  | 238        | 6               | —              | —              | 18             | 9              | 32             | 83             | 90             | —             | 565              |
| 35 to 44 years -----  | 224        | 6               | —              | 5              | —              | 27             | 51             | 90             | 33             | 12            | 526              |
| 45 to 64 years -----  | 139        | —               | —              | 10             | —              | 20             | 27             | 54             | 24             | 4             | 523              |
| 65 years and over -----   | —          | —               | —              | —              | —              | —              | —              | —              | —              | —             | —                |
| <b>Male householder, no wife present</b> -----                                | <b>35</b>  | <b>—</b>        | <b>—</b>       | <b>—</b>       | <b>10</b>      | <b>—</b>       | <b>6</b>       | <b>13</b>      | <b>6</b>       | <b>—</b>      | <b>512</b>       |
| 15 to 24 years -----  | —          | —               | —              | —              | —              | —              | —              | 5              | —              | —             | —                |
| 25 to 34 years -----  | 11         | —               | —              | —              | —              | —              | 6              | 5              | —              | —             | 446              |
| 35 to 44 years -----  | 24         | —               | —              | —              | 10             | —              | —              | 8              | 6              | —             | 525              |
| 45 to 64 years -----  | —          | —               | —              | —              | —              | —              | —              | —              | —              | —             | —                |
| 65 years and over -----   | —          | —               | —              | —              | —              | —              | —              | —              | —              | —             | —                |
| <b>Female householder, no husband present</b> -----                           | <b>136</b> | <b>—</b>        | <b>10</b>      | <b>—</b>       | <b>4</b>       | <b>12</b>      | <b>31</b>      | <b>67</b>      | <b>9</b>       | <b>3</b>      | <b>516</b>       |
| 15 to 24 years -----  | —          | —               | —              | —              | —              | —              | 5              | —              | —              | —             | —                |
| 25 to 34 years -----  | 34         | —               | —              | —              | —              | 5              | 5              | 15             | 9              | —             | 547              |
| 35 to 44 years -----  | 89         | —               | 10             | —              | 4              | 7              | 19             | 46             | —              | 3             | 510              |
| 45 to 64 years -----  | 13         | —               | —              | —              | —              | —              | 7              | 6              | —              | —             | 446              |
| 65 years and over -----   | —          | —               | —              | —              | —              | —              | —              | —              | —              | —             | —                |
| Median age -----  | 37.7       | 35.0            | 42.5           | 61.3           | 34.0           | 42.4           | 38.0           | 38.2           | 33.9           | 38.2          | ...              |
| <b>YEAR HOUSEHOLDER MOVED INTO UNIT</b>                                       |            |                 |                |                |                |                |                |                |                |               |                  |
| 1979 to March 1980 -----  | 259        | 12              | —              | —              | —              | 5              | 50             | 108            | 80             | 4             | 558              |
| 1975 to 1978 -----  | 394        | —               | 10             | 15             | 22             | 30             | 65             | 168            | 69             | 15            | 533              |
| 1970 to 1974 -----  | 121        | —               | —              | —              | 10             | 26             | 41             | 31             | 13             | —             | 447              |
| 1960 to 1969 -----  | 7          | —               | —              | —              | —              | 7              | —              | —              | —              | —             | 375              |
| 1959 or earlier -----   | —          | —               | —              | —              | —              | —              | —              | —              | —              | —             | —                |
| <b>ROOMS</b>  |            |                 |                |                |                |                |                |                |                |               |                  |
| 1 to 3 rooms -----  | 6          | 6               | —              | —              | —              | —              | —              | —              | —              | —             | 175              |
| 4 rooms -----   | —          | —               | —              | —              | —              | —              | —              | —              | —              | —             | —                |
| 5 rooms -----   | 79         | —               | —              | 10             | 10             | 9              | 5              | 45             | —              | —             | 512              |
| 6 rooms -----   | 344        | 6               | 10             | —              | 10             | 44             | 81             | 113            | 80             | —             | 519              |
| 7 rooms -----   | 215        | —               | —              | 5              | 12             | 10             | 44             | 81             | 56             | 7             | 545              |
| 8 or more rooms -----   | 137        | —               | —              | —              | —              | 5              | 26             | 68             | 26             | 12            | 555              |
| Median -----  | 6.4        | 4.5             | 6.0            | 5.3            | 6.1            | 6.1            | 6.4            | 6.5            | 6.5            | 7.7           | ...              |
| <b>YEAR STRUCTURE BUILT</b>   |            |                 |                |                |                |                |                |                |                |               |                  |
| 1975 to March 1980 -----  | 12         | 6               | —              | —              | —              | —              | —              | 6              | —              | —             | 350              |
| 1970 to 1974 -----  | —          | —               | —              | —              | —              | —              | —              | —              | —              | —             | —                |
| 1960 to 1969 -----  | 59         | —               | —              | —              | 4              | —              | 21             | 34             | —              | —             | 513              |
| 1950 to 1959 -----  | 188        | 6               | 10             | —              | 10             | 16             | 31             | 57             | 58             | —             | 537              |
| 1940 to 1949 -----  | 215        | —               | —              | 5              | 8              | 5              | 50             | 100            | 32             | 15            | 539              |
| 1939 or earlier -----   | 307        | —               | —              | 10             | 10             | 47             | 54             | 110            | 72             | 4             | 530              |
| <b>VALUE</b>  |            |                 |                |                |                |                |                |                |                |               |                  |
| Less than \$10,000 -----  | —          | —               | —              | —              | —              | —              | —              | —              | —              | —             | —                |
| \$10,000 to \$19,999 -----  | 20         | —               | —              | 10             | —              | 10             | —              | —              | —              | —             | 325              |
| \$20,000 to \$29,999 -----  | 91         | —               | 10             | —              | —              | 26             | 31             | 18             | 6              | —             | 425              |
| \$30,000 to \$39,999 -----  | 360        | —               | —              | 5              | 22             | 32             | 65             | 168            | 56             | 12            | 533              |
| \$40,000 to \$49,999 -----  | 219        | 12              | —              | —              | —              | —              | 52             | 84             | 67             | 4             | 554              |
| \$50,000 to \$59,999 -----  | 71         | —               | —              | —              | 10             | —              | —              | 37             | 24             | —             | 569              |
| \$60,000 to \$79,999 -----  | 20         | —               | —              | —              | —              | —              | 8              | —              | 9              | 3             | 633              |
| \$80,000 to \$99,999 -----  | —          | —               | —              | —              | —              | —              | —              | —              | —              | —             | —                |
| \$100,000 to \$149,999 -----  | —          | —               | —              | —              | —              | —              | —              | —              | —              | —             | —                |
| \$150,000 or more -----   | —          | —               | —              | —              | —              | —              | —              | —              | —              | —             | —                |
| Median -----  | \$37 300   | \$42 500        | \$21 300       | \$19 400       | \$33 600       | \$29 500       | \$36 900       | \$37 700       | \$41 400       | \$39 000      | ...              |
| <b>SELECTED MONTHLY OWNER COSTS AS PERCENTAGE OF HOUSEHOLD INCOME IN 1979</b> |            |                 |                |                |                |                |                |                |                |               |                  |
| Less than 15 percent -----  | 100        | 6               | —              | 5              | 10             | 40             | 34             | 5              | —              | —             | 386              |
| 15 to 19 percent -----  | 157        | 6               | 10             | —              | —              | 9              | 68             | 45             | 19             | —             | 483              |
| 20 to 24 percent -----  | 95         | —               | —              | —              | —              | —              | 12             | 46             | 37             | —             | 577              |
| 25 to 29 percent -----  | 116        | —               | —              | 10             | 8              | 7              | 17             | 47             | 20             | 7             | 534              |
| 30 to 34 percent -----  | 87         | —               | —              | —              | —              | —              | 12             | 11             | 23             | 12            | 589              |
| 35 percent or more -----  | 203        | —               | —              | —              | 4              | —              | 14             | 128            | 57             | —             | 565              |
| Not computed -----  | 23         | —               | —              | —              | 10             | —              | —              | 13             | —              | —             | 512              |
| Median -----  | 26.2       | 15.0            | 17.5           | 26.3           | 25.6           | 14.0           | 18.2           | 30.9           | 30.9           | 31.0          | ...              |
| <b>SELECTED CHARACTERISTICS</b>   |            |                 |                |                |                |                |                |                |                |               |                  |
| <b>Heating equipment</b> -----  | <b>781</b> | <b>12</b>       | <b>10</b>      | <b>15</b>      | <b>32</b>      | <b>68</b>      | <b>156</b>     | <b>307</b>     | <b>162</b>     | <b>19</b>     | <b>532</b>       |
| Steam or hot water system -----   | 558        | 12              | 10             | 15             | 20             | 47             | 113            | 214            | 111            | 16            | 529              |
| Central warm-air furnace or electric heat pump -----                          | 75         | —               | —              | —              | —              | 9              | 28             | 19             | —              | —             | 503              |
| Other built-in electric units -----   | 27         | —               | —              | —              | 4              | 5              | —              | 5              | 13             | —             | 590              |
| Floor, wall, or pipeless furnace -----  | 13         | —               | —              | —              | —              | —              | —              | —              | 10             | 3             | 697              |
| Other means -----   | 108        | —               | —              | —              | 8              | 7              | 15             | 69             | 9              | —             | 535              |
| <b>Air conditioning</b> -----   | <b>501</b> | <b>—</b>        | <b>10</b>      | <b>10</b>      | <b>22</b>      | <b>47</b>      | <b>64</b>      | <b>196</b>     | <b>133</b>     | <b>19</b>     | <b>550</b>       |
| Central system -----  | 17         | —               | —              | —              | —              | —              | 9              | 8              | —              | —             | 497              |
| 1 or more individual room units -----   | 484        | —               | 10             | 10             | 22             | 47             | 55             | 188            | 133            | 19            | 552              |
| <b>House heating fuel</b> -----   | <b>781</b> | <b>12</b>       | <b>10</b>      | <b>15</b>      | <b>32</b>      | <b>68</b>      | <b>156</b>     | <b>307</b>     | <b>162</b>     | <b>19</b>     | <b>532</b>       |
| Utility gas -----   | 273        | 12              | —              | 10             | 10             | 14             | 86             | 118            | 23             | —             | 504              |
| Bottled, tank, or LP gas -----  | —          | —               | —              | —              | —              | —              | —              | —              | —              | —             | —                |
| Electricity -----   | 47         | —               | —              | —              | 4              | 5              | 12             | 5              | 21             | —             | 550              |
| Fuel oil, kerosene, etc. -----  | 461        | —               | 10             | 5              | 18             | 49             | 58             | 184            | 118            | 19            | 549              |
| Other -----   | —          | —               | —              | —              | —              | —              | —              | —              | —              | —             | —                |



Table D—30. Selected Monthly Owner Costs for Not Mortgaged Housing Units With a Black Householder: 1980

(Data are estimates based on a sample, see Introduction. For meaning of symbols, see Introduction. For definitions of terms, see appendixes A and B.)

**Irvington town**

|   | Total     | Less than \$50 | \$50 to \$74 | \$75 to \$99 | \$100 to \$124 | \$125 to \$149 | \$150 to \$199 | \$200 to \$249 | \$250 or more | Median (dollars) |
|---|-----------|----------------|--------------|--------------|----------------|----------------|----------------|----------------|---------------|------------------|
| <b>Specified owner-occupied housing units</b> -----                           | <b>65</b> | —              | —            | —            | —              | —              | 15             | 18             | 32            | 249              |
| <b>PERSONS IN UNIT</b>  |           |                |              |              |                |                |                |                |               |                  |
| 1 person -----  | 9         | —              | —            | —            | —              | —              | 9              | —              | —             | 175              |
| 2 persons -----   | 8         | —              | —            | —            | —              | —              | —              | —              | 8             | 250+             |
| 3 persons -----   | 6         | —              | —            | —            | —              | —              | 6              | —              | —             | 175              |
| 4 persons -----   | 16        | —              | —            | —            | —              | —              | —              | 8              | —             | 250              |
| 5 persons -----   | 6         | —              | —            | —            | —              | —              | —              | —              | 6             | 250+             |
| 6 persons -----   | 10        | —              | —            | —            | —              | —              | —              | 10             | —             | 225              |
| 7 persons -----   | 10        | —              | —            | —            | —              | —              | —              | —              | —             | 250+             |
| 8 or more persons -----   | —         | —              | —            | —            | —              | —              | —              | —              | 10            | —                |
| Median -----  | 4.09      | —              | —            | —            | —              | —              | 1.33           | 5.60           | 4.50          | ...              |
| <b>HOUSEHOLD TYPE AND AGE OF HOUSEHOLDER</b>                                  |           |                |              |              |                |                |                |                |               |                  |
| <b>Married-couple families</b> -----  | <b>48</b> | —              | —            | —            | —              | —              | 6              | 18             | 24            | 250              |
| 15 to 24 years -----  | —         | —              | —            | —            | —              | —              | —              | —              | —             | —                |
| 25 to 34 years -----  | 14        | —              | —            | —            | —              | —              | —              | —              | 14            | 250+             |
| 35 to 44 years -----  | 20        | —              | —            | —            | —              | —              | —              | 10             | 10            | 250              |
| 45 to 64 years -----  | 8         | —              | —            | —            | —              | —              | —              | 8              | —             | 225              |
| 65 years and over -----   | 6         | —              | —            | —            | —              | —              | 6              | —              | —             | 175              |
| <b>Male householder, no wife present</b> -----                                | <b>8</b>  | —              | —            | —            | —              | —              | —              | —              | 8             | 250+             |
| 15 to 24 years -----  | —         | —              | —            | —            | —              | —              | —              | —              | —             | —                |
| 25 to 34 years -----  | —         | —              | —            | —            | —              | —              | —              | —              | —             | —                |
| 35 to 44 years -----  | —         | —              | —            | —            | —              | —              | —              | —              | —             | —                |
| 45 to 64 years -----  | 8         | —              | —            | —            | —              | —              | —              | —              | 8             | 250+             |
| 65 years and over -----   | —         | —              | —            | —            | —              | —              | —              | —              | —             | —                |
| <b>Female householder, no husband present</b> -----                           | <b>9</b>  | —              | —            | —            | —              | —              | 9              | —              | —             | 175              |
| 15 to 24 years -----  | —         | —              | —            | —            | —              | —              | —              | —              | —             | —                |
| 25 to 34 years -----  | —         | —              | —            | —            | —              | —              | —              | —              | —             | —                |
| 35 to 44 years -----  | —         | —              | —            | —            | —              | —              | —              | —              | —             | —                |
| 45 to 64 years -----  | —         | —              | —            | —            | —              | —              | —              | —              | —             | —                |
| 65 years and over -----   | 9         | —              | —            | —            | —              | —              | 9              | —              | —             | 175              |
| Median age -----  | 44.2      | —              | —            | —            | —              | —              | 80.8           | 39.5           | 41.0          | ...              |
| <b>YEAR HOUSEHOLDER MOVED INTO UNIT</b>                                       |           |                |              |              |                |                |                |                |               |                  |
| 1979 to March 1980 -----  | —         | —              | —            | —            | —              | —              | —              | —              | —             | —                |
| 1975 to 1978 -----  | 32        | —              | —            | —            | —              | —              | —              | 8              | 24            | 250+             |
| 1970 to 1974 -----  | 14        | —              | —            | —            | —              | —              | 6              | —              | 8             | 250+             |
| 1960 to 1969 -----  | 9         | —              | —            | —            | —              | —              | 9              | —              | —             | 175              |
| 1959 or earlier -----   | 10        | —              | —            | —            | —              | —              | —              | 10             | —             | 225              |
| <b>ROOMS</b>  |           |                |              |              |                |                |                |                |               |                  |
| 1 to 3 rooms -----  | —         | —              | —            | —            | —              | —              | —              | —              | —             | —                |
| 4 rooms -----   | —         | —              | —            | —            | —              | —              | —              | —              | —             | —                |
| 5 rooms -----   | —         | —              | —            | —            | —              | —              | —              | —              | —             | —                |
| 6 rooms -----   | 29        | —              | —            | —            | —              | —              | 15             | 8              | 6             | 198              |
| 7 rooms -----   | 36        | —              | —            | —            | —              | —              | —              | 10             | 26            | 250+             |
| 8 or more rooms -----   | —         | —              | —            | —            | —              | —              | —              | —              | —             | —                |
| Median -----  | 6.6       | —              | —            | —            | —              | —              | 6.0            | 6.6            | 6.9           | ...              |
| <b>YEAR STRUCTURE BUILT</b>   |           |                |              |              |                |                |                |                |               |                  |
| 1975 to March 1980 -----  | —         | —              | —            | —            | —              | —              | —              | —              | —             | —                |
| 1970 to 1974 -----  | —         | —              | —            | —            | —              | —              | —              | —              | —             | —                |
| 1960 to 1969 -----  | 8         | —              | —            | —            | —              | —              | —              | —              | 8             | 250+             |
| 1950 to 1959 -----  | 26        | —              | —            | —            | —              | —              | —              | 10             | 16            | 250+             |
| 1940 to 1949 -----  | 8         | —              | —            | —            | —              | —              | —              | —              | 8             | 250+             |
| 1939 or earlier -----   | 23        | —              | —            | —            | —              | —              | 15             | 8              | —             | 188              |
| <b>VALUE</b>  |           |                |              |              |                |                |                |                |               |                  |
| Less than \$10,000 -----  | —         | —              | —            | —            | —              | —              | —              | —              | —             | —                |
| \$10,000 to \$19,999 -----  | 17        | —              | —            | —            | —              | —              | 9              | 8              | —             | 197              |
| \$20,000 to \$29,999 -----  | 6         | —              | —            | —            | —              | —              | 6              | —              | —             | 175              |
| \$30,000 to \$39,999 -----  | 24        | —              | —            | —            | —              | —              | —              | 10             | 14            | 250+             |
| \$40,000 to \$49,999 -----  | 8         | —              | —            | —            | —              | —              | —              | —              | 8             | 250+             |
| \$50,000 to \$59,999 -----  | —         | —              | —            | —            | —              | —              | —              | —              | —             | —                |
| \$60,000 to \$79,999 -----  | 10        | —              | —            | —            | —              | —              | —              | —              | 10            | 250+             |
| \$80,000 to \$99,999 -----  | —         | —              | —            | —            | —              | —              | —              | —              | —             | —                |
| \$100,000 to \$149,999 -----  | —         | —              | —            | —            | —              | —              | —              | —              | —             | —                |
| \$150,000 or more -----   | —         | —              | —            | —            | —              | —              | —              | —              | —             | —                |
| Median -----  | \$36 000  | —              | —            | —            | —              | —              | \$19 600       | \$35 500       | \$41 300      | ...              |
| <b>SELECTED MONTHLY OWNER COSTS AS PERCENTAGE OF HOUSEHOLD INCOME IN 1979</b> |           |                |              |              |                |                |                |                |               |                  |
| Less than 10 percent -----  | 10        | —              | —            | —            | —              | —              | —              | —              | 10            | 250+             |
| 10 to 14 percent -----  | 35        | —              | —            | —            | —              | —              | 9              | 18             | 8             | 224              |
| 15 to 19 percent -----  | 14        | —              | —            | —            | —              | —              | —              | —              | 14            | 250+             |
| 20 to 24 percent -----  | —         | —              | —            | —            | —              | —              | —              | —              | —             | —                |
| 25 to 29 percent -----  | 6         | —              | —            | —            | —              | —              | 6              | —              | —             | 175              |
| 30 to 34 percent -----  | —         | —              | —            | —            | —              | —              | —              | —              | —             | —                |
| 35 percent or more -----  | —         | —              | —            | —            | —              | —              | —              | —              | —             | —                |
| Not computed -----  | —         | —              | —            | —            | —              | —              | —              | —              | —             | —                |
| Median -----  | 13.2      | —              | —            | —            | —              | —              | 14.2           | 12.5           | 13.8          | ...              |
| <b>SELECTED CHARACTERISTICS</b>   |           |                |              |              |                |                |                |                |               |                  |
| <b>Heating equipment</b> -----  | <b>65</b> | —              | —            | —            | —              | —              | 15             | 18             | 32            | 249              |
| Steam or hot water system -----   | 47        | —              | —            | —            | —              | —              | 15             | 18             | 14            | 224              |
| Central warm-air furnace or electric heat pump -----                          | —         | —              | —            | —            | —              | —              | —              | —              | —             | —                |
| Other built-in electric units -----   | 10        | —              | —            | —            | —              | —              | —              | —              | 10            | 250+             |
| Floor, wall, or pipeless furnace -----  | —         | —              | —            | —            | —              | —              | —              | —              | —             | —                |
| Other means -----   | 8         | —              | —            | —            | —              | —              | —              | —              | 8             | 250+             |
| <b>Air conditioning</b> -----   | <b>44</b> | —              | —            | —            | —              | —              | —              | 18             | 26            | 250+             |
| Central system -----  | —         | —              | —            | —            | —              | —              | —              | —              | —             | —                |
| 1 or more individual room units -----   | 44        | —              | —            | —            | —              | —              | —              | 18             | 26            | 250+             |
| <b>House heating fuel</b> -----   | <b>65</b> | —              | —            | —            | —              | —              | 15             | 18             | 32            | 249              |
| Utility gas -----   | 14        | —              | —            | —            | —              | —              | —              | —              | 14            | 250+             |
| Bottled, tank, or LP gas -----  | —         | —              | —            | —            | —              | —              | —              | —              | —             | —                |
| Electricity -----   | 10        | —              | —            | —            | —              | —              | —              | —              | 10            | 250+             |
| Fuel oil, kerosene, etc. -----  | 41        | —              | —            | —            | —              | —              | 15             | 18             | 8             | 215              |
| Other -----   | —         | —              | —            | —            | —              | —              | —              | —              | —             | —                |

Table D—31. Year Structure Built for Owner- and Renter-Occupied Housing Units With a Black Householder: 1980

[Data are estimates based on a sample, see Introduction. For meaning of symbols, see Introduction. For definitions of terms, see appendixes A and B]

| Irvington town                                 | Owner-occupied housing units |                    |              |              |              |                 | Renter-occupied housing units |                    |              |              |              |                 |
|--|------------------------------|--------------------|--------------|--------------|--------------|-----------------|-------------------------------|--------------------|--------------|--------------|--------------|-----------------|
|  | Total                        | 1975 to March 1980 | 1970 to 1974 | 1960 to 1969 | 1940 to 1959 | 1939 or earlier | Total                         | 1975 to March 1980 | 1970 to 1974 | 1960 to 1969 | 1940 to 1959 | 1939 or earlier |
| Occupied housing units                         | 2 401                        | 20                 | 8            | 254          | 1 016        | 1 103           | 5 484                         | 138                | 135          | 988          | 2 846        | 1 377           |
| <b>HOUSEHOLD TYPE AND AGE OF HOUSEHOLDER</b>   |                              |                    |              |              |              |                 |                               |                    |              |              |              |                 |
| Married-couple families                        | 1 677                        | 14                 | 8            | 176          | 711          | 768             | 1 476                         | 40                 | 21           | 240          | 782          | 393             |
| 15 to 24 years                                 | 28                           | —                  | —            | 28           | —            | —               | 122                           | 12                 | —            | 23           | 54           | 33              |
| 25 to 34 years                                 | 465                          | 6                  | —            | 14           | 284          | 161             | 634                           | 11                 | 13           | 170          | 330          | 110             |
| 35 to 44 years                                 | 574                          | 8                  | —            | 67           | 228          | 271             | 400                           | 17                 | —            | 35           | 217          | 131             |
| 45 to 64 years                                 | 585                          | —                  | 8            | 60           | 199          | 318             | 261                           | —                  | —            | 8            | 144          | 109             |
| 65 years and over                              | 25                           | —                  | —            | 7            | —            | 18              | 59                            | —                  | 8            | 4            | 37           | 10              |
| Male householder, no wife present              | 239                          | —                  | —            | 21           | 100          | 118             | 1 343                         | 23                 | 52           | 295          | 798          | 175             |
| 15 to 24 years                                 | —                            | —                  | —            | —            | —            | —               | 250                           | 8                  | 15           | 51           | 161          | 15              |
| 25 to 34 years                                 | 49                           | —                  | —            | —            | 30           | 19              | 558                           | 15                 | 15           | 163          | 320          | 45              |
| 35 to 44 years                                 | 105                          | —                  | —            | 12           | 32           | 61              | 289                           | —                  | 7            | 53           | 174          | 55              |
| 45 to 64 years                                 | 79                           | —                  | —            | 9            | 38           | 32              | 190                           | —                  | 15           | 28           | 110          | 37              |
| 65 years and over                              | 6                            | —                  | —            | —            | —            | 6               | 56                            | —                  | —            | —            | 33           | 23              |
| Female householder, no husband present         | 485                          | 6                  | —            | 57           | 205          | 217             | 2 665                         | 75                 | 62           | 453          | 1 266        | 809             |
| 15 to 24 years                                 | —                            | —                  | —            | —            | —            | —               | 335                           | —                  | 18           | 52           | 189          | 76              |
| 25 to 34 years                                 | 120                          | 6                  | —            | 15           | 73           | 26              | 1 159                         | 37                 | 35           | 215          | 588          | 284             |
| 35 to 44 years                                 | 207                          | —                  | —            | 13           | 67           | 127             | 594                           | 22                 | —            | 62           | 299          | 211             |
| 45 to 64 years                                 | 130                          | —                  | —            | 29           | 58           | 43              | 538                           | 7                  | 9            | 117          | 188          | 217             |
| 65 years and over                              | 28                           | —                  | —            | —            | 7            | 21              | 39                            | 9                  | —            | 7            | 2            | 21              |
| Median age                                     | 40.4                         | 33.3               | 52.5         | 40.9         | 38.0         | 42.4            | 33.3                          | 31.8               | 29.2         | 30.9         | 32.6         | 37.6            |
| <b>YEAR HOUSEHOLDER MOVED INTO UNIT</b>        |                              |                    |              |              |              |                 |                               |                    |              |              |              |                 |
| 1979 to March 1980                             | 630                          | 12                 | —            | 84           | 257          | 277             | 1 988                         | 62                 | 59           | 345          | 1 015        | 507             |
| 1975 to 1978                                   | 915                          | 8                  | 8            | 79           | 524          | 296             | 2 477                         | 76                 | 71           | 505          | 1 265        | 560             |
| 1970 to 1974                                   | 652                          | —                  | —            | 75           | 166          | 411             | 782                           | —                  | 5            | 108          | 439          | 230             |
| 1960 to 1969                                   | 166                          | —                  | —            | 16           | 59           | 91              | 171                           | —                  | —            | 30           | 87           | 54              |
| 1959 or earlier                                | 38                           | —                  | —            | —            | 10           | 28              | 66                            | —                  | —            | —            | 40           | 26              |
| <b>ROOMS</b>                                   |                              |                    |              |              |              |                 |                               |                    |              |              |              |                 |
| 1 room   | 20                           | —                  | —            | —            | 8            | 12              | 538                           | 13                 | 45           | 120          | 333          | 27              |
| 2 rooms  | 8                            | —                  | —            | —            | 8            | —               | 337                           | —                  | 17           | 108          | 156          | 56              |
| 3 rooms  | 35                           | —                  | —            | —            | 12           | 23              | 1 342                         | 40                 | 17           | 301          | 765          | 219             |
| 4 rooms  | 153                          | —                  | —            | 13           | 71           | 69              | 1 442                         | 32                 | 36           | 211          | 739          | 424             |
| 5 rooms  | 766                          | —                  | —            | 89           | 321          | 356             | 1 263                         | 48                 | 20           | 167          | 574          | 454             |
| 6 rooms  | 834                          | 14                 | 8            | 107          | 333          | 372             | 483                           | 5                  | —            | 69           | 226          | 183             |
| 7 or more rooms                                | 585                          | 6                  | —            | 45           | 263          | 271             | 79                            | —                  | —            | 12           | 53           | 14              |
| Median   | 5.8                          | 6.2                | 6.0          | 5.7          | 5.8          | 5.7             | 3.9                           | 4.0                | 2.8          | 3.4          | 3.7          | 4.4             |
| <b>PLUMBING FACILITIES BY PERSONS PER ROOM</b> |                              |                    |              |              |              |                 |                               |                    |              |              |              |                 |
| Complete plumbing for exclusive use            | 2 342                        | 20                 | 8            | 254          | 986          | 1 074           | 5 315                         | 127                | 128          | 971          | 2 761        | 1 328           |
| 0.50 or less                                   | 860                          | 14                 | —            | 101          | 328          | 417             | 2 058                         | 49                 | 50           | 457          | 1 037        | 465             |
| 0.51 to 1.00                                   | 1 250                        | 6                  | 8            | 125          | 579          | 532             | 2 854                         | 61                 | 78           | 462          | 1 469        | 784             |
| 1.01 to 1.50                                   | 209                          | —                  | —            | 28           | 73           | 108             | 277                           | 12                 | —            | 32           | 170          | 63              |
| 1.51 or more                                   | 23                           | —                  | —            | —            | 6            | 17              | 126                           | 5                  | —            | 20           | 85           | 16              |
| Lacking complete plumbing for exclusive use    | 59                           | —                  | —            | —            | 30           | 29              | 169                           | 11                 | 7            | 17           | 85           | 49              |
| 0.50 or less                                   | 38                           | —                  | —            | —            | 24           | 14              | 67                            | —                  | —            | 9            | 46           | 12              |
| 0.51 to 1.00                                   | 13                           | —                  | —            | —            | 6            | 7               | 95                            | 11                 | 7            | 8            | 39           | 30              |
| 1.01 to 1.50                                   | 8                            | —                  | —            | —            | —            | 8               | —                             | —                  | —            | —            | —            | —               |
| 1.51 or more                                   | —                            | —                  | —            | —            | —            | —               | 7                             | —                  | —            | —            | —            | 7               |
| <b>PERSONS IN UNIT</b>                         |                              |                    |              |              |              |                 |                               |                    |              |              |              |                 |
| 1 person                                       | 219                          | —                  | —            | 26           | 89           | 104             | 1 723                         | 35                 | 59           | 400          | 962          | 267             |
| 2 persons                                      | 414                          | 8                  | —            | 45           | 146          | 215             | 1 368                         | 34                 | 63           | 259          | 721          | 291             |
| 3 persons                                      | 402                          | 6                  | —            | 43           | 194          | 159             | 1 044                         | 31                 | 13           | 190          | 488          | 322             |
| 4 persons                                      | 564                          | —                  | —            | 35           | 299          | 230             | 716                           | 11                 | —            | 77           | 341          | 287             |
| 5 persons                                      | 359                          | 6                  | —            | 53           | 100          | 200             | 333                           | 15                 | —            | 33           | 177          | 108             |
| 6 or more persons                              | 443                          | —                  | 8            | 52           | 188          | 195             | 300                           | 12                 | —            | 29           | 157          | 102             |
| Median   | 3.79                         | 2.83               | 6.00         | 3.87         | 3.76         | 3.82            | 2.24                          | 2.50               | 1.63         | 1.86         | 2.14         | 2.91            |
| Total persons                                  | 8 858                        | 56                 | 53           | 951          | 3 649        | 4 149           | 14 528                        | 351                | 242          | 2 300        | 7 329        | 4 306           |
| <b>UNITS IN STRUCTURE</b>                      |                              |                    |              |              |              |                 |                               |                    |              |              |              |                 |
| 1, detached or attached                        | 894                          | 12                 | —            | 67           | 461          | 354             | 58                            | 4                  | —            | —            | 44           | 10              |
| 2  | 973                          | 8                  | 8            | 147          | 353          | 457             | 1 247                         | 25                 | 25           | 159          | 667          | 371             |
| 3 and 4  | 493                          | —                  | —            | 33           | 180          | 280             | 1 495                         | 19                 | 9            | 262          | 672          | 533             |
| 5 to 9   | 12                           | —                  | —            | 7            | —            | 5               | 673                           | 52                 | 8            | 128          | 276          | 209             |
| 10 to 49                                       | 6                            | —                  | —            | —            | 6            | —               | 940                           | 31                 | 88           | 304          | 384          | 133             |
| 50 or more                                     | 23                           | —                  | —            | —            | 16           | 7               | 1 063                         | 7                  | 5            | 135          | 795          | 121             |
| Mobile home or trailer, etc.                   | —                            | —                  | —            | —            | —            | —               | 8                             | —                  | —            | —            | 8            | —               |
| <b>SELECTED CHARACTERISTICS</b>                |                              |                    |              |              |              |                 |                               |                    |              |              |              |                 |
| Heating equipment                              | 2 389                        | 20                 | 8            | 254          | 1 009        | 1 098           | 5 459                         | 138                | 135          | 988          | 2 830        | 1 368           |
| Steam or hot water system                      | 1 794                        | 12                 | 8            | 138          | 725          | 911             | 3 703                         | 97                 | 66           | 575          | 1 961        | 1 004           |
| Central warm-air furnace or electric heat pump | 230                          | 8                  | —            | 76           | 83           | 63              | 734                           | 12                 | 34           | 220          | 380          | 88              |
| Other built-in electric units                  | 49                           | —                  | —            | 4            | 45           | —               | 284                           | 10                 | 28           | 90           | 110          | 46              |
| Floor, wall, or pipeless furnace               | 25                           | —                  | —            | —            | 25           | —               | 166                           | —                  | —            | 18           | 99           | 49              |
| Other means                                    | 291                          | —                  | —            | 36           | 131          | 124             | 572                           | 19                 | 7            | 85           | 280          | 181             |
| Air conditioning                               | 1 464                        | 8                  | —            | 198          | 611          | 647             | 2 183                         | 73                 | 117          | 559          | 1 005        | 429             |
| Central system                                 | 116                          | 8                  | —            | 52           | 23           | 33              | 289                           | 34                 | 7            | 68           | 155          | 25              |
| 1 or more individual room units                | 1 348                        | —                  | —            | 146          | 588          | 614             | 1 894                         | 39                 | 110          | 491          | 850          | 404             |
| House heating fuel                             | 2 389                        | 20                 | 8            | 254          | 1 009        | 1 098           | 5 459                         | 138                | 135          | 988          | 2 830        | 1 368           |
| Utility gas                                    | 1 018                        | 14                 | —            | 180          | 375          | 449             | 2 126                         | 75                 | 73           | 334          | 1 195        | 449             |
| Bottled, tank, or LP gas                       | 25                           | —                  | —            | 14           | 5            | 6               | 103                           | —                  | —            | 19           | 53           | 31              |
| Electricity                                    | 82                           | —                  | —            | 4            | 78           | —               | 381                           | 18                 | 37           | 117          | 156          | 53              |
| Fuel oil, kerosene, etc.                       | 1 256                        | 6                  | 8            | 56           | 543          | 643             | 2 806                         | 41                 | 25           | 509          | 1 401        | 830             |
| Other  | 8                            | —                  | —            | —            | 8            | —               | 43                            | 4                  | —            | 9            | 25           | 5               |
| Income in 1979 below poverty level             | 160                          | —                  | —            | 11           | 70           | 79              | 1 170                         | 30                 | 61           | 228          | 536          | 315             |
| Percent below poverty level                    | 6.7                          | —                  | —            | 4.3          | 6.9          | 7.2             | 21.3                          | 21.7               | 45.2         | 23.1         | 18.8         | 22.9            |
| <b>HOUSEHOLD INCOME IN 1979</b>                |                              |                    |              |              |              |                 |                               |                    |              |              |              |                 |
| Less than \$5,000                              | 119                          | —                  | —            | 4            | 60           | 55              | 972                           | 30                 | 61           | 187          | 424          | 270             |
| \$5,000 to \$9,999                             | 100                          | —                  | —            | 21           | 34           | 45              | 1 043                         | 23                 | —            | 155          | 597          | 268             |
| \$10,000 to \$12,499                           | 167                          | 6                  | —            | 4            | 56           | 101             | 693                           | 16                 | —            | 162          | 378          | 137             |
| \$12,500 to \$14,999                           | 182                          | —                  | 8            | 42           | 50           | 82              | 540                           | —                  | 7            | 104          | 270          | 159             |
| \$15,000 to \$19,999                           | 420                          | —                  | —            | 6            | 183          | 231             | 902                           | 27                 | 35           | 143          | 509          | 188             |
| \$20,000 to \$24,999                           | 440                          | 6                  | —            | 37           | 173          | 224             | 558                           | 23                 | 26           | 113          | 268          | 128             |
| \$25,000 to \$34,999                           | 615                          | —                  | —            | 75           | 332          | 208             | 618                           | 19                 | 6            | 102          | 312          | 179             |
| \$35,000 to \$49,999                           | 280                          | 8                  | —            | 51           | 89           | 132             | 134                           | —                  | —            | 22           | 70           | 42              |
| \$50,000 or more                               | 78                           | —                  | —            | 14           | 39           | 25              | 24                            | —                  | —            | —            | 18           | 6               |
| Median   | \$22 223                     | \$21 667           | \$13 750     | \$26 161     | \$23 442     | \$20 794        | \$12 657                      | \$13 750           | \$14 821     | \$12 346     | \$12 722     | \$12 712        |
| Mean   | \$23 505                     | \$26 678           | \$14 340     | \$26 152     | \$24 597     | \$21 899        | \$14 185                      | \$14 284           | \$11 217     | \$13 544     | \$14 516     | \$14 241        |



Table D — 32. Units in Structure for Owner- and Renter-Occupied Housing Units With a Black Householder: 1980

[Data are estimates based on a sample, see Introduction. For meaning of symbols, see Introduction. For definitions of terms, see appendixes A and B.]

| Irvington town                                 | Owner-occupied housing units |                              |                 |                              | Renter-occupied housing units |                              |          |               |              |                |                  |                              |
|--|------------------------------|------------------------------|-----------------|------------------------------|-------------------------------|------------------------------|----------|---------------|--------------|----------------|------------------|------------------------------|
|  | Total                        | 1 unit, detached or attached | 2 or more units | Mobile home or trailer, etc. | Total                         | 1 unit, detached or attached | 2 units  | 3 and 4 units | 5 to 9 units | 10 to 49 units | 50 or more units | Mobile home or trailer, etc. |
| Occupied housing units                         | 2 401                        | 894                          | 1 507           | —                            | 5 484                         | 58                           | 1 247    | 1 495         | 673          | 940            | 1 063            | 8                            |
| Condominium housing units                      | 23                           | —                            | 23              | —                            | 119                           | —                            | —        | —             | —            | 11             | 108              | —                            |
| <b>HOUSEHOLD TYPE AND AGE OF HOUSEHOLDER</b>   |                              |                              |                 |                              |                               |                              |          |               |              |                |                  |                              |
| Married-couple families                        | 1 677                        | 690                          | 987             | —                            | 1 476                         | 16                           | 442      | 486           | 151          | 178            | 203              | —                            |
| 15 to 24 years                                 | 28                           | 9                            | 19              | —                            | 122                           | 4                            | 19       | 41            | 8            | 29             | 21               | —                            |
| 25 to 34 years                                 | 465                          | 259                          | 206             | —                            | 634                           | 5                            | 212      | 200           | 29           | 103            | 85               | —                            |
| 35 to 44 years                                 | 574                          | 252                          | 322             | —                            | 400                           | 7                            | 136      | 143           | 64           | 27             | 23               | —                            |
| 45 to 64 years                                 | 585                          | 164                          | 421             | —                            | 261                           | —                            | 60       | 86            | 29           | 19             | 6                | —                            |
| 65 years and over                              | 25                           | 6                            | 19              | —                            | 59                            | —                            | 15       | 16            | 21           | —              | —                | —                            |
| Male householder, no wife present              | 239                          | 43                           | 196             | —                            | 1 343                         | 5                            | 211      | 226           | 132          | 342            | 427              | —                            |
| 15 to 24 years                                 | —                            | —                            | —               | —                            | 250                           | —                            | 49       | 48            | 9            | 68             | 76               | —                            |
| 25 to 34 years                                 | 49                           | 11                           | 38              | —                            | 558                           | —                            | 74       | 115           | 36           | 179            | 154              | —                            |
| 35 to 44 years                                 | 105                          | 24                           | 81              | —                            | 289                           | —                            | 46       | 35            | 46           | 52             | 110              | —                            |
| 45 to 64 years                                 | 79                           | 8                            | 71              | —                            | 190                           | —                            | 10       | 28            | 28           | 43             | 81               | —                            |
| 65 years and over                              | 6                            | —                            | 6               | —                            | 56                            | —                            | 5        | 9             | 13           | —              | 6                | —                            |
| Female householder, no husband present         | 485                          | 161                          | 324             | —                            | 2 665                         | 37                           | 594      | 783           | 390          | 420            | 433              | 8                            |
| 15 to 24 years                                 | —                            | —                            | —               | —                            | 335                           | 8                            | 70       | 79            | 36           | 58             | 76               | 8                            |
| 25 to 34 years                                 | 120                          | 39                           | 81              | —                            | 1 159                         | 10                           | 201      | 331           | 198          | 234            | 185              | —                            |
| 35 to 44 years                                 | 207                          | 100                          | 107             | —                            | 594                           | 9                            | 154      | 210           | 78           | 57             | 86               | —                            |
| 45 to 64 years                                 | 130                          | 13                           | 117             | —                            | 538                           | 10                           | 148      | 154           | 69           | 71             | 86               | —                            |
| 65 years and over                              | 28                           | 9                            | 19              | —                            | 39                            | —                            | 21       | 9             | —            | —              | —                | —                            |
| Median age                                     | 40.4                         | 38.1                         | 42.6            | —                            | 33.3                          | 36.0                         | 35.0     | 33.9          | 36.1         | 29.5           | 32.5             | 22.5                         |
| <b>YEAR HOUSEHOLDER MOVED INTO UNIT</b>        |                              |                              |                 |                              |                               |                              |          |               |              |                |                  |                              |
| 1979 to March 1980                             | 630                          | 266                          | 364             | —                            | 1 988                         | 12                           | 514      | 433           | 252          | 410            | 367              | —                            |
| 1975 to 1978                                   | 915                          | 454                          | 461             | —                            | 2 477                         | 37                           | 457      | 749           | 291          | 381            | 554              | 8                            |
| 1970 to 1974                                   | 652                          | 143                          | 509             | —                            | 782                           | 9                            | 174      | 238           | 105          | 136            | 120              | —                            |
| 1960 to 1969                                   | 166                          | 21                           | 145             | —                            | 171                           | —                            | 89       | 49            | 18           | 9              | 6                | —                            |
| 1959 or earlier                                | 38                           | 10                           | 28              | —                            | 66                            | —                            | 13       | 26            | 7            | 4              | 16               | —                            |
| <b>ROOMS</b>                                   |                              |                              |                 |                              |                               |                              |          |               |              |                |                  |                              |
| 1 room   | 20                           | —                            | 20              | —                            | 538                           | —                            | —        | —             | 23           | 173            | 342              | —                            |
| 2 rooms  | 8                            | —                            | 8               | —                            | 337                           | —                            | 7        | 46            | 46           | 117            | 121              | —                            |
| 3 rooms  | 35                           | 6                            | 29              | —                            | 1 342                         | —                            | 126      | 165           | 126          | 437            | 480              | 8                            |
| 4 rooms  | 153                          | —                            | 153             | —                            | 1 442                         | 12                           | 345      | 520           | 256          | 195            | 114              | —                            |
| 5 rooms  | 766                          | 98                           | 668             | —                            | 1 263                         | 3                            | 555      | 479           | 202          | 18             | 6                | —                            |
| 6 rooms  | 834                          | 373                          | 461             | —                            | 483                           | 29                           | 164      | 270           | 20           | —              | —                | —                            |
| 7 or more rooms                                | 585                          | 417                          | 168             | —                            | 79                            | 14                           | 50       | 15            | —            | —              | —                | —                            |
| Median   | 5.8                          | 6.4                          | 5.3             | —                            | 3.9                           | 6.0                          | 4.8      | 4.5           | 4.1          | 2.9            | 2.6              | 3.0                          |
| <b>PLUMBING FACILITIES BY PERSONS PER ROOM</b> |                              |                              |                 |                              |                               |                              |          |               |              |                |                  |                              |
| Complete plumbing for exclusive use            | 2 342                        | 894                          | 1 448           | —                            | 5 315                         | 58                           | 1 188    | 1 445         | 655          | 933            | 1 028            | 8                            |
| 0.50 or less                                   | 860                          | 327                          | 533             | —                            | 2 058                         | 24                           | 527      | 529           | 227          | 370            | 381              | —                            |
| 0.51 to 1.00                                   | 1 250                        | 517                          | 733             | —                            | 2 854                         | 30                           | 613      | 760           | 354          | 502            | 587              | 8                            |
| 1.01 to 1.50                                   | 209                          | 44                           | 165             | —                            | 277                           | 4                            | 35       | 143           | 62           | 18             | 15               | —                            |
| 1.51 or more                                   | 23                           | 6                            | 17              | —                            | 126                           | —                            | 13       | 13            | 12           | 43             | 45               | —                            |
| Lacking complete plumbing for exclusive use    | 59                           | —                            | 59              | —                            | 169                           | —                            | 59       | 50            | 18           | 7              | 35               | —                            |
| 0.50 or less                                   | 38                           | —                            | 38              | —                            | 67                            | —                            | 20       | 12            | —            | —              | 35               | —                            |
| 0.51 to 1.00                                   | 13                           | —                            | 13              | —                            | 95                            | —                            | 39       | 31            | 18           | 7              | —                | —                            |
| 1.01 to 1.50                                   | 8                            | —                            | 8               | —                            | —                             | —                            | —        | —             | —            | —              | —                | —                            |
| 1.51 or more                                   | —                            | —                            | —               | —                            | 7                             | —                            | —        | 7             | —            | —              | —                | —                            |
| <b>BEDROOMS</b>                                |                              |                              |                 |                              |                               |                              |          |               |              |                |                  |                              |
| None   | 20                           | —                            | 20              | —                            | 561                           | —                            | —        | —             | 38           | 181            | 342              | —                            |
| 1  | 139                          | 6                            | 133             | —                            | 1 712                         | —                            | 142      | 274           | 155          | 532            | 601              | 8                            |
| 2  | 636                          | 119                          | 517             | —                            | 2 076                         | 12                           | 670      | 719           | 340          | 215            | 120              | —                            |
| 3  | 1 255                        | 565                          | 690             | —                            | 978                           | 27                           | 381      | 431           | 127          | 12             | —                | —                            |
| 4  | 258                          | 150                          | 108             | —                            | 144                           | 13                           | 54       | 64            | 13           | —              | —                | —                            |
| 5 or more                                      | 93                           | 54                           | 39              | —                            | 13                            | 6                            | —        | 7             | —            | —              | —                | —                            |
| <b>HOUSEHOLD INCOME IN 1979</b>                |                              |                              |                 |                              |                               |                              |          |               |              |                |                  |                              |
| Less than \$5,000                              | 119                          | 36                           | 83              | —                            | 972                           | 15                           | 198      | 351           | 157          | 166            | 77               | 8                            |
| \$5,000 to \$9,999                             | 100                          | 11                           | 89              | —                            | 1 043                         | 13                           | 215      | 312           | 149          | 130            | 224              | —                            |
| \$10,000 to \$12,499                           | 167                          | 44                           | 123             | —                            | 693                           | —                            | 151      | 150           | 83           | 128            | 181              | —                            |
| \$12,500 to \$14,999                           | 182                          | 71                           | 111             | —                            | 540                           | —                            | 128      | 115           | 77           | 115            | 105              | —                            |
| \$15,000 to \$19,999                           | 420                          | 141                          | 279             | —                            | 902                           | 18                           | 188      | 221           | 81           | 177            | 217              | —                            |
| \$20,000 to \$24,999                           | 440                          | 142                          | 298             | —                            | 558                           | —                            | 133      | 153           | 64           | 85             | 123              | —                            |
| \$25,000 to \$34,999                           | 615                          | 283                          | 332             | —                            | 618                           | 9                            | 188      | 152           | 53           | 120            | 96               | —                            |
| \$35,000 to \$49,999                           | 280                          | 132                          | 148             | —                            | 134                           | 3                            | 36       | 41            | 9            | 13             | 32               | —                            |
| \$50,000 or more                               | 78                           | 34                           | 44              | —                            | 24                            | —                            | 10       | —             | —            | 6              | 8                | —                            |
| Median   | \$22 223                     | \$25 060                     | \$20 968        | —                            | \$12 657                      | \$15 417                     | \$13 662 | \$11 408      | \$10 919     | \$13 500       | \$13 679         | \$3 750                      |
| Mean   | \$23 505                     | \$25 730                     | \$22 185        | —                            | \$14 185                      | \$14 130                     | \$15 577 | \$12 910      | \$12 481     | \$14 239       | \$15 450         | \$4 510                      |
| <b>SELECTED CHARACTERISTICS</b>                |                              |                              |                 |                              |                               |                              |          |               |              |                |                  |                              |
| Heating equipment                              | 2 389                        | 894                          | 1 495           | —                            | 5 459                         | 58                           | 1 238    | 1 479         | 673          | 940            | 1 063            | 8                            |
| Steam or hot water system                      | 1 794                        | 645                          | 1 149           | —                            | 3 703                         | 32                           | 872      | 1 138         | 494          | 657            | 502              | 8                            |
| Central warm-air furnace or electric heat pump | 230                          | 83                           | 147             | —                            | 734                           | 4                            | 150      | 145           | 44           | 153            | 238              | —                            |
| Other built-in electric units                  | 49                           | 37                           | 12              | —                            | 284                           | —                            | 51       | 30            | 47           | 88             | 68               | —                            |
| Floor, wall, or pipeless furnace               | 25                           | 13                           | 12              | —                            | 166                           | 3                            | 45       | 14            | 22           | 12             | 70               | —                            |
| Other means                                    | 291                          | 116                          | 175             | —                            | 572                           | 19                           | 120      | 152           | 66           | 30             | 185              | —                            |
| Air conditioning                               | 1 464                        | 569                          | 895             | —                            | 2 183                         | 22                           | 477      | 493           | 280          | 594            | 317              | —                            |
| Central system                                 | 116                          | 25                           | 91              | —                            | 289                           | —                            | 51       | 36            | 43           | 104            | 55               | —                            |
| Vehicles available                             | 2 242                        | 863                          | 1 379           | —                            | 3 677                         | 26                           | 903      | 897           | 382          | 692            | 777              | —                            |
| 1  | 1 115                        | 348                          | 767             | —                            | 2 955                         | 16                           | 631      | 712           | 344          | 567            | 685              | —                            |
| 2 or more                                      | 1 127                        | 515                          | 612             | —                            | 722                           | 10                           | 272      | 185           | 38           | 125            | 92               | —                            |
| House heating fuel                             | 2 389                        | 894                          | 1 495           | —                            | 5 459                         | 58                           | 1 238    | 1 479         | 673          | 940            | 1 063            | 8                            |
| Utility gas                                    | 1 018                        | 335                          | 683             | —                            | 2 126                         | 15                           | 612      | 566           | 213          | 312            | 400              | 8                            |
| Bottled, tank, or LP gas                       | 25                           | —                            | 25              | —                            | 103                           | 10                           | —        | 33            | 24           | 20             | 16               | —                            |
| Electricity                                    | 82                           | 57                           | 25              | —                            | 381                           | —                            | 57       | 51            | 59           | 137            | 77               | —                            |
| Fuel oil, kerosene, etc.                       | 1 256                        | 502                          | 754             | —                            | 2 806                         | 29                           | 557      | 329           | 377          | 462            | 552              | —                            |
| Other  | 8                            | —                            | 8               | —                            | 43                            | 4                            | 12       | —             | —            | 9              | 18               | —                            |
| Water heating fuel                             | 2 396                        | 894                          | 1 502           | —                            | 5 470                         | 58                           | 1 238    | 1 490         | 673          | 940            | 1 063            | 8                            |
| Utility gas                                    | 1 295                        | 452                          | 843             | —                            | 2 491                         | 27                           | 624      | 752           | 213          | 417            | 450              | 8                            |
| Bottled, tank, or LP gas                       | 87                           | 43                           | 44              | —                            | 248                           | 15                           | 67       | 53            | 58           | 23             | 32               | —                            |
| Electricity                                    | 68                           | 21                           | 47              | —                            | 220                           | —                            | 45       | 20            | 51           | 73             | 31               | —                            |
| Fuel oil, kerosene, etc.                       | 940                          | 378                          | 562             | —                            | 2 451                         | 16                           | 495      | 658           | 338          | 412            | 532              | —                            |
| Other  | 6                            | —                            | 6               | —                            | 60                            | —                            | 7        | —             | 13           | 15             | 18               | —                            |
| Family householder                             | 2 160                        | 842                          | 1 318           | —                            | 3 467                         | 58                           | 940      | 1 228         | 470          | 417            | 346              | 8                            |
| With own children under 18 years               | 1 529                        | 678                          | 851             | —                            | 2 447                         | 49                           | 663      | 922           | 366          | 255            | 184              | 8                            |
| With own children under 6 years                | 521                          | 237                          | 284             | —                            | 1 123                         | 24                           | 302      | 362           | 175          | 138            | 114              | 8                            |
| Female householder, no husband present         | 371                          | 133                          | 238             | —                            | 1 748                         | 37                           | 452      | 646           | 292          | 207            | 106              | 8                            |
| With own children under 18 years               | 266                          | 124                          | 142             | —                            | 1 426                         | 33                           | 329      | 549           | 253          | 173            | 81               | 8                            |
| With own children under 6 years                | 62                           | 28                           | 34              | —                            | 512                           | 11                           | 100      | 171           | 103          | 74             | 45               | 8                            |
| Nonfamily householder                          | 241                          | 52                           | 189             | —                            | 2 017                         | —                            | 307      | 203           | 523          | 717            | 77               | —                            |
| Income in 1979 below poverty level             | 160                          | 40                           | 120             | —                            | 1 170                         | 24                           | 230      | 457           | 199          | 184            | 68               | 8                            |
| Percent below poverty level                    | 6.7                          | 4.5                          | 8.0             | —                            | 21.3                          | 41.4                         | 18.4     | 30.6          | 29.6         | 19.6           | 6.4              | 100.0                        |

Table D — 33. Owner- and Renter-Occupied Housing Units With a Black Householder by Size of Household: 1980

[Oto are estimates based on a sample, see Introduction. For meaning of symbols, see Introduction. For definitions of terms, see appendixes A and B]

| Irvington town  | Total    | 1 person | 2 persons | 3 persons | 4 persons | 5 persons | 6 persons | 7 persons | 8 or more persons | Median | Total persons |
|---|----------|----------|-----------|-----------|-----------|-----------|-----------|-----------|-------------------|--------|---------------|
| <b>Owner-occupied housing units</b> .....                                   | 2 401    | 219      | 414       | 402       | 564       | 359       | 240       | 135       | 68                | 3.79   | 8 858         |
| Nonrelatives present .....  | 164      | —        | 8         | 31        | 41        | 35        | 26        | 14        | 9                 | 4.56   | 754           |
| <b>ROOMS</b>  |          |          |           |           |           |           |           |           |                   |        |               |
| 1 to 3 rooms .....  | 63       | 16       | 16        | 12        | 13        | —         | 6         | —         | —                 | 2.47   | 168           |
| 4 rooms .....   | 153      | 14       | 77        | 18        | 33        | 11        | —         | —         | —                 | 2.31   | 419           |
| 5 rooms .....   | 766      | 108      | 148       | 177       | 135       | 82        | 70        | 46        | —                 | 3.22   | 2 636         |
| 6 rooms .....   | 834      | 68       | 118       | 111       | 224       | 161       | 101       | 27        | 24                | 4.04   | 3 049         |
| 7 rooms .....   | 387      | 13       | 41        | 77        | 100       | 48        | 47        | 43        | 18                | 4.13   | 1 641         |
| 8 or more rooms .....   | 198      | —        | 14        | 7         | 59        | 57        | 16        | 19        | 26                | 4.83   | 945           |
| Median .....  | 5.8      | 5.2      | 5.3       | 5.5       | 6.0       | 6.0       | 5.9       | 6.3       | 7.1               | ...    | ...           |
| <b>PLUMBING FACILITIES BY PERSONS PER ROOM</b>                              |          |          |           |           |           |           |           |           |                   |        |               |
| <b>Complete plumbing for exclusive use</b> .....                            | 2 342    | 219      | 398       | 381       | 556       | 359       | 226       | 135       | 68                | 3.81   | 8 666         |
| 1.00 or less .....  | 2 110    | 219      | 398       | 369       | 543       | 348       | 158       | 62        | 13                | 3.63   | 7 156         |
| 1.01 to 1.50 .....  | 209      | —        | —         | —         | 13        | 11        | 62        | 73        | 50                | 6.75   | 1 397         |
| 1.51 or more .....  | 23       | —        | —         | 12        | —         | —         | 6         | —         | 5                 | 3.46   | 113           |
| <b>Lacking complete plumbing for exclusive use</b> .....                    | 59       | —        | 16        | 21        | 8         | —         | 14        | —         | —                 | 3.14   | 192           |
| 1.00 or less .....  | 51       | —        | 16        | 21        | 8         | —         | 6         | —         | —                 | 2.95   | 147           |
| 1.01 to 1.50 .....  | 8        | —        | —         | —         | —         | —         | 8         | —         | —                 | 6.00   | 45            |
| 1.51 or more .....  | —        | —        | —         | —         | —         | —         | —         | —         | —                 | —      | —             |
| <b>UNITS IN STRUCTURE</b>   |          |          |           |           |           |           |           |           |                   |        |               |
| 1, detached or attached .....   | 894      | 36       | 116       | 145       | 246       | 159       | 101       | 60        | 31                | 4.11   | 3 531         |
| 2 or more .....   | 1 507    | 183      | 298       | 257       | 318       | 200       | 139       | 75        | 37                | 3.55   | 5 327         |
| Mobile home or trailer, etc. ....   | —        | —        | —         | —         | —         | —         | —         | —         | —                 | —      | —             |
| <b>VALUE</b>  |          |          |           |           |           |           |           |           |                   |        |               |
| <b>Specified owner-occupied housing units</b> .....                         | 846      | 25       | 109       | 128       | 238       | 159       | 101       | 60        | 26                | 4.18   | 3 390         |
| Less than \$10,000 .....  | —        | —        | —         | —         | —         | —         | —         | —         | —                 | —      | —             |
| \$10,000 to \$19,999 .....  | 37       | 9        | —         | —         | 18        | 10        | —         | —         | —                 | 4.03   | 124           |
| \$20,000 to \$29,999 .....  | 97       | —        | 5         | 42        | 18        | 5         | —         | 17        | 10                | 3.58   | 423           |
| \$30,000 to \$39,999 .....  | 384      | 16       | 71        | 68        | 108       | 43        | 47        | 15        | 16                | 3.84   | 1 430         |
| \$40,000 to \$49,999 .....  | 227      | —        | 30        | 14        | 63        | 78        | 32        | 10        | —                 | 4.58   | 918           |
| \$50,000 to \$59,999 .....  | 71       | —        | 3         | 4         | 31        | 6         | 19        | 8         | —                 | 4.42   | 336           |
| \$60,000 to \$79,999 .....  | 30       | —        | —         | —         | —         | 17        | 3         | 10        | —                 | 5.38   | 159           |
| \$80,000 to \$99,999 .....  | —        | —        | —         | —         | —         | —         | —         | —         | —                 | —      | —             |
| \$100,000 to \$149,999 .....  | —        | —        | —         | —         | —         | —         | —         | —         | —                 | —      | —             |
| \$150,000 or more .....   | —        | —        | —         | —         | —         | —         | —         | —         | —                 | —      | —             |
| Median .....  | \$37 200 | \$31 800 | \$34 800  | \$32 200  | \$37 200  | \$41 700  | \$40 500  | \$38 300  | \$31 700          | ...    | ...           |
| <b>SELECTED CHARACTERISTICS</b>   |          |          |           |           |           |           |           |           |                   |        |               |
| <b>All income levels in 1979</b> .....                                      | 2 401    | 219      | 414       | 402       | 564       | 359       | 240       | 135       | 68                | 3.79   | 8 858         |
| Median income .....   | \$22 223 | \$15 841 | \$17 123  | \$24 453  | \$24 426  | \$22 331  | \$22 941  | \$28 322  | \$39 000          | ...    | ...           |
| Median selected monthly owner costs as percentage of household income ..... | 25.0     | 14.2     | 36.0      | 24.4      | 27.0      | 25.7      | 21.5      | 25.6      | 16.7              | ...    | ...           |
| With a mortgage .....   | 26.2     | 27.5     | 40.0      | 23.6      | 28.7      | 26.1      | 22.3      | 26.7      | 16.7              | ...    | ...           |
| Not mortgaged .....   | 13.2     | 12.5     | 17.5      | 27.5      | 12.5      | 17.5      | 12.5      | 10—       | —                 | ...    | ...           |
| <b>Income in 1979 below poverty level</b> .....                             | 160      | 31       | 32        | 17        | 22        | 25        | 15        | 8         | 10                | 3.50   | ...           |
| Median income .....   | \$2 500  | \$2500—  | \$2500—   | \$2500—   | \$2500—   | \$3 472   | \$8 750   | \$3 750   | \$9 583           | ...    | ...           |
| Median selected monthly owner costs as percentage of household income ..... | 50+      | —        | —         | —         | —         | 50+       | 50+       | —         | —                 | ...    | ...           |
| With a mortgage .....   | 50+      | —        | —         | —         | —         | 50+       | 50+       | —         | —                 | ...    | ...           |
| Not mortgaged .....   | —        | —        | —         | —         | —         | —         | —         | —         | —                 | ...    | ...           |
| <b>Renter-occupied housing units</b> .....                                  | 5 484    | 1 723    | 1 368     | 1 044     | 716       | 333       | 165       | 104       | 31                | 2.24   | 14 528        |
| Nonrelatives present .....  | 578      | —        | 244       | 173       | 62        | 49        | 37        | 13        | —                 | 2.76   | 1 913         |
| <b>ROOMS</b>  |          |          |           |           |           |           |           |           |                   |        |               |
| 1 room .....  | 538      | 470      | 60        | —         | 8         | —         | —         | —         | —                 | 1.07   | 554           |
| 2 rooms .....   | 337      | 196      | 100       | 9         | 24        | —         | 8         | —         | —                 | 1.36   | 556           |
| 3 rooms .....   | 1 342    | 715      | 452       | 136       | 28        | —         | 11        | —         | —                 | 1.44   | 2 335         |
| 4 rooms .....   | 1 442    | 217      | 482       | 407       | 228       | 78        | 17        | 13        | —                 | 2.55   | 4 102         |
| 5 rooms .....   | 1 263    | 119      | 201       | 382       | 290       | 165       | 56        | 41        | 9                 | 3.32   | 4 433         |
| 6 rooms .....   | 483      | 6        | 60        | 101       | 120       | 83        | 65        | 33        | 15                | 4.12   | 2 115         |
| 7 or more rooms .....   | 79       | —        | 13        | 9         | 18        | 7         | 8         | 17        | 7                 | 4.47   | 433           |
| Median .....  | 3.9      | 2.8      | 3.6       | 4.4       | 4.7       | 5.0       | 5.3       | 5.5       | 5.9               | ...    | ...           |
| <b>PLUMBING FACILITIES BY PERSONS PER ROOM</b>                              |          |          |           |           |           |           |           |           |                   |        |               |
| <b>Complete plumbing for exclusive use</b> .....                            | 5 315    | 1 662    | 1 355     | 986       | 702       | 325       | 150       | 104       | 31                | 2.23   | 14 076        |
| 1.00 or less .....  | 4 912    | 1 662    | 1 295     | 977       | 642       | 247       | 65        | 17        | 7                 | 2.11   | 12 084        |
| 1.01 to 1.50 .....  | 277      | —        | —         | 9         | 28        | 78        | 73        | 74        | 15                | 5.82   | 1 566         |
| 1.51 or more .....  | 126      | —        | 60        | —         | 32        | —         | 12        | 13        | 9                 | 3.59   | 426           |
| <b>Lacking complete plumbing for exclusive use</b> .....                    | 169      | 61       | 13        | 58        | 14        | 8         | 15        | —         | —                 | 2.68   | 452           |
| 1.00 or less .....  | 162      | 61       | 13        | 58        | 14        | 8         | 8         | —         | —                 | 2.62   | 397           |
| 1.01 to 1.50 .....  | —        | —        | —         | —         | —         | —         | —         | —         | —                 | —      | —             |
| 1.51 or more .....  | 7        | —        | —         | —         | —         | —         | 7         | —         | —                 | 6.00   | 55            |
| <b>UNITS IN STRUCTURE</b>   |          |          |           |           |           |           |           |           |                   |        |               |
| 1, detached or attached .....   | 58       | —        | 18        | 7         | 6         | 15        | —         | 8         | 4                 | 4.17   | 291           |
| 2 .....   | 1 247    | 246      | 256       | 334       | 240       | 103       | 38        | 21        | 9                 | 2.86   | 3 776         |
| 3 and 4 .....   | 1 495    | 215      | 334       | 355       | 275       | 146       | 106       | 46        | 18                | 3.06   | 5 176         |
| 5 to 9 .....  | 673      | 149      | 189       | 134       | 102       | 69        | 7         | 23        | —                 | 2.49   | 1 823         |
| 10 to 49 .....  | 940      | 432      | 317       | 117       | 68        | —         | —         | 6         | —                 | 1.62   | 1 782         |
| 50 or more .....  | 1 063    | 681      | 246       | 97        | 25        | —         | —         | 14        | —                 | 1.28   | 1 653         |
| Mobile home or trailer, etc. ....   | 8        | —        | 8         | —         | —         | —         | —         | —         | —                 | 2.00   | 27            |
| <b>GROSS RENT</b>   |          |          |           |           |           |           |           |           |                   |        |               |
| <b>Specified renter-occupied housing units</b> .....                        | 5 478    | 1 723    | 1 368     | 1 044     | 710       | 333       | 165       | 104       | 31                | 2.24   | 14 507        |
| Less than \$100 .....   | —        | —        | —         | —         | —         | —         | —         | —         | —                 | —      | —             |
| \$100 to \$149 .....  | 31       | 15       | 16        | —         | —         | —         | —         | —         | —                 | 1.53   | 44            |
| \$150 to \$199 .....  | 395      | 329      | 32        | —         | 20        | —         | —         | —         | —                 | 1.10   | 478           |
| \$200 to \$249 .....  | 1 303    | 623      | 408       | 151       | 61        | 26        | 16        | 6         | —                 | 1.57   | 2 574         |
| \$250 to \$299 .....  | 1 520    | 406      | 454       | 321       | 211       | 80        | 26        | 22        | —                 | 2.28   | 4 018         |
| \$300 to \$349 .....  | 1 133    | 184      | 275       | 275       | 213       | 97        | 44        | 29        | 16                | 2.89   | 3 496         |
| \$350 to \$399 .....  | 548      | 68       | 120       | 118       | 92        | 81        | 43        | 26        | —                 | 3.23   | 1 962         |
| \$400 to \$499 .....  | 429      | 61       | 40        | 155       | 107       | 37        | 23        | 6         | —                 | 3.23   | 1 495         |
| \$500 or more .....   | 69       | 7        | 15        | 9         | 6         | —         | 11        | 5         | 9                 | 4.08   | 345           |
| No cash rent .....  | 50       | 30       | 8         | 7         | —         | 5         | —         | —         | —                 | 1.33   | 95            |
| Median .....  | \$283    | \$240    | \$273     | \$307     | \$315     | \$330     | \$344     | \$324     | \$330             | ...    | ...           |
| <b>SELECTED CHARACTERISTICS</b>   |          |          |           |           |           |           |           |           |                   |        |               |
| <b>All income levels in 1979</b> .....                                      | 5 484    | 1 723    | 1 368     | 1 044     | 716       | 333       | 165       | 104       | 31                | 2.24   | 14 528        |
| Median income .....   | \$12 657 | \$11 367 | \$13 963  | \$12 111  | \$15 000  | \$11 687  | \$16 250  | \$17 500  | \$22 679          | ...    | ...           |
| Median gross rent as percentage of household income .....                   | 26.4     | 26.2     | 25.6      | 29.9      | 24.6      | 31.0      | 26.8      | 19.7      | 24.7              | ...    | ...           |
| <b>Income in 1979 below poverty level</b> .....                             | 1 170    | 232      | 300       | 235       | 173       | 137       | 61        | 26        | 6                 | 2.73   | ...           |
| Median income .....   | \$2 977  | \$2500—  | \$3 408   | \$2 956   | \$3 401   | \$2 566   | \$5 729   | \$6 711   | \$2500—           | ...    | ...           |
| Median gross rent as percentage of household income .....                   | 50+      | 50+      | 50+       | 50+       | 50+       | 50+       | 50+       | 48.6      | 50+               | ...    | ...           |



Table D — 34. Household Composition and Age of Householder for Owner- and Renter-Occupied Housing Units With a Black Householder: 1980

[Data are estimates based on a sample, see Introduction. For meaning of symbols, see Introduction. For definitions of terms, see appendices A and B.]

| Irvington town  | Married-couple families |         |                |         |                |         |                |         |                   |         | Male householder, no wife present |         |                |         |                | Female householder, no husband present |                |         |                   |         | Median age |
|---|-------------------------|---------|----------------|---------|----------------|---------|----------------|---------|-------------------|---------|-----------------------------------|---------|----------------|---------|----------------|--|----------------|---------|-------------------|---------|------------|
|   | 15 to 24 years          |         | 25 to 34 years |         | 35 to 44 years |         | 45 to 64 years |         | 65 years and over |         | 15 to 24 years                    |         | 25 to 34 years |         | 35 to 44 years |  | 45 to 64 years |         | 65 years and over |         |            |
|   | Total                   | Persons | Total          | Persons | Total          | Persons | Total          | Persons | Total             | Persons | Total                             | Persons | Total          | Persons | Total          | Persons                                | Total          | Persons | Total             | Persons |            |
| <b>Owner-occupied housing units</b> .....   | 2 401                   |         | 28             | 465     | 574            | 585     | 25             |         | 49                | 105     | 79                                | 6       |                | 120     | 207            | 130                                    | 28             |         | 40.4              |         |            |
| <b>PERSONS IN UNIT</b>  |                         |         |                |         |                |         |                |         |                   |         |                                   |         |                |         |                |  |                |         |                   |         |            |
| 1 person.....   | 219                     |         | 15             | 54      | 46             | 112     | 14             |         | 24                | 67      | 22                                | 6       |                | 14      | 29             | 35                                     | 22             |         | 41.3              |         |            |
| 2 persons.....  | 414                     |         | 87             | 158     | 165            | 564     | 5              |         | 6                 | 14      | 31                                | 6       |                | 42      | 71             | 21                                     | 22             |         | 40.5              |         |            |
| 3 persons.....  | 402                     |         | 13             | 359     | 73             | 128     | 2.39           |         | 19                | 22      | 14                                | 1.00    |                | 22      | 32             | 31                                     | —              |         | 42.6              |         |            |
| 4 persons.....  | 564                     |         | 2.43           | 3.79    | 4.43           | 3.77    | 72             |         | —                 | 16      | 2.06                              | 8       |                | 26      | 23             | 14                                     | 6              |         | 38.2              |         |            |
| 5 persons.....  | 359                     |         | 73             | 140     | 128            | 2.39    |                |         | 2.58              | 1.28    | 2.06                              | 1.00    |                | 2.75    | 2.58           | 3.00                                   | 1.14           |         | 41.0              |         |            |
| 6 or more persons.....  | 443                     |         | 73             | 1 738   | 2 297          | 72      |                |         | 138               | 190     | 169                               | 8       |                | 474     | 635            | 450                                    | 65             |         | 41.0              |         |            |
| Median.....   | 3.79                    |         | 73             | 1 738   | 2 297          | 72      |                |         |                   |         |                                   |         |                |         |                |  |                |         | ...               |         |            |
| Total persons.....  | 8 858                   |         |                |         |                |         |                |         |                   |         |                                   |         |                |         |                |  |                |         | ...               |         |            |
| <b>PLUMBING FACILITIES BY PERSONS PER ROOM</b>  |                         |         |                |         |                |         |                |         |                   |         |                                   |         |                |         |                |  |                |         |                   |         |            |
| Complete plumbing for exclusive use.....  | 2 342                   |         | 28             | 457     | 544            | 577     | 25             |         | 49                | 105     | 71                                | 6       |                | 120     | 207            | 125                                    | 28             |         | 40.3              |         |            |
| 1.01 or more persons per room.....  | 222                     |         | —              | 43      | 65             | 78      | —              |         | —                 | 8       | 8                                 | —       |                | 4       | 20             | 14                                     | —              |         | 43.1              |         |            |
| Lacking complete plumbing for exclusive use.....  | 59                      |         | —              | 8       | 8              | —       | —              |         | —                 | —       | —                                 | —       |                | —       | —              | 5                                      | —              |         | 42.5              |         |            |
| 1.01 or more persons per room.....  | 8                       |         | —              | —       | —              | —       | —              |         | —                 | —       | —                                 | —       |                | —       | —              | —                                      | —              |         | —                 |         |            |
| <b>MORTGAGE STATUS AND SELECTED MONTHLY OWNER COSTS AS PERCENTAGE OF HOUSEHOLD INCOME IN 1979</b> |                         |         |                |         |                |         |                |         |                   |         |                                   |         |                |         |                |  |                |         |                   |         |            |
| <b>Specified owner-occupied housing units</b>   |                         |         |                |         |                |         |                |         |                   |         |                                   |         |                |         |                |  |                |         |                   |         |            |
| With a mortgage.....  | 846                     |         | 9              | 252     | 244            | 147     | 6              |         | 11                | 24      | 8                                 | —       |                | 34      | 89             | 13                                     | 9              |         | 38.1              |         |            |
| Less than 15 percent.....   | 781                     |         | 9              | 236     | 224            | 139     | —              |         | 11                | 24      | —                                 | —       |                | 34      | 89             | 13                                     | —              |         | 37.7              |         |            |
| 15 to 19 percent.....   | 100                     |         | —              | 37      | 25             | 32      | —              |         | —                 | —       | —                                 | —       |                | —       | 6              | 7                                      | —              |         | 40.5              |         |            |
| 20 to 24 percent.....   | 157                     |         | —              | 41      | 62             | 20      | —              |         | —                 | —       | —                                 | —       |                | —       | 17             | —                                      | —              |         | 37.7              |         |            |
| 25 to 29 percent.....   | 95                      |         | —              | 31      | 17             | 17      | —              |         | —                 | —       | —                                 | —       |                | —       | —              | —                                      | —              |         | 36.1              |         |            |
| 30 to 34 percent.....   | 112                     |         | —              | 31      | 35             | 33      | —              |         | 6                 | 8       | —                                 | —       |                | —       | 3              | —                                      | —              |         | 40.5              |         |            |
| 35 percent or more.....   | 187                     |         | —              | 29      | 26             | 89      | —              |         | 5                 | —       | —                                 | —       |                | 10      | 13             | —                                      | —              |         | 35.9              |         |            |
| Not computed.....   | 203                     |         | 9              | 49      | 32             | 28      | —              |         | 5                 | 10      | —                                 | —       |                | 24      | 50             | 6                                      | —              |         | 37.1              |         |            |
| Median.....   | 26.2                    |         | 45.0           | 23.8    | 23.0           | 25.1    | —              |         | 29.6              | 25.6    | —                                 | —       |                | 50+     | 40.5           | 19.6                                   | —              |         | 39.4              |         |            |
| <b>Not mortgaged</b> .....  | 65                      |         | —              | 14      | 20             | 8       | 6              |         | —                 | —       | 8                                 | —       |                | —       | —              | —                                      | 9              |         | 44.2              |         |            |
| Less than 10 percent.....   | 10                      |         | —              | 8       | 10             | 8       | —              |         | —                 | —       | —                                 | —       |                | —       | —              | —                                      | —              |         | 42.5              |         |            |
| 10 to 14 percent.....   | 32                      |         | —              | 6       | —              | —       | —              |         | —                 | —       | —                                 | —       |                | —       | —              | —                                      | —              |         | 39.7              |         |            |
| 15 to 19 percent.....   | 14                      |         | —              | —       | —              | —       | —              |         | —                 | —       | —                                 | —       |                | —       | —              | —                                      | —              |         | 45.6              |         |            |
| 20 to 24 percent.....   | 6                       |         | —              | —       | —              | —       | —              |         | —                 | —       | —                                 | —       |                | —       | —              | —                                      | —              |         | —                 |         |            |
| 25 to 29 percent.....   | —                       |         | —              | —       | —              | —       | —              |         | —                 | —       | —                                 | —       |                | —       | —              | —                                      | —              |         | —                 |         |            |
| 30 to 34 percent.....   | —                       |         | —              | —       | —              | —       | —              |         | —                 | —       | —                                 | —       |                | —       | —              | —                                      | —              |         | —                 |         |            |
| 35 percent or more.....   | —                       |         | —              | —       | —              | —       | —              |         | —                 | —       | —                                 | —       |                | —       | —              | —                                      | —              |         | —                 |         |            |
| Not computed.....   | 13.2                    |         | —              | 14.4    | 10.0           | 12.5    | 27.5           |         | —                 | —       | 17.5                              | —       |                | —       | —              | —                                      | 12.5           |         | —                 |         |            |
| Median.....   | —                       |         | —              | —       | —              | —       | —              |         | —                 | —       | —                                 | —       |                | —       | —              | —                                      | —              |         | —                 |         |            |
| <b>Renter-occupied housing units</b> .....  | 5 484                   |         | 122            | 634     | 400            | 261     | 59             |         | 558               | 289     | 190                               | 56      |                | 1 159   | 594            | 538                                    | 39             |         | 33.3              |         |            |
| <b>PERSONS IN UNIT</b>  |                         |         |                |         |                |         |                |         |                   |         |                                   |         |                |         |                |  |                |         |                   |         |            |
| 1 person.....   | 1 723                   |         | —              | 139     | 114            | 102     | —              |         | 357               | 194     | 129                               | 25      |                | 362     | 141            | 166                                    | 23             |         | 30.7              |         |            |
| 2 persons.....  | 3 368                   |         | 45             | 169     | 76             | 82      | 47             |         | 139               | 52      | 29                                | 16      |                | 300     | 55             | 186                                    | 7              |         | 33.4              |         |            |
| 3 persons.....  | 1 044                   |         | 19             | 181     | 142            | 33      | 2              |         | 29                | 16      | 19                                | 10      |                | 264     | 142            | 115                                    | —              |         | 33.5              |         |            |
| 4 persons.....  | 716                     |         | 8              | 88      | 8              | 10      | —              |         | 19                | 11      | 6                                 | —       |                | 94      | 126            | 47                                     | 9              |         | 35.4              |         |            |
| 5 persons.....  | 333                     |         | 8              | 57      | 60             | 34      | —              |         | 14                | 16      | 5                                 | —       |                | 86      | 66             | 18                                     | —              |         | 33.2              |         |            |
| 6 or more persons.....  | 300                     |         | 12             | 3.55    | 3.57           | 2.85    | 2.13           |         | 1.28              | 1.24    | 1.24                              | 1.69    |                | 53      | 64             | 6                                      | —              |         | 36.3              |         |            |
| Median.....   | 2.24                    |         | 4.72           | 2.515   | 1.474          | 8.65    | 152            |         | 952               | 448     | 332                               | 101     |                | 2.22    | 3.21           | 2.05                                   | 1.35           |         | —                 |         |            |
| Total persons.....  | 14 528                  |         |                |         |                |         |                |         |                   |         |                                   |         |                |         |                |  |                |         | ...               |         |            |
| <b>PLUMBING FACILITIES BY PERSONS PER ROOM</b>  |                         |         |                |         |                |         |                |         |                   |         |                                   |         |                |         |                |  |                |         |                   |         |            |
| Complete plumbing for exclusive use.....  | 5 315                   |         | 122            | 634     | 369            | 245     | 59             |         | 523               | 289     | 183                               | 56      |                | 1 139   | 571            | 516                                    | 39             |         | 33.2              |         |            |
| 1.01 or more persons per room.....  | 403                     |         | 12             | 107     | 23             | 14      | —              |         | 19                | 7       | 7                                 | —       |                | 124     | 54             | 16                                     | —              |         | 32.4              |         |            |
| Lacking complete plumbing for exclusive use.....  | 169                     |         | —              | —       | 31             | 16      | —              |         | 35                | —       | —                                 | —       |                | 20      | 23             | 22                                     | —              |         | 37.5              |         |            |
| 1.01 or more persons per room.....  | 7                       |         | —              | —       | 7              | —       | —              |         | —                 | —       | —                                 | —       |                | —       | —              | —                                      | —              |         | —                 |         |            |
| <b>GROSS RENT AS PERCENTAGE OF HOUSEHOLD INCOME IN 1979</b>                                       |                         |         |                |         |                |         |                |         |                   |         |                                   |         |                |         |                |  |                |         |                   |         |            |
| <b>Specified renter-occupied housing units</b>  |                         |         |                |         |                |         |                |         |                   |         |                                   |         |                |         |                |  |                |         |                   |         |            |
| Less than 15 percent.....   | 5 478                   |         | 122            | 634     | 400            | 261     | 59             |         | 558               | 289     | 190                               | 56      |                | 1 159   | 588            | 538                                    | 39             |         | 33.3              |         |            |
| 15 to 19 percent.....   | 869                     |         | 43             | 150     | 134            | 104     | 9              |         | 121               | 96      | 75                                | —       |                | 54      | 15             | 57                                     | —              |         | 34.1              |         |            |
| 20 to 24 percent.....   | 870                     |         | 30             | 114     | 74             | 86      | —              |         | 123               | 71      | 34                                | —       |                | 66      | 66             | 78                                     | 2              |         | 34.1              |         |            |
| 25 to 29 percent.....   | 731                     |         | 4              | 148     | 38             | 12      | —              |         | 96                | 45      | 21                                | 13      |                | 116     | 29             | 29                                     | 7              |         | 32.3              |         |            |
| 30 to 34 percent.....   | 612                     |         | 4              | 85      | 26             | 5       | —              |         | 47                | 35      | 6                                 | —       |                | 74      | 67             | 21                                     | —              |         | 31.2              |         |            |
| 35 to 49 percent.....   | 365                     |         | 9              | 22      | 28             | 12      | 10             |         | 29                | 27      | —                                 | 10      |                | 60      | 35             | 35                                     | —              |         | 32.2              |         |            |
| 50 percent or more.....   | 658                     |         | 25             | 39      | 30             | 15      | —              |         | 48                | 15      | 17                                | 16      |                | 114     | 49             | 93                                     | 16             |         | 34.7              |         |            |
| Not computed.....   | 1 188                   |         | 75             | 68      | 61             | 27      | 23             |         | 71                | 20      | 20                                | 5       |                | 117     | 117            | 164                                    | 14             |         | 31.9              |         |            |
| Median.....   | 18.5                    |         | 15.5           | 21.7    | 19.2           | 16.5    | 47.2           |         | 21.2              | 18.4    | 17.2                              | 35.8    |                | 32.8    | 30.8           | 34.4                                   | 46.6           |         | —                 |         |            |
| Total persons.....  | 26.4                    |         |                |         |                |         |                |         |                   |         |                                   |         |                |         |                |  |                |         | ...               |         |            |

Table D—35. Age and Sex of Householder in One-Person Households for Owner- and Renter-Occupied Housing Units With a Black Householder: 1980

[Data are estimates based on a sample, see Introduction. For meaning of symbols, see Introduction. For definitions of terms, see appendixes A and B.]

| Irvington town  | Total        | Male householder |                |                |                |                | Female householder |            |                |                |                |                |                   |
|---|--------------|------------------|----------------|----------------|----------------|----------------|--------------------|------------|----------------|----------------|----------------|----------------|-------------------|
|   |              | Total            | 15 to 24 years | 25 to 34 years | 35 to 44 years | 45 to 64 years | 65 years and over  | Total      | 15 to 24 years | 25 to 34 years | 35 to 44 years | 45 to 64 years | 65 years and over |
| <b>Owner-occupied housing units</b> .....   | <b>219</b>   | <b>119</b>       | —              | <b>24</b>      | <b>67</b>      | <b>22</b>      | <b>6</b>           | <b>100</b> | —              | <b>14</b>      | <b>29</b>      | <b>35</b>      | <b>22</b>         |
| <b>PLUMBING FACILITIES</b>  |              |                  |                |                |                |                |                    |            |                |                |                |                |                   |
| Complete plumbing for exclusive use .....   | 219          | 119              | —              | 24             | 67             | 22             | 6                  | 100        | —              | 14             | 29             | 35             | 22                |
| Locking complete plumbing for exclusive use .....                                   | —            | —                | —              | —              | —              | —              | —                  | —          | —              | —              | —              | —              | —                 |
| <b>UNITS IN STRUCTURE</b>   |              |                  |                |                |                |                |                    |            |                |                |                |                |                   |
| 1, detached or attached .....   | 36           | 16               | —              | 6              | 10             | —              | —                  | 20         | —              | —              | 11             | —              | 9                 |
| 2 or more .....   | 183          | 103              | —              | 18             | 57             | 22             | 6                  | 80         | —              | 14             | 18             | 35             | 13                |
| Mobile home or trailer, etc. ....   | —            | —                | —              | —              | —              | —              | —                  | —          | —              | —              | —              | —              | —                 |
| <b>HOUSEHOLD INCOME IN 1979</b>   |              |                  |                |                |                |                |                    |            |                |                |                |                |                   |
| Less than \$5,000 .....   | 31           | 17               | —              | 7              | 10             | —              | —                  | 14         | —              | —              | —              | 7              | 7                 |
| \$5,000 to \$9,999 .....  | 15           | 8                | —              | —              | —              | 8              | —                  | 7          | —              | —              | —              | 7              | —                 |
| \$10,000 to \$12,499 .....  | 26           | 12               | —              | —              | 12             | —              | —                  | 14         | —              | —              | 8              | —              | 6                 |
| \$12,500 to \$14,999 .....  | 20           | 6                | —              | —              | —              | —              | 6                  | 14         | —              | —              | —              | 14             | —                 |
| \$15,000 to \$19,999 .....  | 65           | 28               | —              | 6              | 8              | 14             | —                  | 37         | —              | 7              | 21             | —              | 9                 |
| \$20,000 to \$24,999 .....  | 54           | 40               | —              | 11             | 29             | —              | —                  | 14         | —              | 7              | —              | 7              | —                 |
| \$25,000 to \$34,999 .....  | 8            | 8                | —              | —              | 8              | —              | —                  | —          | —              | —              | —              | —              | —                 |
| \$35,000 to \$49,999 .....  | —            | —                | —              | —              | —              | —              | —                  | —          | —              | —              | —              | —              | —                 |
| \$50,000 or more .....  | —            | —                | —              | —              | —              | —              | —                  | —          | —              | —              | —              | —              | —                 |
| Median .....  | \$15 841     | \$16 875         | —              | \$19 583       | \$20 302       | \$15 536       | \$13 750           | \$15 083   | —              | \$20 000       | \$15 774       | \$13 125       | \$11 667          |
| Mean .....  | \$14 482     | \$15 569         | —              | \$15 405       | \$16 440       | \$13 553       | \$13 895           | \$13 188   | —              | \$19 940       | \$13 971       | \$11 618       | \$10 355          |
| <b>MORTGAGE STATUS AND SELECTED MONTHLY OWNER COSTS</b>                             |              |                  |                |                |                |                |                    |            |                |                |                |                |                   |
| <b>Specified owner-occupied housing units</b> .....                                 | <b>25</b>    | <b>16</b>        | —              | <b>6</b>       | <b>10</b>      | —              | —                  | <b>9</b>   | —              | —              | —              | —              | <b>9</b>          |
| <b>With a mortgage</b> .....  | <b>16</b>    | <b>16</b>        | —              | <b>6</b>       | <b>10</b>      | —              | —                  | —          | —              | —              | —              | —              | —                 |
| Less than \$200 .....   | —            | —                | —              | —              | —              | —              | —                  | —          | —              | —              | —              | —              | —                 |
| \$200 to \$249 .....  | —            | —                | —              | —              | —              | —              | —                  | —          | —              | —              | —              | —              | —                 |
| \$250 to \$299 .....  | —            | —                | —              | —              | —              | —              | —                  | —          | —              | —              | —              | —              | —                 |
| \$300 to \$349 .....  | 10           | 10               | —              | —              | 10             | —              | —                  | —          | —              | —              | —              | —              | —                 |
| \$350 to \$399 .....  | —            | —                | —              | —              | —              | —              | —                  | —          | —              | —              | —              | —              | —                 |
| \$400 to \$499 .....  | 6            | 6                | —              | 6              | —              | —              | —                  | —          | —              | —              | —              | —              | —                 |
| \$500 to \$599 .....  | —            | —                | —              | —              | —              | —              | —                  | —          | —              | —              | —              | —              | —                 |
| \$600 to \$749 .....  | —            | —                | —              | —              | —              | —              | —                  | —          | —              | —              | —              | —              | —                 |
| \$750 or more .....   | —            | —                | —              | —              | —              | —              | —                  | —          | —              | —              | —              | —              | —                 |
| Median .....  | \$340        | \$340            | —              | \$425          | \$325          | —              | —                  | —          | —              | —              | —              | —              | —                 |
| <b>Not mortgaged</b> .....  | <b>9</b>     | —                | —              | —              | —              | —              | —                  | <b>9</b>   | —              | —              | —              | —              | <b>9</b>          |
| Less than \$50 .....  | —            | —                | —              | —              | —              | —              | —                  | —          | —              | —              | —              | —              | —                 |
| \$50 to \$74 .....  | —            | —                | —              | —              | —              | —              | —                  | —          | —              | —              | —              | —              | —                 |
| \$75 to \$99 .....  | —            | —                | —              | —              | —              | —              | —                  | —          | —              | —              | —              | —              | —                 |
| \$100 to \$124 .....  | —            | —                | —              | —              | —              | —              | —                  | —          | —              | —              | —              | —              | —                 |
| \$125 to \$149 .....  | —            | —                | —              | —              | —              | —              | —                  | —          | —              | —              | —              | —              | —                 |
| \$150 to \$199 .....  | 9            | —                | —              | —              | —              | —              | —                  | 9          | —              | —              | —              | —              | 9                 |
| \$200 to \$249 .....  | —            | —                | —              | —              | —              | —              | —                  | —          | —              | —              | —              | —              | —                 |
| \$250 or more .....   | —            | —                | —              | —              | —              | —              | —                  | —          | —              | —              | —              | —              | —                 |
| Median .....  | \$175        | —                | —              | —              | —              | —              | —                  | \$175      | —              | —              | —              | —              | \$175             |
| <b>SELECTED CHARACTERISTICS</b>   |              |                  |                |                |                |                |                    |            |                |                |                |                |                   |
| Median selected monthly owner costs as percentage of household income in 1979 ..... | 14.2         | 27.5             | —              | 27.5           | —              | —              | —                  | 12.5       | —              | —              | —              | —              | 12.5              |
| With a mortgage .....   | 27.5         | 27.5             | —              | 27.5           | —              | —              | —                  | —          | —              | —              | —              | —              | —                 |
| Not mortgaged .....   | 12.5         | —                | —              | —              | —              | —              | —                  | 12.5       | —              | —              | —              | —              | 12.5              |
| Income in 1979 below poverty level .....  | 31           | 17               | —              | 7              | 10             | —              | —                  | 14         | —              | —              | —              | 7              | 7                 |
| Percent below poverty level .....   | 14.2         | 14.3             | —              | 29.2           | 14.9           | —              | —                  | 14.0       | —              | —              | —              | 20.0           | 31.8              |
| <b>Renter-occupied housing units</b> .....  | <b>1 723</b> | <b>924</b>       | <b>219</b>     | <b>357</b>     | <b>194</b>     | <b>129</b>     | <b>25</b>          | <b>799</b> | <b>107</b>     | <b>362</b>     | <b>141</b>     | <b>166</b>     | <b>23</b>         |
| <b>PLUMBING FACILITIES</b>  |              |                  |                |                |                |                |                    |            |                |                |                |                |                   |
| Complete plumbing for exclusive use .....   | 1 662        | 875              | 212            | 322            | 194            | 122            | 25                 | 787        | 107            | 357            | 141            | 159            | 23                |
| Locking complete plumbing for exclusive use .....                                   | 61           | 49               | 7              | 35             | —              | 7              | —                  | 12         | —              | 5              | —              | 7              | —                 |
| <b>UNITS IN STRUCTURE</b>   |              |                  |                |                |                |                |                    |            |                |                |                |                |                   |
| 1, detached or attached .....   | —            | —                | —              | —              | —              | —              | —                  | —          | —              | —              | —              | —              | —                 |
| 2 .....   | 246          | 124              | 36             | 59             | 23             | —              | 6                  | 122        | 7              | 56             | 15             | 30             | 14                |
| 3 and 4 .....   | 215          | 106              | 41             | 34             | 21             | 10             | —                  | 109        | 6              | 69             | 11             | 23             | —                 |
| 5 to 9 .....  | 149          | 76               | 9              | 16             | 23             | 15             | 13                 | 73         | 8              | 16             | 20             | 20             | 9                 |
| 10 to 49 .....  | 432          | 250              | 57             | 114            | 36             | 43             | —                  | 182        | 23             | 96             | 35             | 28             | —                 |
| 50 or more .....  | 681          | 368              | 76             | 134            | 91             | 61             | 6                  | 313        | 63             | 125            | 60             | 65             | —                 |
| Mobile home or trailer, etc. ....   | —            | —                | —              | —              | —              | —              | —                  | —          | —              | —              | —              | —              | —                 |
| <b>HOUSEHOLD INCOME IN 1979</b>   |              |                  |                |                |                |                |                    |            |                |                |                |                |                   |
| Less than \$5,000 .....   | 272          | 134              | 57             | 60             | 10             | 7              | —                  | 138        | 9              | 59             | 7              | 55             | 8                 |
| \$5,000 to \$9,999 .....  | 414          | 164              | 56             | 49             | 16             | 24             | 19                 | 250        | 62             | 70             | 41             | 62             | 15                |
| \$10,000 to \$12,499 .....  | 321          | 174              | 47             | 53             | 47             | 21             | 6                  | 147        | 29             | 88             | 23             | 7              | —                 |
| \$12,500 to \$14,999 .....  | 223          | 108              | 23             | 38             | 36             | 11             | —                  | 115        | —              | 80             | 13             | 22             | —                 |
| \$15,000 to \$19,999 .....  | 332          | 222              | 36             | 110            | 50             | 26             | —                  | 110        | —              | 65             | 32             | 13             | —                 |
| \$20,000 to \$24,999 .....  | 125          | 86               | —              | 39             | 21             | 26             | —                  | 39         | 7              | —              | 25             | 7              | —                 |
| \$25,000 to \$34,999 .....  | 36           | 36               | —              | 8              | 14             | 14             | —                  | —          | —              | —              | —              | —              | —                 |
| \$35,000 to \$49,999 .....  | —            | —                | —              | —              | —              | —              | —                  | —          | —              | —              | —              | —              | —                 |
| \$50,000 or more .....  | —            | —                | —              | —              | —              | —              | —                  | —          | —              | —              | —              | —              | —                 |
| Median .....  | \$11 367     | \$12 356         | \$9 792        | \$13 586       | \$14 167       | \$15 144       | \$6 645            | \$10 196   | \$8 750        | \$11 477       | \$12 446       | \$8 152        | \$6 458           |
| Mean .....  | \$11 350     | \$12 434         | \$9 282        | \$12 460       | \$14 687       | \$15 296       | \$7 428            | \$10 097   | \$9 004        | \$10 496       | \$12 961       | \$7 945        | \$6 877           |
| <b>GROSS RENT</b>   |              |                  |                |                |                |                |                    |            |                |                |                |                |                   |
| <b>Specified renter-occupied housing units</b> .....                                | <b>1 723</b> | <b>924</b>       | <b>219</b>     | <b>357</b>     | <b>194</b>     | <b>129</b>     | <b>25</b>          | <b>799</b> | <b>107</b>     | <b>362</b>     | <b>141</b>     | <b>166</b>     | <b>23</b>         |
| Less than \$100 .....   | —            | —                | —              | —              | —              | —              | —                  | —          | —              | —              | —              | —              | —                 |
| \$100 to \$149 .....  | 15           | 15               | —              | —              | —              | 8              | 7                  | —          | —              | —              | —              | —              | —                 |
| \$150 to \$199 .....  | 329          | 185              | 51             | 53             | 63             | 18             | —                  | 144        | 45             | 40             | 32             | 19             | 8                 |
| \$200 to \$249 .....  | 623          | 345              | 79             | 138            | 47             | 75             | 6                  | 278        | 26             | 134            | 27             | 91             | —                 |
| \$250 to \$299 .....  | 406          | 188              | 53             | 69             | 33             | 21             | 12                 | 218        | 21             | 120            | 52             | 25             | —                 |
| \$300 to \$349 .....  | 184          | 113              | 20             | 50             | 36             | 7              | —                  | 71         | —              | 34             | 17             | 14             | 6                 |
| \$350 to \$399 .....  | 68           | 23               | 7              | 16             | —              | —              | —                  | 45         | 8              | 23             | 5              | —              | 9                 |
| \$400 to \$499 .....  | 61           | 30               | —              | 15             | 15             | —              | —                  | 31         | 7              | 4              | 8              | 12             | —                 |
| \$500 or more .....   | 7            | —                | —              | —              | —              | —              | —                  | —          | —              | 7              | —              | —              | —                 |
| No cash rent .....  | 30           | 25               | 9              | 16             | —              | —              | —                  | 5          | —              | —              | —              | 5              | —                 |
| Median .....  | \$240        | \$235            | \$236          | \$242          | \$240          | \$215          | \$248              | \$245      | \$208          | \$253          | \$259          | \$234          | \$329             |
| <b>SELECTED CHARACTERISTICS</b>   |              |                  |                |                |                |                |                    |            |                |                |                |                |                   |
| Median gross rent as percentage of household income in 1979 .....                   | 26.2         | 22.8             | 27.3           | 22.2           | 21.1           | 17.7           | 24.8               | 29.0       | 29.1           | 27.9           | 23.9           | 37.7           | 50+               |
| Income in 1979 below poverty level .....  | 232          | 103              | 42             | 44             | 10             | 7              | —                  | 129        | 9              | 50             | 7              | 55             | 8                 |
| Percent below poverty level .....   | 13.5         | 11.1             | 19.2           | 12.3           | 5.2            | 5.4            | —                  | 16.1       | 8.4            | 13.8           | 5.0            | 33.1           | 34.8              |



Table E-1. Value of Owner-Occupied Housing Units: 1980

(Ooro are estimates based on a sample, see Introduction. For meaning of symbols, see Introduction. For definitions of terms, see appendixes A and 8.)

| Newark city   | Total           | Less than \$10,000 | \$10,000 to \$19,999 | \$20,000 to \$29,999 | \$30,000 to \$39,999 | \$40,000 to \$49,999 | \$50,000 to \$59,999 | \$60,000 to \$79,999 | \$80,000 to \$99,999 | \$100,000 to \$149,999 | \$150,000 or more | Median (dollars) | Mean (dollars) |
|---|-----------------|--------------------|----------------------|----------------------|----------------------|----------------------|----------------------|----------------------|----------------------|------------------------|-------------------|------------------|----------------|
| <b>Specified owner-occupied housing units</b>   | <b>7 965</b>    | <b>331</b>         | <b>1 219</b>         | <b>2 101</b>         | <b>2 065</b>         | <b>1 337</b>         | <b>529</b>           | <b>330</b>           | <b>38</b>            | <b>15</b>              | -                 | <b>31 500</b>    | <b>32 700</b>  |
| <b>HOUSEHOLD TYPE AND AGE OF HOUSEHOLDER</b>  |                 |                    |                      |                      |                      |                      |                      |                      |                      |                        |                   |                  |                |
| <b>Married-couple families</b>  | <b>5 152</b>    | <b>147</b>         | <b>644</b>           | <b>1 272</b>         | <b>1 537</b>         | <b>914</b>           | <b>390</b>           | <b>226</b>           | <b>13</b>            | <b>9</b>               | -                 | <b>33 300</b>    | <b>34 000</b>  |
| 15 to 24 years  | 9               | -                  | -                    | -                    | 9                    | -                    | -                    | -                    | -                    | -                      | -                 | 37 500           | 37 500         |
| 25 to 34 years  | 469             | -                  | 21                   | 99                   | 192                  | 82                   | 75                   | -                    | -                    | -                      | -                 | 36 100           | 37 000         |
| 35 to 44 years  | 1 085           | 9                  | 144                  | 204                  | 324                  | 236                  | 80                   | 82                   | 6                    | -                      | -                 | 36 400           | 36 100         |
| 45 to 64 years  | 2 654           | 68                 | 305                  | 695                  | 808                  | 490                  | 172                  | 100                  | 7                    | 9                      | -                 | 32 900           | 33 800         |
| 65 years and over   | 935             | 70                 | 174                  | 274                  | 204                  | 106                  | 63                   | 44                   | -                    | -                      | -                 | 28 200           | 30 400         |
| <b>Male householder, no wife present</b>  | <b>720</b>      | <b>51</b>          | <b>123</b>           | <b>231</b>           | <b>143</b>           | <b>96</b>            | <b>37</b>            | <b>32</b>            | <b>7</b>             | <b>7</b>               | -                 | <b>28 400</b>    | <b>31 000</b>  |
| 15 to 24 years  | 10              | -                  | 4                    | -                    | -                    | 6                    | -                    | -                    | -                    | -                      | -                 | 40 800           | 32 000         |
| 25 to 34 years  | 42              | -                  | 5                    | 19                   | 11                   | 7                    | -                    | -                    | -                    | -                      | -                 | 26 700           | 28 400         |
| 35 to 44 years  | 136             | 6                  | 13                   | 38                   | 24                   | 32                   | 7                    | 9                    | 7                    | -                      | -                 | 33 200           | 37 700         |
| 45 to 64 years  | 319             | 33                 | 76                   | 112                  | 56                   | 23                   | 11                   | 8                    | -                    | -                      | -                 | 24 300           | 26 400         |
| 65 years and over   | 213             | 12                 | 25                   | 62                   | 52                   | 28                   | 19                   | 15                   | -                    | -                      | -                 | 31 000           | 34 200         |
| <b>Female householder, no husband present</b>   | <b>2 093</b>    | <b>133</b>         | <b>452</b>           | <b>598</b>           | <b>385</b>           | <b>327</b>           | <b>102</b>           | <b>72</b>            | <b>18</b>            | <b>6</b>               | -                 | <b>27 000</b>    | <b>30 300</b>  |
| 15 to 24 years  | 16              | -                  | 8                    | -                    | -                    | 8                    | -                    | -                    | -                    | -                      | -                 | 30 000           | 30 000         |
| 25 to 34 years  | 108             | 9                  | 18                   | 37                   | 23                   | 13                   | 8                    | -                    | -                    | -                      | -                 | 26 600           | 28 700         |
| 35 to 44 years  | 390             | 10                 | 102                  | 118                  | 72                   | 84                   | 4                    | -                    | -                    | -                      | -                 | 28 300           | 28 700         |
| 45 to 64 years  | 807             | 59                 | 194                  | 256                  | 121                  | 92                   | 25                   | 42                   | 18                   | -                      | -                 | 24 500           | 29 500         |
| 65 years and over   | 772             | 55                 | 130                  | 187                  | 169                  | 130                  | 65                   | 30                   | -                    | 6                      | -                 | 30 700           | 32 100         |
| <b>Median age</b>   | <b>54.2</b>     | <b>60.5</b>        | <b>54.8</b>          | <b>55.4</b>          | <b>53.2</b>          | <b>51.9</b>          | <b>52.6</b>          | <b>53.8</b>          | <b>46.7</b>          | <b>59.2</b>            | -                 | ...              | ...            |
| <b>YEAR HOUSEHOLDER MOVED INTO UNIT</b>   |                 |                    |                      |                      |                      |                      |                      |                      |                      |                        |                   |                  |                |
| 1979 to March 1980  | 510             | 18                 | 42                   | 114                  | 183                  | 93                   | 46                   | 8                    | 6                    | -                      | -                 | 34 900           | 34 700         |
| 1975 to 1978  | 1 372           | 35                 | 181                  | 297                  | 393                  | 307                  | 74                   | 78                   | 7                    | -                      | -                 | 34 000           | 34 700         |
| 1970 to 1974  | 1 621           | 29                 | 277                  | 408                  | 344                  | 364                  | 103                  | 96                   | -                    | -                      | -                 | 32 800           | 33 800         |
| 1960 to 1969  | 2 315           | 85                 | 390                  | 703                  | 663                  | 255                  | 145                  | 58                   | 7                    | 9                      | -                 | 29 700           | 31 000         |
| 1959 or earlier   | 2 147           | 164                | 329                  | 579                  | 482                  | 318                  | 161                  | 90                   | 18                   | 6                      | -                 | 30 000           | 32 000         |
| <b>ROOMS</b>  |                 |                    |                      |                      |                      |                      |                      |                      |                      |                        |                   |                  |                |
| 1 to 3 rooms  | 54              | 8                  | 6                    | 21                   | -                    | 19                   | -                    | -                    | -                    | -                      | -                 | 26 800           | 27 600         |
| 4 rooms   | 254             | 13                 | 41                   | 98                   | 60                   | 4                    | 38                   | -                    | -                    | -                      | -                 | 25 600           | 28 500         |
| 5 rooms   | 848             | 33                 | 223                  | 241                  | 193                  | 70                   | 79                   | 9                    | -                    | -                      | -                 | 25 900           | 28 200         |
| 6 rooms   | 2 629           | 131                | 391                  | 833                  | 698                  | 421                  | 104                  | 27                   | 18                   | 6                      | -                 | 29 500           | 30 900         |
| 7 rooms   | 1 654           | 70                 | 258                  | 350                  | 492                  | 318                  | 60                   | 99                   | 7                    | -                      | -                 | 32 900           | 33 100         |
| 8 or more rooms   | 2 526           | 76                 | 300                  | 558                  | 622                  | 505                  | 248                  | 195                  | 13                   | 9                      | -                 | 35 100           | 36 400         |
| <b>Median</b>   | <b>6.6</b>      | <b>6.4</b>         | <b>6.4</b>           | <b>6.3</b>           | <b>6.7</b>           | <b>7.0</b>           | <b>7.2</b>           | <b>7.9</b>           | <b>6.6</b>           | <b>8.5+</b>            | -                 | ...              | ...            |
| <b>BEDROOMS</b>   |                 |                    |                      |                      |                      |                      |                      |                      |                      |                        |                   |                  |                |
| None  | 10              | -                  | -                    | -                    | -                    | 10                   | -                    | -                    | -                    | -                      | -                 | 42 500           | 42 500         |
| 1   | 93              | -                  | 36                   | 35                   | 8                    | -                    | 14                   | -                    | -                    | -                      | -                 | 22 900           | 24 800         |
| 2   | 1 001           | 84                 | 211                  | 314                  | 200                  | 92                   | 86                   | 14                   | -                    | -                      | -                 | 26 100           | 28 000         |
| 3   | 3 886           | 151                | 493                  | 1 052                | 1 136                | 734                  | 209                  | 99                   | 6                    | 6                      | -                 | 32 200           | 32 600         |
| 4   | 1 890           | 59                 | 298                  | 378                  | 506                  | 354                  | 101                  | 169                  | 25                   | -                      | -                 | 33 500           | 35 400         |
| 5 or more   | 1 085           | 37                 | 181                  | 322                  | 215                  | 147                  | 119                  | 48                   | 7                    | 9                      | -                 | 30 100           | 33 700         |
| <b>YEAR STRUCTURE BUILT</b>   |                 |                    |                      |                      |                      |                      |                      |                      |                      |                        |                   |                  |                |
| 1975 to March 1980  | 30              | -                  | 7                    | 15                   | 3                    | 5                    | -                    | -                    | -                    | -                      | -                 | 25 300           | 27 200         |
| 1970 to 1974  | 17              | -                  | -                    | -                    | 17                   | -                    | -                    | -                    | -                    | -                      | -                 | 35 300           | 35 100         |
| 1960 to 1969  | 252             | -                  | 35                   | 35                   | 89                   | 36                   | 45                   | 5                    | 7                    | -                      | -                 | 34 900           | 37 400         |
| 1950 to 1959  | 619             | 15                 | 71                   | 102                  | 235                  | 98                   | 49                   | 43                   | 6                    | -                      | -                 | 34 900           | 36 400         |
| 1940 to 1949  | 1 212           | 13                 | 153                  | 275                  | 325                  | 262                  | 93                   | 73                   | 18                   | -                      | -                 | 35 000           | 35 900         |
| 1939 or earlier   | 5 835           | 303                | 953                  | 1 674                | 1 396                | 936                  | 342                  | 209                  | 7                    | 15                     | -                 | 29 900           | 31 500         |
| <b>HOUSEHOLD INCOME IN 1979</b>   |                 |                    |                      |                      |                      |                      |                      |                      |                      |                        |                   |                  |                |
| Less than \$5,000   | 842             | 65                 | 172                  | 285                  | 130                  | 118                  | 28                   | 20                   | 18                   | 6                      | -                 | 25 300           | 29 100         |
| \$5,000 to \$9,999  | 940             | 76                 | 220                  | 255                  | 195                  | 141                  | 44                   | 9                    | -                    | -                      | -                 | 26 200           | 27 900         |
| \$10,000 to \$14,999  | 561             | 43                 | 137                  | 173                  | 98                   | 64                   | 32                   | 14                   | -                    | -                      | -                 | 26 600           | 28 200         |
| \$15,000 to \$19,999  | 469             | 55                 | 88                   | 173                  | 50                   | 44                   | 39                   | 20                   | -                    | -                      | -                 | 25 500           | 27 700         |
| \$20,000 to \$24,999  | 965             | 34                 | 205                  | 191                  | 279                  | 139                  | 72                   | 45                   | -                    | -                      | -                 | 31 800           | 32 500         |
| \$25,000 to \$29,999  | 1 074           | 34                 | 122                  | 231                  | 322                  | 220                  | 85                   | 53                   | 7                    | -                      | -                 | 34 600           | 34 900         |
| \$30,000 to \$34,999  | 1 696           | 24                 | 210                  | 374                  | 567                  | 316                  | 124                  | 81                   | -                    | -                      | -                 | 34 000           | 34 600         |
| \$35,000 to \$49,999  | 905             | -                  | 38                   | 323                  | 291                  | 123                  | 67                   | 57                   | 6                    | -                      | -                 | 33 400           | 35 700         |
| \$50,000 or more  | 513             | -                  | 27                   | 96                   | 133                  | 172                  | 38                   | 31                   | 7                    | 9                      | -                 | 40 000           | 41 200         |
| <b>Median</b>   | <b>\$20 837</b> | <b>\$11 424</b>    | <b>\$14 787</b>      | <b>\$19 128</b>      | <b>\$24 163</b>      | <b>\$23 157</b>      | <b>\$22 335</b>      | <b>\$25 526</b>      | <b>\$20 357</b>      | <b>\$75000+</b>        | -                 | ...              | ...            |
| <b>Mean</b>   | <b>\$22 779</b> | <b>\$12 152</b>    | <b>\$16 493</b>      | <b>\$21 441</b>      | <b>\$25 551</b>      | <b>\$25 669</b>      | <b>\$24 882</b>      | <b>\$29 711</b>      | <b>\$29 271</b>      | <b>\$72 972</b>        | -                 | ...              | ...            |
| <b>MORTGAGE STATUS AND SELECTED MONTHLY OWNER COSTS AS PERCENTAGE OF HOUSEHOLD INCOME IN 1979</b> |                 |                    |                      |                      |                      |                      |                      |                      |                      |                        |                   |                  |                |
| <b>With a mortgage</b>  | <b>4 721</b>    | <b>86</b>          | <b>634</b>           | <b>1 197</b>         | <b>1 347</b>         | <b>914</b>           | <b>300</b>           | <b>214</b>           | <b>20</b>            | <b>9</b>               | -                 | <b>33 300</b>    | <b>34 300</b>  |
| Less than 15 percent  | 1 050           | -                  | 75                   | 326                  | 354                  | 214                  | 47                   | 18                   | 7                    | 9                      | -                 | 34 100           | 34 800         |
| 15 to 19 percent  | 826             | -                  | 111                  | 215                  | 269                  | 139                  | 48                   | 44                   | -                    | -                      | -                 | 32 900           | 34 700         |
| 20 to 24 percent  | 628             | 29                 | 60                   | 109                  | 213                  | 135                  | 65                   | 17                   | -                    | -                      | -                 | 34 800           | 34 800         |
| 25 to 29 percent  | 534             | 21                 | 76                   | 102                  | 129                  | 120                  | 26                   | 47                   | 13                   | -                      | -                 | 35 200           | 36 500         |
| 30 to 34 percent  | 463             | 10                 | 58                   | 126                  | 152                  | 67                   | 18                   | 32                   | -                    | -                      | -                 | 32 600           | 33 000         |
| 35 percent or more  | 1 166           | 26                 | 232                  | 306                  | 230                  | 233                  | 96                   | 43                   | -                    | -                      | -                 | 30 800           | 32 700         |
| Not computed  | 54              | -                  | 22                   | 13                   | -                    | 6                    | -                    | 13                   | -                    | -                      | -                 | 23 800           | 31 500         |
| <b>Median</b>   | <b>23.6</b>     | <b>28.3</b>        | <b>28.9</b>          | <b>22.3</b>          | <b>21.2</b>          | <b>23.7</b>          | <b>24.2</b>          | <b>27.3</b>          | <b>26.2</b>          | <b>10-</b>             | -                 | ...              | ...            |
| <b>Not mortgaged</b>  | <b>3 244</b>    | <b>245</b>         | <b>585</b>           | <b>904</b>           | <b>718</b>           | <b>423</b>           | <b>229</b>           | <b>116</b>           | <b>18</b>            | <b>6</b>               | -                 | <b>28 300</b>    | <b>30 500</b>  |
| Less than 10 percent  | 728             | 37                 | 113                  | 211                  | 198                  | 102                  | 29                   | 38                   | -                    | -                      | -                 | 30 100           | 31 200         |
| 10 to 14 percent  | 724             | 54                 | 120                  | 203                  | 165                  | 99                   | 44                   | 39                   | -                    | -                      | -                 | 29 500           | 31 000         |
| 15 to 19 percent  | 449             | 39                 | 47                   | 122                  | 121                  | 59                   | 50                   | 11                   | -                    | -                      | -                 | 30 800           | 31 300         |
| 20 to 24 percent  | 319             | 29                 | 115                  | 77                   | 19                   | 40                   | 27                   | 12                   | -                    | -                      | -                 | 22 600           | 27 200         |
| 25 to 29 percent  | 155             | 9                  | 24                   | 27                   | 42                   | 25                   | 19                   | 9                    | -                    | -                      | -                 | 33 000           | 33 400         |
| 30 to 34 percent  | 112             | 6                  | 15                   | 40                   | 37                   | -                    | 7                    | -                    | -                    | -                      | -                 | 28 200           | 30 800         |
| 35 percent or more  | 653             | 63                 | 134                  | 191                  | 121                  | 85                   | 53                   | -                    | -                    | 6                      | -                 | 26 000           | 28 600         |
| Not computed  | 104             | 8                  | 17                   | 33                   | 15                   | 13                   | -                    | -                    | 18                   | -                      | -                 | 26 100           | 35 600         |
| <b>Median</b>   | <b>16.3</b>     | <b>18.5</b>        | <b>20.2</b>          | <b>15.9</b>          | <b>14.7</b>          | <b>15.3</b>          | <b>19.1</b>          | <b>12.6</b>          | <b>-</b>             | <b>50+</b>             | -                 | ...              | ...            |
| <b>SELECTED CHARACTERISTICS</b>   |                 |                    |                      |                      |                      |                      |                      |                      |                      |                        |                   |                  |                |
| <b>Complete plumbing for exclusive use</b>  | <b>7 947</b>    | <b>331</b>         | <b>1 219</b>         | <b>2 083</b>         | <b>2 065</b>         | <b>1 337</b>         | <b>529</b>           | <b>330</b>           | <b>38</b>            | <b>15</b>              | -                 | <b>31 600</b>    | <b>32 700</b>  |
| 1.01 or more persons per room   | 367             | 11                 | 79                   | 106                  | 89                   | 62                   | 10                   | 10                   | -                    | -                      | -                 | 27 800           | 29 100         |
| <b>Lacking complete plumbing for exclusive use</b>  | <b>18</b>       | <b>-</b>           | <b>-</b>             | <b>18</b>            | <b>-</b>             | <b>-</b>             | <b>-</b>             | <b>-</b>             | <b>-</b>             | <b>-</b>               | -                 | <b>25 300</b>    | <b>24 000</b>  |
| 1.01 or more persons per room   | -               | -                  | -                    | -                    | -                    | -                    | -                    | -                    | -                    | -                      | -                 | -                | -              |
| <b>Heating equipment</b>  | <b>7 954</b>    | <b>331</b>         | <b>1 208</b>         | <b>2 101</b>         | <b>2 065</b>         | <b>1 337</b>         | <b>529</b>           | <b>330</b>           | <b>38</b>            | <b>15</b>              | -                 | <b>31 500</b>    | <b>32 700</b>  |
| Central heating system  | 7 366           | 285                | 1 126                | 1 937                | 1 927                | 1 225                | 505                  | 314                  | 38                   | 9                      | -                 | 31 600           | 32 800         |
| <b>Air conditioning</b>   | <b>5 188</b>    | <b>151</b>         | <b>605</b>           | <b>1 230</b>         | <b>1 432</b>         | <b>1 044</b>         | <b>421</b>           | <b>268</b>           | <b>38</b>            | <b>9</b>               | -                 | <b>34 200</b>    | <b>35 200</b>  |
| Central system  | 296             | 16                 | 19                   | 57                   | 73                   | 60                   | 32                   | 33                   | 6                    | -                      | -                 | 37 900           | 39 700         |
| <b>Income in 1979 below poverty level</b>   | <b>933</b>      | <b>78</b>          | <b>230</b>           | <b>251</b>           | <b>148</b>           | <b>141</b>           | <b>47</b>            | <b>20</b>            | <b>18</b>            | <b>-</b>               | -                 | <b>24 300</b>    | <b>28 400</b>  |
| Percent below poverty level   | 11.7            | 23.6               | 18.9                 | 11.9                 | 7.2                  | 10.5                 | 8.9                  | 6.1                  | 47.4                 | -                      | -                 | ...              | ...            |





Table E—3. Income and Poverty Status in 1979 of Owner-Occupied Housing Units: 1980

[Data are estimates based on a sample, see Introduction. For meaning of symbols, see Introduction. For definitions of terms, see appendixes A and B.]

| Newark city   | Household income in 1979 |                   |                    |                      |                      |                      |                      |                      |                      |                  |                  | Income in 1979 below poverty level |                |
|---|--------------------------|-------------------|--------------------|----------------------|----------------------|----------------------|----------------------|----------------------|----------------------|------------------|------------------|------------------------------------|----------------|
|   | Total                    | Less than \$5,000 | \$5,000 to \$9,999 | \$10,000 to \$12,499 | \$12,500 to \$14,999 | \$15,000 to \$19,999 | \$20,000 to \$24,999 | \$25,000 to \$34,999 | \$35,000 to \$49,999 | \$50,000 or more | Median (dollars) |                                    | Mean (dollars) |
| Owner-occupied housing units  | 23 358                   | 2 724             | 3 359              | 1 627                | 1 624                | 3 237                | 3 181                | 4 599                | 2 027                | 980              | 18 408           | 20 493                             | 2 868          |
| <b>HOUSEHOLD TYPE AND AGE OF HOUSEHOLDER</b>  |                          |                   |                    |                      |                      |                      |                      |                      |                      |                  |                  |                                    |                |
| Married-couple families   | 14 699                   | 762               | 1 513              | 709                  | 969                  | 2 286                | 2 407                | 3 662                | 1 630                | 761              | 22 127           | 23 828                             | 1 078          |
| 15 to 24 years  | —                        | —                 | —                  | 4                    | 14                   | 28                   | 23                   | —                    | 8                    | —                | 18 558           | 19 395                             | —              |
| 25 to 34 years  | 1 247                    | 67                | 83                 | 52                   | 66                   | 212                  | 274                  | 408                  | 62                   | 23               | 22 392           | 22 363                             | 94             |
| 35 to 44 years  | 3 275                    | 100               | 221                | 156                  | 178                  | 504                  | 604                  | 953                  | 412                  | 147              | 23 887           | 24 957                             | 301            |
| 45 to 64 years  | 7 399                    | 331               | 483                | 316                  | 424                  | 1 173                | 1 160                | 2 010                | 978                  | 524              | 24 116           | 26 080                             | 476            |
| 65 years and over   | 2 701                    | 264               | 726                | 181                  | 287                  | 369                  | 346                  | 291                  | 170                  | 67               | 14 064           | 17 093                             | 207            |
| Male householder, no wife present   | 2 468                    | 360               | 407                | 236                  | 176                  | 342                  | 285                  | 444                  | 140                  | 78               | 15 625           | 17 791                             | 298            |
| 15 to 24 years  | —                        | —                 | —                  | —                    | —                    | —                    | —                    | —                    | —                    | —                | 9 830            | 11 105                             | 6              |
| 25 to 34 years  | 211                      | 12                | 29                 | 22                   | 31                   | —                    | 6                    | 69                   | 10                   | —                | 16 437           | 18 074                             | 16             |
| 35 to 44 years  | 292                      | 7                 | 25                 | 19                   | 8                    | 23                   | 66                   | 91                   | 34                   | 19               | 24 828           | 26 254                             | 7              |
| 45 to 64 years  | 1 142                    | 139               | 117                | 119                  | 90                   | 207                  | 170                  | 205                  | 60                   | 35               | 16 906           | 18 601                             | 123            |
| 65 years and over   | 752                      | 196               | 205                | 68                   | 28                   | —                    | —                    | 72                   | 36                   | 24               | 9 094            | 13 827                             | 146            |
| Female householder, no husband present  | 6 191                    | 1 602             | 1 439              | 682                  | 479                  | 609                  | 489                  | 493                  | 257                  | 141              | 10 200           | 13 651                             | 1 492          |
| 15 to 24 years  | —                        | —                 | —                  | —                    | —                    | —                    | —                    | —                    | —                    | —                | 4 571            | 13 643                             | 56             |
| 25 to 34 years  | 360                      | 49                | 7                  | 8                    | 15                   | 34                   | 39                   | 26                   | 21                   | —                | 10 714           | 13 757                             | 95             |
| 35 to 44 years  | 919                      | 120               | 232                | 95                   | 106                  | 172                  | 47                   | 103                  | 25                   | 19               | 12 795           | 15 048                             | 310            |
| 45 to 64 years  | 2 438                    | 427               | 456                | 318                  | 258                  | 279                  | 277                  | 241                  | 122                  | 60               | 12 674           | 15 671                             | 424            |
| 65 years and over   | 2 428                    | 939               | 661                | 226                  | 100                  | 124                  | 119                  | 116                  | 89                   | 54               | 6 772            | 11 081                             | 607            |
| Median  | 54.7                     | 65.5              | 63.8               | 57.9                 | 55.5                 | 53.5                 | 50.9                 | 49.9                 | 52.0                 | 54.0             | ...              | ...                                | 57.5           |
| <b>YEAR HOUSEHOLDER MOVED INTO UNIT</b>   |                          |                   |                    |                      |                      |                      |                      |                      |                      |                  |                  |                                    |                |
| 1979 to March 1980  | 1 583                    | 123               | 181                | 128                  | 148                  | 238                  | 267                  | 307                  | 138                  | 53               | 19 461           | 20 580                             | 181            |
| 1975 to 1978  | 4 011                    | 328               | 376                | 263                  | 262                  | 548                  | 644                  | 1 145                | 312                  | 133              | 21 519           | 22 556                             | 515            |
| 1970 to 1974  | 4 252                    | 325               | 476                | 316                  | 263                  | 696                  | 681                  | 938                  | 386                  | 171              | 20 328           | 21 920                             | 457            |
| 1960 to 1969  | 6 578                    | 610               | 878                | 477                  | 447                  | 942                  | 892                  | 1 259                | 705                  | 368              | 19 608           | 21 882                             | 699            |
| 1959 or earlier   | 6 934                    | 1 338             | 1 448              | 443                  | 504                  | 813                  | 697                  | 950                  | 486                  | 255              | 13 681           | 17 375                             | 1 016          |
| <b>SELECTED CHARACTERISTICS</b>   |                          |                   |                    |                      |                      |                      |                      |                      |                      |                  |                  |                                    |                |
| Complete plumbing for exclusive use   | 22 631                   | 2 640             | 3 252              | 1 589                | 1 584                | 3 124                | 3 031                | 4 480                | 1 965                | 966              | 18 369           | 20 527                             | 2 777          |
| 1.01 or more persons per room   | 1 764                    | 110               | 104                | 118                  | 147                  | 255                  | 302                  | 422                  | 161                  | 145              | 22 044           | 24 375                             | 277            |
| Lacking complete plumbing for exclusive use   | 727                      | 84                | 107                | 38                   | 40                   | 113                  | 150                  | 119                  | 62                   | 14               | 19 254           | 19 433                             | 91             |
| 1.01 or more persons per room   | 111                      | 17                | —                  | 8                    | 5                    | 8                    | 22                   | 18                   | 27                   | 6                | 21 989           | 24 550                             | 17             |
| Heating equipment   | 23 333                   | 2 714             | 3 359              | 1 616                | 1 624                | 3 237                | 3 177                | 4 599                | 2 027                | 980              | 18 423           | 20 505                             | 2 858          |
| Control heating system  | 20 774                   | 2 390             | 2 973              | 1 435                | 1 387                | 2 898                | 2 843                | 4 069                | 1 862                | 917              | 18 667           | 20 719                             | 2 450          |
| Air conditioning  | 14 644                   | 1 295             | 1 669              | 771                  | 952                  | 2 102                | 2 218                | 3 335                | 1 520                | 782              | 21 112           | 22 698                             | 1 440          |
| Control system  | 912                      | 99                | 124                | 61                   | 40                   | 138                  | 105                  | 159                  | 88                   | 98               | 19 706           | 24 198                             | 128            |
| Vehicles available  | 18 700                   | 1 291             | 2 043              | 1 222                | 1 260                | 2 757                | 2 873                | 4 369                | 1 946                | 939              | 21 270           | 22 875                             | 1 590          |
| 1 or more   | 10 108                   | 951               | 1 519              | 953                  | 774                  | 1 617                | 1 604                | 2 002                | 509                  | 179              | 17 200           | 18 626                             | 1 135          |
| 2 or more   | 8 592                    | 340               | 524                | 269                  | 486                  | 1 140                | 1 269                | 2 367                | 1 437                | 760              | 26 001           | 27 875                             | 455            |
| House heating fuel  | 23 333                   | 2 714             | 3 359              | 1 616                | 1 624                | 3 237                | 3 177                | 4 599                | 2 027                | 980              | 18 423           | 20 505                             | 2 858          |
| Utility gas   | 8 352                    | 1 000             | 1 108              | 566                  | 634                  | 1 086                | 1 799                | 1 799                | 692                  | 269              | 18 843           | 20 232                             | 1 028          |
| Bottled, tank, or LP gas  | 194                      | 32                | 16                 | 7                    | 28                   | 26                   | 25                   | 24                   | 12                   | 12               | 16 750           | 23 471                             | 31             |
| Electricity   | 297                      | 88                | 11                 | 25                   | 33                   | 30                   | 26                   | 33                   | 32                   | 19               | 14 356           | 19 377                             | 82             |
| Fuel oil, kerosene, etc.  | 14 278                   | 1 561             | 2 189              | 983                  | 907                  | 2 060                | 1 905                | 2 731                | 1 269                | 673              | 18 424           | 20 728                             | 1 670          |
| Other   | 212                      | 33                | 35                 | 35                   | 22                   | 35                   | 23                   | 12                   | 10                   | 7                | 12 841           | 15 098                             | 47             |
| Median  | 5.7                      | 5.1               | 5.4                | 5.6                  | 5.4                  | 5.4                  | 5.8                  | 6.0                  | 6.2                  | 6.8              | ...              | ...                                | 5.4            |
| Specified owner-occupied housing units  | 7 965                    | 842               | 940                | 561                  | 469                  | 965                  | 1 074                | 1 696                | 905                  | 513              | 20 837           | 22 779                             | 933            |
| <b>MORTGAGE STATUS AND SELECTED MONTHLY OWNER COSTS</b>   |                          |                   |                    |                      |                      |                      |                      |                      |                      |                  |                  |                                    |                |
| With a mortgage   | 4 721                    | 336               | 450                | 290                  | 261                  | 608                  | 646                  | 1 213                | 589                  | 328              | 22 874           | 24 630                             | 509            |
| Less than \$200   | 179                      | 25                | 42                 | 34                   | 5                    | 3                    | 25                   | 20                   | 10                   | 15               | 11 287           | 20 683                             | 18             |
| \$200 to \$249  | 254                      | 30                | 59                 | 21                   | 23                   | 20                   | 31                   | 47                   | 23                   | —                | 14 348           | 17 006                             | 40             |
| \$250 to \$299  | 284                      | 48                | 55                 | 5                    | 13                   | 28                   | 40                   | 56                   | 24                   | 15               | 16 711           | 20 659                             | 67             |
| \$300 to \$349  | 694                      | 61                | 74                 | 63                   | 51                   | 111                  | 68                   | 140                  | 96                   | 30               | 18 587           | 21 860                             | 75             |
| \$350 to \$399  | 669                      | 50                | 61                 | 43                   | 48                   | 130                  | 67                   | 105                  | 113                  | 52               | 20 223           | 24 279                             | 89             |
| \$400 to \$499  | 1 327                    | 80                | 90                 | 54                   | 82                   | 142                  | 192                  | 422                  | 163                  | 102              | 25 346           | 25 626                             | 152            |
| \$500 to \$599  | 822                      | 22                | 40                 | 55                   | 22                   | 120                  | 136                  | 255                  | 112                  | 60               | 25 000           | 27 636                             | 42             |
| \$600 to \$749  | 361                      | 13                | 19                 | 9                    | 6                    | 49                   | 76                   | 129                  | 32                   | 28               | 25 104           | 26 951                             | 19             |
| \$750 or more   | 131                      | 7                 | 10                 | 6                    | 11                   | 5                    | 11                   | 39                   | 16                   | 26               | 26 250           | 34 513                             | 7              |
| Median  | \$424                    | \$354             | \$347              | \$376                | \$390                | \$409                | \$452                | \$460                | \$420                | \$470            | ...              | ...                                | \$381          |
| Not mortgaged   | 3 244                    | 506               | 490                | 271                  | 208                  | 357                  | 428                  | 483                  | 316                  | 185              | 16 758           | 20 085                             | 424            |
| Less than \$50  | 69                       | 40                | —                  | —                    | —                    | 8                    | —                    | 12                   | 9                    | —                | 4 596            | 15 988                             | 40             |
| \$50 to \$74  | 5                        | —                 | 5                  | —                    | —                    | —                    | —                    | —                    | —                    | —                | 6 250            | 6 005                              | —              |
| \$75 to \$99  | 86                       | 19                | 43                 | —                    | 15                   | 9                    | —                    | —                    | —                    | —                | 6 395            | 7 409                              | 10             |
| \$100 to \$124  | 187                      | 41                | 75                 | 6                    | 21                   | 4                    | —                    | 10                   | 15                   | 15               | 7 917            | 14 659                             | 74             |
| \$125 to \$149  | 218                      | 48                | 46                 | 8                    | 25                   | 6                    | 51                   | 18                   | 4                    | 12               | 13 200           | 15 850                             | 44             |
| \$150 to \$199  | 800                      | 184               | 93                 | 105                  | 37                   | 104                  | 104                  | 127                  | 33                   | 15               | 13 716           | 16 208                             | 109            |
| \$200 to \$249  | 643                      | 39                | 120                | 30                   | 81                   | 66                   | 71                   | 125                  | 66                   | 45               | 19 020           | 21 733                             | 34             |
| \$250 or more   | 1 236                    | 135               | 108                | 122                  | 29                   | 160                  | 202                  | 191                  | 189                  | 100              | 21 481           | 24 473                             | 113            |
| Median  | \$220                    | \$179             | \$191              | \$227                | \$204                | \$236                | \$242                | \$230                | \$250+               | \$250+           | ...              | ...                                | \$170          |
| <b>MORTGAGE STATUS AND SELECTED MONTHLY OWNER COSTS AS PERCENTAGE OF HOUSEHOLD INCOME IN 1979</b> |                          |                   |                    |                      |                      |                      |                      |                      |                      |                  |                  |                                    |                |
| With a mortgage   | 4 721                    | 336               | 450                | 290                  | 261                  | 608                  | 646                  | 1 213                | 589                  | 328              | 22 874           | 24 630                             | 509            |
| Less than 15 percent  | 1 050                    | —                 | —                  | —                    | 5                    | 3                    | 77                   | 267                  | 377                  | 321              | 40 136           | 44 224                             | 7              |
| 15 to 19 percent  | 826                      | —                 | 11                 | 24                   | 9                    | 29                   | 115                  | 453                  | 178                  | 7                | 30 773           | 29 417                             | —              |
| 20 to 24 percent  | 628                      | —                 | —                  | 18                   | 22                   | 119                  | 138                  | 303                  | 28                   | —                | 25 269           | 24 888                             | 24             |
| 25 to 29 percent  | 534                      | —                 | 16                 | 18                   | 52                   | 159                  | 160                  | 123                  | 6                    | —                | 20 618           | 20 889                             | —              |
| 30 to 34 percent  | 463                      | —                 | 44                 | 42                   | 63                   | 157                  | 96                   | 61                   | —                    | —                | 17 809           | 17 744                             | 10             |
| 35 percent or more  | 1 166                    | 282               | 379                | 188                  | 110                  | 141                  | 60                   | 6                    | —                    | —                | 8 781            | 9 439                              | 414            |
| Not computed  | 54                       | 54                | —                  | —                    | —                    | —                    | —                    | —                    | —                    | —                | 2500—            | —1 595                             | 54             |
| Median  | 23.6                     | 50+               | 50+                | 39.1                 | 33.4                 | 29.8                 | 24.7                 | 18.7                 | 13.4                 | 10—              | ...              | ...                                | 50+            |
| Not mortgaged   | 3 244                    | 506               | 490                | 271                  | 208                  | 357                  | 428                  | 483                  | 316                  | 185              | 16 758           | 20 085                             | 424            |
| Less than 10 percent  | 728                      | —                 | —                  | —                    | 15                   | 13                   | 116                  | 222                  | 184                  | 178              | 34 864           | 39 017                             | —              |
| 10 to 14 percent  | 724                      | 9                 | 5                  | —                    | 63                   | 137                  | 154                  | 234                  | 115                  | 7                | 24 815           | 25 586                             | 20             |
| 15 to 19 percent  | 449                      | —                 | 75                 | 73                   | 38                   | 93                   | 140                  | 22                   | 8                    | —                | 17 048           | 16 838                             | 20             |
| 20 to 24 percent  | 319                      | 9                 | 74                 | 46                   | 82                   | 90                   | 18                   | —                    | —                    | —                | 13 430           | 12 707                             | —              |
| 25 to 29 percent  | 155                      | —                 | 84                 | 71                   | —                    | —                    | —                    | —                    | —                    | —                | 9 639            | 9 361                              | 16             |
| 30 to 34 percent  | 112                      | 4                 | 39                 | 58                   | —                    | 11                   | —                    | —                    | —                    | —                | 10 560           | 10 150                             | —              |
| 35 percent or more  | 653                      | 402               | 213                | 23                   | 10                   | 5                    | —                    | —                    | —                    | —                | 4 342            | 4 853                              | 286            |
| Not computed  | 104                      | 82                | —                  | —                    | —</                  |                      |                      |                      |                      |                  |                  |                                    |                |

**Table E-4. Income and Poverty Status in 1979 of Renter-Occupied Housing Units: 1980**

[Data are estimates based on a sample, see Introduction. For meaning of symbols, see Introduction. For definitions of terms, see appendixes A and B.]

| Newark city  | Household income in 1979 |                   |                    |                      |                      |                      |                      |                      |                      |                  |                  | Income in 1979 below poverty level |                |
|--|--------------------------|-------------------|--------------------|----------------------|----------------------|----------------------|----------------------|----------------------|----------------------|------------------|------------------|------------------------------------|----------------|
|  | Total                    | Less than \$5,000 | \$5,000 to \$9,999 | \$10,000 to \$12,499 | \$12,500 to \$14,999 | \$15,000 to \$19,999 | \$20,000 to \$24,999 | \$25,000 to \$34,999 | \$35,000 to \$49,999 | \$50,000 or more | Median (dollars) |                                    | Mean (dollars) |
| <b>Renter-occupied housing units</b> -----               | <b>87 554</b>            | <b>29 702</b>     | <b>20 236</b>      | <b>8 157</b>         | <b>6 184</b>         | <b>9 788</b>         | <b>5 935</b>         | <b>5 386</b>         | <b>1 673</b>         | <b>493</b>       | <b>8 359</b>     | <b>10 903</b>                      | <b>32 839</b>  |
| <b>HOUSEHOLD TYPE AND AGE OF HOUSEHOLDER</b>             |                          |                   |                    |                      |                      |                      |                      |                      |                      |                  |                  |                                    |                |
| <b>Married-couple families</b> -----                     | <b>27 068</b>            | <b>3 044</b>      | <b>5 016</b>       | <b>3 019</b>         | <b>2 490</b>         | <b>4 872</b>         | <b>3 653</b>         | <b>3 556</b>         | <b>1 120</b>         | <b>298</b>       | <b>14 965</b>    | <b>16 417</b>                      | <b>4 314</b>   |
| 15 to 24 years -----                                     | 1 789                    | 313               | 432                | 214                  | 202                  | 275                  | 219                  | 118                  | 16                   | —                | 11 746           | 12 886                             | 444            |
| 25 to 34 years -----                                     | 7 229                    | 681               | 1 196              | 1 018                | 803                  | 1 497                | 876                  | 904                  | 203                  | 51               | 14 740           | 15 866                             | 1 152          |
| 35 to 44 years -----                                     | 5 787                    | 462               | 718                | 545                  | 449                  | 1 170                | 1 222                | 918                  | 243                  | 60               | 18 085           | 18 428                             | 853            |
| 45 to 64 years -----                                     | 8 639                    | 1 009             | 1 309              | 791                  | 739                  | 1 492                | 1 200                | 1 378                | 554                  | 167              | 16 555           | 18 118                             | 1 325          |
| 65 years and over -----                                  | 3 624                    | 579               | 1 361              | 451                  | 297                  | 438                  | 136                  | 238                  | 104                  | 20               | 9 360            | 11 994                             | 540            |
| <b>Male householder, no wife present</b> -----           | <b>15 412</b>            | <b>5 034</b>      | <b>3 342</b>       | <b>1 751</b>         | <b>1 050</b>         | <b>2 092</b>         | <b>968</b>           | <b>836</b>           | <b>250</b>           | <b>89</b>        | <b>8 939</b>     | <b>10 889</b>                      | <b>4 261</b>   |
| 15 to 24 years -----                                     | 1 375                    | 546               | 338                | 186                  | 89                   | 172                  | 37                   | 7                    | —                    | —                | 7 627            | 8 003                              | 523            |
| 25 to 34 years -----                                     | 3 197                    | 688               | 611                | 512                  | 234                  | 662                  | 244                  | 193                  | 24                   | 29               | 11 462           | 12 485                             | 677            |
| 35 to 44 years -----                                     | 3 178                    | 765               | 565                | 328                  | 354                  | 548                  | 284                  | 256                  | 64                   | 14               | 11 974           | 12 812                             | 700            |
| 45 to 64 years -----                                     | 4 980                    | 1 645             | 1 052              | 551                  | 291                  | 622                  | 329                  | 300                  | 155                  | 35               | 8 850            | 11 452                             | 1 570          |
| 65 years and over -----                                  | 2 682                    | 1 390             | 776                | 174                  | 82                   | 88                   | 74                   | 80                   | 7                    | 11               | 4 884            | 7 140                              | 791            |
| <b>Female householder, no husband present</b> -----      | <b>45 074</b>            | <b>21 624</b>     | <b>11 878</b>      | <b>3 387</b>         | <b>2 644</b>         | <b>2 824</b>         | <b>1 314</b>         | <b>994</b>           | <b>303</b>           | <b>106</b>       | <b>5 345</b>     | <b>7 596</b>                       | <b>24 264</b>  |
| 15 to 24 years -----                                     | 5 596                    | 3 524             | 1 326              | 211                  | 188                  | 185                  | 61                   | 58                   | 43                   | —                | 4 265            | 5 704                              | 4 230          |
| 25 to 34 years -----                                     | 11 620                   | 5 158             | 3 265              | 1 089                | 816                  | 739                  | 299                  | 211                  | 28                   | 15               | 5 875            | 7 546                              | 6 632          |
| 35 to 44 years -----                                     | 8 381                    | 2 939             | 2 759              | 875                  | 521                  | 703                  | 321                  | 215                  | 21                   | 27               | 7 176            | 8 667                              | 4 488          |
| 45 to 64 years -----                                     | 11 410                   | 4 701             | 2 786              | 897                  | 916                  | 985                  | 537                  | 377                  | 147                  | 64               | 6 780            | 9 078                              | 5 105          |
| 65 years and over -----                                  | 8 067                    | 5 302             | 1 742              | 315                  | 203                  | 212                  | 96                   | 133                  | 64                   | —                | 4 232            | 5 771                              | 3 809          |
| <b>Median age</b> -----                                  | <b>42.2</b>              | <b>44.4</b>       | <b>41.9</b>        | <b>39.9</b>          | <b>40.7</b>          | <b>40.0</b>          | <b>41.5</b>          | <b>43.4</b>          | <b>49.4</b>          | <b>50.0</b>      | <b>...</b>       | <b>...</b>                         | <b>38.9</b>    |
| <b>YEAR HOUSEHOLDER MOVED INTO UNIT</b>                  |                          |                   |                    |                      |                      |                      |                      |                      |                      |                  |                  |                                    |                |
| 1979 to March 1980 -----                                 | 21 398                   | 8 107             | 5 406              | 2 021                | 1 362                | 2 183                | 1 178                | 809                  | 262                  | 70               | 7 266            | 9 439                              | 9 660          |
| 1975 to 1978 -----                                       | 31 118                   | 10 408            | 6 990              | 2 938                | 2 385                | 3 750                | 2 111                | 1 859                | 496                  | 181              | 8 542            | 10 883                             | 11 862         |
| 1970 to 1974 -----                                       | 15 715                   | 4 889             | 3 743              | 1 546                | 1 151                | 1 756                | 1 110                | 1 117                | 351                  | 52               | 8 917            | 11 354                             | 5 304          |
| 1960 to 1969 -----                                       | 12 991                   | 4 119             | 2 874              | 1 176                | 901                  | 1 409                | 1 096                | 1 042                | 293                  | 81               | 9 099            | 11 865                             | 4 169          |
| 1959 or earlier -----                                    | 6 332                    | 2 179             | 1 223              | 476                  | 385                  | 440                  | 559                  | 271                  | 109                  | 109              | 8 865            | 12 849                             | 1 844          |
| <b>PLUMBING FACILITIES BY PERSONS PER ROOM</b>           |                          |                   |                    |                      |                      |                      |                      |                      |                      |                  |                  |                                    |                |
| <b>Complete plumbing for exclusive use</b> -----         | <b>83 523</b>            | <b>27 879</b>     | <b>19 415</b>      | <b>7 860</b>         | <b>5 926</b>         | <b>9 415</b>         | <b>5 696</b>         | <b>5 242</b>         | <b>1 608</b>         | <b>482</b>       | <b>8 479</b>     | <b>10 997</b>                      | <b>30 841</b>  |
| 0.50 or less -----                                       | 35 228                   | 14 491            | 8 091              | 3 259                | 2 303                | 3 432                | 1 644                | 1 542                | 370                  | 96               | 6 862            | 9 220                              | 11 854         |
| 0.51 to 1.00 -----                                       | 38 006                   | 11 104            | 8 611              | 3 517                | 2,763                | 4 632                | 3 234                | 2 943                | 934                  | 268              | 9 564            | 12 152                             | 13 827         |
| 1.01 to 1.50 -----                                       | 7 555                    | 1 674             | 2 047              | 815                  | 680                  | 919                  | 594                  | 571                  | 193                  | 62               | 10 173           | 12 506                             | 3 780          |
| 1.51 or more -----                                       | 2 734                    | 610               | 666                | 269                  | 180                  | 432                  | 224                  | 186                  | 111                  | 56               | 10 846           | 13 680                             | 1 380          |
| <b>Lacking complete plumbing for exclusive use</b> ----- | <b>4 031</b>             | <b>1 823</b>      | <b>821</b>         | <b>297</b>           | <b>258</b>           | <b>373</b>           | <b>239</b>           | <b>144</b>           | <b>65</b>            | <b>11</b>        | <b>5 908</b>     | <b>8 939</b>                       | <b>1 998</b>   |
| 0.50 or less -----                                       | 990                      | 503               | 205                | 78                   | 70                   | 59                   | 55                   | 15                   | 5                    | —                | 4 910            | 7 237                              | 447            |
| 0.51 to 1.00 -----                                       | 2 335                    | 1 095             | 401                | 139                  | 148                  | 262                  | 141                  | 107                  | 31                   | 11               | 5 778            | 9 382                              | 1 080          |
| 1.01 to 1.50 -----                                       | 464                      | 166               | 148                | 40                   | 40                   | 37                   | 13                   | 8                    | 12                   | —                | 6 341            | 8 321                              | 324            |
| 1.51 or more -----                                       | 242                      | 59                | 67                 | 40                   | —                    | 15                   | 30                   | 14                   | 17                   | —                | 8 958            | 12 813                             | 147            |
| <b>SELECTED CHARACTERISTICS</b>                          |                          |                   |                    |                      |                      |                      |                      |                      |                      |                  |                  |                                    |                |
| <b>Hearing equipment</b> -----                           | <b>87 091</b>            | <b>29 561</b>     | <b>20 131</b>      | <b>8 124</b>         | <b>6 169</b>         | <b>9 708</b>         | <b>5 884</b>         | <b>5 359</b>         | <b>1 662</b>         | <b>493</b>       | <b>8 358</b>     | <b>10 900</b>                      | <b>32 633</b>  |
| Central heating system -----                             | 77 261                   | 26 366            | 18 183             | 7 176                | 5 339                | 8 426                | 5 141                | 4 729                | 1 471                | 430              | 8 246            | 10 837                             | 28 926         |
| <b>Air conditioning</b> -----                            | <b>28 866</b>            | <b>6 214</b>      | <b>5 586</b>       | <b>2 870</b>         | <b>2 373</b>         | <b>4 332</b>         | <b>3 096</b>         | <b>3 011</b>         | <b>1 084</b>         | <b>300</b>       | <b>12 294</b>    | <b>14 428</b>                      | <b>6 098</b>   |
| Central system -----                                     | 5 229                    | 1 630             | 1 173              | 514                  | 415                  | 551                  | 346                  | 465                  | 118                  | 17               | 9 248            | 11 664                             | 1 399          |
| <b>Vehicles available</b> -----                          | <b>38 537</b>            | <b>5 537</b>      | <b>7 089</b>       | <b>4 399</b>         | <b>3 630</b>         | <b>6 667</b>         | <b>4 801</b>         | <b>4 655</b>         | <b>1 384</b>         | <b>375</b>       | <b>14 045</b>    | <b>15 591</b>                      | <b>6 779</b>   |
| 1 -----  | 31 080                   | 4 946             | 6 388              | 3 942                | 3 016                | 5 399                | 3 613                | 2 819                | 769                  | 188              | 12 719           | 14 196                             | 5 938          |
| 2 or more -----  | 7 457                    | 591               | 701                | 457                  | 614                  | 1 268                | 1 188                | 1 836                | 615                  | 187              | 20 368           | 21 403                             | 841            |
| <b>House heating fuel</b> -----                          | <b>87 091</b>            | <b>29 561</b>     | <b>20 131</b>      | <b>8 124</b>         | <b>6 169</b>         | <b>9 708</b>         | <b>5 884</b>         | <b>5 359</b>         | <b>1 662</b>         | <b>493</b>       | <b>8 358</b>     | <b>10 900</b>                      | <b>32 633</b>  |
| Utility gas -----  | 25 749                   | 8 643             | 5 859              | 2 271                | 1 950                | 2 919                | 1 829                | 1 658                | 501                  | 119              | 8 546            | 10 974                             | 9 974          |
| Bottled, tank, or LP gas -----                           | 1 372                    | 553               | 323                | 102                  | 82                   | 101                  | 111                  | 67                   | 27                   | 6                | 6 583            | 9 803                              | 642            |
| Electricity -----  | 4 445                    | 1 789             | 1 116              | 467                  | 173                  | 379                  | 242                  | 173                  | 83                   | 23               | 6 949            | 9 456                              | 1 692          |
| Fuel oil, kerosene, etc. -----                           | 54 641                   | 18 239            | 12 613             | 5 206                | 3 914                | 6 224                | 3 654                | 3 427                | 1 019                | 345              | 8 473            | 11 025                             | 19 920         |
| Other -----  | 884                      | 337               | 220                | 78                   | 50                   | 85                   | 48                   | 34                   | 32                   | —                | 7 365            | 9 954                              | 405            |
| <b>Median rooms</b> -----                                | <b>4.0</b>               | <b>3.6</b>        | <b>4.0</b>         | <b>4.0</b>           | <b>4.0</b>           | <b>4.2</b>           | <b>4.3</b>           | <b>4.4</b>           | <b>4.5</b>           | <b>4.9</b>       | <b>...</b>       | <b>...</b>                         | <b>3.9</b>     |
| <b>Specified renter-occupied housing units</b> -----     | <b>87 262</b>            | <b>29 625</b>     | <b>20 156</b>      | <b>8 130</b>         | <b>6 137</b>         | <b>9 767</b>         | <b>5 902</b>         | <b>5 386</b>         | <b>1 666</b>         | <b>493</b>       | <b>8 352</b>     | <b>10 903</b>                      | <b>32 718</b>  |
| <b>CONTRACT RENT</b>                                     |                          |                   |                    |                      |                      |                      |                      |                      |                      |                  |                  |                                    |                |
| Less than \$100 -----                                    | 14 744                   | 9 531             | 3 019              | 662                  | 430                  | 550                  | 261                  | 199                  | 83                   | 9                | 4 193            | 5 828                              | 9 079          |
| \$100 to \$149 -----                                     | 13 413                   | 4 660             | 3 734              | 1 200                | 740                  | 1 241                | 799                  | 769                  | 236                  | 34               | 7 549            | 10 137                             | 4 799          |
| \$150 to \$199 -----                                     | 27 320                   | 8 387             | 6 194              | 2 783                | 2 225                | 3 465                | 1 889                | 1 695                | 519                  | 163              | 9 218            | 11 374                             | 9 256          |
| \$200 to \$249 -----                                     | 20 649                   | 5 108             | 4 919              | 2 243                | 1 700                | 2 932                | 1 740                | 1 533                | 375                  | 99               | 10 332           | 12 157                             | 6 521          |
| \$250 to \$299 -----                                     | 7 811                    | 1 420             | 1 657              | 1 007                | 709                  | 1 108                | 806                  | 756                  | 246                  | 102              | 12 057           | 14 162                             | 2 382          |
| \$300 to \$349 -----                                     | 1 753                    | 188               | 355                | 122                  | 245                  | 241                  | 216                  | 248                  | 109                  | 29               | 14 658           | 17 215                             | 317            |
| \$350 to \$399 -----                                     | 463                      | 65                | 79                 | 41                   | 19                   | 89                   | 55                   | 72                   | 27                   | 16               | 16 719           | 18 703                             | 80             |
| \$400 to \$499 -----                                     | 131                      | 12                | 14                 | —                    | 7                    | 10                   | 21                   | 34                   | 20                   | 13               | 28 250           | 30 778                             | 19             |
| \$500 or more -----                                      | 63                       | 23                | 16                 | —                    | —                    | —                    | —                    | —                    | 5                    | 19               | 8 828            | 21 581                             | 30             |
| No cash rent -----                                       | 915                      | 231               | 169                | —                    | 62                   | 131                  | 115                  | 80                   | 46                   | 9                | 11 997           | 14 142                             | 235            |
| <b>Median</b> -----                                      | <b>\$178</b>             | <b>\$153</b>      | <b>\$176</b>       | <b>\$189</b>         | <b>\$192</b>         | <b>\$194</b>         | <b>\$198</b>         | <b>\$200</b>         | <b>\$197</b>         | <b>\$213</b>     | <b>...</b>       | <b>...</b>                         | <b>\$164</b>   |
| <b>GROSS RENT</b>  |                          |                   |                    |                      |                      |                      |                      |                      |                      |                  |                  |                                    |                |
| Less than \$100 -----                                    | 11 836                   | 8 233             | 2 389              | 484                  | 235                  | 234                  | 121                  | 71                   | 60                   | 9                | 4 012            | 5 082                              | 7 814          |
| \$100 to \$149 -----                                     | 8 363                    | 3 443             | 2 553              | 638                  | 459                  | 697                  | 276                  | 244                  | 44                   | 9                | 6 341            | 8 247                              | 3 276          |
| \$150 to \$199 -----                                     | 16 376                   | 5 331             | 3 947              | 1 827                | 1 179                | 1 776                | 1 101                | 897                  | 290                  | 28               | 8 438            | 10 520                             | 5 533          |
| \$200 to \$249 -----                                     | 23 140                   | 6 544             | 5 069              | 2 361                | 2 023                | 3 166                | 1 666                | 1 723                | 487                  | 101              | 9 956            | 11 943                             | 7 306          |
| \$250 to \$299 -----                                     | 15 539                   | 3 761             | 3 579              | 1 783                | 1 267                | 2 183                | 1 405                | 1 135                | 337                  | 89               | 10 602           | 12 406                             | 5 116          |
| \$300 to \$349 -----                                     | 6 814                    | 1 312             | 1 507              | 619                  | 549                  | 1 030                | 687                  | 765                  | 239                  | 106              | 12 375           | 14 532                             | 2 267          |
| \$350 to \$399 -----                                     | 2 632                    | 451               | 618                | 219                  | 278                  | 290                  | 324                  | 292                  | 113                  | 47               | 12 752           | 15 381                             | 732            |
| \$400 to \$499 -----                                     | 1 289                    | 249               | 257                | 109                  | 78                   | 214                  | 174                  | 161                  | 11                   | 36               | 13 446           | 15 331                             | 340            |
| \$500 or more -----                                      | 358                      | 70                | 68                 | 18                   | 7                    | 46                   | 33                   | 18                   | 39                   | 59               | 16 667           | 24 364                             | 99             |
| No cash rent -----                                       | 915                      | 231               | 169                | 72                   | 62                   | 131                  | 115                  | 80                   | 46                   | 9                | 11 997           | 14 142                             | 2              |



Table E—5. Selected Monthly Owner Costs for Mortgaged Housing Units: 1980

[Data are estimates based on a sample, see Introduction. For meaning of symbols, see Introduction. For definitions of terms, see appendixes A and B.]

Newark city

|   | Total        | Less than \$200 | \$200 to \$249 | \$250 to \$299 | \$300 to \$349 | \$350 to \$399 | \$400 to \$499 | \$500 to \$599 | \$600 to \$749 | \$750 or more | Median (dollars) |
|---|--------------|-----------------|----------------|----------------|----------------|----------------|----------------|----------------|----------------|---------------|------------------|
| <b>Specified owner-occupied housing units</b> -----                           | <b>4 721</b> | <b>179</b>      | <b>254</b>     | <b>284</b>     | <b>694</b>     | <b>669</b>     | <b>1 327</b>   | <b>822</b>     | <b>361</b>     | <b>131</b>    | <b>424</b>       |
| <b>PERSONS IN UNIT</b>  |              |                 |                |                |                |                |                |                |                |               |                  |
| 1 person -----  | 299          | 49              | 61             | 41             | 46             | 30             | 41             | 12             | 9              | 10            | 298              |
| 2 persons -----   | 839          | 13              | 64             | 55             | 175            | 159            | 210            | 83             | 52             | 28            | 385              |
| 3 persons -----   | 734          | 34              | 34             | 53             | 161            | 32             | 211            | 128            | 52             | 29            | 432              |
| 4 persons -----   | 968          | 32              | 19             | 51             | 99             | 171            | 271            | 212            | 79             | 34            | 447              |
| 5 persons -----   | 631          | 25              | 10             | 10             | 70             | 85             | 262            | 83             | 71             | 15            | 449              |
| 6 persons -----   | 536          | 15              | 6              | 29             | 34             | 122            | 139            | 113            | 66             | 12            | 452              |
| 7 persons -----   | 492          | 11              | 32             | 36             | 88             | 32             | 132            | 126            | 32             | 3             | 440              |
| 8 or more persons -----   | 222          | —               | 28             | 9              | 21             | 38             | 61             | 65             | —              | —             | 455              |
| Median -----  | 4.00         | 3.31            | 2.56           | 3.37           | 3.28           | 4.16           | 4.24           | 4.39           | 4.35           | 3.45          | ...              |
| <b>HOUSEHOLD TYPE AND AGE OF HOUSEHOLDER</b>                                  |              |                 |                |                |                |                |                |                |                |               |                  |
| <b>Married-couple families</b> -----  | <b>3 419</b> | <b>87</b>       | <b>131</b>     | <b>200</b>     | <b>519</b>     | <b>481</b>     | <b>988</b>     | <b>607</b>     | <b>285</b>     | <b>121</b>    | <b>434</b>       |
| 15 to 24 years -----  | 9            | 5               | —              | —              | 4              | —              | —              | —              | —              | —             | 195              |
| 25 to 34 years -----  | 448          | 9               | 13             | 6              | 37             | 44             | 153            | 97             | 74             | 15            | 482              |
| 35 to 44 years -----  | 936          | —               | 29             | 72             | 76             | 131            | 307            | 194            | 106            | 21            | 462              |
| 45 to 64 years -----  | 1 722        | 45              | 82             | 89             | 313            | 251            | 480            | 296            | 92             | 74            | 415              |
| 65 years and over -----   | 304          | 28              | 7              | 33             | 89             | 55             | 48             | 20             | 13             | 11            | 347              |
| <b>Male householder, no wife present</b> -----                                | <b>330</b>   | <b>38</b>       | <b>32</b>      | <b>22</b>      | <b>72</b>      | <b>32</b>      | <b>56</b>      | <b>45</b>      | <b>33</b>      | <b>—</b>      | <b>352</b>       |
| 15 to 24 years -----  | 6            | —               | —              | —              | —              | —              | 6              | —              | —              | —             | 425              |
| 25 to 34 years -----  | 35           | 10              | —              | —              | 5              | 9              | 5              | 6              | —              | —             | 364              |
| 35 to 44 years -----  | 109          | —               | —              | —              | 19             | 14             | 26             | 31             | 19             | —             | 463              |
| 45 to 64 years -----  | 130          | 17              | 32             | 13             | 27             | 9              | 19             | 8              | 5              | —             | 306              |
| 65 years and over -----   | 50           | 11              | —              | 9              | 21             | —              | —              | —              | 9              | —             | 312              |
| <b>Female householder, no husband present</b> -----                           | <b>972</b>   | <b>54</b>       | <b>91</b>      | <b>62</b>      | <b>103</b>     | <b>156</b>     | <b>283</b>     | <b>170</b>     | <b>43</b>      | <b>10</b>     | <b>409</b>       |
| 15 to 24 years -----  | 16           | —               | —              | —              | —              | 8              | —              | 8              | —              | —             | 450              |
| 25 to 34 years -----  | 87           | —               | —              | —              | 16             | 35             | 23             | 13             | —              | —             | 487              |
| 35 to 44 years -----  | 329          | 10              | 17             | 15             | 28             | 39             | 130            | 73             | 17             | —             | 450              |
| 45 to 64 years -----  | 439          | 27              | 56             | 22             | 69             | 62             | 100            | 66             | 7              | 10            | 378              |
| 65 years and over -----   | 101          | 17              | 18             | 25             | 6              | 11             | 18             | —              | 6              | —             | 281              |
| Median age -----  | 47.9         | 54.4            | 52.5           | 53.6           | 53.8           | 48.8           | 45.0           | 44.5           | 42.1           | 54.3          | ...              |
| <b>YEAR HOUSEHOLDER MOVED INTO UNIT</b>                                       |              |                 |                |                |                |                |                |                |                |               |                  |
| 1979 to March 1980 -----  | 409          | 10              | 31             | —              | 30             | 14             | 143            | 87             | 71             | 23            | 489              |
| 1975 to 1978 -----  | 1 151        | 45              | 25             | 65             | 85             | 155            | 389            | 229            | 118            | 40            | 453              |
| 1970 to 1974 -----  | 1 272        | 38              | 42             | 41             | 166            | 180            | 361            | 325            | 97             | 22            | 456              |
| 1960 to 1969 -----  | 1 586        | 66              | 115            | 146            | 347            | 284            | 378            | 161            | 54             | 35            | 371              |
| 1959 or earlier -----   | 303          | 20              | 41             | 32             | 66             | 36             | 56             | 20             | 21             | 11            | 344              |
| <b>ROOMS</b>  |              |                 |                |                |                |                |                |                |                |               |                  |
| 1 to 3 rooms -----  | 27           | —               | —              | 6              | 6              | —              | —              | 10             | 5              | —             | 515              |
| 4 rooms -----   | 69           | —               | 15             | —              | 13             | 22             | 14             | —              | 5              | —             | 365              |
| 5 rooms -----   | 474          | 36              | 52             | 40             | 99             | 64             | 142            | 18             | 23             | —             | 358              |
| 6 rooms -----   | 1 428        | 113             | 55             | 100            | 269            | 202            | 358            | 228            | 73             | 30            | 394              |
| 7 rooms -----   | 1 089        | 5               | 40             | 67             | 160            | 179            | 362            | 162            | 80             | 34            | 429              |
| 8 or more rooms -----   | 1 634        | 25              | 92             | 71             | 147            | 202            | 451            | 404            | 175            | 67            | 465              |
| Median -----  | 6.8          | 6.0             | 6.6            | 6.5            | 6.4            | 6.8            | 6.9            | 7.5            | 7.4            | 7.6           | ...              |
| <b>YEAR STRUCTURE BUILT</b>   |              |                 |                |                |                |                |                |                |                |               |                  |
| 1975 to March 1980 -----  | 18           | —               | —              | 8              | —              | —              | 7              | 3              | —              | —             | 407              |
| 1970 to 1974 -----  | 17           | —               | —              | 8              | —              | 9              | —              | —              | —              | —             | 353              |
| 1960 to 1969 -----  | 207          | —               | 7              | 11             | 11             | 21             | 112            | 28             | 17             | —             | 434              |
| 1950 to 1959 -----  | 477          | 59              | 7              | 8              | 25             | 40             | 137            | 131            | 30             | 40            | 482              |
| 1940 to 1949 -----  | 927          | 10              | 65             | 21             | 102            | 147            | 271            | 202            | 90             | 19            | 452              |
| 1939 or earlier -----   | 3 075        | 110             | 175            | 228            | 556            | 452            | 800            | 458            | 224            | 72            | 402              |
| <b>VALUE</b>  |              |                 |                |                |                |                |                |                |                |               |                  |
| Less than \$10,000 -----  | 86           | 18              | 23             | —              | 21             | 15             | —              | 9              | —              | —             | 305              |
| \$10,000 to \$19,999 -----  | 634          | 43              | 54             | 94             | 86             | 123            | 176            | 58             | —              | —             | 366              |
| \$20,000 to \$29,999 -----  | 1 197        | 75              | 88             | 100            | 315            | 154            | 306            | 111            | 48             | —             | 357              |
| \$30,000 to \$39,999 -----  | 1 347        | 24              | 67             | 68             | 213            | 201            | 386            | 273            | 98             | 17            | 437              |
| \$40,000 to \$49,999 -----  | 914          | 19              | 12             | 15             | 36             | 151            | 279            | 260            | 100            | 42            | 483              |
| \$50,000 to \$59,999 -----  | 300          | —               | 10             | 7              | 23             | 7              | 132            | 44             | 65             | 12            | 480              |
| \$60,000 to \$79,999 -----  | 214          | —               | —              | —              | —              | 18             | 41             | 67             | 43             | 45            | 572              |
| \$80,000 to \$99,999 -----  | 20           | —               | —              | —              | —              | —              | 7              | —              | 7              | 6             | 664              |
| \$100,000 to \$149,999 -----  | 9            | —               | —              | —              | —              | —              | —              | —              | —              | 9             | 750+             |
| \$150,000 or more -----   | —            | —               | —              | —              | —              | —              | —              | —              | —              | —             | —                |
| Median -----  | \$33 300     | \$22 200        | \$23 900       | \$25 700       | \$26 600       | \$32 300       | \$34 800       | \$38 400       | \$44 500       | \$55 400      | ...              |
| <b>SELECTED MONTHLY OWNER COSTS AS PERCENTAGE OF HOUSEHOLD INCOME IN 1979</b> |              |                 |                |                |                |                |                |                |                |               |                  |
| Less than 15 percent -----  | 1 050        | 78              | 101            | 116            | 225            | 210            | 206            | 67             | 28             | 19            | 351              |
| 15 to 19 percent -----  | 826          | 35              | 29             | 28             | 109            | 88             | 327            | 189            | 14             | 7             | 437              |
| 20 to 24 percent -----  | 628          | 10              | 22             | 27             | 76             | 63             | 253            | 134            | 33             | 10            | 451              |
| 25 to 29 percent -----  | 534          | 9               | 20             | 10             | 82             | 77             | 134            | 105            | 82             | 15            | 460              |
| 30 to 34 percent -----  | 463          | 10              | 26             | 8              | 46             | 77             | 105            | 108            | 59             | 24            | 465              |
| 35 percent or more -----  | 1 166        | 37              | 51             | 84             | 151            | 154            | 282            | 219            | 132            | 56            | 446              |
| Not computed -----  | 54           | —               | 5              | 11             | 5              | —              | 20             | —              | 13             | —             | 425              |
| Median -----  | 23.6         | 16.6            | 19.1           | 18.7           | 20.7           | 22.9           | 22.4           | 26.0           | 31.4           | 33.0          | ...              |
| <b>SELECTED CHARACTERISTICS</b>   |              |                 |                |                |                |                |                |                |                |               |                  |
| <b>Heating equipment</b> -----  | <b>4 710</b> | <b>179</b>      | <b>254</b>     | <b>278</b>     | <b>694</b>     | <b>664</b>     | <b>1 327</b>   | <b>822</b>     | <b>361</b>     | <b>131</b>    | <b>425</b>       |
| Steam or hot water system -----   | 3 879        | 135             | 182            | 229            | 605            | 527            | 1 082          | 718            | 303            | 98            | 429              |
| Control worm-air furnace or electric heat pump -----                          | 477          | 15              | 47             | 20             | 40             | 72             | 193            | 49             | 18             | 23            | 422              |
| Other built-in electric units -----   | 53           | —               | 17             | 5              | 9              | 10             | 9              | —              | —              | 3             | 325              |
| Floor, wall, or pipeless furnace -----  | 40           | —               | 8              | —              | —              | —              | 16             | 10             | 6              | —             | 438              |
| Other means -----   | 261          | 29              | —              | 24             | 40             | 55             | 27             | 45             | 34             | 7             | 384              |
| <b>Air conditioning</b> -----   | <b>3 183</b> | <b>72</b>       | <b>124</b>     | <b>169</b>     | <b>489</b>     | <b>388</b>     | <b>903</b>     | <b>614</b>     | <b>302</b>     | <b>122</b>    | <b>439</b>       |
| Central system -----  | 177          | 31              | 24             | —              | 31             | 14             | 19             | 19             | 29             | 10            | 359              |
| 1 or more individual room units -----   | 3 006        | 41              | 100            | 169            | 458            | 374            | 884            | 595            | 273            | 112           | 441              |
| <b>House heating fuel</b> -----   | <b>4 710</b> | <b>179</b>      | <b>254</b>     | <b>278</b>     | <b>694</b>     | <b>664</b>     | <b>1 327</b>   | <b>822</b>     | <b>361</b>     | <b>131</b>    | <b>425</b>       |
| Utility gas -----   | 1 846        | 115             | 118            | 75             | 310            | 249            | 563            | 253            | 128            | 35            | 410              |
| Bottled, tank, or LP gas -----  | 9            | 5               | —              | —              | —              | —              | 4              | —              | —              | —             | 195              |
| Electricity -----   | 75           | —               | 17             | 16             | 9              | 10             | 20             | —              | —              | 3             | 325              |
| Fuel oil, kerosene, etc. -----  | 2 754        | 49              | 119            | 180            | 375            | 405            | 740            | 560            | 233            | 93            | 441              |
| Other -----   | 26           | 10              | —              | 7              | —              | —              | —              | 9              | —              | —             | 271              |

Table E-6. Selected Monthly Owner Costs for Not Mortgaged Housing Units: 1980

(Data are estimates based on a sample, see Introduction. For meaning of symbols, see Introduction. For definitions of terms, see appendixes A and B)

| Newark city   | Total        | Less than \$50 | \$50 to \$74 | \$75 to \$99 | \$100 to \$124 | \$125 to \$149 | \$150 to \$199 | \$200 to \$249 | \$250 or more | Median (dollars) |
|---|--------------|----------------|--------------|--------------|----------------|----------------|----------------|----------------|---------------|------------------|
| <b>Specified owner-occupied housing units</b> -----                           | <b>3 244</b> | <b>69</b>      | <b>5</b>     | <b>86</b>    | <b>187</b>     | <b>218</b>     | <b>800</b>     | <b>643</b>     | <b>1 236</b>  | <b>220</b>       |
| <b>PERSONS IN UNIT</b>  |              |                |              |              |                |                |                |                |               |                  |
| 1 person -----  | 611          | 6              | —            | 37           | 54             | 44             | 188            | 130            | 152           | 194              |
| 2 persons -----   | 1 011        | 7              | 5            | 34           | 65             | 84             | 239            | 182            | 395           | 220              |
| 3 persons -----   | 741          | 18             | —            | —            | 13             | 44             | 187            | 187            | 292           | 229              |
| 4 persons -----   | 333          | 16             | —            | —            | 20             | 12             | 87             | 65             | 133           | 224              |
| 5 persons -----   | 230          | 22             | —            | —            | 9              | 12             | 24             | 32             | 131           | 250+             |
| 6 persons -----   | 198          | —              | —            | —            | 7              | 22             | 60             | 33             | 76            | 215              |
| 7 persons -----   | 71           | —              | —            | 15           | 12             | —              | 4              | 10             | 30            | 222              |
| 8 or more persons -----   | 49           | —              | —            | —            | 7              | —              | 11             | 4              | 27            | 250+             |
| Median -----  | 2.50         | 3.72           | 2.00         | 1.68         | 2.11           | 2.27           | 2.39           | 2.55           | 2.74          | ...              |
| <b>HOUSEHOLD TYPE AND AGE OF HOUSEHOLDER</b>                                  |              |                |              |              |                |                |                |                |               |                  |
| <b>Married-couple families</b> -----  | <b>1 733</b> | <b>23</b>      | <b>5</b>     | <b>49</b>    | <b>84</b>      | <b>139</b>     | <b>427</b>     | <b>322</b>     | <b>684</b>    | <b>222</b>       |
| 15 to 24 years -----  | —            | —              | —            | —            | —              | —              | —              | —              | —             | —                |
| 25 to 34 years -----  | 21           | —              | —            | —            | —              | —              | 7              | —              | 14            | 250+             |
| 35 to 44 years -----  | 149          | —              | —            | 15           | 13             | 4              | 48             | 17             | 52            | 194              |
| 45 to 64 years -----  | 932          | 23             | —            | —            | 55             | 43             | 236            | 198            | 377           | 228              |
| 65 years and over -----   | 631          | —              | 5            | 34           | 16             | 92             | 136            | 107            | 241           | 215              |
| <b>Male householder, no wife present</b> -----                                | <b>390</b>   | <b>13</b>      | <b>—</b>     | <b>—</b>     | <b>16</b>      | <b>20</b>      | <b>76</b>      | <b>130</b>     | <b>135</b>    | <b>227</b>       |
| 15 to 24 years -----  | 4            | —              | —            | —            | —              | —              | —              | 4              | —             | 225              |
| 25 to 34 years -----  | 7            | —              | —            | —            | —              | —              | —              | 7              | —             | 225              |
| 35 to 44 years -----  | 27           | 5              | —            | —            | 6              | —              | 9              | 9              | 7             | 214              |
| 45 to 64 years -----  | 189          | 8              | —            | —            | —              | 9              | 48             | 50             | 74            | 229              |
| 65 years and over -----   | 163          | —              | —            | —            | 10             | 11             | 28             | 60             | 54            | 227              |
| <b>Female householder, no husband present</b> -----                           | <b>1 121</b> | <b>33</b>      | <b>—</b>     | <b>37</b>    | <b>87</b>      | <b>59</b>      | <b>297</b>     | <b>191</b>     | <b>417</b>    | <b>212</b>       |
| 15 to 24 years -----  | —            | —              | —            | —            | —              | —              | —              | —              | —             | —                |
| 25 to 34 years -----  | 21           | 9              | —            | —            | —              | —              | —              | 8              | 4             | 209              |
| 35 to 44 years -----  | 61           | 6              | —            | —            | 11             | —              | 8              | 6              | 30            | 246              |
| 45 to 64 years -----  | 368          | 18             | —            | 16           | 23             | 20             | 89             | 59             | 143           | 215              |
| 65 years and over -----   | 671          | —              | —            | 21           | 53             | 39             | 200            | 118            | 240           | 210              |
| Median age -----  | 63.3         | 47.8           | 72.5         | 68.2         | 63.0           | 67.6           | 63.4           | 63.5           | 62.2          | ...              |
| <b>YEAR HOUSEHOLDER MOVED INTO UNIT</b>                                       |              |                |              |              |                |                |                |                |               |                  |
| 1979 to March 1980 -----  | 101          | 9              | —            | 15           | 21             | —              | 8              | 15             | 33            | 184              |
| 1975 to 1978 -----  | 221          | 5              | —            | —            | 38             | 13             | 50             | 36             | 79            | 206              |
| 1970 to 1974 -----  | 349          | 6              | —            | —            | 23             | 26             | 123            | 38             | 133           | 199              |
| 1960 to 1969 -----  | 729          | 15             | 5            | 19           | —              | 53             | 146            | 192            | 299           | 233              |
| 1959 or earlier -----   | 1 844        | 34             | —            | 52           | 105            | 126            | 473            | 362            | 692           | 218              |
| <b>ROOMS</b>  |              |                |              |              |                |                |                |                |               |                  |
| 1 to 3 rooms -----  | 27           | —              | —            | —            | —              | 17             | 10             | —              | —             | 145              |
| 4 rooms -----   | 185          | —              | —            | —            | 53             | 16             | 79             | 28             | 9             | 165              |
| 5 rooms -----   | 374          | —              | —            | 25           | 20             | 48             | 134            | 75             | 72            | 185              |
| 6 rooms -----   | 1 201        | 24             | —            | 51           | 59             | 80             | 297            | 266            | 424           | 217              |
| 7 rooms -----   | 565          | 21             | 5            | 10           | 7              | 21             | 142            | 154            | 205           | 225              |
| 8 or more rooms -----   | 892          | 24             | —            | —            | 48             | 36             | 138            | 120            | 526           | 250+             |
| Median -----  | 6.4          | 7.0            | 7.0          | 5.9          | 5.8            | 5.8            | 6.1            | 6.3            | 7.1           | ...              |
| <b>YEAR STRUCTURE BUILT</b>   |              |                |              |              |                |                |                |                |               |                  |
| 1975 to March 1980 -----  | 12           | —              | —            | —            | 12             | —              | —              | —              | —             | 113              |
| 1970 to 1974 -----  | —            | —              | —            | —            | —              | —              | —              | —              | —             | —                |
| 1960 to 1969 -----  | 45           | —              | 5            | 9            | —              | —              | 24             | 7              | —             | 168              |
| 1950 to 1959 -----  | 142          | 6              | —            | —            | 19             | 27             | 29             | 11             | 50            | 183              |
| 1940 to 1949 -----  | 285          | 18             | —            | 10           | 5              | 8              | 103            | 61             | 80            | 199              |
| 1939 or earlier -----   | 2 760        | 45             | —            | 67           | 151            | 183            | 644            | 564            | 1 106         | 226              |
| <b>VALUE</b>  |              |                |              |              |                |                |                |                |               |                  |
| Less than \$10,000 -----  | 245          | 17             | —            | 15           | 26             | 53             | 81             | 28             | 25            | 157              |
| \$10,000 to \$19,999 -----  | 585          | —              | —            | 44           | 38             | 57             | 135            | 137            | 174           | 207              |
| \$20,000 to \$29,999 -----  | 904          | 11             | 5            | 27           | 71             | 34             | 276            | 187            | 293           | 207              |
| \$30,000 to \$39,999 -----  | 718          | 16             | —            | —            | 31             | 38             | 175            | 180            | 278           | 227              |
| \$40,000 to \$49,999 -----  | 423          | 7              | —            | —            | 16             | 30             | 92             | 53             | 225           | 250+             |
| \$50,000 to \$59,999 -----  | 229          | —              | —            | —            | 5              | 6              | 20             | 43             | 155           | 250+             |
| \$60,000 to \$79,999 -----  | 116          | —              | —            | —            | —              | —              | 21             | 9              | 86            | 250+             |
| \$80,000 to \$99,999 -----  | 18           | 18             | —            | —            | —              | —              | —              | —              | —             | 50—              |
| \$100,000 to \$149,999 -----  | 6            | —              | —            | —            | —              | —              | —              | 6              | —             | 225              |
| \$150,000 or more -----   | —            | —              | —            | —            | —              | —              | —              | —              | —             | —                |
| Median -----  | \$28 300     | \$32 000       | \$21 300     | \$14 000     | \$22 200       | \$19 900       | \$26 600       | \$27 400       | \$34 000      | ...              |
| <b>SELECTED MONTHLY OWNER COSTS AS PERCENTAGE OF HOUSEHOLD INCOME IN 1979</b> |              |                |              |              |                |                |                |                |               |                  |
| Less than 10 percent -----  | 728          | 7              | —            | 24           | 44             | 85             | 238            | 171            | 159           | 193              |
| 10 to 14 percent -----  | 724          | 9              | —            | —            | 26             | 31             | 160            | 163            | 335           | 242              |
| 15 to 19 percent -----  | 449          | —              | 5            | 27           | 28             | 29             | 79             | 57             | 224           | 250              |
| 20 to 24 percent -----  | 319          | —              | —            | 25           | 32             | 5              | 67             | 63             | 127           | 224              |
| 25 to 29 percent -----  | 155          | —              | —            | —            | 16             | 9              | 26             | 63             | 41            | 221              |
| 30 to 34 percent -----  | 112          | —              | —            | —            | —              | 15             | 5              | 23             | 69            | 250+             |
| 35 percent or more -----  | 653          | —              | —            | —            | 34             | 39             | 208            | 103            | 269           | 222              |
| Not computed -----  | 104          | 53             | —            | 10           | 7              | 5              | 17             | —              | 12            | 50—              |
| Median -----  | 16.3         | 10.6           | 17.5         | 17.6         | 18.6           | 13.5           | 14.8           | 14.6           | 17.6          | ...              |
| <b>SELECTED CHARACTERISTICS</b>   |              |                |              |              |                |                |                |                |               |                  |
| <b>Heating equipment</b> -----  | <b>3 244</b> | <b>69</b>      | <b>5</b>     | <b>86</b>    | <b>187</b>     | <b>218</b>     | <b>800</b>     | <b>643</b>     | <b>1 236</b>  | <b>220</b>       |
| Steam or hot water system -----   | 2 647        | 69             | —            | 45           | 124            | 150            | 640            | 549            | 1 070         | 227              |
| Central warm-air furnace or electric heat pump -----                          | 201          | —              | 5            | 10           | 25             | 21             | 58             | 37             | 45            | 184              |
| Other built-in electric units -----   | 11           | —              | —            | —            | —              | 4              | —              | —              | 7             | 250+             |
| Floor, wall, or pipeless furnace -----  | 58           | —              | —            | —            | 5              | —              | 17             | 14             | 22            | 225              |
| Other means -----   | 327          | —              | —            | 31           | 33             | 43             | 85             | 43             | 92            | 183              |
| <b>Air conditioning</b> -----   | <b>2 005</b> | <b>53</b>      | <b>—</b>     | <b>25</b>    | <b>102</b>     | <b>144</b>     | <b>420</b>     | <b>423</b>     | <b>838</b>    | <b>231</b>       |
| Central system -----  | 119          | —              | —            | —            | —              | 26             | 27             | 16             | 50            | 220              |
| 1 or more individual room units -----   | 1 886        | 53             | —            | 25           | 102            | 118            | 393            | 407            | 788           | 231              |
| <b>House heating fuel</b> -----   | <b>3 244</b> | <b>69</b>      | <b>5</b>     | <b>86</b>    | <b>187</b>     | <b>218</b>     | <b>800</b>     | <b>643</b>     | <b>1 236</b>  | <b>220</b>       |
| Utility gas -----   | 1 320        | 32             | —            | 40           | 91             | 87             | 423            | 240            | 407           | 198              |
| Bottled, tank, or LP gas -----  | 26           | —              | 5            | —            | 6              | —              | 6              | —              | —             | 131              |
| Electricity -----   | 31           | —              | —            | 10           | —              | 4              | 10             | —              | 7             | 157              |
| Fuel oil, kerosene, etc. -----  | 1 812        | 37             | —            | 21           | 90             | 102            | 337            | 403            | 822           | 240              |
| Other -----   | 55           | —              | —            | 15           | —              | 16             | 24             | —              | —             | 145              |



Table E-7. Year Structure Built for Owner- and Renter-Occupied Housing Units: 1980

[Data are estimates based on a sample, see Introduction. For meaning of symbols, see Introduction. For definitions of terms, see appendixes A and B.]

| Newark city                                    | Owner-occupied housing units |                    |              |              |              |                 | Renter-occupied housing units |                    |              |              |              |                 |  |
|--|------------------------------|--------------------|--------------|--------------|--------------|-----------------|-------------------------------|--------------------|--------------|--------------|--------------|-----------------|--|
|  | Total                        | 1975 to March 1980 | 1970 to 1974 | 1960 to 1969 | 1940 to 1959 | 1939 or earlier | Total                         | 1975 to March 1980 | 1970 to 1974 | 1960 to 1969 | 1940 to 1959 | 1939 or earlier |  |
| Occupied housing units                         | 23 358                       | 162                | 90           | 910          | 5 081        | 17 115          | 87 554                        | 3 956              | 2 714        | 11 304       | 32 961       | 36 619          |  |
| <b>HOUSEHOLD TYPE AND AGE OF HOUSEHOLDER</b>   |                              |                    |              |              |              |                 |                               |                    |              |              |              |                 |  |
| Married-couple families                        | 14 699                       | 92                 | 67           | 507          | 3 400        | 10 633          | 27 068                        | 1 073              | 721          | 2 883        | 8 840        | 13 551          |  |
| 15 to 24 years                                 | 1 77                         | -                  | -            | -            | 46           | 31              | 1 789                         | 66                 | 34           | 201          | 617          | 871             |  |
| 25 to 34 years                                 | 1 247                        | 12                 | -            | 91           | 408          | 736             | 7 229                         | 322                | 248          | 920          | 2 629        | 3 110           |  |
| 35 to 44 years                                 | 3 275                        | 44                 | 44           | 131          | 988          | 2 068           | 5 787                         | 177                | 180          | 523          | 2 065        | 2 842           |  |
| 45 to 64 years                                 | 7 399                        | 21                 | 23           | 190          | 1 579        | 5 586           | 8 639                         | 254                | 210          | 670          | 2 592        | 4 913           |  |
| 65 years and over                              | 2 701                        | 15                 | -            | 95           | 379          | 2 212           | 3 624                         | 254                | 49           | 569          | 937          | 1 815           |  |
| Male householder, no wife present              | 2 468                        | 18                 | -            | 133          | 507          | 1 810           | 15 412                        | 692                | 476          | 2 488        | 5 904        | 5 852           |  |
| 15 to 24 years                                 | 71                           | -                  | -            | -            | 14           | 48              | 1 375                         | 48                 | 33           | 182          | 654          | 458             |  |
| 25 to 34 years                                 | 211                          | -                  | -            | 32           | 50           | 129             | 3 197                         | 59                 | 115          | 501          | 1 471        | 1 051           |  |
| 35 to 44 years                                 | 292                          | -                  | -            | 5            | 95           | 202             | 3 178                         | 114                | 81           | 426          | 1 307        | 1 250           |  |
| 45 to 64 years                                 | 1 142                        | 9                  | -            | 63           | 215          | 855             | 4 980                         | 185                | 116          | 769          | 1 814        | 2 096           |  |
| 65 years and over                              | 752                          | -                  | -            | 33           | 133          | 586             | 2 682                         | 286                | 131          | 610          | 1 658        | 997             |  |
| Female householder, no husband present         | 6 191                        | 52                 | 23           | 270          | 1 174        | 4 672           | 45 074                        | 2 191              | 1 517        | 5 933        | 18 217       | 17 216          |  |
| 15 to 24 years                                 | 86                           | -                  | -            | 10           | 30           | 46              | 5 596                         | 174                | 111          | 710          | 2 946        | 1 655           |  |
| 25 to 34 years                                 | 320                          | 7                  | 6            | 43           | 70           | 174             | 11 620                        | 409                | 453          | 1 449        | 5 212        | 4 097           |  |
| 35 to 44 years                                 | 919                          | 16                 | -            | 45           | 354          | 504             | 8 381                         | 298                | 273          | 831          | 3 619        | 3 360           |  |
| 45 to 64 years                                 | 2 438                        | 21                 | 10           | 107          | 460          | 1 840           | 11 410                        | 492                | 323          | 1 344        | 4 273        | 4 978           |  |
| 65 years and over                              | 2 428                        | 8                  | 7            | 65           | 240          | 2 108           | 8 067                         | 818                | 357          | 1 599        | 2 167        | 3 126           |  |
| Median age                                     | 54.7                         | 43.6               | 44.2         | 51.0         | 48.6         | 56.5            | 42.2                          | 53.8               | 40.5         | 44.5         | 38.6         | 44.5            |  |
| <b>YEAR HOUSEHOLDER MOVED INTO UNIT</b>        |                              |                    |              |              |              |                 |                               |                    |              |              |              |                 |  |
| 1979 to March 1980                             | 1 583                        | 57                 | 29           | 135          | 530          | 832             | 21 398                        | 1 634              | 519          | 2 266        | 8 556        | 8 423           |  |
| 1975 to 1978                                   | 4 011                        | 105                | 6            | 290          | 1 406        | 2 204           | 31 118                        | 2 322              | 1 198        | 3 954        | 11 772       | 11 872          |  |
| 1970 to 1974                                   | 4 252                        | -                  | 55           | 157          | 1 138        | 2 902           | 15 715                        | -                  | 997          | 2 577        | 5 976        | 6 174           |  |
| 1960 to 1969                                   | 6 578                        | -                  | -            | 328          | 1 349        | 4 901           | 12 991                        | -                  | -            | 2 507        | 4 619        | 5 865           |  |
| 1959 or earlier                                | 6 934                        | -                  | -            | -            | 658          | 6 276           | 6 332                         | -                  | -            | -            | 2 047        | 4 285           |  |
| <b>ROOMS</b>                                   |                              |                    |              |              |              |                 |                               |                    |              |              |              |                 |  |
| 1 room   | 73                           | -                  | -            | -            | 6            | 67              | 4 152                         | 203                | 242          | 1 524        | 1 471        | 712             |  |
| 2 rooms  | 114                          | 8                  | -            | -            | 17           | 89              | 5 834                         | 453                | 271          | 1 618        | 1 677        | 1 815           |  |
| 3 rooms  | 827                          | 6                  | 17           | 75           | 130          | 599             | 22 279                        | 1 486              | 716          | 3 326        | 8 222        | 8 529           |  |
| 4 rooms  | 2 957                        | 16                 | 7            | 138          | 563          | 2 233           | 25 418                        | 911                | 845          | 2 905        | 10 209       | 10 548          |  |
| 5 rooms  | 6 589                        | 49                 | 6            | 318          | 1 334        | 4 882           | 20 574                        | 564                | 539          | 1 286        | 8 096        | 10 089          |  |
| 6 rooms  | 6 468                        | 56                 | 33           | 229          | 1 609        | 4 541           | 6 951                         | 251                | 86           | 505          | 2 551        | 3 558           |  |
| 7 or more rooms                                | 6 330                        | 27                 | 27           | 150          | 1 422        | 4 704           | 2 346                         | 88                 | 15           | 140          | 735          | 1 368           |  |
| Median   | 5.7                          | 5.5                | 6.0          | 5.3          | 5.8          | 5.7             | 4.0                           | 3.4                | 3.7          | 3.3          | 4.0          | 4.2             |  |
| <b>PLUMBING FACILITIES BY PERSONS PER ROOM</b> |                              |                    |              |              |              |                 |                               |                    |              |              |              |                 |  |
| Complete plumbing for exclusive use            | 22 631                       | 162                | 90           | 893          | 4 903        | 16 583          | 83 523                        | 3 780              | 2 626        | 10 783       | 31 420       | 34 914          |  |
| 0.50 or less                                   | 11 810                       | 61                 | 33           | 431          | 2 223        | 9 062           | 35 228                        | 1 840              | 1 036        | 4 635        | 12 385       | 15 332          |  |
| 0.51 to 1.00                                   | 9 057                        | 84                 | 34           | 411          | 2 262        | 6 266           | 38 006                        | 1 586              | 1 164        | 5 047        | 14 838       | 15 371          |  |
| 1.01 to 1.50                                   | 1 432                        | 11                 | 6            | 38           | 340          | 1 037           | 7 555                         | 283                | 277          | 710          | 2 997        | 3 288           |  |
| 1.51 or more                                   | 332                          | 6                  | 17           | 13           | 78           | 218             | 2 734                         | 71                 | 149          | 391          | 1 200        | 923             |  |
| Lacking complete plumbing for exclusive use    | 727                          | -                  | -            | 17           | 178          | 532             | 4 031                         | 176                | 88           | 521          | 1 541        | 1 705           |  |
| 0.50 or less                                   | 316                          | -                  | -            | 12           | 44           | 260             | 990                           | 82                 | 38           | 77           | 281          | 512             |  |
| 0.51 to 1.00                                   | 300                          | -                  | -            | -            | 85           | 215             | 2 335                         | 86                 | 30           | 278          | 988          | 953             |  |
| 1.01 to 1.50                                   | 111                          | -                  | -            | 5            | 49           | 57              | 464                           | -                  | 8            | 115          | 170          | 171             |  |
| 1.51 or more                                   | -                            | -                  | -            | -            | -            | -               | 242                           | 8                  | 12           | 51           | 102          | 69              |  |
| <b>PERSONS IN UNIT</b>                         |                              |                    |              |              |              |                 |                               |                    |              |              |              |                 |  |
| 1 person                                       | 3 395                        | 17                 | 7            | 158          | 632          | 2 581           | 25 817                        | 1 658              | 959          | 4 734        | 8 847        | 9 619           |  |
| 2 persons                                      | 5 789                        | 7                  | 17           | 264          | 927          | 4 574           | 20 384                        | 850                | 494          | 2 688        | 7 550        | 8 802           |  |
| 3 persons                                      | 4 408                        | 57                 | -            | 167          | 916          | 3 268           | 15 149                        | 500                | 412          | 1 468        | 5 942        | 6 827           |  |
| 4 persons                                      | 3 987                        | 37                 | 39           | 110          | 1 040        | 2 761           | 11 762                        | 450                | 389          | 1 133        | 4 769        | 5 021           |  |
| 5 persons                                      | 2 246                        | 26                 | -            | 102          | 564          | 1 554           | 6 955                         | 186                | 198          | 770          | 2 708        | 3 093           |  |
| 6 or more persons                              | 3 533                        | 18                 | 27           | 109          | 1 002        | 2 377           | 7 487                         | 312                | 262          | 511          | 3 145        | 3 257           |  |
| Median   | 3.07                         | 3.50               | 4.04         | 2.70         | 3.56         | 2.93            | 2.38                          | 1.88               | 2.31         | 1.84         | 2.51         | 2.49            |  |
| Total persons                                  | 87 444                       | 701                | 451          | 3 132        | 20 367       | 62 793          | 237 991                       | 9 780              | 7 480        | 26 979       | 93 197       | 100 555         |  |
| <b>UNITS IN STRUCTURE</b>                      |                              |                    |              |              |              |                 |                               |                    |              |              |              |                 |  |
| 1, detached or attached                        | 8 521                        | 43                 | 29           | 282          | 1 990        | 6 177           | 2 296                         | 336                | 25           | 97           | 701          | 1 137           |  |
| 2  | 6 908                        | 51                 | 12           | 346          | 1 381        | 5 118           | 10 883                        | 134                | 104          | 469          | 3 391        | 6 785           |  |
| 3 and 4  | 6 279                        | 12                 | 33           | 120          | 1 372        | 4 742           | 24 289                        | 498                | 276          | 982          | 8 828        | 13 705          |  |
| 5 to 9   | 1 023                        | 31                 | 9            | 114          | 201          | 668             | 12 747                        | 427                | 349          | 1 111        | 4 223        | 6 637           |  |
| 10 to 49                                       | 431                          | 6                  | -            | 15           | 103          | 307             | 16 020                        | 511                | 400          | 1 671        | 7 173        | 6 265           |  |
| 50 or more                                     | 176                          | 19                 | 7            | 33           | 34           | 83              | 21 192                        | 2 040              | 1 560        | 6 941        | 8 615        | 2 036           |  |
| Mobile home or trailer, etc.                   | 20                           | -                  | -            | -            | -            | 20              | 127                           | 10                 | -            | 33           | 30           | 54              |  |
| <b>SELECTED CHARACTERISTICS</b>                |                              |                    |              |              |              |                 |                               |                    |              |              |              |                 |  |
| Heating equipment                              | 23 333                       | 162                | 90           | 910          | 5 081        | 17 090          | 87 091                        | 3 947              | 2 714        | 11 287       | 32 851       | 36 292          |  |
| Steam or hot water system                      | 18 738                       | 99                 | 46           | 520          | 3 836        | 14 237          | 64 637                        | 1 605              | 1 284        | 7 753        | 26 199       | 27 796          |  |
| Central warm-air furnace or electric heat pump | 1 605                        | 12                 | 17           | 311          | 517          | 748             | 7 988                         | 858                | 884          | 2 037        | 2 461        | 1 748           |  |
| Other built-in electric units                  | 182                          | 22                 | 15           | 10           | 55           | 80              | 3 316                         | 869                | 318          | 572          | 984          | 573             |  |
| Floor, wall, or pipeless furnace               | 249                          | -                  | -            | -            | 78           | 171             | 1 320                         | 125                | 94           | 246          | 560          | 295             |  |
| Other means                                    | 2 559                        | 29                 | 12           | 69           | 595          | 1 854           | 9 830                         | 490                | 134          | 679          | 2 647        | 2 880           |  |
| Air conditioning                               | 14 644                       | 100                | 33           | 691          | 3 357        | 10 463          | 28 866                        | 1 735              | 1 363        | 4 897        | 8 090        | 12 781          |  |
| Central system                                 | 912                          | 31                 | -            | 121          | 271          | 489             | 5 229                         | 655                | 655          | 1 947        | 1 101        | 871             |  |
| 1 or more individual room units                | 13 732                       | 69                 | 33           | 570          | 3 086        | 9 974           | 23 637                        | 1 080              | 708          | 2 950        | 6 989        | 11 910          |  |
| House heating fuel                             | 23 333                       | 162                | 90           | 910          | 5 081        | 17 090          | 87 091                        | 3 947              | 2 714        | 11 287       | 32 851       | 36 292          |  |
| Utility gas                                    | 8 352                        | 75                 | 44           | 625          | 1 856        | 5 752           | 25 749                        | 921                | 844          | 3 364        | 9 360        | 11 260          |  |
| Bottled, tank, or LP gas                       | 194                          | -                  | -            | 12           | 17           | 165             | 1 372                         | 71                 | 44           | 173          | 533          | 551             |  |
| Electricity                                    | 297                          | 22                 | 15           | 25           | 84           | 151             | 4 445                         | 1 142              | 435          | 784          | 1 277        | 807             |  |
| Fuel oil, kerosene, etc.                       | 14 278                       | 65                 | 31           | 238          | 3 079        | 10 865          | 54 641                        | 1 752              | 1 382        | 6 904        | 21 345       | 23 258          |  |
| Other  | 212                          | -                  | -            | 10           | 45           | 157             | 884                           | 61                 | 9            | 62           | 336          | 416             |  |
| Income in 1979 below poverty level             | 2 868                        | 61                 | 18           | 130          | 658          | 2 007           | 32 839                        | 1 427              | 825          | 4 224        | 13 609       | 12 754          |  |
| Percent below poverty level                    | 12.3                         | 37.7               | 20.0         | 14.3         | 13.0         | 11.7            | 37.5                          | 36.1               | 30.4         | 37.4         | 41.3         | 34.8            |  |
| <b>HOUSEHOLD INCOME IN 1979</b>                |                              |                    |              |              |              |                 |                               |                    |              |              |              |                 |  |
| Less than \$5,000                              | 2 724                        | 36                 | 7            | 90           | 542          | 2 049           | 29 702                        | 1 509              | 905          | 4 293        | 11 798       | 11 197          |  |
| \$5,000 to \$9,999                             | 3 359                        | 33                 | 11           | 125          | 663          | 2 527           | 20 236                        | 1 137              | 605          | 2 621        | 7 645        | 8 228           |  |
| \$10,000 to \$12,999                           | 1 627                        | 15                 | 6            | 45           | 316          | 1 245           | 8 157                         | 365                | 298          | 1 104        | 2 937        | 3 453           |  |
| \$13,000 to \$14,999                           | 1 624                        | 14                 | 9            | 76           | 315          | 1 210           | 6 184                         | 282                | 178          | 739          | 2 314        | 2 671           |  |
| \$15,000 to \$19,999                           | 3 237                        | -                  | 6            | 127          | 699          | 2 405           | 9 788                         | 328                | 299          | 1 024        | 3 721        | 4 416           |  |
| \$20,000 to \$24,999                           | 3 181                        | 30                 | 33           | 157          | 779          | 2 802           | 5 935                         | 202                | 113          | 657          | 2 068        | 2 895           |  |
| \$25,000 to \$34,999                           | 4 599                        | 16                 | 12           | 194          | 1 067        | 3 310           | 5 386                         | 110                | 262          | 669          | 1 704        | 2 641           |  |
| \$35,000 to \$49,999                           | 2 027                        | 18                 | 6            | 59           | 434          | 1 510           | 1 673                         | 23                 | 39           | 177          | 508          | 872             |  |
| \$50,000 or more                               | 980                          | -                  | -            | 37           | 266          | 677             | 493                           | 15                 | 20           | 186          | 276          | 272             |  |
| Median   | \$18 408                     | \$12 000           | \$22 500</   |              |              |                 |                               |                    |              |              |              |                 |  |

Table E—8. Units in Structure for Owner- and Renter-Occupied Housing Units: 1980

[Data are estimates based on a sample, see Introduction. For meaning of symbols, see Introduction. For definitions of terms, see appendixes A and B]

| Newark city  | Owner-occupied housing units |                              |                 |                              | Renter-occupied housing units |                              |              |               |              |                |                  |                              |
|--|------------------------------|------------------------------|-----------------|------------------------------|-------------------------------|------------------------------|--------------|---------------|--------------|----------------|------------------|------------------------------|
|  | Total                        | 1 unit, detached or attached | 2 or more units | Mobile home or trailer, etc. | Total                         | 1 unit, detached or attached | 2 units      | 3 and 4 units | 5 to 9 units | 10 to 49 units | 50 or more units | Mobile home or trailer, etc. |
| Occupied housing units .....                         | 23 358                       | 8 521                        | 14 817          | 20                           | 87 554                        | 2 296                        | 10 883       | 24 289        | 12 747       | 16 020         | 21 192           | 127                          |
| Condominium housing units .....                      | 96                           | 6                            | 90              | —                            | 1 341                         | 47                           | 19           | —             | 211          | 203            | 861              | —                            |
| <b>HOUSEHOLD TYPE AND AGE OF HOUSEHOLDER</b>         | <b>14 699</b>                | <b>5 530</b>                 | <b>9 149</b>    | <b>20</b>                    | <b>27 068</b>                 | <b>970</b>                   | <b>4 728</b> | <b>8 800</b>  | <b>4 396</b> | <b>3 626</b>   | <b>4 522</b>     | <b>26</b>                    |
| Married-couple families .....                        | 77                           | 28                           | 49              | —                            | 1 789                         | 8                            | 291          | 640           | 296          | 318            | 236              | —                            |
| 15 to 24 years .....                                 | 1 247                        | 502                          | 738             | 7                            | 7 229                         | 185                          | 1 197        | 2 297         | 1 096        | 1 181          | 1 268            | 5                            |
| 25 to 34 years .....                                 | 3 275                        | 1 151                        | 2 119           | 5                            | 5 787                         | 264                          | 936          | 1 957         | 997          | 703            | 930              | —                            |
| 35 to 44 years .....                                 | 7 399                        | 2 827                        | 4 564           | 8                            | 8 639                         | 410                          | 1 743        | 2 849         | 1 606        | 950            | 1 081            | —                            |
| 45 to 64 years .....                                 | 2 701                        | 1 022                        | 1 679           | —                            | 3 624                         | 103                          | 561          | 1 057         | 401          | 474            | 1 007            | 21                           |
| 65 years and over .....                              | 2 468                        | 765                          | 1 703           | —                            | 15 412                        | 314                          | 1 436        | 3 521         | 1 843        | 3 669          | 4 602            | 27                           |
| Male householder, no wife present .....              | 211                          | 52                           | 159             | —                            | 1 375                         | —                            | 93           | 318           | 245          | 435            | 273              | 11                           |
| 15 to 24 years .....                                 | 292                          | 142                          | 150             | —                            | 3 197                         | 85                           | 317          | 709           | 292          | 818            | 960              | 16                           |
| 25 to 34 years .....                                 | 1 142                        | 328                          | 814             | —                            | 3 178                         | 26                           | 306          | 877           | 384          | 806            | 779              | —                            |
| 35 to 44 years .....                                 | 45                           | 14                           | 31              | —                            | 4 980                         | 138                          | 511          | 1 250         | 698          | 1 071          | 1 312            | —                            |
| 45 to 64 years .....                                 | 752                          | 233                          | 519             | —                            | 2 682                         | 65                           | 209          | 367           | 224          | 539            | 1 278            | —                            |
| 65 years and over .....                              | 6 191                        | 2 226                        | 3 965           | —                            | 45 074                        | 1 012                        | 4 719        | 11 968        | 6 508        | 8 725          | 12 068           | 74                           |
| Female householder, no husband present .....         | 86                           | 16                           | 70              | —                            | 5 596                         | 32                           | 379          | 1 443         | 840          | 1 474          | 1 410            | 18                           |
| 15 to 24 years .....                                 | 320                          | 121                          | 199             | —                            | 11 620                        | 225                          | 1 142        | 3 321         | 1 592        | 2 366          | 2 955            | 19                           |
| 25 to 34 years .....                                 | 919                          | 416                          | 503             | —                            | 8 381                         | 386                          | 978          | 2 694         | 1 381        | 1 332          | 1 610            | —                            |
| 35 to 44 years .....                                 | 2 438                        | 839                          | 1 599           | —                            | 11 410                        | 280                          | 1 295        | 3 192         | 1 798        | 2 048          | 2 785            | 12                           |
| 45 to 64 years .....                                 | 2 428                        | 834                          | 1 594           | —                            | 8 067                         | 89                           | 925          | 1 318         | 897          | 1 505          | 3 308            | 25                           |
| 65 years and over .....                              | 54.7                         | 54.2                         | 54.9            | 43.0                         | 42.2                          | 43.9                         | 43.9         | 40.6          | 42.1         | 39.7           | 45.7             | 34.2                         |
| <b>YEAR HOUSEHOLDER MOVED INTO UNIT</b>              |                              |                              |                 |                              |                               |                              |              |               |              |                |                  |                              |
| 1979 to March 1980 .....                             | 1 583                        | 557                          | 1 026           | —                            | 21 398                        | 635                          | 2 488        | 6 547         | 3 179        | 4 305          | 4 187            | 57                           |
| 1975 to 1978 .....                                   | 4 011                        | 1 484                        | 2 522           | 5                            | 31 118                        | 858                          | 3 648        | 8 665         | 4 220        | 5 803          | 7 916            | 8                            |
| 1970 to 1974 .....                                   | 4 252                        | 1 710                        | 2 542           | —                            | 15 715                        | 363                          | 1 778        | 4 046         | 2 247        | 2 833          | 4 433            | 15                           |
| 1960 to 1969 .....                                   | 6 578                        | 2 474                        | 4 089           | 15                           | 12 991                        | 226                          | 1 637        | 3 131         | 2 164        | 2 144          | 3 649            | 40                           |
| 1959 or earlier .....                                | 6 934                        | 2 296                        | 4 638           | —                            | 6 332                         | 214                          | 1 332        | 1 900         | 937          | 935            | 1 007            | 7                            |
| <b>ROOMS</b>   |                              |                              |                 |                              |                               |                              |              |               |              |                |                  |                              |
| 1 room .....   | 73                           | 12                           | 61              | —                            | 4 152                         | 23                           | 43           | 221           | 292          | 973            | 2 582            | 18                           |
| 2 rooms .....  | 114                          | —                            | 114             | —                            | 5 834                         | 14                           | 158          | 683           | 585          | 1 690          | 2 694            | 10                           |
| 3 rooms .....  | 827                          | 64                           | 763             | —                            | 22 279                        | 176                          | 1 384        | 4 113         | 3 165        | 6 792          | 6 605            | 44                           |
| 4 rooms .....  | 2 957                        | 311                          | 2 639           | 7                            | 25 418                        | 251                          | 3 097        | 6 867         | 4 737        | 4 322          | 6 114            | 30                           |
| 5 rooms .....  | 6 589                        | 900                          | 5 689           | —                            | 20 574                        | 534                          | 4 329        | 8 132         | 3 225        | 1 830          | 2 499            | 25                           |
| 6 rooms .....  | 6 468                        | 2 798                        | 3 657           | 13                           | 6 951                         | 567                          | 1 394        | 3 522         | 621          | 345            | 502              | —                            |
| 7 or more rooms .....                                | 6 330                        | 4 436                        | 1 894           | —                            | 2 346                         | 731                          | 478          | 751           | 122          | 68             | 196              | —                            |
| Median .....   | 5.7                          | 6.6                          | 5.2             | 5.7                          | 4.0                           | 5.8                          | 4.7          | 4.5           | 4.0          | 3.3            | 3.3              | 3.3                          |
| <b>PLUMBING FACILITIES BY PERSONS PER ROOM</b>       |                              |                              |                 |                              |                               |                              |              |               |              |                |                  |                              |
| Complete plumbing for exclusive use .....            | 22 631                       | 8 503                        | 14 108          | 20                           | 83 523                        | 2 245                        | 10 423       | 23 369        | 11 907       | 15 264         | 20 188           | 127                          |
| 0.50 or less .....                                   | 11 810                       | 4 870                        | 6 932           | 8                            | 35 228                        | 849                          | 4 663        | 9 663         | 4 467        | 6 485          | 9 035            | 66                           |
| 0.51 to 1.00 .....                                   | 9 057                        | 3 243                        | 5 807           | 7                            | 38 006                        | 1 033                        | 4 783        | 10 942        | 5 493        | 6 815          | 8 895            | 45                           |
| 1.01 to 1.50 .....                                   | 1 432                        | 337                          | 1 090           | 5                            | 7 555                         | 323                          | 781          | 2 147         | 1 412        | 1 351          | 1 532            | 9                            |
| 1.51 or more .....                                   | 332                          | 53                           | 279             | —                            | 2 734                         | 40                           | 196          | 617           | 535          | 613            | 726              | 7                            |
| Lacking complete plumbing for exclusive use .....    | 727                          | 18                           | 709             | —                            | 4 031                         | 51                           | 460          | 920           | 840          | 756            | 1 004            | —                            |
| 0.50 or less .....                                   | 316                          | 8                            | 308             | —                            | 990                           | —                            | 168          | 293           | 197          | 116            | 216              | —                            |
| 0.51 to 1.00 .....                                   | 300                          | 10                           | 290             | —                            | 2 335                         | 42                           | 221          | 430           | 459          | 484            | 699              | —                            |
| 1.01 to 1.50 .....                                   | 111                          | —                            | 111             | —                            | 464                           | 9                            | 51           | 138           | 125          | 77             | 64               | —                            |
| 1.51 or more .....                                   | —                            | —                            | —               | —                            | 242                           | —                            | 20           | 59            | 59           | 79             | 25               | —                            |
| <b>BEDROOMS</b>                                      |                              |                              |                 |                              |                               |                              |              |               |              |                |                  |                              |
| None .....   | 89                           | 22                           | 67              | —                            | 4 676                         | 23                           | 53           | 251           | 292          | 998            | 3 030            | 29                           |
| 1 .....  | 1 626                        | 110                          | 1 516           | —                            | 29 649                        | 189                          | 2 178        | 6 102         | 3 809        | 8 361          | 8 972            | 38                           |
| 2 .....  | 7 778                        | 1 098                        | 6 673           | 7                            | 32 600                        | 479                          | 5 284        | 9 948         | 5 527        | 4 902          | 6 416            | 44                           |
| 3 .....  | 9 092                        | 4 097                        | 4 982           | 13                           | 16 975                        | 863                          | 2 855        | 6 731         | 2 720        | 1 556          | 2 234            | 16                           |
| 4 .....  | 3 064                        | 2 017                        | 1 047           | —                            | 2 801                         | 487                          | 376          | 1 048         | 349          | 161            | 380              | —                            |
| 5 or more .....                                      | 1 709                        | 1 177                        | 532             | —                            | 853                           | 255                          | 137          | 209           | 50           | 42             | 160              | —                            |
| <b>HOUSEHOLD INCOME IN 1979</b>                      |                              |                              |                 |                              |                               |                              |              |               |              |                |                  |                              |
| Less than \$5,000 .....                              | 2 724                        | 897                          | 1 827           | —                            | 29 702                        | 600                          | 2 605        | 7 016         | 4 378        | 6 411          | 8 658            | 34                           |
| \$5,000 to \$9,999 .....                             | 3 359                        | 1 036                        | 2 323           | —                            | 20 236                        | 552                          | 2 440        | 5 377         | 3 169        | 3 679          | 4 965            | 54                           |
| \$10,000 to \$12,499 .....                           | 1 627                        | 591                          | 1 036           | —                            | 8 157                         | 229                          | 990          | 2 351         | 1 188        | 1 453          | 1 936            | 10                           |
| \$12,500 to \$14,999 .....                           | 1 624                        | 500                          | 1 124           | —                            | 6 184                         | 149                          | 677          | 1 882         | 870          | 1 227          | 1 379            | —                            |
| \$15,000 to \$19,999 .....                           | 3 237                        | 1 031                        | 2 199           | 7                            | 9 788                         | 237                          | 1 542        | 3 102         | 1 434        | 1 530          | 1 943            | —                            |
| \$20,000 to \$24,999 .....                           | 3 181                        | 1 135                        | 2 046           | —                            | 5 935                         | 262                          | 1 018        | 1 884         | 801          | 879            | 1 075            | 16                           |
| \$25,000 to \$34,999 .....                           | 4 599                        | 1 831                        | 2 755           | 13                           | 5 386                         | 148                          | 1 145        | 1 860         | 695          | 625            | 908              | 5                            |
| \$35,000 to \$49,999 .....                           | 2 027                        | 963                          | 1 064           | —                            | 1 673                         | 58                           | 375          | 585           | 171          | 190            | 286              | 8                            |
| \$50,000 or more .....                               | 980                          | 537                          | 443             | —                            | 493                           | 61                           | 91           | 232           | 41           | 26             | 42               | —                            |
| Median .....   | \$18 408                     | \$20 799                     | \$17 220        | \$26 500                     | \$8 359                       | \$9 966                      | \$11 001     | \$9 764       | \$7 903      | \$6 884        | \$6 828          | \$6 366                      |
| Mean .....   | \$20 493                     | \$22 769                     | \$19 179        | \$23 976                     | \$10 903                      | \$13 473                     | \$13 650     | \$12 124      | \$10 330     | \$9 306        | \$9 362          | \$11 279                     |
| <b>SELECTED CHARACTERISTICS</b>                      |                              |                              |                 |                              |                               |                              |              |               |              |                |                  |                              |
| Heating equipment .....                              | 23 333                       | 8 510                        | 14 803          | 20                           | 87 091                        | 2 279                        | 10 842       | 24 151        | 12 581       | 15 933         | 21 178           | 127                          |
| Steam or hot water system .....                      | 18 738                       | 6 968                        | 11 762          | 8                            | 64 637                        | 1 686                        | 8 266        | 18 496        | 8 674        | 12 844         | 14 587           | 84                           |
| Central warm-air furnace or electric heat pump ..... | 1 605                        | 706                          | 899             | —                            | 7 988                         | 151                          | 802          | 1 510         | 886          | 974            | 3 643            | 22                           |
| Other built-in electric units .....                  | 182                          | 78                           | 104             | —                            | 3 316                         | 126                          | 155          | 439           | 387          | 502            | 1 697            | 10                           |
| Floor, wall, or pipeless furnace .....               | 249                          | 113                          | 136             | —                            | 1 320                         | 27                           | 91           | 236           | 244          | 318            | 404              | —                            |
| Other means .....                                    | 2 559                        | 645                          | 1 902           | 12                           | 9 830                         | 289                          | 1 528        | 3 470         | 2 390        | 1 295          | 847              | 11                           |
| Air conditioning .....                               | 14 644                       | 5 575                        | 9 054           | 15                           | 28 866                        | 833                          | 4 818        | 7 836         | 3 999        | 4 184          | 7 143            | 53                           |
| Central system .....                                 | 912                          | 352                          | 560             | —                            | 5 229                         | 74                           | 278          | 515           | 301          | 551            | 3 494            | 16                           |
| Vehicles available .....                             | 18 700                       | 7 100                        | 11 580          | 20                           | 38 537                        | 1 362                        | 6 353        | 11 902        | 5 409        | 5 951          | 7 495            | 65                           |
| 1 .....  | 10 108                       | 3 467                        | 6 636           | 5                            | 31 080                        | 975                          | 4 680        | 9 198         | 4 513        | 5 070          | 6 592            | 52                           |
| 2 or more .....                                      | 8 592                        | 3 633                        | 4 944           | 15                           | 7 457                         | 387                          | 1 673        | 2 704         | 896          | 881            | 903              | 13                           |
| House heating fuel .....                             | 23 333                       | 8 510                        | 14 803          | 20                           | 87 091                        | 2 279                        | 10 842       | 24 151        | 12 581       | 15 933         | 21 178           | 127                          |
| Utility gas .....                                    | 8 352                        | 3 405                        | 4 934           | 13                           | 25 749                        | 679                          | 3 857        | 7 169         | 4 715        | 3 664          | 5 636            | 29                           |
| Bottled, tank, or LP gas .....                       | 194                          | 35                           | 159             | —                            | 1 372                         | 17                           | 170          | 463           | 258          | 242            | 211              | 11                           |
| Electricity .....                                    | 297                          | 120                          | 177             | —                            | 4 445                         | 152                          | 209          | 690           | 611          | 666            | 2 107            | 10                           |
| Fuel oil, kerosene, etc. .....                       | 14 278                       | 4 858                        | 9 413           | 7                            | 54 641                        | 1 404                        | 6 509        | 15 641        | 6 845        | 11 247         | 12 926           | 69                           |
| Other .....  | 212                          | 92                           | 120             | —                            | 884                           | 27                           | 97           | 188           | 152          | 114            | 298              | 8                            |
| Water heating fuel .....                             | 23 328                       | 8 521                        | 14 787          | 20                           | 87 222                        | 2 277                        | 10 858       | 24 181        | 12 691       | 15 934         | 21 154           | 127                          |
| Utility gas .....                                    | 11 614                       | 5 008                        | 6 593           | 13                           | 32 762                        | 952                          | 5 242        | 9 246         | 5 586        | 4 784          | 6 911            | 41                           |
| Bottled, tank, or LP gas .....                       | 641                          | 264                          | 377             | —                            | 2 394                         | 61                           | 343          | 832           | 351          | 398            | 409              | —                            |
| Electricity .....                                    | 223                          | 101                          | 122             | —                            | 2 861                         | 120                          | 159          | 445           | 391          | 442            | 1 283            | 21                           |
| Fuel oil, kerosene, etc. .....                       | 10 755                       | 3 118                        | 7 630           | 7                            | 48 395                        | 1 139                        | 5 058        | 13 494        | 6 209        | 10 137         | 12 293           | 65                           |
| Other .....  | 95                           | 30                           | 65              | —                            | 810                           | 5                            | 56           | 164           | 154          | 173            | 258              | —                            |
| Family householder .....                             | 19 451                       | 7 404                        |                 |                              |                               |                              |              |               |              |                |                  |                              |



Table E-9. Owner- and Renter-Occupied Housing Units by Size of Household: 1980

(Data are estimates based on a sample, see Introduction. For meaning of symbols, see Introduction. For definitions of terms, see appendixes A and B)

| Newark city   | Total         | 1 person      | 2 persons     | 3 persons     | 4 persons     | 5 persons    | 6 persons    | 7 persons    | 8 or more persons | Median      | Total persons  |
|---|---------------|---------------|---------------|---------------|---------------|--------------|--------------|--------------|-------------------|-------------|----------------|
| <b>Owner-occupied housing units</b>                                   | <b>23 358</b> | <b>3 395</b>  | <b>5 789</b>  | <b>4 408</b>  | <b>3 987</b>  | <b>2 246</b> | <b>1 757</b> | <b>1 207</b> | <b>569</b>        | <b>3.07</b> | <b>87 444</b>  |
| Nonrelatives present  | 1 517         | -             | 291           | 289           | 234           | 237          | 198          | 168          | 100               | 4.26        | 7 331          |
| <b>ROOMS</b>  |               |               |               |               |               |              |              |              |                   |             |                |
| 1 to 3 rooms  | 1 014         | 400           | 260           | 141           | 100           | 71           | 33           | 9            | -                 | 1.91        | 2 644          |
| 4 rooms   | 2 957         | 597           | 972           | 637           | 469           | 165          | 69           | 39           | 9                 | 2.41        | 9 080          |
| 5 rooms   | 6 589         | 1 162         | 1 913         | 1 308         | 1 018         | 515          | 423          | 196          | 54                | 2.67        | 22 286         |
| 6 rooms   | 6 468         | 752           | 1 503         | 1 317         | 1 353         | 621          | 457          | 333          | 132               | 3.24        | 23 790         |
| 7 rooms   | 2 663         | 231           | 520           | 487           | 437           | 394          | 303          | 208          | 83                | 3.71        | 11 866         |
| 8 or more rooms   | 3 667         | 253           | 621           | 518           | 610           | 480          | 472          | 422          | 291               | 4.22        | 17 778         |
| Median  | 5.7           | 5.1           | 5.4           | 5.6           | 5.8           | 6.1          | 6.3          | 6.6          | 7.6               | ...         | ...            |
| <b>PLUMBING FACILITIES BY PERSONS PER ROOM</b>                        |               |               |               |               |               |              |              |              |                   |             |                |
| <b>Complete plumbing for exclusive use</b>                            | <b>22 631</b> | <b>3 324</b>  | <b>5 622</b>  | <b>4 323</b>  | <b>3 773</b>  | <b>2 182</b> | <b>1 677</b> | <b>1 173</b> | <b>557</b>        | <b>3.05</b> | <b>84 370</b>  |
| 1.00 or less  | 20 867        | 3 324         | 5 611         | 4 281         | 3 673         | 1 962        | 1 208        | 623          | 185               | 2.85        | 71 193         |
| 1.01 to 1.50  | 1 432         | -             | -             | 17            | 65            | 149          | 436          | 502          | 263               | 6.60        | 10 768         |
| 1.51 or more  | 332           | -             | 11            | 25            | 35            | 71           | 33           | 48           | 109               | 6.23        | 2 409          |
| <b>Lacking complete plumbing for exclusive use</b>                    | <b>727</b>    | <b>71</b>     | <b>167</b>    | <b>85</b>     | <b>214</b>    | <b>64</b>    | <b>80</b>    | <b>34</b>    | <b>12</b>         | <b>3.69</b> | <b>3 074</b>   |
| 1.00 or less  | 616           | 71            | 167           | 85            | 214           | 48           | 24           | 7            | -                 | 3.32        | 2 197          |
| 1.01 to 1.50  | 111           | -             | -             | -             | -             | 16           | 56           | 27           | 12                | 6.21        | 877            |
| 1.51 or more  | -             | -             | -             | -             | -             | -            | -            | -            | -                 | -           | -              |
| <b>UNITS IN STRUCTURE</b>   |               |               |               |               |               |              |              |              |                   |             |                |
| 1, detached or attached   | 8 521         | 992           | 2 006         | 1 567         | 1 375         | 914          | 796          | 582          | 289               | 3.31        | 32 293         |
| 2 or more   | 14 817        | 2 403         | 3 775         | 2 841         | 2 605         | 1 332        | 961          | 620          | 280               | 2.93        | 55 048         |
| Mobile home or trailer, etc.  | 20            | -             | 8             | -             | 7             | -            | -            | 5            | -                 | 3.79        | 103            |
| <b>VALUE</b>  |               |               |               |               |               |              |              |              |                   |             |                |
| <b>Specified owner-occupied housing units</b>                         | <b>7 965</b>  | <b>910</b>    | <b>1 850</b>  | <b>1 475</b>  | <b>1 301</b>  | <b>861</b>   | <b>734</b>   | <b>563</b>   | <b>271</b>        | <b>3.33</b> | <b>30 054</b>  |
| Less than \$10,000  | 331           | 52            | 135           | 37            | 40            | 27           | 15           | 14           | 11                | 2.34        | 882            |
| \$10,000 to \$19,999  | 1 219         | 190           | 271           | 172           | 194           | 108          | 118          | 116          | 50                | 3.36        | 4 702          |
| \$20,000 to \$29,999  | 2 101         | 297           | 452           | 407           | 339           | 214          | 155          | 173          | 64                | 3.24        | 7 365          |
| \$30,000 to \$39,999  | 2 065         | 181           | 453           | 431           | 293           | 254          | 225          | 162          | 66                | 3.42        | 8 011          |
| \$40,000 to \$49,999  | 1 337         | 132           | 337           | 208           | 255           | 158          | 113          | 82           | 52                | 3.46        | 5 604          |
| \$50,000 to \$59,999  | 529           | 36            | 116           | 104           | 113           | 83           | 72           | -            | 5                 | 3.58        | 2 109          |
| \$60,000 to \$79,999  | 330           | 16            | 79            | 85            | 67            | 17           | 27           | 16           | 23                | 3.32        | 1 214          |
| \$80,000 to \$99,999  | 38            | -             | 7             | 31            | -             | -            | -            | -            | -                 | 2.89        | 99             |
| \$100,000 to \$149,999  | 15            | 6             | -             | -             | -             | -            | -            | -            | -                 | 5.67        | 68             |
| \$150,000 or more   | -             | -             | -             | -             | -             | -            | -            | -            | -                 | -           | -              |
| Median  | \$31 500      | \$26 400      | \$31 300      | \$32 900      | \$32 700      | \$33 000     | \$34 300     | \$28 000     | \$31 600          | ...         | ...            |
| <b>SELECTED CHARACTERISTICS</b>                                       |               |               |               |               |               |              |              |              |                   |             |                |
| <b>All income levels in 1979</b>                                      | <b>23 358</b> | <b>3 395</b>  | <b>5 789</b>  | <b>4 408</b>  | <b>3 987</b>  | <b>2 246</b> | <b>1 757</b> | <b>1 207</b> | <b>569</b>        | <b>3.07</b> | <b>87 444</b>  |
| Median income   | \$18 408      | \$6 542       | \$14 952      | \$21 405      | \$22 989      | \$25 289     | \$23 794     | \$23 958     | \$26 023          | ...         | ...            |
| Median selected monthly owner costs as percentage of household income | 20.7          | 35.0          | 22.4          | 17.2          | 20.4          | 19.2         | 17.9         | 21.0         | 15.7              | ...         | ...            |
| With a mortgage   | 23.6          | 33.6          | 26.8          | 21.3          | 23.7          | 22.6         | 21.9         | 22.9         | 18.8              | ...         | ...            |
| Not mortgaged   | 16.3          | 36.4          | 18.4          | 13.8          | 10.1          | 11.3         | 12.9         | 10.9         | 12.6              | ...         | ...            |
| <b>Income in 1979 below poverty level</b>                             | <b>2 868</b>  | <b>798</b>    | <b>636</b>    | <b>395</b>    | <b>317</b>    | <b>245</b>   | <b>212</b>   | <b>155</b>   | <b>110</b>        | <b>2.50</b> | <b>...</b>     |
| Median income   | \$3 427       | \$2500-       | \$2 662       | \$3 788       | \$4 155       | \$6 388      | \$6 140      | \$6 573      | \$10 985          | ...         | ...            |
| Median selected monthly owner costs as percentage of household income | 50+           | 50+           | 50+           | 50+           | 50+           | 50+          | 50+          | 50+          | 50+               | ...         | ...            |
| With a mortgage   | 50+           | 50+           | 50+           | 50+           | 50+           | 50+          | 50+          | 50+          | 50+               | ...         | ...            |
| Not mortgaged   | 50+           | 50+           | 50+           | 50+           | 50+           | 27.5         | 26.4         | 17.5         | -                 | ...         | ...            |
| <b>Renter-occupied housing units</b>                                  | <b>87 554</b> | <b>25 817</b> | <b>20 384</b> | <b>15 149</b> | <b>11 762</b> | <b>6 955</b> | <b>3 802</b> | <b>2 427</b> | <b>1 258</b>      | <b>2.38</b> | <b>237 991</b> |
| Nonrelatives present  | 6 623         | -             | 2 269         | 1 468         | 1 065         | 739          | 615          | 297          | 170               | 3.21        | 23 725         |
| <b>ROOMS</b>  |               |               |               |               |               |              |              |              |                   |             |                |
| 1 room  | 4 152         | 3 512         | 498           | 90            | 23            | 10           | 19           | -            | -                 | 1.09        | 5 080          |
| 2 rooms   | 5 834         | 3 717         | 1 310         | 383           | 256           | 103          | 23           | 28           | 14                | 1.28        | 9 276          |
| 3 rooms   | 22 279        | 11 119        | 6 147         | 2 872         | 1 270         | 532          | 210          | 110          | 19                | 1.50        | 40 447         |
| 4 rooms   | 25 418        | 4 820         | 7 386         | 6 179         | 4 041         | 1 930        | 607          | 300          | 155               | 2.58        | 69 159         |
| 5 rooms   | 20 574        | 2 111         | 3 754         | 4 281         | 4 468         | 2 835        | 1 695        | 1 007        | 423               | 3.53        | 73 265         |
| 6 rooms   | 6 951         | 376           | 1 067         | 1 077         | 1 333         | 1 238        | 801          | 673          | 386               | 4.22        | 29 581         |
| 7 or more rooms   | 2 346         | 162           | 222           | 267           | 371           | 307          | 447          | 309          | 261               | 4.99        | 11 183         |
| Median  | 4.0           | 3.0           | 3.8           | 4.2           | 4.6           | 4.8          | 5.1          | 5.3          | 5.5               | ...         | ...            |
| <b>PLUMBING FACILITIES BY PERSONS PER ROOM</b>                        |               |               |               |               |               |              |              |              |                   |             |                |
| <b>Complete plumbing for exclusive use</b>                            | <b>83 523</b> | <b>24 408</b> | <b>19 594</b> | <b>14 639</b> | <b>11 211</b> | <b>6 631</b> | <b>3 601</b> | <b>2 234</b> | <b>1 205</b>      | <b>2.39</b> | <b>227 205</b> |
| 1.00 or less  | 73 234        | 24 408        | 19 167        | 14 216        | 9 772         | 4 203        | 1 172        | 266          | 30                | 2.14        | 169 904        |
| 1.01 to 1.50  | 7 555         | -             | -             | 347           | 1 207         | 1 806        | 2 187        | 1 563        | 445               | 5.69        | 41 728         |
| 1.51 or more  | 2 734         | -             | 427           | 76            | 232           | 622          | 242          | 405          | 730               | 5.54        | 15 573         |
| <b>Lacking complete plumbing for exclusive use</b>                    | <b>4 031</b>  | <b>1 409</b>  | <b>790</b>    | <b>510</b>    | <b>551</b>    | <b>324</b>   | <b>201</b>   | <b>193</b>   | <b>53</b>         | <b>2.27</b> | <b>10 786</b>  |
| 1.00 or less  | 3 325         | 1 409         | 719           | 460           | 441           | 177          | 76           | 43           | -                 | 1.85        | 7 141          |
| 1.01 to 1.50  | 464           | -             | -             | 36            | 63            | 124          | 115          | 117          | 9                 | 5.58        | 2 573          |
| 1.51 or more  | 242           | -             | 71            | 14            | 47            | 23           | 10           | 33           | 44                | 4.27        | 1 072          |
| <b>UNITS IN STRUCTURE</b>   |               |               |               |               |               |              |              |              |                   |             |                |
| 1, detached or attached   | 2 296         | 318           | 276           | 400           | 455           | 306          | 209          | 181          | 151               | 3.84        | 9 171          |
| 2   | 10 883        | 2 249         | 2 672         | 2 251         | 1 837         | 990          | 453          | 296          | 135               | 2.73        | 31 278         |
| 3 and 4   | 24 289        | 4 997         | 5 905         | 4 814         | 3 659         | 2 387        | 1 343        | 797          | 387               | 2.76        | 71 825         |
| 5 to 9  | 12 747        | 2 918         | 2 870         | 2 364         | 2 111         | 1 110        | 685          | 524          | 165               | 2.75        | 37 451         |
| 10 to 49  | 16 020        | 5 913         | 3 933         | 2 728         | 1 706         | 871          | 499          | 205          | 165               | 2.03        | 37 893         |
| 50 or more  | 21 192        | 9 383         | 4 657         | 2 584         | 1 994         | 1 291        | 604          | 424          | 255               | 1.76        | 50 128         |
| Mobile home or trailer, etc.  | 127           | 39            | 71            | 8             | -             | -            | 9            | -            | -                 | 1.85        | 245            |
| <b>GROSS RENT</b>   |               |               |               |               |               |              |              |              |                   |             |                |
| <b>Specified renter-occupied housing units</b>                        | <b>87 262</b> | <b>25 780</b> | <b>20 338</b> | <b>15 106</b> | <b>11 711</b> | <b>6 900</b> | <b>3 778</b> | <b>2 416</b> | <b>1 233</b>      | <b>2.38</b> | <b>236 849</b> |
| Less than \$100   | 11 836        | 5 845         | 2 197         | 1 469         | 934           | 724          | 279          | 239          | 149               | 1.53        | 26 827         |
| \$100 to \$149  | 8 363         | 4 136         | 1 942         | 958           | 538           | 318          | 213          | 131          | 127               | 1.52        | 17 887         |
| \$150 to \$199  | 16 376        | 6 048         | 4 479         | 2 592         | 1 606         | 886          | 439          | 199          | 127               | 1.98        | 37 726         |
| \$200 to \$249  | 23 140        | 5 969         | 5 923         | 4 647         | 3 469         | 1 747        | 764          | 468          | 153               | 2.45        | 60 380         |
| \$250 to \$299  | 15 539        | 2 485         | 3 553         | 3 317         | 2 844         | 1 613        | 913          | 578          | 236               | 3.02        | 48 250         |
| \$300 to \$349  | 6 814         | 704           | 1 335         | 1 233         | 1 305         | 965          | 553          | 458          | 261               | 3.60        | 25 664         |
| \$350 to \$399  | 2 632         | 232           | 438           | 463           | 609           | 319          | 321          | 179          | 71                | 3.80        | 10 174         |
| \$400 to \$499  | 1 289         | 85            | 201           | 190           | 246           | 202          | 157          | 129          | 79                | 4.18        | 5 742          |
| \$500 or more   | 358           | 26            | 20            | 77            | 39            | 62           | 88           | 16           | 30                | 4.77        | 1 705          |
| No cash rent  | 915           | 250           | 250           | 160           | 121           | 64           | 51           | 19           | -                 | 2.33        | 2 494          |
| Median  | \$215         | \$176         | \$212         | \$228         | \$241         | \$244        | \$260        | \$266        | \$268             | ...         | ...            |
| <b>SELECTED CHARACTERISTICS</b>                                       |               |               |               |               |               |              |              |              |                   |             |                |
| <b>All income levels in 1979</b>                                      | <b>87 554</b> | <b>25 817</b> | <b>20 384</b> | <b>15 149</b> | <b>11 762</b> | <b>6 955</b> | <b>3 802</b> | <b>2 427</b> | <b>1 258</b>      | <b>2.38</b> | <b>237 991</b> |
| Median income   | \$8 359       | \$4 877       | \$9 405       | \$9 790       | \$10 957      | \$10 091     | \$10 399     | \$12 384     | \$11 548          | ...         | ...            |
| Median gross rent as percentage of household income                   | 25.7          | 29.0          | 23.7          | 24.6          | 23.9          | 24.6         | 27.0         | 24.2         | 21.4              | ...         | ...            |
| <b>Income in 1979 below poverty level</b>                             | <b>32 839</b> | <b>9 943</b>  | <b>5 828</b>  | <b>5 562</b>  | <b>4 449</b>  | <b>3 185</b> | <b>1 953</b> | <b>1 128</b> | <b>791</b>        | <b>2.62</b> | <b>...</b>     |
| Median income   | \$3 898       | \$2500-       | \$3 176       | \$3 520       | \$3 817       | \$5 126      | \$6 113      | \$6 382      | \$8 010           | ...         | ...            |
| Median gross rent as percentage of household income                   | 50+           | 50+           | 50+           | 50+           | 50+           | 50+          | 50+          | 44.6         | 37.4              | ...         | ...            |

Table E—10. Household Composition and Age of Householder for Owner- and Renter-Occupied Housing Units: 1980

[Data are estimates based on a sample, see Introduction. For meaning of symbols, see Introduction. For definitions of terms, see appendices A and B.]

| Newark city   | Married-couple families |                |                |                |                |                   |                |                |                   |                | Male householder, no wife present |                |                |                |                | Female householder, no husband present |                |                |                   |                | Median age |                   |
|---|-------------------------|----------------|----------------|----------------|----------------|-------------------|----------------|----------------|-------------------|----------------|-----------------------------------|----------------|----------------|----------------|----------------|--|----------------|----------------|-------------------|----------------|------------|-------------------|
|   | 15 to 24 years          |                | 25 to 34 years |                | 35 to 44 years |                   | 45 to 64 years |                | 65 years and over |                | 15 to 24 years                    |                | 25 to 34 years |                | 35 to 44 years |  | 45 to 64 years |                | 65 years and over |                |            |                   |
|   | Total                   | 15 to 24 years | 25 to 34 years | 35 to 44 years | 45 to 64 years | 65 years and over | 15 to 24 years | 25 to 34 years | 35 to 44 years    | 45 to 64 years | 65 years and over                 | 15 to 24 years | 25 to 34 years | 35 to 44 years | 45 to 64 years | 65 years and over                      | 15 to 24 years | 25 to 34 years | 35 to 44 years    | 45 to 64 years |            | 65 years and over |
| <b>Owner-occupied housing units</b>   | 23 358                  | 77             | 1 247          | 3 275          | 7 399          | 2 701             | 71             | 211            | 292               | 1 142          | 752                               | 86             | 320            | 919            | 2 438          | 2 428                                  | 54.7           |                |                   |                |            |                   |
| <b>PERSONS IN UNIT</b>  |                         |                |                |                |                |                   |                |                |                   |                |                                   |                |                |                |                |  |                |                |                   |                |            |                   |
| 1 person  | 3 395                   | —              | 115            | 181            | 1 736          | 627               | 31             | 110            | 75                | 506            | 391                               | 21             | 43             | 70             | 703            | 1 445                                  | 66.2           |                |                   |                |            |                   |
| 2 persons   | 5 789                   | 21             | 229            | 387            | 1 894          | 607               | 9              | 31             | 34                | 264            | 212                               | 21             | 54             | 148            | 679            | 1 454                                  | 62.5           |                |                   |                |            |                   |
| 3 persons   | 4 408                   | 16             | 435            | 606            | 2 222          | 83                | 10             | 12             | 29                | 158            | 89                                | 19             | 50             | 154            | 472            | 259                                    | 56.1           |                |                   |                |            |                   |
| 4 persons   | 3 987                   | 32             | 217            | 332            | 1 882          | 83                | —              | 14             | 27                | 66             | 31                                | —              | 61             | 206            | 78             | —                                      | 46.2           |                |                   |                |            |                   |
| 5 persons   | 2 246                   | —              | 8              | 251            | 1 086          | 162               | —              | —              | 48                | 82             | 10                                | —              | 50             | 118            | 50             | —                                      | 45.7           |                |                   |                |            |                   |
| 6 or more persons   | 3 533                   | 8              | 4.14           | 3.54           | 2.33           | 3.55              | 1.71           | 1.46           | 2.40              | 1.75           | 1.46                              | —              | 2.55           | 2.92           | 2.26           | —                                      | 45.7           |                |                   |                |            |                   |
| Median  | 3.07                    | 3.18           | 6 139          | 17 733         | 31 877         | 7 960             | 179            | 496            | 1 086             | 2 914          | 1 551                             | 261            | 1 155          | 3 864          | 7 435          | 4 486                                  | 45.7           |                |                   |                |            |                   |
| Total persons   | 87 444                  |                |                |                |                |                   |                |                |                   |                |                                   |                |                |                |                |  | 54.7           |                |                   |                |            |                   |
| <b>PLUMBING FACILITIES BY PERSONS PER ROOM</b>  |                         |                |                |                |                |                   |                |                |                   |                |                                   |                |                |                |                |  |                |                |                   |                |            |                   |
| Complete plumbing for exclusive use   | 22 631                  | 77             | 1 177          | 3 103          | 7 163          | 2 624             | 61             | 211            | 292               | 1 127          | 745                               | 86             | 313            | 911            | 2 360          | 2 381                                  | 54.8           |                |                   |                |            |                   |
| 1.01 or more persons per room   | 1 764                   | 9              | 178            | 656            | 541            | 104               | —              | —              | 30                | 22             | 9                                 | —              | 8              | 89             | 83             | 11                                     | 43.9           |                |                   |                |            |                   |
| Locking complete plumbing for exclusive use   | 727                     | —              | 70             | 172            | 236            | 77                | 10             | —              | —                 | 15             | 7                                 | —              | 7              | 8              | 78             | 47                                     | 51.6           |                |                   |                |            |                   |
| 1.01 or more persons per room   | 111                     | —              | 26             | 44             | —              | —                 | —              | —              | —                 | —              | —                                 | —              | —              | —              | —              | —                                      | 42.2           |                |                   |                |            |                   |
| <b>MORTGAGE STATUS AND SELECTED MONTHLY OWNER COSTS AS PERCENTAGE OF HOUSEHOLD INCOME IN 1979</b> |                         |                |                |                |                |                   |                |                |                   |                |                                   |                |                |                |                |  |                |                |                   |                |            |                   |
| Specified owner-occupied housing units  | 7 965                   | 9              | 469            | 1 085          | 2 654          | 935               | 10             | 42             | 136               | 319            | 213                               | 16             | 108            | 390            | 807            | 772                                    | 54.2           |                |                   |                |            |                   |
| With a mortgage   | 4 721                   | 9              | 448            | 936            | 1 722          | 304               | 6              | 35             | 109               | 304            | 50                                | 16             | 87             | 329            | 439            | 101                                    | 47.9           |                |                   |                |            |                   |
| Less than 15 percent  | 1 050                   | 5              | 32             | 226            | 546            | 58                | —              | 10             | 35                | 28             | —                                 | —              | —              | 17             | 93             | —                                      | 50.7           |                |                   |                |            |                   |
| 15 to 19 percent  | 826                     | —              | 85             | 236            | 359            | 24                | —              | —              | 13                | 22             | 11                                | —              | 7              | 19             | 32             | 18                                     | 47.6           |                |                   |                |            |                   |
| 20 to 24 percent  | 628                     | 4              | 60             | 96             | 628            | 57                | —              | 6              | 21                | 22             | 6                                 | —              | —              | 37             | 42             | 7                                      | 48.3           |                |                   |                |            |                   |
| 25 to 29 percent  | 534                     | —              | 77             | 100            | 171            | 8                 | —              | —              | 10                | 13             | —                                 | —              | 19             | 21             | 95             | 20                                     | 48.3           |                |                   |                |            |                   |
| 30 to 34 percent  | 1 463                   | —              | 57             | 100            | 463            | 25                | —              | 14             | 12                | 18             | —                                 | —              | 10             | 57             | 78             | —                                      | 44.2           |                |                   |                |            |                   |
| 35 percent or more  | 1 166                   | —              | 129            | 165            | 261            | 132               | —              | —              | 18                | 45             | 33                                | 16             | 51             | 178            | 93             | 45                                     | 45.9           |                |                   |                |            |                   |
| Not computed  | 54                      | —              | 8              | 13             | 5              | —                 | 6              | 5              | —                 | —              | —                                 | —              | —              | —              | 6              | —                                      | 38.1           |                |                   |                |            |                   |
| Median  | 23.6                    | 14.5           | 27.8           | 20.0           | 19.4           | 31.0              | —              | 24.2           | 21.5              | 23.4           | 50+                               | 50+            | 50+            | 39.5           | 27.6           | 40.0                                   | 38.1           |                |                   |                |            |                   |
| Not mortgaged   | 3 244                   | —              | 21             | 149            | 932            | 631               | 4              | 7              | 27                | 89             | 163                               | —              | 21             | 61             | 368            | 671                                    | 63.3           |                |                   |                |            |                   |
| Less than 10 percent  | 724                     | —              | 5              | 65             | 346            | 141               | —              | —              | 7                 | 42             | 31                                | —              | —              | —              | 41             | 43                                     | 59.3           |                |                   |                |            |                   |
| 10 to 14 percent  | 449                     | —              | 7              | 48             | 226            | 127               | —              | —              | 14                | 15             | 41                                | —              | 13             | 16             | 48             | 126                                    | 61.1           |                |                   |                |            |                   |
| 15 to 19 percent  | 319                     | —              | 9              | 28             | 155            | 96                | —              | —              | 6                 | 14             | 15                                | —              | 9              | 9              | 53             | 64                                     | 62.3           |                |                   |                |            |                   |
| 20 to 24 percent  | 112                     | —              | —              | —              | 100            | 85                | —              | —              | —                 | 21             | 10                                | —              | 8              | 6              | 37             | 66                                     | 65.1           |                |                   |                |            |                   |
| 25 to 29 percent  | 112                     | —              | —              | —              | 6              | 46                | —              | —              | 9                 | —              | 19                                | —              | 8              | 6              | 16             | 41                                     | 72.6           |                |                   |                |            |                   |
| 30 to 34 percent  | 104                     | —              | —              | —              | 7              | 20                | —              | —              | —                 | 14             | 6                                 | —              | —              | —              | 26             | 34                                     | 71.4           |                |                   |                |            |                   |
| 35 percent or more  | 104                     | —              | —              | —              | 76             | 95                | —              | —              | —                 | 6              | 36                                | —              | —              | —              | 122            | 286                                    | 67.9           |                |                   |                |            |                   |
| Not computed  | 16.3                    | —              | 13.9           | 11.0           | 12.5           | 16.9              | 27.5           | 10             | 18.3              | 13.0           | 18.2                              | —              | —              | 24             | 25             | 11                                     | 54.4           |                |                   |                |            |                   |
| Median  | 16.3                    | —              | 13.9           | 11.0           | 12.5           | 16.9              | 27.5           | 10             | 18.3              | 13.0           | 18.2                              | —              | —              | 24             | 25             | 11                                     | 54.4           |                |                   |                |            |                   |
| <b>Renter-occupied housing units</b>  | 87 554                  | 1 719          | 7 229          | 5 787          | 8 639          | 3 624             | 1 375          | 3 197          | 3 178             | 4 980          | 2 682                             | 5 596          | 11 620         | 8 381          | 11 410         | 8 067                                  | 42.2           |                |                   |                |            |                   |
| <b>PERSONS IN UNIT</b>  |                         |                |                |                |                |                   |                |                |                   |                |                                   |                |                |                |                |  |                |                |                   |                |            |                   |
| 1 person  | 25 817                  | —              | 1 355          | 769            | 3 210          | 618               | 732            | 2 011          | 2 159             | 3 501          | 2 162                             | 739            | 1 994          | 1 204          | 4 984          | 6 331                                  | 56.3           |                |                   |                |            |                   |
| 2 persons   | 20 384                  | 518            | 1 995          | 1 077          | 2 063          | 594               | 328            | 591            | 513               | 875            | 406                               | 1 719          | 2 198          | 1 253          | 2 666          | 1 295                                  | 48.1           |                |                   |                |            |                   |
| 3 persons   | 15 149                  | 714            | 2 081          | 1 564          | 1 469          | 191               | 207            | 272            | 169               | 321            | 69                                | 1 641          | 2 845          | 1 509          | 1 454          | 2 119                                  | 34.8           |                |                   |                |            |                   |
| 4 persons   | 11 762                  | 310            | 1 023          | 1 101          | 934            | 148               | 63             | 183            | 179               | 179            | 34                                | 805            | 2 136          | 1 505          | 930            | 1 433                                  | 35.8           |                |                   |                |            |                   |
| 5 persons   | 6 955                   | 112            | 775            | 1 276          | 963            | 73                | 34             | 69             | 62                | 41             | 11                                | 464            | 1 412          | 985            | 493            | 66                                     | 36.5           |                |                   |                |            |                   |
| 6 or more persons   | 7 487                   | 75             | 363            | 417            | 304            | 219               | 144            | 129            | 124               | 121            | 112                               | 228            | 1 035          | 1 925          | 883            | 13                                     | 39.0           |                |                   |                |            |                   |
| Median  | 2.38                    | 2.93           | 3.63           | 4.17           | 3.04           | 2.93              | 2.71           | 2.99           | 3.07              | 3.07           | 3.189                             | 2.71           | 3.07           | 3.65           | 1.77           | 1.14                                   | 39.0           |                |                   |                |            |                   |
| Total persons   | 237 991                 | 5 580          | 27 001         | 24 630         | 29 174         | 8 384             | 2 484          | 5 575          | 5 218             | 7 393          | 3 189                             | 15 501         | 36 303         | 31 394         | 26 391         | 9 774                                  | 42.2           |                |                   |                |            |                   |
| <b>PLUMBING FACILITIES BY PERSONS PER ROOM</b>  |                         |                |                |                |                |                   |                |                |                   |                |                                   |                |                |                |                |  |                |                |                   |                |            |                   |
| Complete plumbing for exclusive use   | 83 523                  | 1 681          | 6 945          | 5 530          | 8 268          | 3 504             | 1 229          | 3 025          | 2 934             | 4 655          | 2 540                             | 5 174          | 11 172         | 7 972          | 11 043         | 7 851                                  | 42.4           |                |                   |                |            |                   |
| 1.01 or more persons per room   | 10 289                  | 217            | 1 487          | 1 659          | 371            | 142               | 107            | 149            | 191               | 106            | 39                                | 811            | 1 654          | 1 808          | 846            | 67                                     | 36.7           |                |                   |                |            |                   |
| Locking complete plumbing for exclusive use   | 4 031                   | 168            | 284            | 257            | 371            | 120               | 146            | 172            | 244               | 325            | 142                               | 422            | 448            | 409            | 367            | 216                                    | 39.0           |                |                   |                |            |                   |
| 1.01 or more persons per room   | 706                     | 29             | 101            | 84             | 71             | 24                | —              | —              | 31                | 15             | —                                 | 58             | 137            | 96             | 51             | 9                                      | 36.0           |                |                   |                |            |                   |
| <b>GROSS RENT AS PERCENTAGE OF HOUSEHOLD INCOME IN 1979</b>                                       |                         |                |                |                |                |                   |                |                |                   |                |                                   |                |                |                |                |  |                |                |                   |                |            |                   |
| Specified renter-occupied housing units   | 87 262                  | 1 789          | 7 196          | 5 746          | 8 589          | 3 624             | 1 375          | 3 197          | 3 178             | 4 955          | 2 682                             | 5 588          | 11 591         | 8 331          | 11 390         | 8 049                                  | 42.2           |                |                   |                |            |                   |
| Less than 15 percent  | 18 034                  | 484            | 2 161          | 3 379          | 3 461          | 870               | 163            | 603            | 849               | 1 278          | 387                               | 5 588          | 11 591         | 8 331          | 11 390         | 8 049                                  | 42.2           |                |                   |                |            |                   |
| 15 to 19 percent  | 12 599                  | 321            | 1 452          | 3 210          | 3 631          | 631               | 200            | 644            | 633               | 783            | 445                               | 405            | 1 155          | 948            | 1 497          | 1 049                                  | 44.8           |                |                   |                |            |                   |
| 20 to 24 percent  | 10 004                  | 154            | 927            | 668            | 768            | 529               | 178            | 318            | 318               | 589            | 362                               | 323            | 332            | 505            | 936            | 1 184                                  | 42.9           |                |                   |                |            |                   |
| 25 to 29 percent  | 7 144                   | 56             | 679            | 332            | 692            | 352               | 91             | 357            | 291               | 352            | 329                               | 323            | 332            | 332            | 717            | 982                                    | 43.6           |                |                   |                |            |                   |
| 30 to 34 percent  | 5 270                   | 140            | 503            | 264            | 444            | 227               | 162            | 198            | 129               | 263            | 148                               | 807            | 477            | 608            | 772            | 508                                    | 42.2           |                |                   |                |            |                   |
| 35 to 49 percent  | 9 345                   | 215            | 572            | 304            | 553            | 442               | 158            | 286            | 251               | 419            | 313                               | 807            | 477            | 1 074          | 1 442          | 1 042                                  | 42.2           |                |                   |                |            |                   |
| 50 percent or more  | 20 885                  | 214            | 685            | 459            | 806            | 404               | 337            | 454            | 545               | 1 057          | 511                               | 2 563          | 4 424          | 2 936          | 3 036          | 2 364                                  | 38.6           |                |                   |                |            |                   |
| Not computed  | 3 981                   | 75             | 217            | 193            | 362            | 169               | 86             | 183            | 162               | 169            | 169                               | 342            | 162            | 242            | 585            | 350                                    | 42.6           |                |                   |                |            |                   |
| Median  | 25.7                    | 21.5           | 19.6           | 16.7           | 17.2           | 22.1              | 30.4           | 22.6           | 20.4              | 22.6           | 25.8                              | 48             |                |                |                |  |                |                |                   |                |            |                   |



**Table E-11. Age and Sex of Householder in One-Person Households for Owner- and Renter-Occupied Housing Units: 1980**

[Data are estimates based on a sample, see Introduction. For meaning of symbols, see Introduction. For definitions of terms, see appendixes A and B.]

| Newark city   | Male householder |                |                |                |                |                   | Female householder |                |                |                |                |                   |              |
|---|------------------|----------------|----------------|----------------|----------------|-------------------|--------------------|----------------|----------------|----------------|----------------|-------------------|--------------|
|   | Total            | 15 to 24 years | 25 to 34 years | 35 to 44 years | 45 to 64 years | 65 years and over | Total              | 15 to 24 years | 25 to 34 years | 35 to 44 years | 45 to 64 years | 65 years and over |              |
| <b>Owner-occupied housing units</b> .....   | <b>3 395</b>     | <b>1 113</b>   | <b>31</b>      | <b>110</b>     | <b>75</b>      | <b>506</b>        | <b>391</b>         | <b>2 282</b>   | <b>21</b>      | <b>43</b>      | <b>70</b>      | <b>703</b>        | <b>1 445</b> |
| <b>PLUMBING FACILITIES</b>  |                  |                |                |                |                |                   |                    |                |                |                |                |                   |              |
| Complete plumbing for exclusive use .....   | 3 324            | 1 113          | 31             | 110            | 75             | 506               | 391                | 2 211          | 21             | 43             | 70             | 664               | 1 413        |
| Locking complete plumbing for exclusive use .....                                   | 71               | -              | -              | -              | -              | -                 | -                  | 71             | -              | -              | -              | 39                | 32           |
| <b>UNITS IN STRUCTURE</b>   |                  |                |                |                |                |                   |                    |                |                |                |                |                   |              |
| 1, detached or attached .....   | 992              | 314            | 6              | 16             | 36             | 147               | 109                | 678            | -              | 25             | 14             | 171               | 468          |
| 2 or more .....   | 2 403            | 799            | 25             | 94             | 39             | 359               | 282                | 1 604          | 21             | 18             | 56             | 532               | 977          |
| Mobile home or trailer, etc. ....   | -                | -              | -              | -              | -              | -                 | -                  | -              | -              | -              | -              | -                 | -            |
| <b>HOUSEHOLD INCOME IN 1979</b>   |                  |                |                |                |                |                   |                    |                |                |                |                |                   |              |
| Less than \$5,000 .....   | 1 349            | 281            | 6              | 12             | 7              | 115               | 141                | 1 068          | 14             | 9              | 13             | 240               | 792          |
| \$5,000 to \$9,999 .....  | 1 022            | 255            | 18             | 25             | 12             | 62                | 138                | 767            | 7              | 8              | 26             | 250               | 476          |
| \$10,000 to \$12,499 .....  | 332              | 125            | -              | 12             | 12             | 84                | 17                 | 207            | -              | 7              | -              | 116               | 84           |
| \$12,500 to \$14,999 .....  | 168              | 102            | -              | 17             | 8              | 57                | 20                 | 66             | -              | 10             | -              | 19                | 37           |
| \$15,000 to \$19,999 .....  | 256              | 137            | -              | 22             | -              | 79                | 36                 | 119            | -              | 9              | 31             | 47                | 32           |
| \$20,000 to \$24,999 .....  | 121              | 85             | -              | -              | 12             | 51                | 22                 | 66             | -              | -              | -              | 20                | 16           |
| \$25,000 to \$34,999 .....  | 94               | 83             | 7              | 22             | 15             | 39                | -                  | 11             | -              | -              | -              | 11                | -            |
| \$35,000 to \$49,999 .....  | 39               | 39             | -              | -              | 9              | 13                | 17                 | 8              | -              | -              | -              | -                 | 8            |
| \$50,000 or more .....  | 14               | 6              | -              | -              | -              | 6                 | -                  | 8              | -              | -              | -              | -                 | 8            |
| Median .....  | \$6 542          | \$10 410       | \$8 819        | \$13 382       | \$14 531       | \$12 262          | \$6 273            | \$5 433        | \$3 906        | \$11 607       | \$9 500        | \$7 445           | \$4 712      |
| Mean .....  | \$8 556          | \$12 191       | \$11 162       | \$13 792       | \$17 992       | \$13 431          | \$9 105            | \$6 783        | \$3 293        | \$10 953       | \$11 133       | \$7 897           | \$5 957      |
| <b>MORTGAGE STATUS AND SELECTED MONTHLY OWNER COSTS</b>                             |                  |                |                |                |                |                   |                    |                |                |                |                |                   |              |
| Specified owner-occupied housing units .....  | 910              | 296            | 6              | 16             | 30             | 147               | 97                 | 614            | -              | 25             | 6              | 153               | 430          |
| With a mortgage .....   | 299              | 176            | 6              | 16             | 24             | 92                | 38                 | 123            | -              | 17             | -              | 58                | 48           |
| Less than \$200 .....   | 49               | 28             | -              | -              | -              | 17                | 11                 | 21             | -              | -              | -              | 12                | 9            |
| \$200 to \$249 .....  | 61               | 32             | -              | -              | -              | 32                | -                  | 29             | -              | -              | -              | 11                | 18           |
| \$250 to \$299 .....  | 41               | 18             | -              | -              | -              | 9                 | 9                  | 23             | -              | -              | -              | 12                | 11           |
| \$300 to \$349 .....  | 46               | 33             | -              | 5              | 5              | 14                | 9                  | 13             | -              | -              | -              | 7                 | 6            |
| \$350 to \$399 .....  | 30               | 16             | -              | -              | 7              | 9                 | -                  | 14             | -              | 10             | -              | -                 | 4            |
| \$400 to \$499 .....  | 41               | 28             | 6              | 5              | 6              | 11                | -                  | 13             | -              | 7              | -              | 6                 | -            |
| \$500 to \$599 .....  | 12               | 12             | -              | 6              | 6              | -                 | -                  | -              | -              | -              | -              | -                 | -            |
| \$600 to \$749 .....  | 9                | 9              | -              | -              | -              | -                 | 9                  | -              | -              | -              | -              | -                 | -            |
| \$750 or more .....   | 10               | -              | -              | -              | -              | -                 | -                  | 10             | -              | -              | -              | 10                | -            |
| Median .....  | \$298            | \$315          | \$425          | \$480          | \$425          | \$245             | \$294              | \$275          | -              | \$392          | -              | \$275             | \$242        |
| Not mortgaged .....   | 611              | 120            | -              | -              | 6              | 55                | 59                 | 491            | -              | 8              | 6              | 95                | 382          |
| Less than \$50 .....  | 6                | -              | -              | -              | -              | -                 | -                  | 6              | -              | -              | 6              | -                 | -            |
| \$50 to \$74 .....  | -                | -              | -              | -              | -              | -                 | -                  | -              | -              | -              | -              | -                 | -            |
| \$75 to \$99 .....  | 37               | -              | -              | -              | -              | -                 | -                  | 37             | -              | -              | -              | 16                | 21           |
| \$100 to \$124 .....  | 54               | 11             | -              | -              | 6              | -                 | 5                  | 43             | -              | -              | -              | -                 | 43           |
| \$125 to \$149 .....  | 44               | 11             | -              | -              | -              | -                 | -                  | 33             | -              | -              | -              | 8                 | 25           |
| \$150 to \$199 .....  | 188              | 38             | -              | -              | -              | 18                | 20                 | 150            | -              | -              | -              | 16                | 134          |
| \$200 to \$249 .....  | 130              | 28             | -              | -              | -              | 16                | 12                 | 102            | -              | 8              | -              | 15                | 79           |
| \$250 or more .....   | 152              | 32             | -              | -              | -              | 21                | 11                 | 120            | -              | -              | -              | 40                | 80           |
| Median .....  | \$194            | \$200          | -              | -              | \$113          | \$230             | \$184              | \$192          | -              | \$225          | \$50-          | \$225             | \$188        |
| <b>SELECTED CHARACTERISTICS</b>   |                  |                |                |                |                |                   |                    |                |                |                |                |                   |              |
| Median selected monthly owner costs as percentage of household income in 1979 ..... | 35.0             | 24.8           | -              | 24.6           | 31.7           | 23.2              | 45.9               | 38.6           | -              | 32.2           | -              | 34.4              | 43.0         |
| With a mortgage .....   | 33.6             | 31.6           | -              | 24.6           | 32.9           | 24.6              | 50+                | 34.7           | -              | 34.2           | -              | 34.0              | 50+          |
| Not mortgaged .....   | 36.4             | 22.4           | -              | -              | 17.5           | 22.3              | 24.2               | 38.8           | -              | 27.5           | -              | 35.1              | 42.5         |
| Income in 1979 below poverty level .....  | 798              | 182            | 6              | 12             | 7              | 67                | 90                 | 616            | 14             | 9              | 13             | 151               | 429          |
| Percent below poverty level .....   | 23.5             | 16.4           | 19.4           | 10.9           | 9.3            | 13.2              | 23.0               | 27.0           | 66.7           | 20.9           | 18.6           | 21.5              | 29.7         |
| <b>Renter-occupied housing units</b> .....  | <b>25 817</b>    | <b>10 565</b>  | <b>732</b>     | <b>2 011</b>   | <b>2 159</b>   | <b>3 501</b>      | <b>2 162</b>       | <b>15 252</b>  | <b>739</b>     | <b>1 994</b>   | <b>1 204</b>   | <b>4 984</b>      | <b>6 331</b> |
| <b>PLUMBING FACILITIES</b>  |                  |                |                |                |                |                   |                    |                |                |                |                |                   |              |
| Complete plumbing for exclusive use .....   | 24 408           | 9 693          | 594            | 1 859          | 1 961          | 3 253             | 2 026              | 14 715         | 618            | 1 931          | 1 121          | 4 846             | 6 199        |
| Locking complete plumbing for exclusive use .....                                   | 1 409            | 872            | 138            | 152            | 198            | 248               | 136                | 537            | 121            | 63             | 83             | 138               | 132          |
| <b>UNITS IN STRUCTURE</b>   |                  |                |                |                |                |                   |                    |                |                |                |                |                   |              |
| 1, detached or attached .....   | 318              | 184            | -              | 15             | 9              | 106               | 54                 | 134            | 11             | 9              | 15             | 56                | 43           |
| 2 .....   | 2 249            | 891            | 41             | 161            | 259            | 297               | 133                | 1 358          | 26             | 124            | 147            | 474               | 587          |
| 3 and 4 .....   | 4 997            | 2 119          | 196            | 421            | 541            | 721               | 240                | 2 878          | 178            | 420            | 338            | 1 116             | 826          |
| 5 to 9 .....  | 2 918            | 1 103          | 101            | 148            | 220            | 474               | 160                | 1 815          | 45             | 160            | 162            | 806               | 638          |
| 10 to 49 .....  | 5 913            | 2 605          | 254            | 518            | 593            | 810               | 430                | 3 308          | 184            | 533            | 304            | 1 035             | 1 252        |
| 50 or more .....  | 9 383            | 3 652          | 129            | 748            | 537            | 1 093             | 1 145              | 5 731          | 277            | 734            | 238            | 1 497             | 2 985        |
| Mobile home or trailer, etc. ....   | 39               | 11             | 11             | -              | -              | -                 | -                  | 28             | 18             | 10             | -              | -                 | -            |
| <b>HOUSEHOLD INCOME IN 1979</b>   |                  |                |                |                |                |                   |                    |                |                |                |                |                   |              |
| Less than \$5,000 .....   | 13 312           | 4 175          | 365            | 455            | 610            | 1 448             | 1 297              | 9 137          | 357            | 497            | 579            | 2 843             | 4 861        |
| \$5,000 to \$9,999 .....  | 5 852            | 2 267          | 157            | 446            | 411            | 681               | 572                | 3 585          | 319            | 608            | 312            | 1 212             | 1 134        |
| \$10,000 to \$12,499 .....  | 2 224            | 1 243          | 96             | 355            | 249            | 427               | 116                | 981            | 39             | 291            | 120            | 344               | 187          |
| \$12,500 to \$14,999 .....  | 1 536            | 766            | 51             | 157            | 270            | 252               | 36                 | 770            | 16             | 317            | 72             | 316               | 49           |
| \$15,000 to \$19,999 .....  | 1 757            | 1 221          | 56             | 385            | 363            | 379               | 38                 | 536            | 8              | 194            | 112            | 154               | 68           |
| \$20,000 to \$24,999 .....  | 556              | 389            | -              | 93             | 130            | 128               | 38                 | 167            | -              | 67             | 9              | 75                | 16           |
| \$25,000 to \$34,999 .....  | 449              | 379            | 7              | 85             | 108            | 114               | 65                 | 70             | -              | 20             | -              | 40                | 10           |
| \$35,000 to \$49,999 .....  | 93               | 87             | -              | 6              | 18             | 63                | -                  | 6              | -              | -              | -              | -                 | 6            |
| \$50,000 or more .....  | 38               | 38             | -              | 29             | -              | 9                 | -                  | -              | -              | -              | -              | -                 | -            |
| Median .....  | \$4 877          | \$7 242        | \$5 035        | \$10 736       | \$10 587       | \$7 078           | \$4 462            | \$4 366        | \$5 183        | \$9 224        | \$5 496        | \$4 411           | \$3 877      |
| Mean .....  | \$7 128          | \$9 200        | \$6 568        | \$11 599       | \$10 898       | \$9 279           | \$6 036            | \$5 693        | \$5 197        | \$9 205        | \$6 747        | \$5 850           | \$4 290      |
| <b>GROSS RENT</b>   |                  |                |                |                |                |                   |                    |                |                |                |                |                   |              |
| Specified renter-occupied housing units .....                                       | 25 780           | 10 546         | 732            | 2 011          | 2 159          | 3 489             | 2 155              | 15 234         | 739            | 1 994          | 1 204          | 4 975             | 6 322        |
| Less than \$100 .....   | 5 845            | 1 625          | 76             | 81             | 118            | 598               | 750                | 4 220          | 27             | 57             | 95             | 1 232             | 2 809        |
| \$100 to \$149 .....  | 4 136            | 2 029          | 189            | 230            | 468            | 651               | 491                | 2 107          | 152            | 156            | 139            | 792               | 868          |
| \$150 to \$199 .....  | 6 048            | 2 575          | 223            | 455            | 579            | 863               | 455                | 3 473          | 290            | 486            | 309            | 1 172             | 1 216        |
| \$200 to \$249 .....  | 5 969            | 2 628          | 177            | 705            | 656            | 806               | 284                | 3 341          | 157            | 760            | 397            | 1 097             | 930          |
| \$250 to \$299 .....  | 2 485            | 1 138          | 28             | 379            | 220            | 424               | 87                 | 1 347          | 94             | 336            | 194            | 467               | 256          |
| \$300 to \$349 .....  | 704              | 314            | 37             | 129            | 67             | 34                | 47                 | 390            | 8              | 121            | 38             | 122               | 101          |
| \$350 to \$399 .....  | 232              | 110            | -              | 18             | 31             | 52                | 9                  | 122            | -              | 23             | 32             | 31                | 36           |
| \$400 to \$499 .....  | 85               | 21             | -              | 4              | -              | 13                | 4                  | 64             | 11             | 16             | -              | 30                | 7            |
| \$500 or more .....   | 26               | 4              | -              | 4              | -              | -                 | -                  | 22             | -              | 9              | -              | -                 | 13           |
| No cash rent .....  | 250              | 102            | -              | 6              | 20             | 48                | 28                 | 148            | -              | 30             | -              | 32                | 86           |
| Median .....  | \$176            | \$183          | \$181          | \$216          | \$193          | \$175             | \$131              | \$172          | \$188          | \$217          | \$207          | \$173             | \$120        |
| <b>SELECTED CHARACTERISTICS</b>   |                  |                |                |                |                |                   |                    |                |                |                |                |                   |              |
| Median gross rent as percentage of household income in 1979 .....                   | 29.0             | 24.8           | 32.3           | 23.4           | 21.9           | 24.5              | 27.2               | 32.8           | 38.8           | 28.2           | 35.9           | 32.9              | 33.0         |
| Income in 1979 below poverty level .....  | 9 943            | 3 019          | 263            | 388            | 503            | 1 214             | 651                | 6 924          | 323            | 386            | 464            | 2 439             | 3 312        |
| Percent below poverty level .....   | 38.5             | 28.6           | 35.9           | 19.3           | 23.3           | 34.7              | 30.1               | 45.4           | 43.7           | 19.4           | 38.5           | 48.9              | 52.3         |

Table E-12. Duration of Vacancy for Year-Round Vacant for Sale and Vacant for Rent Housing Units: 1980

(Data are estimates based on a sample, see Introduction. For meaning of symbols, see Introduction. For definitions of terms, see appendixes A and B)

| Newark city  |          |                    |                  |                  | Newark city                                       |       |                    |                  |                  |
|--|----------|--------------------|------------------|------------------|---|-------|--------------------|------------------|------------------|
|  | Total    | Less than 2 months | 2 up to 6 months | 6 or more months |   | Total | Less than 2 months | 2 up to 6 months | 6 or more months |
| <b>Vacant for sale only housing units</b> -----    |          |                    |                  |                  | <b>Vacant for rent housing units</b> -----        |       |                    |                  |                  |
|  | 477      | 161                | 178              | 138              |   | 5 954 | 3 065              | 1 373            | 1 516            |
| <b>ROOMS</b>                                       |          |                    |                  |                  | <b>ROOMS</b>                                      |       |                    |                  |                  |
| 1 to 3 rooms -----                                 | 45       | 23                 | 14               | 8                | 1 room -----                                      | 182   | 116                | 29               | 37               |
| 4 rooms -----                                      | 131      | 38                 | 64               | 29               | 2 rooms -----                                     | 266   | 164                | 68               | 34               |
| 5 rooms -----                                      | 90       | 32                 | 22               | 36               | 3 rooms -----                                     | 1 674 | 974                | 458              | 242              |
| 6 rooms -----                                      | 121      | 56                 | 54               | 11               | 4 rooms -----                                     | 1 812 | 955                | 359              | 498              |
| 7 rooms -----                                      | 31       | 2                  | —                | 29               | 5 rooms -----                                     | 1 473 | 657                | 297              | 519              |
| 8 or more rooms -----                              | 59       | 10                 | 24               | 25               | 6 rooms -----                                     | 407   | 159                | 105              | 143              |
| Median -----                                       | 5.2      | 5.1                | 5.0              | 5.4              | 7 or more rooms -----                             | 140   | 40                 | 57               | 43               |
|  |          |                    |                  |                  | Median -----                                      | 4.0   | 3.8                | 3.9              | 4.4              |
| <b>PLUMBING FACILITIES</b>                         |          |                    |                  |                  | <b>PLUMBING FACILITIES</b>                        |       |                    |                  |                  |
| Complete plumbing for exclusive use -----          | 446      | 150                | 163              | 133              | Complete plumbing for exclusive use -----         | 5 689 | 2 866              | 1 339            | 1 484            |
| Lacking complete plumbing for exclusive use -----  | 31       | 11                 | 15               | 5                | Lacking complete plumbing for exclusive use ----- | 265   | 199                | 34               | 32               |
| <b>BEDROOMS</b>                                    |          |                    |                  |                  | <b>BEDROOMS</b>                                   |       |                    |                  |                  |
| None -----   | 11       | 11                 | —                | —                | None -----  | 208   | 138                | 29               | 41               |
| 1 -----  | 49       | 12                 | 22               | 15               | 1 -----   | 2 075 | 1 219              | 540              | 316              |
| 2 -----  | 170      | 56                 | 58               | 56               | 2 -----   | 2 155 | 1 091              | 427              | 637              |
| 3 -----  | 151      | 48                 | 42               | 61               | 3 -----   | 1 243 | 525                | 301              | 417              |
| 4 -----  | 86       | 27                 | 53               | 6                | 4 -----   | 222   | 74                 | 66               | 82               |
| 5 or more -----                                    | 10       | 7                  | 3                | —                | 5 or more -----                                   | 51    | 18                 | 10               | 23               |
| <b>YEAR STRUCTURE BUILT</b>                        |          |                    |                  |                  | <b>YEAR STRUCTURE BUILT</b>                       |       |                    |                  |                  |
| 1975 to March 1980 -----                           | 17       | 12                 | 5                | —                | 1975 to March 1980 -----                          | 293   | 186                | 44               | 63               |
| 1970 to 1974 -----                                 | 6        | —                  | —                | 6                | 1970 to 1974 -----                                | 246   | 159                | 49               | 38               |
| 1960 to 1969 -----                                 | 31       | 21                 | 2                | 8                | 1960 to 1969 -----                                | 1 059 | 682                | 164              | 213              |
| 1950 to 1959 -----                                 | 62       | 10                 | 41               | 11               | 1950 to 1959 -----                                | 1 504 | 605                | 250              | 649              |
| 1940 to 1949 -----                                 | 44       | 11                 | 20               | 13               | 1940 to 1949 -----                                | 1 134 | 535                | 386              | 213              |
| 1939 or earlier -----                              | 317      | 107                | 110              | 100              | 1939 or earlier -----                             | 1 718 | 898                | 480              | 340              |
| <b>UNITS IN STRUCTURE</b>                          |          |                    |                  |                  | <b>UNITS IN STRUCTURE</b>                         |       |                    |                  |                  |
| 1, detached or attached -----                      | 59       | 27                 | 32               | —                | 1, detached or attached -----                     | 235   | 167                | 19               | 49               |
| 2 or more -----                                    | 418      | 134                | 146              | 138              | 2 -----   | 335   | 156                | 125              | 54               |
| Mobile home or trailer -----                       | —        | —                  | —                | —                | 3 and 4 -----                                     | 1 237 | 655                | 356              | 226              |
| <b>HEATING EQUIPMENT</b>                           |          |                    |                  |                  | <b>HEATING EQUIPMENT</b>                          |       |                    |                  |                  |
| Central heating system -----                       | 413      | 137                | 149              | 127              | 5 to 9 -----                                      | 703   | 451                | 168              | 84               |
| Other means -----                                  | 64       | 24                 | 29               | 11               | 10 to 49 -----                                    | 1 690 | 1 034              | 355              | 301              |
| None -----   | —        | —                  | —                | —                | 50 or more -----                                  | 1 754 | 602                | 350              | 802              |
| <b>PRICE ASKED</b>                                 |          |                    |                  |                  | <b>RENT ASKED</b>                                 |       |                    |                  |                  |
| Specified vacant for sale only housing units ----- | 59       | 27                 | 32               | —                | Specified vacant for rent housing units -----     | 5 954 | 3 065              | 1 373            | 1 516            |
| Less than \$10,000 -----                           | —        | —                  | —                | —                | Less than \$100 -----                             | 1 622 | 890                | 260              | 472              |
| \$10,000 to \$19,999 -----                         | 3        | —                  | 3                | —                | \$100 to \$149 -----                              | 955   | 523                | 157              | 275              |
| \$20,000 to \$29,999 -----                         | 21       | 6                  | 15               | —                | \$150 to \$199 -----                              | 1 551 | 801                | 469              | 281              |
| \$30,000 to \$39,999 -----                         | 5        | 5                  | —                | —                | \$200 to \$249 -----                              | 1 326 | 696                | 331              | 299              |
| \$40,000 to \$49,999 -----                         | 11       | 5                  | 6                | —                | \$250 to \$299 -----                              | 380   | 131                | 131              | 118              |
| \$50,000 to \$59,999 -----                         | 10       | 2                  | 8                | —                | \$300 to \$399 -----                              | 80    | 24                 | 25               | 31               |
| \$60,000 to \$79,999 -----                         | 9        | 9                  | —                | —                | \$400 or more -----                               | 40    | —                  | —                | 40               |
| \$80,000 to \$99,999 -----                         | —        | —                  | —                | —                | Median -----                                      | \$163 | \$159              | \$178            | \$151            |
| \$100,000 or more -----                            | —        | —                  | —                | —                |   |       |                    |                  |                  |
| Median -----                                       | \$40 500 | \$42 500           | \$28 300         | —                |   |       |                    |                  |                  |

Table E-13. Price Asked and Rent Asked for Year-Round Vacant Housing Units: 1980

(Data are estimates based on a sample, see Introduction. For meaning of symbols, see Introduction. For definitions of terms, see appendixes A and B)

| Newark city                                       | Price asked—Specified vacant for sale only housing units |                    |                      |                      |                      |                   |                  | Rent asked—Specified vacant for rent housing units |                 |                |                |                |               |                  |
|---|--|--------------------|----------------------|----------------------|----------------------|-------------------|------------------|--|-----------------|----------------|----------------|----------------|---------------|------------------|
|   | Total  | Less than \$10,000 | \$10,000 to \$29,999 | \$30,000 to \$49,999 | \$50,000 to \$99,999 | \$100,000 or more | Median (dollars) | Total  | Less than \$100 | \$100 to \$199 | \$200 to \$299 | \$300 to \$399 | \$400 or more | Median (dollars) |
| <b>Total</b> -----                                | 59   | —                  | 24                   | 16                   | 19                   | —                 | 40 500           | 5 954  | 1 622           | 2 506          | 1 706          | 80             | 40            | 163              |
| <b>PLUMBING FACILITIES</b>                        |  |                    |                      |                      |                      |                   |                  |  |                 |                |                |                |               |                  |
| Complete plumbing for exclusive use -----         | 59   | —                  | 24                   | 16                   | 19                   | —                 | 40 500           | 5 689  | 1 548           | 2 353          | 1 668          | 80             | 40            | 165              |
| Lacking complete plumbing for exclusive use ----- | —  | —                  | —                    | —                    | —                    | —                 | —                | 265  | 74              | 153            | 38             | —              | —             | 141              |
| <b>BEDROOMS</b>                                   |  |                    |                      |                      |                      |                   |                  |  |                 |                |                |                |               |                  |
| None -----  | —  | —                  | —                    | —                    | —                    | —                 | —                | 208  | 29              | 109            | 64             | 6              | —             | 173              |
| 1 -----   | —  | —                  | —                    | —                    | —                    | —                 | —                | 2 075  | 587             | 934            | 497            | 27             | 30            | 161              |
| 2 -----   | 14   | —                  | 6                    | —                    | 8                    | —                 | 50 600           | 2 155  | 622             | 904            | 600            | 29             | —             | 161              |
| 3 -----   | 25   | —                  | 15                   | 10                   | —                    | —                 | 27 900           | 1 243  | 313             | 434            | 486            | —              | 10            | 182              |
| 4 -----   | 17   | —                  | —                    | 6                    | 11                   | —                 | 60 300           | 222  | 48              | 105            | 51             | 18             | —             | 149              |
| 5 or more -----                                   | 3  | —                  | 3                    | —                    | —                    | —                 | 18 800           | 51   | 23              | 20             | 8              | —              | —             | 151              |
| <b>YEAR STRUCTURE BUILT</b>                       |  |                    |                      |                      |                      |                   |                  |  |                 |                |                |                |               |                  |
| 1975 to March 1980 -----                          | —  | —                  | —                    | —                    | —                    | —                 | —                | 293  | 115             | 56             | 82             | —              | 40            | 181              |
| 1970 to 1974 -----                                | —  | —                  | —                    | —                    | —                    | —                 | —                | 246  | 89              | 57             | 82             | 18             | —             | 168              |
| 1960 to 1969 -----                                | —  | —                  | —                    | —                    | —                    | —                 | —                | 1 059  | 474             | 304            | 260            | 21             | —             | 134              |
| 1950 to 1959 -----                                | 6  | —                  | 1                    | 5                    | —                    | —                 | 42 000           | 1 504  | 508             | 705            | 285            | 6              | —             | 142              |
| 1940 to 1949 -----                                | 3  | —                  | —                    | 3                    | —                    | —                 | 32 500           | 1 134  | 145             | 496            | 486            | 7              | —             | 188              |
| 1939 or earlier -----                             | 50   | —                  | 23                   | 8                    | 19                   | —                 | 42 500           | 1 718  | 291             | 888            | 511            | 28             | —             | 168              |
| <b>UNITS IN STRUCTURE</b>                         |  |                    |                      |                      |                      |                   |                  |  |                 |                |                |                |               |                  |
| 1, detached or attached -----                     | 59   | —                  | 24                   | 16                   | 19                   | —                 | 40 500           | 235  | 80              | 124            | 21             | —              | 10            | 153              |
| 2 or more -----                                   | —  | —                  | —                    | —                    | —                    | —                 | —                | 5 719  | 1 542           | 2 382          | 1 685          | 80             | 30            | 164              |
| Mobile home or trailer -----                      | —  | —                  | —                    | —                    | —                    | —                 | —                | —  | —               | —              | —              | —              | —             | —                |



Table E-14. Value of Owner-Occupied Housing Units With a White Householder: 1980

[Data are estimates based on a sample, see Introduction. For meaning of symbols, see Introduction. For definitions of terms, see appendixes A and 8.]

| Newark city   | Total    | Less than | \$10,000 | \$20,000 | \$30,000 | \$40,000 | \$50,000 | \$60,000 | \$80,000 | \$100,000 | \$150,000 | Median (dollars) | Mean (dollars) |
|---|----------|-----------|----------|----------|----------|----------|----------|----------|----------|-----------|-----------|------------------|----------------|
|   |          | \$10,000  | \$19,999 | \$29,999 | \$39,999 | \$49,999 | \$59,999 | \$79,999 | \$99,999 | \$149,999 |           |                  |                |
| Specified owner-occupied housing units  | 3 961    | 93        | 440      | 1 050    | 1 190    | 672      | 328      | 153      | 20       | 15        | -         | 32 800           | 34 300         |
| <b>HOUSEHOLD TYPE AND AGE OF HOUSEHOLDER</b>  |          |           |          |          |          |          |          |          |          |           |           |                  |                |
| Married-couple families   | 2 604    | 60        | 220      | 645      | 892      | 452      | 210      | 103      | 13       | 9         | -         | 33 600           | 34 900         |
| 15 to 24 years  | 5        | -         | -        | -        | 5        | -        | -        | -        | -        | -         | -         | 37 500           | 37 500         |
| 25 to 34 years  | 199      | -         | 14       | 40       | 79       | 40       | 26       | -        | -        | -         | -         | 34 500           | 35 800         |
| 35 to 44 years  | 417      | 9         | 5        | 71       | 136      | 114      | 42       | 34       | -        | -         | -         | 39 000           | 39 600         |
| 45 to 64 years  | 1 315    | 16        | 113      | 319      | 491      | 218      | 93       | 49       | 6        | 9         | -         | 33 500           | 35 100         |
| 65 years and over   | 668      | 35        | 88       | 215      | 181      | 80       | 49       | 20       | -        | -         | -         | 29 800           | 31 300         |
| Male householder, no wife present   | 431      | 20        | 65       | 126      | 83       | 70       | 37       | 23       | 7        | -         | -         | 30 400           | 34 700         |
| 15 to 24 years  | 4        | -         | 4        | -        | -        | -        | -        | -        | -        | -         | -         | 16 300           | 16 300         |
| 25 to 34 years  | 16       | -         | -        | 9        | -        | 7        | -        | -        | -        | -         | -         | 27 200           | 33 400         |
| 35 to 44 years  | 66       | -         | -        | 17       | 5        | 21       | 7        | 9        | 7        | -         | -         | 44 200           | 48 200         |
| 45 to 64 years  | 154      | 8         | 42       | 45       | 26       | 14       | 11       | 8        | -        | -         | -         | 27 600           | 29 900         |
| 65 years and over   | 191      | 12        | 19       | 55       | 52       | 28       | 19       | 6        | -        | -         | -         | 31 200           | 33 200         |
| Female householder, no husband present  | 926      | 13        | 155      | 279      | 215      | 150      | 81       | 27       | -        | 6         | -         | 30 700           | 32 600         |
| 15 to 24 years  | -        | -         | -        | -        | -        | -        | -        | -        | -        | -         | -         | -                | -              |
| 25 to 34 years  | 10       | -         | 10       | -        | -        | -        | -        | -        | -        | -         | -         | 15 400           | 14 800         |
| 35 to 44 years  | 58       | -         | -        | 14       | 24       | 16       | 4        | -        | -        | -         | -         | 34 700           | 36 300         |
| 45 to 64 years  | 309      | -         | 84       | 108      | 56       | 29       | 20       | 12       | -        | -         | -         | 26 700           | 29 400         |
| 65 years and over   | 549      | 13        | 61       | 157      | 135      | 105      | 57       | 15       | -        | 6         | -         | 32 600           | 34 400         |
| Median age  | 59.1     | 66.6      | 61.1     | 61.7     | 58.2     | 56.0     | 58.1     | 56.8     | 43.8     | 59.2      | -         | ...              | ...            |
| <b>YEAR HOUSEHOLDER MOVED INTO UNIT</b>   |          |           |          |          |          |          |          |          |          |           |           |                  |                |
| 1979 to March 1980  | 178      | -         | 9        | 45       | 62       | 30       | 18       | 8        | 6        | -         | -         | 35 300           | 38 200         |
| 1975 to 1978  | 561      | -         | 56       | 88       | 169      | 143      | 57       | 41       | 7        | -         | -         | 37 700           | 38 400         |
| 1970 to 1974  | 655      | -         | 61       | 179      | 165      | 170      | 42       | 38       | -        | -         | -         | 34 500           | 36 000         |
| 1960 to 1969  | 1 005    | 36        | 124      | 271      | 390      | 79       | 69       | 20       | 7        | 9         | -         | 31 300           | 32 100         |
| 1959 or earlier   | 1 562    | 57        | 190      | 467      | 404      | 250      | 142      | 46       | -        | 6         | -         | 31 800           | 33 000         |
| <b>ROOMS</b>  |          |           |          |          |          |          |          |          |          |           |           |                  |                |
| 1 to 3 rooms  | 30       | 8         | 6        | 6        | -        | 10       | -        | -        | -        | -         | -         | 22 900           | 23 400         |
| 4 rooms   | 191      | 5         | 22       | 71       | 60       | 4        | 29       | -        | -        | -         | -         | 29 000           | 30 600         |
| 5 rooms   | 588      | 18        | 148      | 176      | 144      | 42       | 51       | 9        | -        | -         | -         | 26 700           | 28 300         |
| 6 rooms   | 1 432    | 25        | 137      | 473      | 457      | 253      | 62       | 19       | -        | 6         | -         | 31 500           | 32 700         |
| 7 rooms   | 739      | 16        | 75       | 153      | 255      | 148      | 40       | 45       | 7        | -         | -         | 34 500           | 35 500         |
| 8 or more rooms   | 981      | 21        | 52       | 171      | 274      | 215      | 146      | 80       | 13       | 9         | -         | 38 600           | 40 300         |
| Median  | 6.3      | 6.1       | 5.8      | 6.1      | 6.4      | 6.7      | 7.0      | 7.6      | 8.5+     | 8.5+      | -         | ...              | ...            |
| <b>BEDROOMS</b>   |          |           |          |          |          |          |          |          |          |           |           |                  |                |
| None  | 10       | -         | -        | -        | -        | 10       | -        | -        | -        | -         | -         | 42 500           | 42 500         |
| 1   | 80       | -         | 36       | 22       | 8        | -        | 14       | -        | -        | -         | -         | 23 100           | 24 900         |
| 2   | 650      | 38        | 142      | 210      | 135      | 58       | 62       | 5        | -        | -         | -         | 27 100           | 28 400         |
| 3   | 2 226    | 48        | 178      | 616      | 781      | 386      | 134      | 71       | 6        | 6         | -         | 33 200           | 34 100         |
| 4   | 715      | 7         | 61       | 125      | 200      | 173      | 83       | 59       | 7        | -         | -         | 37 000           | 38 600         |
| 5 or more   | 280      | -         | 23       | 77       | 66       | 45       | 35       | 18       | 7        | 9         | -         | 36 100           | 40 900         |
| <b>YEAR STRUCTURE BUILT</b>   |          |           |          |          |          |          |          |          |          |           |           |                  |                |
| 1975 to March 1980  | 11       | -         | -        | 8        | 3        | -        | -        | -        | -        | -         | -         | 26 700           | 29 300         |
| 1970 to 1974  | 9        | -         | -        | -        | 9        | -        | -        | -        | -        | -         | -         | 37 500           | 37 500         |
| 1960 to 1969  | 96       | -         | 11       | 15       | 23       | 16       | 19       | 5        | 7        | -         | -         | 39 400           | 41 700         |
| 1950 to 1959  | 197      | -         | 8        | 30       | 68       | 37       | 25       | 23       | 6        | -         | -         | 38 700           | 42 100         |
| 1940 to 1949  | 389      | -         | 32       | 59       | 132      | 84       | 61       | 21       | -        | -         | -         | 37 500           | 38 300         |
| 1939 or earlier   | 3 259    | 93        | 389      | 938      | 955      | 535      | 223      | 104      | 7        | 15        | -         | 31 800           | 33 100         |
| <b>HOUSEHOLD INCOME IN 1979</b>   |          |           |          |          |          |          |          |          |          |           |           |                  |                |
| Less than \$5,000   | 431      | 18        | 61       | 155      | 103      | 60       | 28       | -        | -        | 6         | -         | 27 900           | 30 600         |
| \$5,000 to \$9,999  | 483      | 21        | 87       | 146      | 136      | 65       | 19       | 9        | -        | -         | -         | 28 800           | 29 700         |
| \$10,000 to \$14,999  | 318      | 18        | 39       | 111      | 72       | 41       | 32       | 5        | -        | -         | -         | 29 500           | 31 300         |
| \$12,500 to \$14,999  | 194      | -         | 40       | 75       | 44       | 15       | -        | 20       | -        | -         | -         | 25 700           | 30 200         |
| \$15,000 to \$19,999  | 526      | 8         | 72       | 80       | 181      | 79       | 61       | 45       | -        | -         | -         | 35 600           | 37 000         |
| \$20,000 to \$24,999  | 508      | 15        | 60       | 106      | 158      | 107      | 47       | 8        | 7        | -         | -         | 33 500           | 33 900         |
| \$25,000 to \$34,999  | 807      | 13        | 68       | 186      | 268      | 177      | 68       | 27       | -        | -         | -         | 34 000           | 34 900         |
| \$35,000 to \$49,999  | 428      | -         | 5        | 124      | 171      | 55       | 44       | 23       | 6        | -         | -         | 34 900           | 37 800         |
| \$50,000 or more  | 266      | -         | 8        | 67       | 57       | 73       | 29       | 16       | 7        | 9         | -         | 40 100           | 43 000         |
| Median  | \$20 211 | \$11 042  | \$14 562 | \$16 696 | \$21 353 | \$22 847 | \$21 765 | \$19 653 | \$43 968 | \$75 000+ | -         | ...              | ...            |
| Mean  | \$22 641 | \$12 882  | \$15 951 | \$21 004 | \$23 166 | \$24 911 | \$25 136 | \$30 971 | \$51 287 | \$72 972  | -         | ...              | ...            |
| <b>MORTGAGE STATUS AND SELECTED MONTHLY OWNER COSTS AS PERCENTAGE OF HOUSEHOLD INCOME IN 1979</b> |          |           |          |          |          |          |          |          |          |           |           |                  |                |
| With a mortgage   | 1 763    | 9         | 133      | 409      | 567      | 364      | 165      | 87       | 20       | 9         | -         | 35 200           | 37 300         |
| Less than 15 percent  | 434      | -         | 21       | 95       | 173      | 96       | 30       | 3        | 7        | 9         | -         | 36 000           | 38 400         |
| 15 to 19 percent  | 363      | -         | 13       | 96       | 130      | 68       | 29       | 27       | -        | -         | -         | 33 600           | 37 400         |
| 20 to 24 percent  | 194      | -         | 8        | 32       | 50       | 56       | 39       | 9        | -        | -         | -         | 40 900           | 40 100         |
| 25 to 29 percent  | 161      | -         | 23       | 19       | 31       | 58       | 17       | -        | 13       | -         | -         | 41 200           | 40 300         |
| 30 to 34 percent  | 195      | -         | 24       | 52       | 62       | 25       | 11       | 21       | -        | -         | -         | 35 200           | 34 800         |
| 35 percent or more  | 400      | 9         | 33       | 110      | 121      | 61       | 39       | 27       | -        | -         | -         | 33 100           | 35 400         |
| Not computed  | 16       | -         | 11       | 5        | -        | -        | -        | -        | -        | -         | -         | 16 800           | 17 800         |
| Median  | 22.0     | 45.0      | 29.1     | 21.7     | 19.2     | 21.6     | 23.0     | 31.1     | 26.2     | 10-       | -         | ...              | ...            |
| Not mortgaged   | 2 198    | 84        | 307      | 641      | 623      | 308      | 163      | 66       | -        | 6         | -         | 30 900           | 31 900         |
| Less than 10 percent  | 557      | 28        | 65       | 188      | 169      | 74       | 20       | 13       | -        | -         | -         | 29 800           | 30 200         |
| 10 to 14 percent  | 422      | -         | 68       | 114      | 137      | 65       | 24       | 14       | -        | -         | -         | 31 800           | 32 600         |
| 15 to 19 percent  | 338      | 8         | 15       | 105      | 108      | 50       | 41       | 11       | -        | -         | -         | 32 200           | 34 400         |
| 20 to 24 percent  | 201      | 15        | 56       | 52       | 13       | 34       | 19       | 12       | -        | -         | -         | 26 300           | 30 600         |
| 25 to 29 percent  | 125      | -         | 9        | 27       | 42       | 19       | 9        | 9        | -        | -         | -         | 34 600           | 36 900         |
| 30 to 34 percent  | 84       | -         | 15       | 18       | 37       | -        | 7        | 7        | -        | -         | -         | 34 100           | 34 300         |
| 35 percent or more  | 436      | 25        | 79       | 132      | 108      | 53       | 33       | -        | 6        | -         | -         | 27 600           | 30 400         |
| Not computed  | 35       | 8         | -        | 5        | 9        | 13       | -        | -        | -        | -         | -         | 32 500           | 29 800         |
| Median  | 16.5     | 20.7      | 20.5     | 15.8     | 15.0     | 15.8     | 19.6     | 17.7     | -        | 50+       | -         | ...              | ...            |
| <b>SELECTED CHARACTERISTICS</b>   |          |           |          |          |          |          |          |          |          |           |           |                  |                |
| Complete plumbing for exclusive use   | 3 961    | 93        | 440      | 1 050    | 1 190    | 672      | 328      | 153      | 20       | 15        | -         | 32 800           | 34 300         |
| 1.01 or more persons per room   | 104      | -         | 15       | 32       | 43       | 9        | 5        | -        | -        | -         | -         | 30 900           | 30 300         |
| Lacking complete plumbing for exclusive use   | -        | -         | -        | -        | -        | -        | -        | -        | -        | -         | -         | -                | -              |
| 1.01 or more persons per room   | -        | -         | -        | -        | -        | -        | -        | -        | -        | -         | -         | -                | -              |
| Heating equipment   | 3 950    | 93        | 429      | 1 050    | 1 190    | 672      | 328      | 153      | 20       | 15        | -         | 32 900           | 34 300         |
| Central heating system  | 3 698    | 93        | 387      | 976      | 1 106    | 639      | 315      | 153      | 20       | 9         | -         | 33 000           | 34 500         |
| Air conditioning  | 2 694    | 41        | 267      | 665      | 821      | 487      | 247      | 137      | 20       | 9         | -         | 34 000           | 35 700         |
| Central system  | 166      | -         | 9        | 25       | 67       | 37       | 14       | 8        | 6        | -         | -         | 37 400           | 39 800         |
| Income in 1979 below poverty level  | 306      | 12        | 51       | 96       | 66       | 51       | 30       | -        | -        | -         | -         | 28 100           | 30 300         |
| Percent below poverty level   | 7.7      | 12.9      | 11.6     | 9.1      | 5.5      | 7.6      | 9.1      | -        | -        | -         | -         | ...              | ...            |

Table E-15. Gross Rent of Renter-Occupied Housing Units With a White Householder: 1980

(Data are estimates based on a sample, see Introduction. For meaning of symbols, see Introduction. For definitions of terms, see appendixes A and B.)

| Newark city   | Total  | Less than \$100 | \$100 to \$149 | \$150 to \$199 | \$200 to \$249 | \$250 to \$299 | \$300 to \$349 | \$350 to \$399 | \$400 to \$499 | \$500 or more | No cash rent | Median (dollars) |
|---|--------|-----------------|----------------|----------------|----------------|----------------|----------------|----------------|----------------|---------------|--------------|------------------|
| Specified renter-occupied housing units.....                              | 28 095 | 2 248           | 2 412          | 6 327          | 8 887          | 4 661          | 2 028          | 647            | 328            | 130           | 427          | 217              |
| <b>HOUSEHOLD TYPE AND AGE OF HOUSEHOLDER</b>                              |        |                 |                |                |                |                |                |                |                |               |              |                  |
| Married-couple families.....  | 12 561 | 283             | 673            | 2 674          | 4 576          | 2 377          | 1 103          | 366            | 185            | 89            | 235          | 228              |
| 15 to 24 years.....   | 804    | 6               | 26             | 214            | 325            | 147            | 68             | 7              | —              | —             | 11           | 221              |
| 25 to 34 years.....   | 3 086  | 37              | 37             | 629            | 1 250          | 662            | 263            | 107            | 32             | 15            | 54           | 234              |
| 35 to 44 years.....   | 2 261  | 16              | 98             | 486            | 812            | 453            | 219            | 48             | 63             | 8             | 58           | 233              |
| 45 to 64 years.....   | 4 305  | 50              | 253            | 919            | 1 557          | 820            | 382            | 159            | 45             | 66            | 54           | 229              |
| 65 years and over.....  | 2 105  | 174             | 259            | 426            | 632            | 295            | 171            | 45             | 45             | —             | 58           | 213              |
| Male householder, no wife present.....                                    | 4 699  | 518             | 719            | 1 058          | 1 312          | 662            | 244            | 96             | 13             | 7             | 70           | 201              |
| 15 to 24 years.....   | 339    | 21              | 63             | 90             | 89             | 34             | 42             | —              | —              | —             | —            | 198              |
| 25 to 34 years.....   | 861    | 50              | 46             | 155            | 356            | 160            | 59             | 14             | —              | 7             | 14           | 221              |
| 35 to 44 years.....   | 683    | 19              | 116            | 120            | 181            | 152            | 53             | 20             | 5              | —             | 17           | 230              |
| 45 to 64 years.....   | 1 481  | 100             | 227            | 395            | 437            | 215            | 35             | 53             | 4              | —             | 15           | 201              |
| 65 years and over.....  | 1 335  | 328             | 267            | 298            | 249            | 101            | 55             | 9              | 4              | —             | 24           | 162              |
| Female householder, no husband present.....                               | 10 835 | 1 447           | 1 020          | 2 595          | 2 999          | 1 622          | 681            | 185            | 130            | 34            | 122          | 205              |
| 15 to 24 years.....   | 777    | 40              | 92             | 211            | 217            | 157            | 53             | 7              | —              | —             | —            | 211              |
| 25 to 34 years.....   | 1 874  | 72              | 91             | 304            | 657            | 473            | 163            | 56             | 43             | —             | 15           | 238              |
| 35 to 44 years.....   | 1 202  | 61              | 33             | 248            | 383            | 262            | 143            | 36             | 30             | —             | 6            | 236              |
| 45 to 64 years.....   | 3 052  | 237             | 334            | 877            | 852            | 422            | 192            | 32             | 44             | 21            | 41           | 203              |
| 65 years and over.....  | 3 930  | 1 037           | 470            | 955            | 890            | 308            | 130            | 54             | 13             | 13            | 60           | 175              |
| Median age.....   | 50.8   | 70.9            | 61.9           | 53.2           | 46.5           | 42.8           | 43.9           | 47.0           | 43.9           | 52.7          | 56.2         | ...              |
| <b>YEAR HOUSEHOLDER MOVED INTO UNIT</b>                                   |        |                 |                |                |                |                |                |                |                |               |              |                  |
| 1979 to March 1980.....   | 6 189  | 230             | 459            | 1 331          | 2 045          | 1 215          | 575            | 204            | 40             | 42            | 48           | 228              |
| 1975 to 1978.....   | 8 949  | 628             | 731            | 2 023          | 2 948          | 1 594          | 646            | 144            | 108            | 28            | 99           | 220              |
| 1970 to 1974.....   | 4 878  | 517             | 357            | 1 079          | 1 489          | 813            | 374            | 119            | 51             | 10            | 69           | 215              |
| 1960 to 1969.....   | 4 775  | 638             | 518            | 1 190          | 1 368          | 622            | 191            | 87             | 89             | 13            | 59           | 200              |
| 1959 or earlier.....  | 3 304  | 235             | 347            | 704            | 1 037          | 417            | 242            | 93             | 40             | 37            | 152          | 214              |
| <b>ROOMS</b>  |        |                 |                |                |                |                |                |                |                |               |              |                  |
| 1 room.....   | 1 413  | 513             | 375            | 307            | 176            | 38             | —              | 4              | —              | —             | —            | 124              |
| 2 rooms.....  | 2 509  | 545             | 569            | 690            | 470            | 178            | 39             | —              | —              | —             | 18           | 158              |
| 3 rooms.....  | 7 812  | 714             | 806            | 2 631          | 2 474          | 658            | 390            | 55             | 9              | —             | 75           | 195              |
| 4 rooms.....  | 8 632  | 398             | 416            | 1 772          | 3 501          | 1 708          | 545            | 134            | 72             | 9             | 77           | 226              |
| 5 rooms.....  | 5 456  | 41              | 172            | 777            | 1 757          | 1 520          | 662            | 116            | 116            | 35            | 118          | 248              |
| 6 rooms.....  | 1 782  | 18              | 66             | 123            | 453            | 512            | 313            | 137            | 45             | 55            | 60           | 271              |
| 7 or more rooms.....  | 491    | 8               | 27             | 56             | 47             | 79             | 59             | 86             | 31             | 79            | 331          |                  |
| Median.....   | 3.8    | 2.6             | 2.8            | 3.3            | 3.9            | 4.4            | 4.6            | 5.0            | 5.2            | 5.9           | 4.9          | ...              |
| <b>PLUMBING FACILITIES BY PERSONS PER ROOM AND POVERTY STATUS IN 1979</b> |        |                 |                |                |                |                |                |                |                |               |              |                  |
| All income levels in 1979.....  | 28 095 | 2 248           | 2 412          | 6 327          | 8 887          | 4 661          | 2 028          | 647            | 328            | 130           | 427          | 217              |
| Complete plumbing for exclusive use.....                                  | 26 830 | 2 117           | 2 092          | 6 083          | 8 587          | 4 508          | 1 959          | 629            | 309            | 130           | 416          | 217              |
| 0.50 or less.....   | 12 534 | 1 290           | 1 202          | 2 859          | 3 744          | 1 892          | 853            | 284            | 143            | 35            | 232          | 211              |
| 0.51 to 1.00.....   | 11 870 | 770             | 786            | 2 780          | 3 804          | 2 216          | 855            | 314            | 113            | 86            | 146          | 221              |
| 1.01 to 1.50.....   | 1 779  | 27              | 63             | 320            | 721            | 319            | 207            | 22             | 53             | 9             | 38           | 234              |
| 1.51 or more.....   | 647    | 30              | 41             | 124            | 318            | 81             | 44             | 9              | —              | —             | —            | 222              |
| Locking complete plumbing for exclusive use.....                          | 1 265  | 131             | 320            | 244            | 300            | 153            | 69             | 18             | 19             | —             | 11           | 192              |
| 0.50 or less.....   | 344    | 20              | 78             | 61             | 73             | 13             | 9              | —              | —              | —             | 11           | 209              |
| 0.51 to 1.00.....   | 755    | 93              | 242            | 137            | 183            | 53             | 24             | 4              | 19             | —             | —            | 173              |
| 1.01 to 1.50.....   | 113    | 13              | —              | 46             | 44             | —              | 10             | —              | —              | —             | —            | 199              |
| 1.51 or more.....   | 53     | 5               | —              | —              | —              | 21             | 5              | —              | —              | —             | —            | 301              |
| Income in 1979 below poverty level.....                                   | 7 231  | 1 228           | 610            | 1 634          | 1 902          | 1 129          | 452            | 135            | 46             | 28            | 67           | 203              |
| Complete plumbing for exclusive use.....                                  | 6 712  | 1 127           | 477            | 1 560          | 1 774          | 1 079          | 435            | 130            | 46             | 28            | 56           | 205              |
| 1.01 or more persons per room.....  | 912    | 24              | 45             | 210            | 264            | 238            | 120            | 4              | 7              | —             | —            | 238              |
| Locking complete plumbing for exclusive use.....                          | 519    | 101             | 133            | 74             | 128            | 50             | 17             | 5              | —              | —             | 11           | 165              |
| 1.01 or more persons per room.....  | 108    | 13              | —              | 30             | 22             | 21             | 17             | 5              | —              | —             | —            | 213              |
| <b>BEDROOMS</b>   |        |                 |                |                |                |                |                |                |                |               |              |                  |
| None.....   | 1 636  | 534             | 409            | 378            | 244            | 67             | —              | 4              | —              | —             | —            | 137              |
| 1.....  | 11 257 | 1 215           | 1 371          | 3 574          | 3 209          | 1 110          | 574            | 65             | 15             | —             | 124          | 193              |
| 2.....  | 10 729 | 428             | 532            | 1 894          | 4 051          | 2 286          | 884            | 360            | 144            | 36            | 114          | 232              |
| 3.....  | 3 818  | 34              | 62             | 462            | 1 275          | 1 054          | 465            | 206            | 101            | 46            | 113          | 251              |
| 4.....  | 527    | 25              | 38             | 19             | 108            | 136            | 90             | 5              | 26             | 41            | 39           | 280              |
| 5 or more.....  | 128    | 12              | —              | —              | —              | 8              | 15             | 7              | 42             | 7             | 37           | 408              |
| <b>UNITS IN STRUCTURE</b>   |        |                 |                |                |                |                |                |                |                |               |              |                  |
| 1, detached or attached.....  | 688    | 25              | 23             | 84             | 79             | 112            | 60             | 86             | 86             | 48            | 85           | 289              |
| 2.....  | 5 168  | 74              | 318            | 988            | 1 743          | 1 137          | 480            | 196            | 85             | 40            | 107          | 233              |
| 3 and 4.....  | 7 863  | 102             | 525            | 1 875          | 2 518          | 1 805          | 677            | 163            | 44             | 37            | 117          | 229              |
| 5 to 9.....   | 4 424  | 303             | 444            | 1 104          | 1 483          | 615            | 285            | 88             | 39             | —             | 63           | 210              |
| 10 to 49.....   | 5 053  | 436             | 480            | 1 252          | 1 926          | 654            | 206            | 28             | 28             | —             | 43           | 210              |
| 50 or more.....   | 4 845  | 1 304           | 605            | 1 016          | 1 127          | 329            | 320            | 86             | 41             | 5             | 12           | 180              |
| Mobile home or trailer, etc.....  | 54     | 4               | 17             | 8              | 11             | 9              | —              | —              | 5              | —             | —            | 198              |
| <b>YEAR STRUCTURE BUILT</b>   |        |                 |                |                |                |                |                |                |                |               |              |                  |
| 1975 to March 1980.....   | 868    | 168             | 140            | 151            | 175            | 123            | 67             | 15             | 11             | 18            | —            | 187              |
| 1970 to 1974.....   | 540    | 188             | 30             | 38             | 127            | 96             | 35             | 21             | 5              | —             | —            | 212              |
| 1960 to 1969.....   | 3 229  | 808             | 336            | 370            | 697            | 517            | 336            | 93             | 47             | 13            | 12           | 208              |
| 1950 to 1959.....   | 3 678  | 263             | 246            | 907            | 1 369          | 519            | 241            | 75             | 23             | 13            | 22           | 214              |
| 1940 to 1949.....   | 4 595  | 403             | 321            | 1 058          | 1 349          | 903            | 286            | 133            | 81             | 7             | 54           | 222              |
| 1939 or earlier.....  | 15 185 | 418             | 1 339          | 3 803          | 5 170          | 2 503          | 1 063          | 310            | 161            | 79            | 339          | 218              |
| <b>STORIES IN STRUCTURE</b>   |        |                 |                |                |                |                |                |                |                |               |              |                  |
| 1 to 3.....   | 19 697 | 732             | 1 433          | 4 426          | 6 367          | 3 973          | 1 487          | 545            | 248            | 125           | 361          | 225              |
| 4 or more.....  | 8 398  | 1 516           | 979            | 1 901          | 2 520          | 688            | 541            | 102            | 80             | 5             | 66           | 194              |
| With elevator.....  | 5 541  | 1 445           | 720            | 1 107          | 1 378          | 373            | 362            | 91             | 48             | 5             | 12           | 182              |
| <b>GROSS RENT AS PERCENTAGE OF HOUSEHOLD INCOME IN 1979</b>               |        |                 |                |                |                |                |                |                |                |               |              |                  |
| Less than 15 percent.....   | 7 134  | 584             | 735            | 2 005          | 2 391          | 910            | 361            | 96             | 29             | 23            | ...          | 205              |
| 15 to 19 percent.....   | 4 152  | 406             | 326            | 897            | 1 377          | 742            | 254            | 98             | 28             | 24            | ...          | 218              |
| 20 to 24 percent.....   | 3 243  | 323             | 315            | 464            | 1 019          | 521            | 273            | 88             | 37             | —             | ...          | 216              |
| 25 to 29 percent.....   | 2 181  | 318             | 172            | 390            | 640            | 402            | 146            | 36             | 58             | 19            | ...          | 216              |
| 30 to 34 percent.....   | 1 568  | 81              | 147            | 292            | 413            | 312            | 196            | 72             | 40             | 15            | ...          | 227              |
| 35 to 49 percent.....   | 2 780  | 121             | 336            | 562            | 827            | 555            | 269            | 94             | 8              | 8             | ...          | 226              |
| 50 percent or more.....   | 5 742  | 109             | 307            | 1 458          | 1 997          | 1 090          | 471            | 163            | 118            | 29            | ...          | 227              |
| Not computed.....   | 1 295  | 103             | 74             | 259            | 223            | 129            | 58             | —              | 10             | 12            | 427          | 200              |
| Median.....   | 23.3   | 20.8            | 21.7           | 21.4           | 22.8           | 26.2           | 28.3           | 30.4           | 30.9           | 28.2          | ...          | ...              |
| <b>SELECTED CHARACTERISTICS</b>   |        |                 |                |                |                |                |                |                |                |               |              |                  |
| Heating equipment.....  | 27 838 | 2 237           | 2 359          | 6 216          | 8 824          | 4 642          | 2 028          | 647            | 328            | 130           | 427          | 217              |
| Central heating system.....   | 23 440 | 2 132           | 1 850          | 4 994          | 7 464          | 3 888          | 1 779          | 561            | 298            | 125           | 349          | 219              |
| Air conditioning.....   | 14 034 | 600             | 907            | 2 850          | 4 630          | 2 705          | 1 331          | 467            | 179            | 99            | 268          | 228              |
| Central system.....   | 1 731  | 83              | 142            | 306            | 389            | 298            | 347            | 95             | 36             | 23            | 12           | 243              |



Table E-16. **Income and Poverty Status in 1979 of Owner-Occupied Housing Units With a White Householder: 1980**

[Data are estimates based on a sample, see Introduction. For meaning of symbols, see Introduction. For definitions of terms, see appendixes A and B]

| Newark city   | Household income in 1979 |                   |                    |                      |                      |                      |                      |                      |                      |                  |                  | Income in 1979 below poverty level |                |
|---|--------------------------|-------------------|--------------------|----------------------|----------------------|----------------------|----------------------|----------------------|----------------------|------------------|------------------|------------------------------------|----------------|
|   | Total                    | Less than \$5,000 | \$5,000 to \$9,999 | \$10,000 to \$12,499 | \$12,500 to \$14,999 | \$15,000 to \$19,999 | \$20,000 to \$24,999 | \$25,000 to \$34,999 | \$35,000 to \$49,999 | \$50,000 or more | Median (dollars) |                                    | Mean (dollars) |
| <b>Owner-occupied housing units</b> .....   | <b>11 310</b>            | <b>1 418</b>      | <b>1 644</b>       | <b>780</b>           | <b>656</b>           | <b>1 571</b>         | <b>1 507</b>         | <b>2 309</b>         | <b>957</b>           | <b>468</b>       | <b>18 395</b>    | <b>20 418</b>                      | <b>1 122</b>   |
| <b>HOUSEHOLD TYPE AND AGE OF HOUSEHOLDER</b>  |                          |                   |                    |                      |                      |                      |                      |                      |                      |                  |                  |                                    |                |
| <b>Married-couple families</b> .....  | <b>7 478</b>             | <b>374</b>        | <b>786</b>         | <b>428</b>           | <b>444</b>           | <b>1 165</b>         | <b>1 227</b>         | <b>1 885</b>         | <b>808</b>           | <b>361</b>       | <b>21 887</b>    | <b>23 636</b>                      | <b>445</b>     |
| 15 to 24 years .....  | 53                       | —                 | —                  | 4                    | 3                    | 15                   | 23                   | —                    | 8                    | —                | 20 489           | 20 732                             | —              |
| 25 to 34 years .....  | 586                      | 30                | 50                 | 46                   | 31                   | 107                  | 111                  | 186                  | 25                   | —                | 21 151           | 20 466                             | 46             |
| 35 to 44 years .....  | 1 429                    | 27                | 79                 | 69                   | 81                   | 238                  | 263                  | 475                  | 133                  | 64               | 23 806           | 24 692                             | 85             |
| 45 to 64 years .....  | 3 592                    | 130               | 163                | 181                  | 172                  | 556                  | 598                  | 1 005                | 531                  | 256              | 24 965           | 27 096                             | 174            |
| 65 years and over .....   | 1 818                    | 187               | 494                | 128                  | 157                  | 249                  | 232                  | 219                  | 111                  | 41               | 14 092           | 17 078                             | 140            |
| <b>Male householder, no wife present</b> .....  | <b>1 146</b>             | <b>199</b>        | <b>198</b>         | <b>96</b>            | <b>83</b>            | <b>175</b>           | <b>95</b>            | <b>209</b>           | <b>41</b>            | <b>50</b>        | <b>14 910</b>    | <b>17 284</b>                      | <b>127</b>     |
| 15 to 24 years .....  | 4                        | —                 | 4                  | —                    | —                    | 5                    | —                    | —                    | —                    | —                | 8 750            | 9 295                              | —              |
| 25 to 34 years .....  | 75                       | —                 | —                  | 5                    | 26                   | —                    | —                    | 35                   | —                    | —                | 16 250           | 19 419                             | 4              |
| 35 to 44 years .....  | 101                      | 7                 | 15                 | —                    | —                    | 8                    | 13                   | 32                   | 12                   | 14               | 28 839           | 30 248                             | 7              |
| 45 to 64 years .....  | 457                      | 7                 | 32                 | 51                   | 46                   | 99                   | 49                   | 80                   | 15                   | 12               | 16 227           | 17 096                             | 48             |
| 65 years and over .....   | 509                      | 119               | 143                | 40                   | 11                   | 63                   | 33                   | 62                   | 14                   | 24               | 9 646            | 14 629                             | 68             |
| <b>Female householder, no husband present</b> .....   | <b>2 686</b>             | <b>845</b>        | <b>660</b>         | <b>256</b>           | <b>129</b>           | <b>231</b>           | <b>185</b>           | <b>215</b>           | <b>108</b>           | <b>57</b>        | <b>8 418</b>     | <b>12 794</b>                      | <b>550</b>     |
| 15 to 24 years .....  | 12                       | 19                | —                  | —                    | —                    | 7                    | —                    | —                    | 8                    | —                | 2 500            | 1 278                              | 12             |
| 25 to 34 years .....  | 67                       | —                 | 22                 | —                    | —                    | —                    | —                    | 11                   | —                    | —                | 6 648            | 13 972                             | 41             |
| 35 to 44 years .....  | 130                      | 44                | 29                 | 21                   | 7                    | 16                   | 4                    | —                    | 9                    | —                | 9 130            | 10 214                             | 50             |
| 45 to 64 years .....  | 898                      | 189               | 150                | 113                  | 63                   | 121                  | 91                   | 121                  | 33                   | 17               | 12 434           | 15 382                             | 140            |
| 65 years and over .....   | 1 579                    | 581               | 459                | 122                  | 59                   | 87                   | 90                   | 83                   | 58                   | 40               | 6 816            | 11 572                             | 307            |
| Median age .....  | 58.9                     | 68.8              | 69.3               | 60.9                 | 59.4                 | 58.0                 | 54.8                 | 52.4                 | 54.5                 | 56.7             | ...              | ...                                | 63.3           |
| <b>YEAR HOUSEHOLDER MOVED INTO UNIT</b>   |                          |                   |                    |                      |                      |                      |                      |                      |                      |                  |                  |                                    |                |
| 1979 to March 1980 .....  | 551                      | 27                | 28                 | 54                   | 53                   | 98                   | 107                  | 127                  | 44                   | 13               | 20 705           | 21 392                             | 27             |
| 1975 to 1978 .....  | 1 784                    | 107               | 124                | 112                  | 115                  | 280                  | 286                  | 555                  | 136                  | 69               | 22 362           | 22 929                             | 131            |
| 1970 to 1974 .....  | 1 719                    | 106               | 142                | 145                  | 95                   | 367                  | 254                  | 418                  | 134                  | 58               | 20 072           | 22 061                             | 125            |
| 1960 to 1969 .....  | 2 340                    | 233               | 296                | 201                  | 119                  | 279                  | 358                  | 458                  | 269                  | 127              | 20 571           | 22 231                             | 231            |
| 1959 or earlier .....   | 4 916                    | 945               | 1 054              | 268                  | 274                  | 547                  | 502                  | 751                  | 374                  | 201              | 14 243           | 17 959                             | 608            |
| <b>SELECTED CHARACTERISTICS</b>   |                          |                   |                    |                      |                      |                      |                      |                      |                      |                  |                  |                                    |                |
| <b>Complete plumbing for exclusive use</b> .....  | <b>10 955</b>            | <b>1 399</b>      | <b>1 588</b>       | <b>764</b>           | <b>650</b>           | <b>1 494</b>         | <b>1 446</b>         | <b>2 242</b>         | <b>904</b>           | <b>468</b>       | <b>18 263</b>    | <b>20 391</b>                      | <b>1 098</b>   |
| 1.01 or more persons per room .....   | 685                      | 37                | 34                 | 18                   | 26                   | 121                  | 136                  | 195                  | 57                   | 61               | 23 683           | 25 914                             | 64             |
| <b>Lacking complete plumbing for exclusive use</b> .....  | <b>355</b>               | <b>19</b>         | <b>56</b>          | <b>16</b>            | <b>6</b>             | <b>77</b>            | <b>61</b>            | <b>67</b>            | <b>53</b>            | <b>—</b>         | <b>20 203</b>    | <b>21 232</b>                      | <b>24</b>      |
| 1.01 or more persons per room .....   | 27                       | —                 | —                  | —                    | —                    | 9                    | —                    | —                    | 18                   | —                | 38 478           | 34 437                             | —              |
| <b>Heating equipment</b> .....  | <b>11 295</b>            | <b>1 412</b>      | <b>1 644</b>       | <b>775</b>           | <b>656</b>           | <b>1 571</b>         | <b>1 503</b>         | <b>2 309</b>         | <b>957</b>           | <b>468</b>       | <b>18 409</b>    | <b>20 432</b>                      | <b>1 116</b>   |
| Central heating system .....  | 9 998                    | 1 239             | 1 469              | 679                  | 560                  | 1 373                | 1 372                | 2 017                | 876                  | 413              | 18 626           | 20 520                             | 949            |
| <b>Air conditioning</b> .....   | <b>7 875</b>             | <b>745</b>        | <b>950</b>         | <b>434</b>           | <b>477</b>           | <b>1 145</b>         | <b>1 145</b>         | <b>1 804</b>         | <b>766</b>           | <b>409</b>       | <b>20 688</b>    | <b>22 365</b>                      | <b>652</b>     |
| Central system .....  | 429                      | 56                | 66                 | 34                   | 13                   | 49                   | 53                   | 69                   | 33                   | 56               | 19 770           | 24 277                             | 70             |
| <b>Vehicles available</b> .....   | <b>8 929</b>             | <b>667</b>        | <b>827</b>         | <b>639</b>           | <b>550</b>           | <b>1 321</b>         | <b>1 356</b>         | <b>2 178</b>         | <b>938</b>           | <b>453</b>       | <b>21 505</b>    | <b>23 166</b>                      | <b>615</b>     |
| 1 or more .....   | 5 018                    | 537               | 648                | 518                  | 324                  | 770                  | 836                  | 1 110                | 193                  | 82               | 17 616           | 18 599                             | 461            |
| 2 or more .....   | 3 911                    | 130               | 179                | 121                  | 226                  | 551                  | 520                  | 1 068                | 745                  | 371              | 26 813           | 28 979                             | 154            |
| <b>House heating fuel</b> .....   | <b>11 295</b>            | <b>1 412</b>      | <b>1 644</b>       | <b>775</b>           | <b>656</b>           | <b>1 571</b>         | <b>1 503</b>         | <b>2 309</b>         | <b>957</b>           | <b>468</b>       | <b>18 409</b>    | <b>20 432</b>                      | <b>1 116</b>   |
| Utility gas .....   | 4 784                    | 567               | 650                | 358                  | 317                  | 664                  | 670                  | 1 009                | 394                  | 155              | 18 373           | 19 947                             | 492            |
| Bottled, tank, or LP gas .....  | 88                       | 12                | 5                  | 7                    | 11                   | 22                   | 8                    | 4                    | 7                    | 12               | 16 406           | 27 882                             | 12             |
| Electricity .....   | 123                      | 36                | —                  | —                    | 23                   | 8                    | 19                   | 16                   | 11                   | 10               | 16 563           | 23 651                             | 19             |
| Fuel oil, kerosene, etc. ....   | 6 219                    | 774               | 980                | 399                  | 299                  | 872                  | 791                  | 1 275                | 545                  | 284              | 18 581           | 20 702                             | 574            |
| Other .....   | 81                       | 23                | 9                  | 11                   | 6                    | 5                    | 15                   | 5                    | —                    | 7                | 11 932           | 15 304                             | 1              |
| Median rooms .....  | 5.5                      | 4.9               | 5.3                | 5.7                  | 5.1                  | 5.3                  | 5.6                  | 5.6                  | 6.0                  | 6.6              | ...              | ...                                | 5.6            |
| Specified owner-occupied housing units .....  | 3 961                    | 431               | 483                | 318                  | 194                  | 526                  | 508                  | 807                  | 428                  | 266              | 20 211           | 22 641                             | 306            |
| <b>MORTGAGE STATUS AND SELECTED MONTHLY OWNER COSTS</b>   |                          |                   |                    |                      |                      |                      |                      |                      |                      |                  |                  |                                    |                |
| <b>With a mortgage</b> .....  | <b>1 763</b>             | <b>161</b>        | <b>125</b>         | <b>125</b>           | <b>87</b>            | <b>271</b>           | <b>199</b>           | <b>432</b>           | <b>228</b>           | <b>135</b>       | <b>21 913</b>    | <b>24 964</b>                      | <b>127</b>     |
| Less than \$200 .....   | 71                       | 17                | 20                 | 11                   | —                    | 3                    | 5                    | —                    | —                    | 15               | 6 687            | 25 214                             | —              |
| \$200 to \$249 .....  | 82                       | 12                | 9                  | 21                   | —                    | 20                   | 11                   | 9                    | —                    | —                | 12 381           | 13 808                             | 5              |
| \$250 to \$299 .....  | 160                      | 43                | 18                 | 5                    | 8                    | 19                   | 5                    | 29                   | 18                   | 15               | 14 375           | 22 448                             | 34             |
| \$300 to \$349 .....  | 380                      | 26                | 15                 | 48                   | 19                   | 39                   | 40                   | 134                  | 41                   | 18               | 25 163           | 23 949                             | 7              |
| \$350 to \$399 .....  | 296                      | 35                | 42                 | 13                   | 31                   | 49                   | 15                   | 48                   | 31                   | 32               | 16 875           | 22 400                             | 58             |
| \$400 to \$499 .....  | 454                      | 28                | 9                  | 22                   | 25                   | 69                   | 66                   | 144                  | 78                   | 13               | 25 282           | 24 901                             | 23             |
| \$500 to \$599 .....  | 209                      | —                 | 12                 | 5                    | 4                    | 50                   | 39                   | 53                   | 41                   | 5                | 23 359           | 26 850                             | —              |
| \$600 to \$749 .....  | 78                       | —                 | —                  | —                    | —                    | 17                   | 18                   | 9                    | 13                   | 21               | 22 083           | 36 605                             | —              |
| \$750 or more .....   | 33                       | —                 | —                  | —                    | —                    | 5                    | —                    | 6                    | 6                    | 16               | 31 769           | 60 443                             | —              |
| Median .....  | \$382                    | \$316             | \$351              | \$327                | \$377                | \$408                | \$436                | \$396                | \$429                | \$380            | ...              | ...                                | \$365          |
| <b>Not mortgaged</b> .....  | <b>2 198</b>             | <b>270</b>        | <b>358</b>         | <b>193</b>           | <b>107</b>           | <b>255</b>           | <b>309</b>           | <b>375</b>           | <b>200</b>           | <b>131</b>       | <b>18 091</b>    | <b>20 778</b>                      | <b>179</b>     |
| Less than \$50 .....  | 31                       | 7                 | —                  | —                    | —                    | 8                    | —                    | 7                    | 9                    | —                | 27 679           | 25 753                             | 7              |
| \$50 to \$74 .....  | 5                        | —                 | 5                  | —                    | —                    | —                    | —                    | —                    | —                    | —                | 6 250            | 6 005                              | —              |
| \$75 to \$99 .....  | 28                       | —                 | 28                 | —                    | —                    | —                    | —                    | —                    | —                    | —                | 6 250            | 5 696                              | —              |
| \$100 to \$124 .....  | 123                      | 34                | 41                 | —                    | 15                   | —                    | —                    | 10                   | 8                    | 15               | 7 891            | 16 492                             | 34             |
| \$125 to \$149 .....  | 139                      | 25                | 38                 | 8                    | 20                   | —                    | 37                   | 11                   | —                    | —                | 12 031           | 13 145                             | 21             |
| \$150 to \$199 .....  | 573                      | 113               | 93                 | 48                   | 20                   | 73                   | 67                   | 123                  | 23                   | 13               | 15 868           | 17 606                             | 57             |
| \$200 to \$249 .....  | 494                      | 22                | 78                 | 30                   | 33                   | 58                   | 71                   | 106                  | 58                   | 38               | 21 585           | 23 486                             | 19             |
| \$250 or more .....   | 805                      | 69                | 75                 | 107                  | 19                   | 116                  | 134                  | 118                  | 102                  | 65               | 20 497           | 23 772                             | 41             |
| Median .....  | \$220                    | \$181             | \$186              | \$250+               | \$196                | \$240                | \$236                | \$217                | \$250+               | \$249            | ...              | ...                                | \$174          |
| <b>MORTGAGE STATUS AND SELECTED MONTHLY OWNER COSTS AS PERCENTAGE OF HOUSEHOLD INCOME IN 1979</b> |                          |                   |                    |                      |                      |                      |                      |                      |                      |                  |                  |                                    |                |
| <b>With a mortgage</b> .....  | <b>1 763</b>             | <b>161</b>        | <b>125</b>         | <b>125</b>           | <b>87</b>            | <b>271</b>           | <b>199</b>           | <b>432</b>           | <b>228</b>           | <b>135</b>       | <b>21 913</b>    | <b>24 964</b>                      | <b>127</b>     |
| Less than 15 percent .....  | 434                      | —                 | —                  | —                    | —                    | 3                    | 21                   | 145                  | 137                  | 128              | 38 993           | 44 985                             | —              |
| 15 to 19 percent .....  | 363                      | —                 | 11                 | 11                   | —                    | 20                   | 49                   | 187                  | 78                   | 7                | 29 179           | 28 612                             | —              |
| 20 to 24 percent .....  | 194                      | —                 | —                  | 8                    | 8                    | 54                   | 32                   | 85                   | 7                    | —                | 24 219           | 22 847                             | —              |
| 25 to 29 percent .....  | 161                      | —                 | 9                  | 18                   | 19                   | 53                   | 56                   | —                    | 6                    | —                | 18 150           | 17 943                             | —              |
| 30 to 34 percent .....  | 195                      | —                 | 8                  | 35                   | 31                   | 83                   | 23                   | 15                   | —                    | —                | 16 250           | 16 340                             | —              |
| 35 percent or more .....  | 400                      | 145               | 97                 | 53                   | 29                   | 58                   | 18                   | —                    | —                    | —                | 8 333            | 8 987                              | 111            |
| Not computed .....  | 16                       | 16                | —                  | —                    | —                    | —                    | —                    | —                    | —                    | —                | 2500—            | —                                  | 16             |
| Median .....  | 22.0                     | 50+               | 50+                | 33.6                 | 32.7                 | 30.3                 | 24.6                 | 16.9                 | 14.0                 | 10—              | ...              | ...                                | 50+            |
| <b>Not mortgaged</b> .....  | <b>2 198</b>             | <b>270</b>        | <b>358</b>         | <b>193</b>           | <b>107</b>           | <b>255</b>           | <b>309</b>           | <b>375</b>           | <b>200</b>           | <b>131</b>       | <b>18 091</b>    | <b>20 778</b>                      | <b>179</b>     |
| Less than 10 percent .....  | 557                      | —                 | —                  | —                    | —                    | 92                   | 83                   | 204                  | 146                  | 124              | 34 412           | 39 246                             | —              |
| 10 to 14 percent .....  | 422                      | —                 | —                  | —                    | —                    | 35                   | 77                   | 102                  | 149                  | 37               | 23 875           | 24 372                             | —              |
| 15 to 19 percent .....  | 338                      | —                 | 46                 | 41                   | 38                   | 77                   | 106                  | 22                   | 8                    | —                | 17 885           | 17 592                             | 14             |
| 20 to 24 percent .....  | 201                      | —                 | 67                 | 15                   | 34                   | 67                   | 18                   | —                    | —                    | —                | 13 860           | 13 047                             | —              |
| 25 to 29 percent .....  | 125                      | —                 | 54                 | 71                   | —                    | —                    | —                    | —                    | —                    | —                | 10 299           | 9 913                              | —              |
| 30 to 34 percent .....  | 84                       | 4                 |                    |                      |                      |                      |                      |                      |                      |                  |                  |                                    |                |

**Table E-17. Income and Poverty Status in 1979 of Renter-Occupied Housing Units With a White Householder: 1980**

[Data are estimates based on a sample, see Introduction. For meaning of symbols, see Introduction. For definitions of terms, see appendixes A and B.]

| Newark city   | Household income in 1979 |                   |                    |                      |                      |                      |                      |                      |                      |                  |                  |                | Income in 1979 below poverty level |
|---|--------------------------|-------------------|--------------------|----------------------|----------------------|----------------------|----------------------|----------------------|----------------------|------------------|------------------|----------------|------------------------------------|
|   | Total                    | Less than \$5,000 | \$5,000 to \$9,999 | \$10,000 to \$12,499 | \$12,500 to \$14,999 | \$15,000 to \$19,999 | \$20,000 to \$24,999 | \$25,000 to \$34,999 | \$35,000 to \$49,999 | \$50,000 or more | Median (dollars) | Mean (dollars) |                                    |
| Renter-occupied housing units .....                         | 28 193                   | 7 987             | 5 881              | 2 618                | 2 026                | 3 792                | 2 438                | 2 406                | 789                  | 256              | 10 218           | 12 755         | 7 262                              |
| <b>HOUSEHOLD TYPE AND AGE OF HOUSEHOLDER</b>                |                          |                   |                    |                      |                      |                      |                      |                      |                      |                  |                  |                |                                    |
| Married-couple families .....                               | 12 591                   | 1 300             | 2 096              | 1 395                | 1 158                | 2 471                | 1 725                | 1 704                | 565                  | 177              | 15 653           | 17 069         | 1 573                              |
| 15 to 24 years .....  | 804                      | 107               | 138                | 78                   | 75                   | 190                  | 157                  | 43                   | 16                   | —                | 15 123           | 14 948         | 141                                |
| 25 to 34 years .....  | 3 086                    | 314               | 398                | 517                  | 357                  | 689                  | 320                  | 408                  | 64                   | 19               | 14 699           | 15 733         | 449                                |
| 35 to 44 years .....  | 2 266                    | 174               | 222                | 201                  | 181                  | 513                  | 501                  | 344                  | 105                  | 25               | 18 521           | 18 893         | 245                                |
| 45 to 64 years .....  | 4 330                    | 405               | 581                | 354                  | 348                  | 786                  | 665                  | 751                  | 327                  | 113              | 17 872           | 19 679         | 503                                |
| 65 years and over .....                                     | 2 105                    | 300               | 757                | 245                  | 197                  | 293                  | 82                   | 158                  | 53                   | 20               | 9 955            | 12 507         | 235                                |
| Male householder, no wife present .....                     | 4 742                    | 1 283             | 1 053              | 527                  | 328                  | 614                  | 408                  | 370                  | 97                   | 62               | 10 166           | 12 585         | 875                                |
| 15 to 24 years .....  | 339                      | 110               | 89                 | 27                   | 43                   | 63                   | —                    | 7                    | —                    | —                | 8 810            | 9 210          | 72                                 |
| 25 to 34 years .....  | 861                      | 144               | 142                | 92                   | 67                   | 196                  | 79                   | 117                  | 13                   | 11               | 14 459           | 14 935         | 125                                |
| 35 to 44 years .....  | 683                      | 103               | 104                | 114                  | 64                   | 92                   | 132                  | 42                   | 18                   | 14               | 13 301           | 15 471         | 73                                 |
| 45 to 64 years .....  | 1 506                    | 359               | 320                | 179                  | 96                   | 189                  | 154                  | 124                  | 59                   | 26               | 11 034           | 13 988         | 332                                |
| 65 years and over .....                                     | 1 353                    | 567               | 398                | 115                  | 58                   | 74                   | 43                   | 80                   | 7                    | 11               | 6 069            | 8 916          | 273                                |
| Female householder, no husband present .....                | 10 860                   | 5 404             | 2 732              | 696                  | 540                  | 707                  | 305                  | 332                  | 127                  | 17               | 5 042            | 7 828          | 4 814                              |
| 15 to 24 years .....  | 777                      | 475               | 168                | 31                   | 36                   | 55                   | 6                    | 6                    | —                    | —                | 4 354            | 5 956          | 544                                |
| 25 to 34 years .....  | 1 874                    | 914               | 544                | 144                  | 132                  | 90                   | 6                    | 44                   | —                    | —                | 5 171            | 6 724          | 1 145                              |
| 35 to 44 years .....  | 1 216                    | 519               | 366                | 90                   | 43                   | 109                  | 39                   | 50                   | —                    | —                | 6 264            | 8 091          | 644                                |
| 45 to 64 years .....  | 3 063                    | 998               | 725                | 253                  | 272                  | 324                  | 207                  | 172                  | 95                   | 17               | 8 648            | 11 244         | 945                                |
| 65 years and over .....                                     | 3 930                    | 2 498             | 929                | 178                  | 57                   | 129                  | 47                   | 60                   | 32                   | —                | 4 354            | 5 981          | 1 536                              |
| Median age .....  | 50.8                     | 60.3              | 56.8               | 45.4                 | 45.6                 | 43.6                 | 44.7                 | 48.2                 | 52.0                 | 53.2             | ...              | ...            | 48.1                               |
| <b>YEAR HOUSEHOLDER MOVED INTO UNIT</b>                     |                          |                   |                    |                      |                      |                      |                      |                      |                      |                  |                  |                |                                    |
| 1979 to March 1980 .....                                    | 6 196                    | 1 986             | 1 436              | 583                  | 406                  | 962                  | 398                  | 333                  | 79                   | 13               | 8 861            | 10 717         | 2 147                              |
| 1975 to 1978 .....  | 9 001                    | 2 415             | 1 840              | 866                  | 716                  | 1 212                | 932                  | 746                  | 185                  | 89               | 10 709           | 12 807         | 2 393                              |
| 1970 to 1974 .....  | 4 897                    | 1 341             | 985                | 534                  | 372                  | 594                  | 439                  | 468                  | 142                  | 22               | 10 574           | 12 816         | 1 083                              |
| 1960 to 1969 .....  | 4 775                    | 1 397             | 924                | 414                  | 309                  | 650                  | 417                  | 436                  | 169                  | 59               | 10 402           | 13 502         | 1 026                              |
| 1959 or earlier .....                                       | 3 324                    | 848               | 696                | 221                  | 223                  | 374                  | 252                  | 423                  | 214                  | 73               | 11 335           | 15 252         | 613                                |
| <b>PLUMBING FACILITIES BY PERSONS PER ROOM</b>              |                          |                   |                    |                      |                      |                      |                      |                      |                      |                  |                  |                |                                    |
| Complete plumbing for exclusive use .....                   | 26 928                   | 7 473             | 5 645              | 2 511                | 1 945                | 3 629                | 2 343                | 2 364                | 773                  | 245              | 10 344           | 12 880         | 6 743                              |
| 0.50 or less .....  | 12 592                   | 4 337             | 2 929              | 1 169                | 830                  | 1 423                | 818                  | 823                  | 208                  | 55               | 8 222            | 10 834         | 2 995                              |
| 0.51 to 1.00 .....  | 11 903                   | 2 659             | 2 245              | 1 089                | 877                  | 1 805                | 1 314                | 1 355                | 422                  | 137              | 12 405           | 14 577         | 2 836                              |
| 1.01 to 1.50 .....  | 1 786                    | 361               | 355                | 177                  | 207                  | 280                  | 131                  | 143                  | 79                   | 53               | 12 500           | 14 938         | 677                                |
| 1.51 or more .....  | 647                      | 116               | 116                | 76                   | 31                   | 121                  | 80                   | 43                   | 64                   | —                | 13 750           | 15 788         | 235                                |
| Lacking complete plumbing for exclusive use .....           | 1 265                    | 514               | 236                | 107                  | 81                   | 163                  | 95                   | 42                   | 16                   | 11               | 6 887            | 10 106         | 519                                |
| 0.50 or less .....  | 344                      | 108               | 84                 | 29                   | 34                   | 43                   | 31                   | 15                   | —                    | —                | 8 387            | 10 120         | 100                                |
| 0.51 to 1.00 .....  | 755                      | 367               | 82                 | 59                   | 38                   | 105                  | 50                   | 27                   | 16                   | 11               | 5 559            | 10 493         | 311                                |
| 1.01 to 1.50 .....  | 113                      | 34                | 49                 | 7                    | 9                    | 8                    | 6                    | —                    | —                    | —                | 6 563            | 7 253          | 75                                 |
| 1.51 or more .....  | 53                       | 5                 | 21                 | 12                   | —                    | 7                    | 8                    | —                    | —                    | —                | 10 104           | 10 591         | 33                                 |
| <b>SELECTED CHARACTERISTICS</b>                             |                          |                   |                    |                      |                      |                      |                      |                      |                      |                  |                  |                |                                    |
| Heating equipment .....                                     | 27 936                   | 7 917             | 5 846              | 2 594                | 2 017                | 3 745                | 2 394                | 2 389                | 778                  | 256              | 10 198           | 12 748         | 7 191                              |
| Central heating system .....                                | 23 526                   | 6 885             | 5 062              | 2 202                | 1 635                | 2 989                | 1 899                | 2 004                | 630                  | 220              | 9 803            | 12 535         | 6 149                              |
| Air conditioning .....                                      | 14 043                   | 2 634             | 2 510              | 1 369                | 1 166                | 2 181                | 1 646                | 1 721                | 648                  | 168              | 13 590           | 15 612         | 2 343                              |
| Central system .....  | 1 731                    | 454               | 381                | 187                  | 119                  | 165                  | 146                  | 221                  | 41                   | 17               | 10 408           | 13 300         | 327                                |
| Vehicles available .....                                    | 15 475                   | 1 751             | 2 460              | 1 700                | 1 494                | 2 861                | 2 095                | 2 165                | 703                  | 246              | 15 572           | 17 165         | 1 994                              |
| 1 .....   | 11 896                   | 1 545             | 2 192              | 1 539                | 1 226                | 2 241                | 1 510                | 1 186                | 350                  | 107              | 13 870           | 15 273         | 1 708                              |
| 2 or more .....   | 3 579                    | 206               | 268                | 161                  | 268                  | 620                  | 585                  | 979                  | 353                  | 139              | 22 095           | 23 453         | 286                                |
| House heating fuel .....                                    | 27 936                   | 7 917             | 5 846              | 2 594                | 2 017                | 3 745                | 2 394                | 2 389                | 778                  | 256              | 10 198           | 12 748         | 7 191                              |
| Utility gas .....   | 8 995                    | 2 163             | 1 698              | 843                  | 716                  | 1 392                | 908                  | 967                  | 234                  | 74               | 11 888           | 13 793         | 2 165                              |
| Bottled, tank, or LP gas .....                              | 455                      | 125               | 139                | 23                   | 21                   | 41                   | 62                   | 27                   | 11                   | 6                | 7 309            | 11 909         | 130                                |
| Electricity .....   | 1 191                    | 423               | 306                | 106                  | 37                   | 129                  | 68                   | 78                   | 30                   | 14               | 7 861            | 11 051         | 319                                |
| Fuel oil, kerosene, etc. ....                               | 17 125                   | 5 153             | 3 657              | 1 614                | 1 234                | 2 158                | 1 348                | 1 312                | 487                  | 162              | 9 623            | 12 344         | 4 525                              |
| Other .....   | 170                      | 53                | 46                 | 8                    | 9                    | 25                   | 8                    | 5                    | 16                   | —                | 9 000            | 12 301         | 52                                 |
| Median rooms .....  | 3.8                      | 3.3               | 3.6                | 3.7                  | 3.8                  | 4.0                  | 4.1                  | 4.2                  | 4.3                  | 4.8              | ...              | ...            | 3.6                                |
| Specified renter-occupied housing units .....               | 28 095                   | 7 956             | 5 851              | 2 618                | 2 026                | 3 775                | 2 425                | 2 406                | 782                  | 256              | 10 230           | 12 758         | 7 231                              |
| <b>CONTRACT RENT</b>  |                          |                   |                    |                      |                      |                      |                      |                      |                      |                  |                  |                |                                    |
| Less than \$100 .....                                       | 3 204                    | 1 946             | 548                | 144                  | 112                  | 199                  | 101                  | 120                  | 34                   | —                | 4 429            | 7 198          | 1 472                              |
| \$100 to \$149 .....  | 5 270                    | 1 365             | 1 271              | 509                  | 330                  | 678                  | 426                  | 519                  | 151                  | 21               | 9 996            | 12 790         | 1 112                              |
| \$150 to \$199 .....  | 9 743                    | 2 742             | 1 895              | 919                  | 875                  | 1 360                | 804                  | 751                  | 269                  | 128              | 10 638           | 12 879         | 2 474                              |
| \$200 to \$249 .....  | 6 619                    | 1 444             | 1 524              | 747                  | 407                  | 1 036                | 684                  | 577                  | 181                  | 19               | 11 143           | 13 122         | 1 515                              |
| \$250 to \$299 .....  | 1 976                    | 291               | 403                | 231                  | 172                  | 338                  | 213                  | 226                  | 65                   | 37               | 13 416           | 15 426         | 498                                |
| \$300 to \$349 .....  | 625                      | 63                | 100                | 32                   | 98                   | 99                   | 84                   | 101                  | 27                   | 21               | 16 681           | 18 334         | 70                                 |
| \$350 to \$399 .....  | 131                      | 4                 | 26                 | 7                    | —                    | 18                   | 29                   | 30                   | 7                    | 10               | 22 566           | 24 704         | 4                                  |
| \$400 to \$499 .....  | 81                       | 12                | 7                  | —                    | —                    | —                    | 14                   | 25                   | 10                   | 13               | 31 087           | 35 808         | 12                                 |
| \$500 or more .....   | 19                       | 7                 | —                  | —                    | —                    | —                    | —                    | —                    | 5                    | 7                | 44 062           | 30 882         | 7                                  |
| No cash rent .....  | 427                      | 82                | 77                 | 29                   | 32                   | 47                   | 70                   | 57                   | 33                   | —                | 14 492           | 16 333         | 67                                 |
| Median .....  | \$178                    | \$160             | \$178              | \$186                | \$183                | \$185                | \$189                | \$187                | \$187                | \$186            | ...              | ...            | \$171                              |
| <b>GROSS RENT</b>   |                          |                   |                    |                      |                      |                      |                      |                      |                      |                  |                  |                |                                    |
| Less than \$100 .....                                       | 2 248                    | 1 673             | 377                | 90                   | 22                   | 49                   | 12                   | 14                   | 11                   | —                | 3 958            | 4 766          | 1 228                              |
| \$100 to \$149 .....  | 2 412                    | 875               | 746                | 190                  | 118                  | 210                  | 127                  | 123                  | 14                   | 9                | 7 090            | 9 603          | 610                                |
| \$150 to \$199 .....  | 6 327                    | 1 939             | 1 272              | 613                  | 513                  | 865                  | 515                  | 465                  | 136                  | 9                | 9 768            | 11 639         | 1 634                              |
| \$200 to \$249 .....  | 8 887                    | 2 066             | 1 728              | 905                  | 782                  | 1 356                | 823                  | 843                  | 318                  | 66               | 11 794           | 13 795         | 1 902                              |
| \$250 to \$299 .....  | 4 661                    | 878               | 968                | 555                  | 313                  | 770                  | 523                  | 465                  | 133                  | 56               | 12 182           | 14 305         | 1 129                              |
| \$300 to \$349 .....  | 2 028                    | 301               | 449                | 178                  | 159                  | 331                  | 186                  | 288                  | 91                   | 45               | 13 852           | 16 162         | 452                                |
| \$350 to \$399 .....  | 647                      | 90                | 130                | 37                   | 72                   | 71                   | 106                  | 93                   | 24                   | 24               | 14 809           | 17 999         | 135                                |
| \$400 to \$499 .....  | 328                      | 33                | 82                 | 21                   | 15                   | 53                   | 53                   | 49                   | 5                    | 17               | 17 321           | 18 551         | 46                                 |
| \$500 or more .....   | 130                      | 19                | 22                 | —                    | —                    | 23                   | 10                   | 9                    | 17                   | 30               | 20 250           | 32 076         | 28                                 |
| No cash rent .....  | 427                      | 82                | 77                 | 29                   | 32                   | 47                   | 70                   | 57                   | 33                   | —                | 14 492           | 16 333         | 67                                 |
| Median .....  | \$217                    | \$187             | \$213              | \$223                | \$222                | \$228                | \$234                | \$236                | \$234                | \$285            | ...              | ...            | \$203                              |
| <b>GROSS RENT AS PERCENTAGE OF HOUSEHOLD INCOME IN 1979</b> |                          |                   |                    |                      |                      |                      |                      |                      |                      |                  |                  |                |                                    |
| Less than 15 percent .....                                  | 7 134                    | 169               | 244                | 197                  | 266                  | 1 354                | 1 733                | 2 190                | 732                  | 249              | 23 602           | 25 260         | 162                                |
| 15 to 19 percent .....                                      | 4 152                    | 284               | 372                | 475                  | 757                  | 1 606                | 498                  | 136                  | 17                   | 7                | 15 530           | 15 151         | 221                                |
| 20 to 24 percent .....                                      | 3 243                    | 488               | 596                | 820                  | 638                  | 603                  | 84                   | 14                   | —                    | —                | 11 639           | 11 328         | 284                                |
| 25 to 29 percent .....                                      | 2 181                    | 360               | 863                | 612                  | 180                  | 117                  | 40                   | 9                    | —                    | —                | 9 439            | 9 360          | 306                                |
| 30 to 34 percent .....                                      | 1 568                    | 197               | 815                | 363                  | 153                  | 40                   | —                    | —                    | —                    | —                | 8 805            | 8 779          | 152                                |
| 35 to 49 percent .....                                      | 2 780                    | 679               | 1 984              | 109                  | —                    | 8                    | —                    | —                    | —                    | —                | 6 489            | 6 526          | 749                                |
| 50 percent or more .....                                    | 5 742                    | 4 829             | 900                | 13                   | —                    | —                    | —                    | —                    | —                    | —                | 3 47             |                |                                    |



Table E—18. Selected Monthly Owner Costs for Mortgaged Housing Units With a White Householder: 1980

[Oto are estimates based on a sample, see Introduction. For meaning of symbols, see Introduction. For definitions of terms, see appendix A and B]

Newark city

|   | Total        | Less than \$200 | \$200 to \$249 | \$250 to \$299 | \$300 to \$349 | \$350 to \$399 | \$400 to \$499 | \$500 to \$599 | \$600 to \$749 | \$750 or more | Median (dollars) |
|---|--------------|-----------------|----------------|----------------|----------------|----------------|----------------|----------------|----------------|---------------|------------------|
| <b>Specified owner-occupied housing units</b> -----                           | <b>1 763</b> | <b>71</b>       | <b>82</b>      | <b>160</b>     | <b>380</b>     | <b>296</b>     | <b>454</b>     | <b>209</b>     | <b>78</b>      | <b>33</b>     | <b>382</b>       |
| <b>PERSONS IN UNIT</b>  |              |                 |                |                |                |                |                |                |                |               |                  |
| 1 person -----  | 136          | 37              | 21             | 32             | 20             | 20             | —              | 6              | —              | —             | 266              |
| 2 persons -----   | 356          | —               | 19             | 27             | 110            | 74             | 67             | 35             | 24             | —             | 365              |
| 3 persons -----   | 369          | 20              | 25             | 53             | 112            | 10             | 102            | 30             | 7              | 10            | 339              |
| 4 persons -----   | 422          | 14              | 9              | 19             | 77             | 76             | 137            | 55             | 24             | 11            | 410              |
| 5 persons -----   | 161          | —               | —              | 5              | 23             | 55             | 42             | 27             | 9              | —             | 398              |
| 6 persons -----   | 186          | —               | —              | 7              | 25             | 57             | 50             | 24             | 14             | 9             | 408              |
| 7 persons -----   | 104          | —               | 8              | 8              | 13             | 4              | 47             | 21             | —              | 3             | 459              |
| 8 or more persons -----   | 29           | —               | —              | 9              | —              | —              | 9              | 11             | —              | —             | 481              |
| Median -----  | 3.55         | 1.46            | 2.54           | 2.90           | 3.04           | 4.08           | 3.92           | 4.11           | 3.83           | 4.09          | ...              |
| <b>HOUSEHOLD TYPE AND AGE OF HOUSEHOLDER</b>                                  |              |                 |                |                |                |                |                |                |                |               |                  |
| <b>Married-couple families</b> -----  | <b>1 375</b> | <b>34</b>       | <b>56</b>      | <b>100</b>     | <b>304</b>     | <b>218</b>     | <b>393</b>     | <b>173</b>     | <b>64</b>      | <b>33</b>     | <b>394</b>       |
| 15 to 24 years -----  | 5            | 5               | —              | —              | —              | —              | —              | —              | —              | —             | 175              |
| 25 to 34 years -----  | 194          | —               | 13             | 6              | 37             | 34             | 55             | 38             | 5              | 6             | 415              |
| 35 to 44 years -----  | 348          | —               | 29             | 19             | 34             | 82             | 92             | 64             | 17             | 11            | 411              |
| 45 to 64 years -----  | 657          | 14              | 14             | 51             | 155            | 81             | 217            | 67             | 42             | 16            | 406              |
| 65 years and over -----   | 171          | 15              | —              | 24             | 78             | 21             | 29             | 4              | —              | —             | 330              |
| <b>Male householder, no wife present</b> -----                                | <b>153</b>   | <b>28</b>       | <b>8</b>       | <b>13</b>      | <b>43</b>      | <b>25</b>      | <b>—</b>       | <b>22</b>      | <b>14</b>      | <b>—</b>      | <b>332</b>       |
| 15 to 24 years -----  | —            | —               | —              | —              | —              | —              | —              | —              | —              | —             | —                |
| 25 to 34 years -----  | 9            | —               | —              | —              | —              | 9              | —              | —              | —              | —             | 375              |
| 35 to 44 years -----  | 50           | —               | —              | —              | 15             | 7              | —              | 14             | 14             | —             | 521              |
| 45 to 64 years -----  | 59           | 17              | 8              | 4              | 13             | 9              | —              | 8              | —              | —             | 302              |
| 65 years and over -----   | 35           | 11              | —              | 9              | 15             | —              | —              | —              | —              | —             | 286              |
| <b>Female householder, no husband present</b> -----                           | <b>235</b>   | <b>9</b>        | <b>18</b>      | <b>47</b>      | <b>33</b>      | <b>53</b>      | <b>61</b>      | <b>14</b>      | <b>—</b>       | <b>—</b>      | <b>360</b>       |
| 15 to 24 years -----  | —            | —               | —              | —              | —              | —              | —              | —              | —              | —             | —                |
| 25 to 34 years -----  | 6            | —               | —              | —              | —              | 6              | —              | —              | —              | —             | 375              |
| 35 to 44 years -----  | 50           | —               | —              | —              | 9              | 15             | 26             | —              | —              | —             | 406              |
| 45 to 64 years -----  | 114          | —               | 11             | 22             | 18             | 21             | 28             | 14             | —              | —             | 364              |
| 65 years and over -----   | 65           | 9               | 7              | 25             | 6              | 11             | 7              | —              | —              | —             | 283              |
| Median age -----  | 50.8         | 64.9            | 44.4           | 57.4           | 56.1           | 44.6           | 49.0           | 43.0           | 46.4           | 44.6          | ...              |
| <b>YEAR HOUSEHOLDER MOVED INTO UNIT</b>                                       |              |                 |                |                |                |                |                |                |                |               |                  |
| 1979 to March 1980 -----  | 137          | 5               | 20             | —              | 10             | 14             | 42             | 14             | 26             | 6             | 439              |
| 1975 to 1978 -----  | 435          | 10              | 5              | 41             | 58             | 70             | 132            | 80             | 26             | 13            | 440              |
| 1970 to 1974 -----  | 464          | 25              | 8              | 23             | 82             | 106            | 114            | 89             | 12             | 5             | 394              |
| 1960 to 1969 -----  | 568          | 31              | 36             | 64             | 185            | 70             | 133            | 26             | 14             | 9             | 341              |
| 1959 or earlier -----   | 159          | —               | 13             | 32             | 45             | 36             | 33             | —              | —              | —             | 338              |
| <b>ROOMS</b>  |              |                 |                |                |                |                |                |                |                |               |                  |
| 1 to 3 rooms -----  | 22           | —               | —              | 6              | 6              | —              | —              | 10             | —              | —             | 342              |
| 4 rooms -----   | 35           | —               | —              | —              | 6              | 10             | 14             | —              | 5              | —             | 415              |
| 5 rooms -----   | 301          | 26              | 38             | 27             | 83             | 42             | 70             | —              | 15             | —             | 336              |
| 6 rooms -----   | 554          | 32              | 17             | 64             | 161            | 89             | 132            | 50             | 5              | 4             | 352              |
| 7 rooms -----   | 364          | 5               | 22             | 29             | 66             | 65             | 96             | 53             | 20             | 8             | 396              |
| 8 or more rooms -----   | 487          | 8               | 5              | 34             | 58             | 90             | 142            | 96             | 33             | 21            | 438              |
| Median -----  | 6.4          | 5.8             | 5.7            | 6.2            | 6.1            | 6.6            | 6.6            | 7.3            | 7.2            | 8.3           | ...              |
| <b>YEAR STRUCTURE BUILT</b>   |              |                 |                |                |                |                |                |                |                |               |                  |
| 1975 to March 1980 -----  | 11           | —               | —              | 8              | —              | —              | —              | 3              | —              | —             | 284              |
| 1970 to 1974 -----  | 9            | —               | —              | —              | —              | 9              | —              | —              | —              | —             | 375              |
| 1960 to 1969 -----  | 66           | —               | —              | 11             | 11             | 4              | 24             | 10             | 6              | —             | 432              |
| 1950 to 1959 -----  | 120          | 21              | —              | 8              | 15             | 2              | 25             | 31             | 8              | 10            | 478              |
| 1940 to 1949 -----  | 270          | 5               | 26             | 4              | 15             | 95             | 89             | 18             | 9              | 9             | 395              |
| 1939 or earlier -----   | 1 287        | 45              | 56             | 129            | 339            | 186            | 316            | 147            | 55             | 14            | 370              |
| <b>VALUE</b>  |              |                 |                |                |                |                |                |                |                |               |                  |
| Less than \$10,000 -----  | 9            | —               | 9              | —              | —              | —              | —              | —              | —              | —             | 225              |
| \$10,000 to \$19,999 -----  | 133          | 3               | 13             | 30             | 40             | 33             | 14             | —              | —              | —             | 326              |
| \$20,000 to \$29,999 -----  | 409          | 44              | 11             | 56             | 139            | 48             | 88             | 14             | 9              | —             | 334              |
| \$30,000 to \$39,999 -----  | 567          | 5               | 37             | 60             | 154            | 91             | 141            | 65             | 10             | 4             | 365              |
| \$40,000 to \$49,999 -----  | 364          | 19              | 12             | 7              | 36             | 106            | 89             | 90             | 5              | —             | 402              |
| \$50,000 to \$59,999 -----  | 165          | —               | —              | 7              | 11             | —              | 90             | 18             | 33             | 6             | 472              |
| \$60,000 to \$79,999 -----  | 87           | —               | —              | —              | —              | 18             | 25             | 22             | 14             | 8             | 502              |
| \$80,000 to \$99,999 -----  | 20           | —               | —              | —              | —              | —              | 7              | —              | 7              | 6             | 664              |
| \$100,000 to \$149,999 -----  | 9            | —               | —              | —              | —              | —              | —              | —              | —              | 9             | 750+             |
| \$150,000 or more -----   | —            | —               | —              | —              | —              | —              | —              | —              | —              | —             | —                |
| Median -----  | \$35 200     | \$28 700        | \$31 100       | \$28 300       | \$30 600       | \$36 900       | \$38 800       | \$42 000       | \$53 600       | \$68 500      | ...              |
| <b>SELECTED MONTHLY OWNER COSTS AS PERCENTAGE OF HOUSEHOLD INCOME IN 1979</b> |              |                 |                |                |                |                |                |                |                |               |                  |
| Less than 15 percent -----  | 434          | 23              | 20             | 67             | 152            | 77             | 60             | 5              | 21             | 9             | 335              |
| 15 to 19 percent -----  | 363          | 22              | 20             | —              | 81             | 43             | 111            | 73             | 6              | 7             | 413              |
| 20 to 24 percent -----  | 194          | —               | 8              | 27             | 26             | 15             | 90             | 21             | 7              | —             | 438              |
| 25 to 29 percent -----  | 161          | 9               | 13             | 5              | 32             | 19             | 61             | 16             | —              | 6             | 405              |
| 30 to 34 percent -----  | 195          | —               | —              | 8              | 35             | 52             | 41             | 44             | 9              | 6             | 406              |
| 35 percent or more -----  | 400          | 17              | 16             | 42             | 54             | 90             | 91             | 50             | 35             | 5             | 389              |
| Not computed -----  | 16           | —               | —              | —              | —              | —              | —              | —              | —              | —             | 264              |
| Median -----  | 22.0         | 17.8            | 19.6           | 21.4           | 17.3           | 28.4           | 23.1           | 26.7           | 32.8           | 25.4          | ...              |
| <b>SELECTED CHARACTERISTICS</b>   |              |                 |                |                |                |                |                |                |                |               |                  |
| <b>Heating equipment</b> -----  | <b>1 752</b> | <b>71</b>       | <b>82</b>      | <b>154</b>     | <b>380</b>     | <b>291</b>     | <b>454</b>     | <b>209</b>     | <b>78</b>      | <b>33</b>     | <b>382</b>       |
| Steam or hot water system -----   | 1 478        | 66              | 55             | 127            | 338            | 230            | 407            | 166            | 63             | 26            | 383              |
| Central warm-air furnace or electric heat pump -----                          | 158          | 5               | 20             | 11             | 29             | 43             | 24             | 16             | 6              | 4             | 366              |
| Other built-in electric units -----   | 10           | —               | 7              | —              | —              | —              | —              | —              | —              | 3             | 236              |
| Floor, wall, or pipeless furnace -----  | 11           | —               | —              | —              | —              | —              | 7              | 4              | —              | —             | 439              |
| Other means -----   | 95           | —               | —              | 16             | 13             | 18             | 16             | 23             | 9              | —             | 406              |
| <b>Air conditioning</b> -----   | <b>1 282</b> | <b>43</b>       | <b>55</b>      | <b>96</b>      | <b>312</b>     | <b>221</b>     | <b>304</b>     | <b>157</b>     | <b>61</b>      | <b>33</b>     | <b>381</b>       |
| Central system -----  | 89           | 20              | 12             | —              | 22             | 5              | 9              | 5              | 6              | 10            | 328              |
| 1 or more individual room units -----   | 1 193        | 23              | 43             | 96             | 290            | 216            | 295            | 152            | 55             | 23            | 383              |
| <b>House heating fuel</b> -----   | <b>1 752</b> | <b>71</b>       | <b>82</b>      | <b>154</b>     | <b>380</b>     | <b>291</b>     | <b>454</b>     | <b>209</b>     | <b>78</b>      | <b>33</b>     | <b>382</b>       |
| Utility gas -----   | 748          | 41              | 29             | 53             | 200            | 116            | 195            | 73             | 31             | 10            | 372              |
| Bottled, tank, or LP gas -----  | 5            | —               | —              | —              | —              | —              | —              | —              | —              | —             | 175              |
| Electricity -----   | 21           | —               | —              | 11             | —              | —              | —              | —              | —              | 3             | 266              |
| Fuel oil, kerosene, etc. -----  | 971          | 25              | 46             | 83             | 180            | 175            | 259            | 136            | 47             | 20            | 393              |
| Other -----   | 7            | —               | —              | 7              | —              | —              | —              | —              | —              | —             | 275              |

Table E-19. Selected Monthly Owner Costs for Not Mortgaged Housing Units With a White Householder: 1980

(Data are estimates based on a sample, see Introduction. For meaning of symbols, see Introduction. For definitions of terms, see appendixes A and B)

| Newark city   | Total        | Less than \$50 | \$50 to \$74 | \$75 to \$99 | \$100 to \$124 | \$125 to \$149 | \$150 to \$199 | \$200 to \$249 | \$250 or more | Median (dollars) |
|---|--------------|----------------|--------------|--------------|----------------|----------------|----------------|----------------|---------------|------------------|
| <b>Specified owner-occupied housing units</b> -----                           | <b>2 198</b> | <b>31</b>      | <b>5</b>     | <b>28</b>    | <b>123</b>     | <b>139</b>     | <b>573</b>     | <b>494</b>     | <b>805</b>    | <b>220</b>       |
| <b>PERSONS IN UNIT</b>  |              |                |              |              |                |                |                |                |               |                  |
| 1 person -----  | 444          | —              | —            | 28           | 48             | 22             | 137            | 80             | 129           | 195              |
| 2 persons -----   | 790          | 7              | 5            | —            | 51             | 63             | 205            | 161            | 298           | 220              |
| 3 persons -----   | 543          | —              | —            | —            | 9              | 39             | 134            | 172            | 189           | 226              |
| 4 persons -----   | 169          | 7              | —            | —            | 15             | 8              | 57             | 35             | 47            | 198              |
| 5 persons -----   | 166          | 17             | —            | —            | —              | 3              | 14             | 32             | 100           | 250+             |
| 6 persons -----   | 61           | —              | —            | —            | —              | 4              | 26             | —              | 31            | 250+             |
| 7 persons -----   | 21           | —              | —            | —            | —              | —              | —              | 10             | 11            | 250+             |
| 8 or more persons -----   | 4            | —              | —            | —            | —              | —              | —              | 4              | —             | 225              |
| Median -----  | 2.33         | 4.59           | 2.00         | 1.00         | 1.76           | 2.25           | 2.23           | 2.53           | 2.42          | ...              |
| <b>HOUSEHOLD TYPE AND AGE OF HOUSEHOLDER</b>                                  |              |                |              |              |                |                |                |                |               |                  |
| <b>Married-couple families</b> -----  | <b>1 229</b> | <b>23</b>      | <b>5</b>     | <b>—</b>     | <b>60</b>      | <b>117</b>     | <b>305</b>     | <b>256</b>     | <b>463</b>    | <b>220</b>       |
| 15 to 24 years -----  | —            | —              | —            | —            | —              | —              | —              | —              | —             | —                |
| 25 to 34 years -----  | 5            | —              | —            | —            | —              | —              | —              | —              | 5             | 250+             |
| 35 to 44 years -----  | 69           | —              | —            | —            | —              | 4              | 23             | 17             | 25            | 222              |
| 45 to 64 years -----  | 658          | 23             | —            | —            | 51             | 26             | 170            | 139            | 249           | 221              |
| 65 years and over -----   | 497          | —              | 5            | —            | 9              | 87             | 112            | 100            | 184           | 218              |
| <b>Male householder, no wife present</b> -----                                | <b>278</b>   | <b>8</b>       | <b>—</b>     | <b>—</b>     | <b>10</b>      | <b>11</b>      | <b>70</b>      | <b>105</b>     | <b>74</b>     | <b>219</b>       |
| 15 to 24 years -----  | 4            | —              | —            | —            | —              | —              | —              | 4              | —             | 225              |
| 25 to 34 years -----  | 7            | —              | —            | —            | —              | —              | —              | 7              | —             | 225              |
| 35 to 44 years -----  | 16           | —              | —            | —            | —              | —              | —              | 9              | 7             | 244              |
| 45 to 64 years -----  | 95           | 8              | —            | —            | —              | —              | 42             | 25             | 20            | 197              |
| 65 years and over -----   | 156          | —              | —            | —            | 10             | 11             | 28             | 60             | 47            | 224              |
| <b>Female householder, no husband present</b> -----                           | <b>691</b>   | <b>—</b>       | <b>—</b>     | <b>28</b>    | <b>53</b>      | <b>11</b>      | <b>198</b>     | <b>133</b>     | <b>268</b>    | <b>221</b>       |
| 15 to 24 years -----  | —            | —              | —            | —            | —              | —              | —              | —              | —             | —                |
| 25 to 34 years -----  | 4            | —              | —            | —            | —              | —              | —              | —              | 4             | 250+             |
| 35 to 44 years -----  | 8            | —              | —            | —            | —              | —              | 8              | —              | —             | 175              |
| 45 to 64 years -----  | 195          | —              | —            | 16           | —              | —              | 62             | 44             | 73            | 222              |
| 65 years and over -----   | 484          | —              | —            | 12           | 53             | 11             | 128            | 89             | 191           | 221              |
| Median age -----  | 65.5         | 54.2           | 72.5         | 59.4         | 66.3           | 69.9           | 64.0           | 65.1           | 65.9          | ...              |
| <b>YEAR HOUSEHOLDER MOVED INTO UNIT</b>                                       |              |                |              |              |                |                |                |                |               |                  |
| 1979 to March 1980 -----  | 41           | —              | —            | —            | —              | —              | 8              | —              | 33            | 250+             |
| 1975 to 1978 -----  | 126          | —              | —            | —            | 32             | 13             | 22             | 21             | 38            | 191              |
| 1970 to 1974 -----  | 191          | —              | —            | —            | 3              | 12             | 82             | 20             | 74            | 199              |
| 1960 to 1969 -----  | 437          | 15             | 5            | —            | 17             | 103            | 146            | 151            | 227           | 227              |
| 1959 or earlier -----   | 1 403        | 16             | —            | 28           | 88             | 97             | 358            | 307            | 509           | 219              |
| <b>ROOMS</b>  |              |                |              |              |                |                |                |                |               |                  |
| 1 to 3 rooms -----  | 8            | —              | —            | —            | —              | 8              | —              | —              | —             | 138              |
| 4 rooms -----   | 156          | —              | —            | —            | 53             | 16             | 59             | 28             | —             | 158              |
| 5 rooms -----   | 287          | —              | —            | 16           | 20             | 31             | 115            | 49             | 56            | 183              |
| 6 rooms -----   | 878          | —              | —            | 12           | 39             | 54             | 244            | 230            | 299           | 220              |
| 7 rooms -----   | 375          | 7              | 5            | —            | —              | 14             | 82             | 113            | 154           | 235              |
| 8 or more rooms -----   | 494          | 24             | —            | —            | 11             | 16             | 73             | 74             | 296           | 250+             |
| Median -----  | 6.2          | 8.1            | 7.0          | 5.4          | 4.9            | 5.8            | 6.0            | 6.2            | 6.8           | ...              |
| <b>YEAR STRUCTURE BUILT</b>   |              |                |              |              |                |                |                |                |               |                  |
| 1975 to March 1980 -----  | —            | —              | —            | —            | —              | —              | —              | —              | —             | —                |
| 1970 to 1974 -----  | —            | —              | —            | —            | —              | —              | —              | —              | —             | —                |
| 1960 to 1969 -----  | 30           | —              | 5            | —            | —              | —              | 18             | 7              | —             | 178              |
| 1950 to 1959 -----  | 77           | —              | —            | —            | —              | 18             | 8              | 11             | 40            | 250+             |
| 1940 to 1949 -----  | 119          | —              | —            | —            | 5              | 3              | 46             | 28             | 37            | 210              |
| 1939 or earlier -----   | 1 972        | 31             | —            | 28           | 118            | 118            | 501            | 448            | 728           | 221              |
| <b>VALUE</b>  |              |                |              |              |                |                |                |                |               |                  |
| Less than \$10,000 -----  | 84           | 8              | —            | —            | —              | 20             | 49             | 7              | —             | 164              |
| \$10,000 to \$19,999 -----  | 307          | —              | —            | 16           | 18             | 45             | 60             | 80             | 88            | 209              |
| \$20,000 to \$29,999 -----  | 641          | —              | 5            | 12           | 71             | 26             | 212            | 164            | 151           | 199              |
| \$30,000 to \$39,999 -----  | 623          | 16             | —            | —            | 25             | 31             | 154            | 166            | 231           | 226              |
| \$40,000 to \$49,999 -----  | 308          | 7              | —            | —            | 4              | 17             | 73             | 27             | 180           | 250+             |
| \$50,000 to \$59,999 -----  | 163          | —              | —            | —            | 5              | —              | 20             | 35             | 103           | 250+             |
| \$60,000 to \$79,999 -----  | 66           | —              | —            | —            | —              | —              | 5              | 9              | 52            | 250+             |
| \$80,000 to \$99,999 -----  | —            | —              | —            | —            | —              | —              | —              | —              | —             | —                |
| \$100,000 to \$149,999 -----  | 6            | —              | —            | —            | —              | —              | —              | 6              | —             | 225              |
| \$150,000 or more -----   | —            | —              | —            | —            | —              | —              | —              | —              | —             | —                |
| Median -----  | \$30 900     | \$32 300       | \$21 300     | \$14 400     | \$25 700       | \$20 600       | \$28 200       | \$29 700       | \$36 100      | ...              |
| <b>SELECTED MONTHLY OWNER COSTS AS PERCENTAGE OF HOUSEHOLD INCOME IN 1979</b> |              |                |              |              |                |                |                |                |               |                  |
| Less than 10 percent -----  | 557          | 7              | —            | —            | 33             | 48             | 205            | 149            | 115           | 196              |
| 10 to 14 percent -----  | 422          | —              | —            | —            | 15             | 20             | 94             | 143            | 150           | 229              |
| 15 to 19 percent -----  | 338          | —              | 5            | 12           | 16             | 21             | 53             | 57             | 174           | 250+             |
| 20 to 24 percent -----  | 201          | —              | —            | 16           | 25             | 5              | 36             | 15             | 104           | 250+             |
| 25 to 29 percent -----  | 125          | —              | —            | —            | —              | 9              | 26             | 49             | 41            | 228              |
| 30 to 34 percent -----  | 84           | —              | —            | —            | —              | 15             | 5              | 10             | 54            | 250+             |
| 35 percent or more -----  | 436          | —              | —            | —            | 34             | 16             | 154            | 71             | 161           | 210              |
| Not computed -----  | 35           | 24             | —            | —            | —              | 5              | —              | —              | 6             | 50-              |
| Median -----  | 16.5         | 10-            | 17.5         | 20.6         | 19.2           | 14.7           | 14.3           | 13.4           | 18.9          | ...              |
| <b>SELECTED CHARACTERISTICS</b>   |              |                |              |              |                |                |                |                |               |                  |
| <b>Heating equipment</b> -----  | <b>2 198</b> | <b>31</b>      | <b>5</b>     | <b>28</b>    | <b>123</b>     | <b>139</b>     | <b>573</b>     | <b>494</b>     | <b>805</b>    | <b>220</b>       |
| Steam or hot water system -----   | 1 847        | 31             | —            | 12           | 80             | 111            | 453            | 442            | 718           | 227              |
| Central warm-air furnace or electric heat pump -----                          | 137          | —              | 5            | —            | 18             | 21             | 51             | 29             | 13            | 174              |
| Other built-in electric units -----   | 11           | —              | —            | —            | —              | 4              | —              | —              | 7             | 250+             |
| Floor, wall, or pipeless furnace -----  | 46           | —              | —            | —            | 5              | —              | 13             | 6              | 22            | 242              |
| Other means -----   | 157          | —              | —            | 16           | 20             | 3              | 56             | 17             | 45            | 185              |
| <b>Air conditioning</b> -----   | <b>1 412</b> | <b>15</b>      | <b>—</b>     | <b>—</b>     | <b>81</b>      | <b>104</b>     | <b>331</b>     | <b>353</b>     | <b>528</b>    | <b>225</b>       |
| Central system -----  | 77           | —              | —            | —            | —              | 17             | 20             | 9              | 31            | 208              |
| 1 or more individual room units -----   | 1 335        | 15             | —            | —            | 81             | 87             | 311            | 344            | 497           | 225              |
| <b>House heating fuel</b> -----   | <b>2 198</b> | <b>31</b>      | <b>5</b>     | <b>28</b>    | <b>123</b>     | <b>139</b>     | <b>573</b>     | <b>494</b>     | <b>805</b>    | <b>220</b>       |
| Utility gas -----   | 949          | 14             | —            | 16           | 76             | 59             | 307            | 192            | 285           | 201              |
| Bottled, tank, or LP gas -----  | 11           | —              | 5            | —            | —              | —              | 6              | —              | —             | 154              |
| Electricity -----   | 21           | —              | —            | —            | —              | —              | 4              | 10             | 7             | 182              |
| Fuel oil, kerosene, etc. -----  | 1 192        | 17             | —            | 12           | 47             | 60             | 241            | 302            | 513           | 236              |
| Other -----   | 25           | —              | —            | —            | —              | 16             | 9              | —              | —             | 145              |



Table E—20. Year Structure Built for Owner- and Renter-Occupied Housing Units With a White Householder: 1980

[Data are estimates based on a sample, see Introduction. For meaning of symbols, see Introduction. For definitions of terms, see appendixes A and B.]

| Newark city  | Owner-occupied housing units |                    |              |              |              |                 | Renter-occupied housing units |                    |              |              |              |                 |
|--|------------------------------|--------------------|--------------|--------------|--------------|-----------------|-------------------------------|--------------------|--------------|--------------|--------------|-----------------|
|  | Total                        | 1975 to March 1980 | 1970 to 1974 | 1960 to 1969 | 1940 to 1959 | 1939 or earlier | Total                         | 1975 to March 1980 | 1970 to 1974 | 1960 to 1969 | 1940 to 1959 | 1939 or earlier |
| Occupied housing units                             | 11 310                       | 59                 | 36           | 286          | 1 693        | 9 236           | 28 193                        | 868                | 540          | 3 229        | 8 302        | 15 254          |
| <b>HOUSEHOLD TYPE AND AGE OF HOUSEHOLDER</b>       |                              |                    |              |              |              |                 |                               |                    |              |              |              |                 |
| <b>Morried-couple families</b>                     | 7 478                        | 59                 | 36           | 216          | 1 207        | 5 960           | 12 591                        | 367                | 156          | 936          | 3 378        | 7 754           |
| 15 to 24 years                                     | 53                           | —                  | —            | —            | 26           | 27              | 804                           | 31                 | 15           | 77           | 204          | 477             |
| 25 to 34 years                                     | 586                          | 6                  | —            | 40           | 146          | 394             | 3 086                         | 112                | 41           | 251          | 1 005        | 1 677           |
| 35 to 44 years                                     | 1 429                        | 34                 | 27           | 35           | 381          | 952             | 2 266                         | 72                 | 40           | 107          | 643          | 1 404           |
| 45 to 64 years                                     | 3 592                        | 12                 | 9            | 83           | 493          | 2 995           | 4 330                         | 77                 | 42           | 220          | 962          | 3 029           |
| 65 years and over                                  | 1 818                        | 7                  | —            | 58           | 161          | 1 592           | 2 105                         | 75                 | 18           | 281          | 564          | 1 167           |
| <b>Male householder, no wife present</b>           | 1 146                        | —                  | —            | 28           | 184          | 934             | 4 742                         | 192                | 130          | 722          | 1 493        | 2 205           |
| 15 to 24 years                                     | 4                            | —                  | —            | —            | 4            | —               | 339                           | 22                 | 7            | 43           | 100          | 167             |
| 25 to 34 years                                     | 75                           | —                  | —            | 5            | 22           | 48              | 861                           | 7                  | 13           | 67           | 399          | 375             |
| 35 to 44 years                                     | 101                          | —                  | —            | 5            | 19           | 77              | 683                           | —                  | 16           | 57           | 300          | 280             |
| 45 to 64 years                                     | 457                          | —                  | —            | 12           | 50           | 395             | 1 506                         | 69                 | 33           | 225          | 358          | 821             |
| 65 years and over                                  | 509                          | —                  | —            | 6            | 89           | 414             | 1 353                         | 94                 | 61           | 300          | 336          | 562             |
| <b>Female householder, no husband present</b>      | 2 686                        | —                  | —            | 42           | 302          | 2 342           | 10 860                        | 309                | 254          | 1 571        | 3 431        | 5 295           |
| 15 to 24 years                                     | 12                           | —                  | —            | —            | —            | 12              | 777                           | —                  | 14           | 95           | 338          | 330             |
| 25 to 34 years                                     | 67                           | —                  | —            | —            | 30           | 37              | 1 874                         | 34                 | 19           | 212          | 582          | 1 027           |
| 35 to 44 years                                     | 130                          | —                  | —            | —            | 44           | 86              | 1 216                         | 18                 | 26           | 105          | 489          | 578             |
| 45 to 64 years                                     | 898                          | —                  | —            | 19           | 111          | 768             | 3 063                         | 33                 | 43           | 294          | 1 051        | 1 642           |
| 65 years and over                                  | 1 579                        | —                  | —            | 23           | 117          | 1 439           | 3 930                         | 224                | 152          | 865          | 971          | 1 718           |
| Median age   | 58.9                         | 41.5               | 42.0         | 56.2         | 50.7         | 60.3            | 50.8                          | 62.0               | 59.8         | 61.0         | 45.7         | 51.1            |
| <b>YEAR HOUSEHOLDER MOVED INTO UNIT</b>            |                              |                    |              |              |              |                 |                               |                    |              |              |              |                 |
| 1979 to March 1980                                 | 551                          | 11                 | 12           | 34           | 152          | 342             | 6 196                         | 272                | 179          | 601          | 1 969        | 3 175           |
| 1975 to 1978                                       | 1 784                        | 48                 | —            | 87           | 549          | 1 100           | 9 001                         | 596                | 162          | 1 006        | 2 668        | 4 569           |
| 1970 to 1974                                       | 1 719                        | —                  | 24           | 40           | 351          | 1 304           | 4 897                         | —                  | 199          | 784          | 1 497        | 2 417           |
| 1960 to 1969                                       | 2 340                        | —                  | —            | 125          | 282          | 1 933           | 4 775                         | —                  | —            | 838          | 1 379        | 2 558           |
| 1959 or earlier                                    | 4 916                        | —                  | —            | —            | 359          | 4 557           | 3 324                         | —                  | —            | —            | 789          | 2 535           |
| <b>ROOMS</b>                                       |                              |                    |              |              |              |                 |                               |                    |              |              |              |                 |
| 1 room   | 46                           | —                  | —            | —            | 6            | 40              | 1 413                         | 63                 | 109          | 604          | 412          | 225             |
| 2 rooms  | 44                           | —                  | —            | —            | —            | 44              | 2 509                         | 180                | 104          | 867          | 635          | 723             |
| 3 rooms  | 468                          | 6                  | —            | 10           | 69           | 377             | 7 831                         | 295                | 151          | 899          | 2 568        | 3 918           |
| 4 rooms  | 1 904                        | —                  | 6            | 18           | 262          | 1 624           | 8 668                         | 216                | 137          | 559          | 2 693        | 5 063           |
| 5 rooms  | 3 341                        | 26                 | 6            | 128          | 517          | 2 664           | 5 487                         | 96                 | 33           | 188          | 1 435        | 3 735           |
| 6 rooms  | 3 030                        | 19                 | 15           | 83           | 537          | 2 376           | 1 794                         | 18                 | 6            | 105          | 448          | 1 217           |
| 7 or more rooms                                    | 2 477                        | 8                  | 9            | 47           | 302          | 2 111           | 491                           | —                  | —            | 7            | 111          | 373             |
| Median   | 5.5                          | 5.4                | 5.9          | 5.4          | 5.5          | 5.5             | 3.8                           | 3.1                | 2.9          | 2.7          | 3.7          | 4.0             |
| <b>PLUMBING FACILITIES BY PERSONS PER ROOM</b>     |                              |                    |              |              |              |                 |                               |                    |              |              |              |                 |
| <b>Complete plumbing for exclusive use</b>         | 10 955                       | 59                 | 36           | 286          | 1 657        | 8 917           | 26 928                        | 801                | 523          | 3 075        | 7 943        | 14 586          |
| 0.50 or less                                       | 6 343                        | 8                  | 18           | 182          | 800          | 5 335           | 12 592                        | 392                | 242          | 1 530        | 3 564        | 6 864           |
| 0.51 to 1.00                                       | 3 927                        | 34                 | 12           | 94           | 733          | 3 054           | 11 903                        | 329                | 243          | 1 323        | 3 648        | 6 360           |
| 1.01 to 1.50                                       | 549                          | 11                 | 6            | 10           | 103          | 419             | 1 786                         | 62                 | 17           | 150          | 489          | 1 068           |
| 1.51 or more                                       | 136                          | 6                  | —            | —            | 21           | 109             | 647                           | 18                 | 21           | 72           | 242          | 294             |
| <b>Lacking complete plumbing for exclusive use</b> | 355                          | —                  | —            | —            | 36           | 319             | 1 265                         | 67                 | 17           | 154          | 359          | 668             |
| 0.50 or less                                       | 156                          | —                  | —            | —            | —            | 156             | 344                           | 46                 | —            | 20           | 50           | 228             |
| 0.51 to 1.00                                       | 172                          | —                  | —            | —            | —            | 144             | 755                           | 21                 | 12           | 81           | 268          | 373             |
| 1.01 to 1.50                                       | 27                           | —                  | —            | —            | 8            | 19              | 113                           | —                  | —            | 32           | 41           | 40              |
| 1.51 or more                                       | —                            | —                  | —            | —            | —            | —               | 53                            | —                  | 5            | 21           | —            | 27              |
| <b>PERSONS IN UNIT</b>                             |                              |                    |              |              |              |                 |                               |                    |              |              |              |                 |
| 1 person   | 1 957                        | —                  | —            | 49           | 255          | 1 653           | 9 200                         | 409                | 313          | 1 807        | 2 660        | 4 011           |
| 2 persons  | 3 219                        | —                  | 9            | 105          | 313          | 2 792           | 7 614                         | 196                | 82           | 723          | 2 286        | 4 327           |
| 3 persons  | 2 322                        | 13                 | —            | 56           | 378          | 1 875           | 4 846                         | 88                 | 69           | 348          | 1 403        | 2 938           |
| 4 persons  | 1 882                        | 22                 | 27           | 38           | 405          | 1 390           | 3 667                         | 84                 | 43           | 226          | 1 054        | 2 260           |
| 5 persons  | 1 008                        | 13                 | —            | 32           | 178          | 785             | 1 627                         | 59                 | 20           | 91           | 482          | 975             |
| 6 or more persons                                  | 922                          | 11                 | —            | 6            | 164          | 741             | 1 239                         | 32                 | 13           | 34           | 417          | 743             |
| Median   | 2.71                         | 4.25               | 3.83         | 2.40         | 3.24         | 2.59            | 2.14                          | 1.63               | 1.36         | 1.39         | 2.15         | 2.34            |
| Total persons                                      | 38 028                       | 301                | 134          | 920          | 6 276        | 30 397          | 67 346                        | 1 800              | 1 070        | 6 109        | 20 184       | 38 183          |
| <b>UNITS IN STRUCTURE</b>                          |                              |                    |              |              |              |                 |                               |                    |              |              |              |                 |
| 1, detached or attached                            | 4 267                        | 17                 | 15           | 108          | 646          | 3 481           | 786                           | 16                 | 10           | 47           | 211          | 502             |
| 2  | 3 681                        | 22                 | 6            | 142          | 553          | 2 958           | 5 168                         | 33                 | 43           | 185          | 1 256        | 3 651           |
| 3 and 4  | 2 570                        | —                  | 6            | 28           | 412          | 2 124           | 7 863                         | 152                | 77           | 269          | 1 890        | 5 475           |
| 5 to 9   | 544                          | 14                 | 9            | —            | 49           | 472             | 4 424                         | 180                | 52           | 160          | 1 104        | 2 928           |
| 10 to 49   | 206                          | 6                  | —            | 8            | 33           | 159             | 5 053                         | 46                 | 132          | 667          | 2 015        | 2 193           |
| 50 or more   | 22                           | —                  | —            | —            | —            | 22              | 4 845                         | 441                | 226          | 1 879        | 1 811        | 488             |
| Mobile home or trailer, etc.                       | 20                           | —                  | —            | —            | —            | 20              | 54                            | —                  | —            | 22           | 15           | 17              |
| <b>SELECTED CHARACTERISTICS</b>                    |                              |                    |              |              |              |                 |                               |                    |              |              |              |                 |
| <b>Heating equipment</b>                           | 11 295                       | 59                 | 36           | 286          | 1 693        | 9 221           | 27 936                        | 868                | 540          | 3 229        | 8 248        | 15 051          |
| Steam or hot water system                          | 9 188                        | 37                 | 27           | 181          | 1 212        | 7 731           | 20 234                        | 331                | 406          | 2 303        | 6 265        | 10 929          |
| Central warm-air furnace or electric heat pump     | 628                          | 3                  | —            | 87           | 213          | 325             | 2 261                         | 170                | 52           | 539          | 832          | 668             |
| Other built-in electric units                      | 81                           | 11                 | 9            | —            | 12           | 49              | 791                           | 209                | 32           | 106          | 181          | 263             |
| Floor, wall, or pipeless furnace                   | 101                          | —                  | —            | —            | —            | 101             | 240                           | 24                 | 12           | 44           | 64           | 96              |
| Other means  | 1 297                        | 8                  | —            | 18           | 256          | 1 015           | 4 410                         | 134                | 38           | 237          | 906          | 3 095           |
| <b>Air conditioning</b>                            | 7 875                        | 51                 | 27           | 247          | 1 299        | 6 251           | 14 043                        | 480                | 250          | 2 014        | 3 437        | 7 862           |
| Central system                                     | 429                          | 22                 | —            | 41           | 93           | 273             | 1 731                         | 99                 | 55           | 871          | 312          | 394             |
| 1 or more individual room units                    | 7 446                        | 29                 | 27           | 206          | 1 206        | 5 978           | 12 312                        | 381                | 195          | 1 143        | 3 125        | 7 468           |
| <b>House heating fuel</b>                          | 11 295                       | 59                 | 36           | 286          | 1 693        | 9 221           | 27 936                        | 868                | 540          | 3 229        | 8 248        | 15 051          |
| Utility gas  | 4 784                        | 40                 | 27           | 223          | 851          | 3 643           | 8 995                         | 189                | 148          | 650          | 2 299        | 5 709           |
| Bottled, tank, or LP gas                           | 88                           | —                  | —            | 12           | 4            | 72              | 455                           | 23                 | —            | 47           | 165          | 220             |
| Electricity  | 123                          | 11                 | 9            | 11           | 19           | 73              | 1 191                         | 316                | 71           | 186          | 246          | 372             |
| Fuel oil, kerosene, etc.                           | 6 219                        | 8                  | —            | 40           | 819          | 5 352           | 17 125                        | 340                | 321          | 2 331        | 5 500        | 8 633           |
| Other  | 81                           | —                  | —            | —            | —            | 81              | 170                           | —                  | —            | 15           | 38           | 117             |
| <b>Income in 1979 below poverty level</b>          | 1 122                        | 21                 | —            | 11           | 182          | 908             | 7 262                         | 212                | 139          | 936          | 2 461        | 3 514           |
| Percent below poverty level                        | 9.9                          | 35.6               | —            | 3.8          | 10.8         | 9.8             | 25.8                          | 24.4               | 25.7         | 29.0         | 29.6         | 23.0            |
| <b>HOUSEHOLD INCOME IN 1979</b>                    |                              |                    |              |              |              |                 |                               |                    |              |              |              |                 |
| Less than \$5,000                                  | 1 418                        | 14                 | —            | 11           | 171          | 1 222           | 7 987                         | 280                | 251          | 1 212        | 2 618        | 3 626           |
| \$5,000 to \$9,999                                 | 1 644                        | 7                  | —            | 31           | 215          | 1 391           | 5 881                         | 249                | 110          | 755          | 1 673        | 3 094           |
| \$10,000 to \$12,499                               | 780                          | —                  | 6            | 16           | 133          | 625             | 2 618                         | 98                 | 59           | 268          | 708          | 1 485           |
| \$12,500 to \$14,999                               | 656                          | —                  | 9            | 29           | 93           | 525             | 2 026                         | 48                 | 16           | 212          | 612          | 1 138           |
| \$15,000 to \$19,999                               | 1 571                        | —                  | —            | 52           | 264          | 1 255           | 3 792                         | 93                 | 30           | 239          | 1 148        | 2 282           |
| \$20,000 to \$24,999                               | 1 507                        | 15                 | 15           | 48           | 254          | 1 175           | 2 438                         | 56                 | 14           | 233          | 661          | 1 474           |
| \$25,000 to \$34,999                               | 2 309                        | 12                 | 6            | 32           | 338          | 1 891           | 2 406                         | 44                 | 55           | 241          | 602          | 1 464           |
| \$35,000 to \$49,999                               | 957                          | 11                 | —            | 60           | 120          | 796             | 789                           | —                  | —            | 49           | 241          | 499             |
| \$50,000 or more                                   | 468                          | —                  | —            | 7            | 105          | 356             | 256                           | —                  | 5            | 20           | 39           | 192             |
| Median   | \$18 395                     | \$23 917           | \$21 250     | \$20 238     | \$19 433     | \$17 967        | \$10 218                      | \$8 159            | \$7 065      | \$7 216      | \$9 613      | \$11 527        |
| Mean   | \$20 418                     | \$20 060           | \$20 165     | \$21 306     | \$21 419     | \$20 210        | \$12 755                      | \$9 808            | \$9 710      | \$10 809     | \$12 077     | \$13 812        |

Table E—21. Units in Structure for Owner- and Renter-Occupied Housing Units With a White Householder: 1980

[Data are estimates based on a sample, see Introduction. For meaning of symbols, see Introduction. For definitions of terms, see appendixes A and B]

| Newark city  | Owner-occupied housing units |                              |                 |                              | Renter-occupied housing units |                              |          |               |              |                |                  |                              |
|--|------------------------------|------------------------------|-----------------|------------------------------|-------------------------------|------------------------------|----------|---------------|--------------|----------------|------------------|------------------------------|
|  | Total                        | 1 unit, detached or attached | 2 or more units | Mobile home or trailer, etc. | Total                         | 1 unit, detached or attached | 2 units  | 3 and 4 units | 5 to 9 units | 10 to 49 units | 50 or more units | Mobile home or trailer, etc. |
| <b>Occupied housing units</b> .....                      | 11 310                       | 4 267                        | 7 023           | 20                           | 28 193                        | 786                          | 5 168    | 7 863         | 4 424        | 5 053          | 4 845            | 54                           |
| Condominium housing units .....                          | 16                           | —                            | 16              | —                            | 189                           | —                            | 12       | —             | 7            | 41             | 129              | —                            |
| <b>HOUSEHOLD TYPE AND AGE OF HOUSEHOLDER</b>             |                              |                              |                 |                              |                               |                              |          |               |              |                |                  |                              |
| <b>Married-couple families</b> .....                     | 7 478                        | 2 818                        | 4 640           | 20                           | 12 591                        | 458                          | 2 800    | 4 271         | 2 357        | 1 408          | 1 281            | 16                           |
| 15 to 24 years .....                                     | 53                           | 13                           | 40              | —                            | 804                           | 8                            | 197      | 359           | 138          | 74             | 28               | —                            |
| 25 to 34 years .....                                     | 586                          | 213                          | 366             | 7                            | 3 086                         | 71                           | 708      | 1 048         | 540          | 479            | 235              | 5                            |
| 35 to 44 years .....                                     | 1 429                        | 435                          | 989             | 5                            | 2 266                         | 125                          | 448      | 730           | 568          | 222            | 173              | —                            |
| 45 to 64 years .....                                     | 3 592                        | 1 416                        | 2 168           | 8                            | 4 330                         | 186                          | 1 042    | 1 529         | 868          | 377            | 328              | —                            |
| 65 years and over .....                                  | 1 818                        | 741                          | 1 077           | —                            | 2 105                         | 68                           | 405      | 605           | 243          | 256            | 517              | 11                           |
| <b>Male householder, no wife present</b> .....           | 1 146                        | 451                          | 695             | —                            | 4 742                         | 111                          | 631      | 938           | 627          | 1 229          | 1 195            | 11                           |
| 15 to 24 years .....                                     | 4                            | 4                            | —               | —                            | 339                           | —                            | 81       | 87            | 9            | 129            | 22               | —                            |
| 25 to 34 years .....                                     | 75                           | 20                           | 55              | —                            | 861                           | 7                            | 138      | 200           | 97           | 291            | 128              | —                            |
| 35 to 44 years .....                                     | 101                          | 66                           | 35              | —                            | 683                           | —                            | 98       | 174           | 112          | 180            | 119              | —                            |
| 45 to 64 years .....                                     | 457                          | 154                          | 303             | —                            | 1 506                         | 54                           | 249      | 301           | 197          | 341            | 364              | —                            |
| 65 years and over .....                                  | 509                          | 207                          | 302             | —                            | 1 353                         | 50                           | 137      | 182           | 134          | 288            | 562              | —                            |
| <b>Female householder, no husband present</b> .....      | 2 686                        | 998                          | 1 688           | —                            | 10 860                        | 217                          | 1 737    | 2 654         | 1 440        | 2 416          | 2 369            | 27                           |
| 15 to 24 years .....                                     | 12                           | 12                           | —               | —                            | 777                           | 8                            | 53       | 216           | 113          | 275            | 112              | —                            |
| 25 to 34 years .....                                     | 67                           | 10                           | 57              | —                            | 1 874                         | 31                           | 281      | 609           | 385          | 380            | 179              | 9                            |
| 35 to 44 years .....                                     | 130                          | 58                           | 72              | —                            | 1 216                         | 63                           | 169      | 375           | 217          | 272            | 120              | —                            |
| 45 to 64 years .....                                     | 898                          | 336                          | 562             | —                            | 3 063                         | 75                           | 352      | 808           | 348          | 682            | 494              | 4                            |
| 65 years and over .....                                  | 1 579                        | 594                          | 985             | —                            | 3 930                         | 40                           | 582      | 646           | 377          | 807            | 1 464            | 14                           |
| Median age .....   | 58.9                         | 59.4                         | 58.6            | 43.0                         | 50.8                          | 50.1                         | 51.3     | 46.3          | 44.5         | 49.0           | 65.9             | 47.5                         |
| <b>YEAR HOUSEHOLDER MOVED INTO UNIT</b>                  |                              |                              |                 |                              |                               |                              |          |               |              |                |                  |                              |
| 1979 to March 1980 .....                                 | 551                          | 199                          | 352             | —                            | 6 196                         | 128                          | 954      | 1 994         | 1 089        | 1 153          | 858              | 20                           |
| 1975 to 1978 .....                                       | 1 784                        | 614                          | 1 165           | 5                            | 9 001                         | 268                          | 1 483    | 2 443         | 1 625        | 1 686          | 1 496            | —                            |
| 1970 to 1974 .....                                       | 1 719                        | 692                          | 1 027           | —                            | 4 897                         | 124                          | 903      | 1 314         | 592          | 940            | 1 019            | 5                            |
| 1960 to 1969 .....                                       | 2 340                        | 1 064                        | 1 261           | 15                           | 4 775                         | 132                          | 808      | 1 063         | 674          | 868            | 1 201            | 29                           |
| 1959 or earlier .....                                    | 4 916                        | 1 698                        | 3 218           | —                            | 3 324                         | 134                          | 1 020    | 1 049         | 444          | 406            | 271              | —                            |
| <b>ROOMS</b>   |                              |                              |                 |                              |                               |                              |          |               |              |                |                  |                              |
| 1 room .....   | 46                           | 12                           | 34              | —                            | 1 413                         | 7                            | 5        | 43            | 95           | 436            | 816              | 11                           |
| 2 rooms .....  | 44                           | —                            | 44              | —                            | 2 509                         | 14                           | 85       | 291           | 211          | 687            | 1 221            | —                            |
| 3 rooms .....  | 468                          | 40                           | 428             | —                            | 7 831                         | 93                           | 792      | 1 811         | 1 308        | 2 186          | 1 625            | 16                           |
| 4 rooms .....  | 1 904                        | 236                          | 1 661           | 7                            | 8 668                         | 145                          | 1 908    | 2 851         | 1 530        | 1 228          | 996              | 10                           |
| 5 rooms .....  | 3 341                        | 618                          | 2 723           | —                            | 5 487                         | 166                          | 1 770    | 2 052         | 969          | 384            | 129              | 17                           |
| 6 rooms .....  | 3 030                        | 1 539                        | 1 478           | 13                           | 1 794                         | 179                          | 508      | 707           | 265          | 103            | 32               | —                            |
| 7 or more rooms .....                                    | 2 477                        | 1 822                        | 655             | —                            | 491                           | 182                          | 100      | 108           | 46           | 29             | 26               | —                            |
| Median .....   | 5.5                          | 6.3                          | 5.0             | 5.7                          | 3.8                           | 5.3                          | 4.4      | 4.1           | 3.9          | 3.1            | 2.7              | 3.5                          |
| <b>PLUMBING FACILITIES BY PERSONS PER ROOM</b>           |                              |                              |                 |                              |                               |                              |          |               |              |                |                  |                              |
| <b>Complete plumbing for exclusive use</b> .....         | 10 955                       | 4 267                        | 6 668           | 20                           | 26 928                        | 786                          | 4 991    | 7 583         | 4 078        | 4 770          | 4 666            | 54                           |
| 0.50 or less .....                                       | 6 343                        | 2 872                        | 3 463           | 8                            | 12 592                        | 363                          | 2 625    | 3 394         | 1 418        | 2 267          | 2 515            | 10                           |
| 0.51 to 1.00 .....                                       | 3 927                        | 1 268                        | 2 652           | 7                            | 11 903                        | 333                          | 2 008    | 3 466         | 2 139        | 1 998          | 1 924            | 35                           |
| 1.01 to 1.50 .....                                       | 549                          | 101                          | 443             | 5                            | 1 786                         | 85                           | 319      | 543           | 341          | 359            | 130              | 9                            |
| 1.51 or more .....                                       | 136                          | 26                           | 110             | —                            | 647                           | 5                            | 39       | 180           | 180          | 146            | 97               | —                            |
| <b>Lacking complete plumbing for exclusive use</b> ..... | 355                          | —                            | 355             | —                            | 1 265                         | —                            | 177      | 280           | 346          | 283            | 179              | —                            |
| 0.50 or less .....                                       | 156                          | —                            | 156             | —                            | 344                           | —                            | 78       | 102           | 97           | 26             | 41               | —                            |
| 0.51 to 1.00 .....                                       | 172                          | —                            | 172             | —                            | 755                           | —                            | 74       | 129           | 215          | 211            | 126              | —                            |
| 1.01 to 1.50 .....                                       | 27                           | —                            | 27              | —                            | 113                           | —                            | 25       | 31            | 27           | 23             | 7                | —                            |
| 1.51 or more .....                                       | —                            | —                            | —               | —                            | 53                            | —                            | —        | 18            | 7            | 23             | 5                | —                            |
| <b>BEDROOMS</b>  |                              |                              |                 |                              |                               |                              |          |               |              |                |                  |                              |
| None .....   | 62                           | 22                           | 40              | —                            | 1 636                         | 7                            | 15       | 50            | 95           | 436            | 1 011            | 22                           |
| 1 .....  | 1 001                        | 91                           | 910             | —                            | 11 276                        | 100                          | 1 239    | 2 859         | 1 568        | 2 809          | 2 701            | —                            |
| 2 .....  | 4 253                        | 736                          | 3 510           | 7                            | 10 772                        | 229                          | 2 929    | 3 314         | 1 821        | 1 408          | 1 047            | 24                           |
| 3 .....  | 4 383                        | 2 318                        | 2 052           | 13                           | 3 847                         | 285                          | 939      | 1 426         | 795          | 336            | 58               | 8                            |
| 4 .....  | 1 180                        | 785                          | 395             | —                            | 534                           | 116                          | 39       | 192           | 120          | 51             | 16               | —                            |
| 5 or more .....  | 431                          | 315                          | 116             | —                            | 128                           | 49                           | 7        | 22            | 25           | 13             | 12               | —                            |
| <b>HOUSEHOLD INCOME IN 1979</b>                          |                              |                              |                 |                              |                               |                              |          |               |              |                |                  |                              |
| Less than \$5,000 .....                                  | 1 418                        | 472                          | 946             | —                            | 7 987                         | 223                          | 1 053    | 1 780         | 1 200        | 1 762          | 1 954            | 15                           |
| \$5,000 to \$9,999 .....                                 | 1 644                        | 541                          | 1 103           | —                            | 5 881                         | 147                          | 993      | 1 582         | 964          | 1 154          | 1 015            | 26                           |
| \$10,000 to \$12,499 .....                               | 780                          | 339                          | 441             | —                            | 2 618                         | 56                           | 507      | 760           | 392          | 444            | 459              | —                            |
| \$12,500 to \$14,999 .....                               | 656                          | 202                          | 454             | —                            | 2 026                         | 39                           | 300      | 670           | 333          | 357            | 327              | —                            |
| \$15,000 to \$19,999 .....                               | 1 571                        | 574                          | 990             | 7                            | 3 792                         | 98                           | 822      | 1 193         | 697          | 609            | 373              | —                            |
| \$20,000 to \$24,999 .....                               | 1 507                        | 541                          | 966             | —                            | 2 438                         | 91                           | 532      | 720           | 434          | 319            | 342              | —                            |
| \$25,000 to \$34,999 .....                               | 2 309                        | 868                          | 1 428           | 13                           | 2 406                         | 48                           | 689      | 787           | 278          | 312            | 287              | 5                            |
| \$35,000 to \$49,999 .....                               | 957                          | 458                          | 499             | —                            | 789                           | 40                           | 203      | 277           | 112          | 85             | 64               | 8                            |
| \$50,000 or more .....                                   | 468                          | 272                          | 196             | —                            | 256                           | 44                           | 69       | 94            | 14           | 11             | 24               | —                            |
| Median .....   | \$18 395                     | \$20 039                     | \$17 509        | \$26 500                     | \$10 218                      | \$11 027                     | \$12 758 | \$11 873      | \$10 306     | \$8 060        | \$7 133          | \$6 154                      |
| Mean .....   | \$20 418                     | \$22 433                     | \$19 183        | \$23 976                     | \$12 755                      | \$16 226                     | \$15 243 | \$14 007      | \$12 285     | \$10 656       | \$10 118         | \$13 537                     |
| <b>SELECTED CHARACTERISTICS</b>                          |                              |                              |                 |                              |                               |                              |          |               |              |                |                  |                              |
| <b>Heating equipment</b> .....                           | 11 295                       | 4 256                        | 7 019           | 20                           | 27 936                        | 777                          | 5 155    | 7 795         | 4 318        | 4 992          | 4 845            | 54                           |
| Steam or hot water system .....                          | 9 188                        | 3 575                        | 5 605           | 8                            | 20 234                        | 610                          | 3 888    | 5 558         | 2 727        | 3 906          | 3 513            | 32                           |
| Central warm-air furnace or electric heat pump .....     | 628                          | 323                          | 305             | —                            | 2 261                         | 33                           | 391      | 428           | 267          | 355            | 765              | 22                           |
| Other built-in electric units .....                      | 81                           | 21                           | 60              | —                            | 791                           | 8                            | 56       | 169           | 85           | 140            | 333              | —                            |
| Floor, wall, or pipeless furnace .....                   | 101                          | 57                           | 44              | —                            | 240                           | 11                           | 13       | 48            | 53           | 53             | 62               | —                            |
| Other means .....  | 1 297                        | 280                          | 1 005           | 12                           | 4 410                         | 115                          | 807      | 1 592         | 1 186        | 538            | 172              | —                            |
| <b>Air conditioning</b> .....                            | 7 875                        | 2 898                        | 4 962           | 15                           | 14 043                        | 392                          | 3 242    | 4 008         | 2 182        | 1 897          | 2 298            | 24                           |
| Central system .....                                     | 429                          | 193                          | 236             | —                            | 1 731                         | 28                           | 183      | 165           | 179          | 113            | 1 047            | 16                           |
| <b>Vehicles available</b> .....                          | 8 929                        | 3 529                        | 5 380           | 20                           | 15 475                        | 541                          | 3 527    | 4 734         | 2 491        | 2 229          | 1 940            | 13                           |
| 1 .....  | 5 018                        | 1 866                        | 3 147           | 5                            | 11 896                        | 367                          | 2 489    | 3 459         | 2 024        | 1 900          | 1 657            | —                            |
| 2 or more .....  | 3 911                        | 1 663                        | 2 233           | 15                           | 3 579                         | 174                          | 1 038    | 1 275         | 467          | 329            | 283              | 13                           |
| <b>House heating fuel</b> .....                          | 11 295                       | 4 256                        | 7 019           | 20                           | 27 936                        | 777                          | 5 155    | 7 795         | 4 318        | 4 992          | 4 845            | 54                           |
| Utility gas .....  | 4 784                        | 1 866                        | 2 905           | 13                           | 8 995                         | 244                          | 2 057    | 3 051         | 2 050        | 1 093          | 500              | —                            |
| Bottled, tank, or LP gas .....                           | 88                           | 16                           | 72              | —                            | 455                           | 17                           | 68       | 118           | 105          | 64             | 72               | 11                           |
| Electricity .....  | 123                          | 42                           | 81              | —                            | 1 191                         | 8                            | 92       | 245           | 182          | 206            | 458              | —                            |
| Fuel oil, kerosene, etc. ....                            | 6 219                        | 2 300                        | 3 912           | 7                            | 17 125                        | 500                          | 2 893    | 4 362         | 1 938        | 3 613          | 3 784            | 35                           |
| Other .....  | 81                           | 32                           | 49              | —                            | 170                           | 8                            | 45       | 19            | 43           | 16             | 31               | 8                            |
| <b>Water heating fuel</b> .....                          | 11 296                       | 4 267                        | 7 009           | 20                           | 28 052                        | 786                          | 5 162    | 7 821         | 4 394        | 5 002          | 4 833            | 54                           |
| Utility gas .....  | 6 348                        | 2 627                        | 3 708           | 13                           | 11 759                        | 376                          | 2 771    | 3 891         | 2 429        | 1 514          | 766              | 12                           |
| Bottled, tank, or LP gas .....                           | 287                          | 145                          | 142             | —                            | 723                           | 34                           | 142      | 219           | 134          | 97             | 97               | —                            |
| Electricity .....  | 88                           | 30                           | 58              | —                            | 861                           | 15                           | 60       | 108           | 140          | 136            | 391              | 11                           |
| Fuel oil, kerosene, etc. ....                            | 4 556                        | 1 465                        | 3 084           | 7                            | 14 537                        | 361                          | 2 174    | 3 557         | 1 654        | 3 230          | 3 530            | 31                           |
| Other .....  | 17                           | —                            | —               | —                            | —                             | —                            | 15       | 46            | 37           | 25             | 49               | —                            |
| <b>Family householder</b> .....                          | 9 238                        | 3 582                        | 5 636           | 20                           | 18 414                        | 650                          | 3 818    | 6 062         | 3 383        | 2 695          | 1 763            | 43                           |
| With own children under 18 years .....                   | 3 446                        | 1 174                        | 2 260           | 12                           | 9 234                         | 343                          | 1 761    | 3 041         | 2 010        | 1 473          | 593              | 13                           |
| With own children under 6 years .....                    | 957                          | 341                          | 609             | 7                            | 4 703                         | 91                           | 972      | 1 517         | 986          | 894            | 234              | 9                            |
| <b>Female householder, no husband present</b> .....      | 1 210                        | 505                          | 705             | —                            |                               |                              |          |               |              |                |                  |                              |



Table E—22. Owner- and Renter-Occupied Housing Units With a White Householder by Size of Household: 1980

(Data are estimates based on a sample, see Introduction. For meaning of symbols, see Introduction. For definitions of terms, see appendixes A and B)

Newark city

|   | Total         | 1 person     | 2 persons    | 3 persons    | 4 persons    | 5 persons    | 6 persons  | 7 persons  | 8 or more persons | Median      | Total persons |
|---|---------------|--------------|--------------|--------------|--------------|--------------|------------|------------|-------------------|-------------|---------------|
| <b>Owner-occupied housing units</b>                                   | <b>11 310</b> | <b>1 957</b> | <b>3 219</b> | <b>2 322</b> | <b>1 882</b> | <b>1 008</b> | <b>549</b> | <b>258</b> | <b>115</b>        | <b>2.71</b> | <b>38 028</b> |
| Nonrelatives present  | 327           | —            | 63           | 67           | 50           | 57           | 37         | 34         | 19                | 4.17        | 1 484         |
| <b>ROOMS</b>  |               |              |              |              |              |              |            |            |                   |             |               |
| 1 to 3 rooms  | 558           | 184          | 170          | 81           | 61           | 56           | 6          | —          | —                 | 2.06        | 1 520         |
| 4 rooms   | 1 904         | 353          | 604          | 415          | 355          | 136          | 32         | —          | 9                 | 2.49        | 6 014         |
| 5 rooms   | 3 341         | 693          | 1 009        | 689          | 467          | 259          | 154        | 56         | 14                | 2.47        | 10 485        |
| 6 rooms   | 3 030         | 483          | 860          | 652          | 548          | 260          | 91         | 88         | 48                | 2.76        | 9 906         |
| 7 rooms   | 1 061         | 128          | 235          | 237          | 171          | 132          | 104        | 40         | 14                | 3.21        | 4 253         |
| 8 or more rooms   | 1 416         | 116          | 341          | 248          | 280          | 165          | 162        | 74         | 30                | 3.51        | 5 850         |
| Median  | 5.5           | 5.1          | 5.3          | 5.5          | 5.6          | 5.7          | 6.4        | 6.3        | 6.2               | ...         | ...           |
| <b>PLUMBING FACILITIES BY PERSONS PER ROOM</b>                        |               |              |              |              |              |              |            |            |                   |             |               |
| <b>Complete plumbing for exclusive use</b>                            | <b>10 955</b> | <b>1 928</b> | <b>3 118</b> | <b>2 293</b> | <b>1 740</b> | <b>986</b>   | <b>517</b> | <b>258</b> | <b>115</b>        | <b>2.69</b> | <b>36 662</b> |
| 1.00 or less  | 10 270        | 1 928        | 3 107        | 2 275        | 1 679        | 802          | 344        | 114        | 21                | 2.54        | 31 840        |
| 1.01 to 1.50  | 549           | —            | —            | 21           | 52           | 128          | 167        | 144        | 58                | 6.07        | 3 892         |
| 1.51 or more  | 136           | —            | 11           | 18           | 9            | 56           | 6          | —          | 36                | 5.04        | 930           |
| <b>Lacking complete plumbing for exclusive use</b>                    | <b>355</b>    | <b>29</b>    | <b>101</b>   | <b>29</b>    | <b>142</b>   | <b>22</b>    | <b>32</b>  | <b>—</b>   | <b>—</b>          | <b>3.63</b> | <b>1 366</b>  |
| 1.00 or less  | 328           | 29           | 101          | 29           | 142          | 14           | 13         | —          | —                 | 3.54        | 1 154         |
| 1.01 to 1.50  | 27            | —            | —            | —            | —            | 8            | 19         | —          | —                 | 5.79        | 212           |
| 1.51 or more  | —             | —            | —            | —            | —            | —            | —          | —          | —                 | —           | —             |
| <b>UNITS IN STRUCTURE</b>   |               |              |              |              |              |              |            |            |                   |             |               |
| 1, detached or attached   | 4 267         | 639          | 1 265        | 956          | 621          | 368          | 255        | 125        | 38                | 2.74        | 13 836        |
| 2 or more   | 7 023         | 1 318        | 1 946        | 1 366        | 1 254        | 640          | 294        | 128        | 77                | 2.68        | 24 089        |
| Mobile home or trailer, etc.  | 20            | —            | 8            | —            | 7            | —            | —          | 5          | —                 | 3.79        | 103           |
| <b>VALUE</b>  |               |              |              |              |              |              |            |            |                   |             |               |
| <b>Specified owner-occupied housing units</b>                         | <b>3 961</b>  | <b>580</b>   | <b>1 146</b> | <b>912</b>   | <b>591</b>   | <b>327</b>   | <b>247</b> | <b>125</b> | <b>33</b>         | <b>2.78</b> | <b>12 885</b> |
| Less than \$10,000  | 93            | 18           | 40           | 18           | 9            | 8            | —          | —          | —                 | 2.21        | 208           |
| \$10,000 to \$19,999  | 440           | 95           | 154          | 99           | 38           | 33           | —          | 17         | 4                 | 2.31        | 1 234         |
| \$20,000 to \$29,999  | 1 050         | 194          | 264          | 287          | 151          | 65           | 66         | 14         | 9                 | 2.73        | 3 000         |
| \$30,000 to \$39,999  | 1 190         | 124          | 343          | 291          | 172          | 96           | 87         | 57         | 20                | 2.94        | 4 137         |
| \$40,000 to \$49,999  | 672           | 100          | 191          | 108          | 120          | 73           | 46         | 34         | —                 | 2.92        | 2 336         |
| \$50,000 to \$59,999  | 328           | 36           | 98           | 58           | 64           | 43           | 29         | —          | —                 | 3.02        | 1 225         |
| \$60,000 to \$79,999  | 153           | 7            | 49           | 38           | 37           | 9            | 10         | 3          | —                 | 3.04        | 608           |
| \$80,000 to \$99,999  | 20            | —            | 7            | 13           | —            | —            | —          | —          | —                 | 2.73        | 69            |
| \$100,000 to \$149,999  | 15            | 6            | —            | —            | —            | —            | 9          | —          | —                 | 5.67        | 68            |
| \$150,000 or more   | —             | —            | —            | —            | —            | —            | —          | —          | —                 | —           | —             |
| Median  | \$32 800      | \$28 600     | \$32 600     | \$31 600     | \$35 200     | \$34 700     | \$35 800   | \$34 900   | \$32 200          | ...         | ...           |
| <b>SELECTED CHARACTERISTICS</b>                                       |               |              |              |              |              |              |            |            |                   |             |               |
| <b>All income levels in 1979</b>                                      | <b>11 310</b> | <b>1 957</b> | <b>3 219</b> | <b>2 322</b> | <b>1 882</b> | <b>1 008</b> | <b>549</b> | <b>258</b> | <b>115</b>        | <b>2.71</b> | <b>38 028</b> |
| Median income   | \$18 395      | \$5 768      | \$15 324     | \$22 356     | \$24 590     | \$26 327     | \$25 754   | \$28 000   | \$29 219          | ...         | ...           |
| Median selected monthly owner costs as percentage of household income | 18.9          | 35.6         | 21.4         | 14.7         | 18.1         | 15.0         | 16.0       | 19.0       | 13.8              | ...         | ...           |
| With a mortgage   | 22.0          | 34.8         | 27.6         | 17.8         | 24.4         | 17.6         | 17.8       | 22.5       | 14.0              | ...         | ...           |
| Not mortgaged   | 16.5          | 35.9         | 18.4         | 13.2         | 10           | 12.0         | 12.1       | 10         | 12.5              | ...         | ...           |
| <b>Income in 1979 below poverty level</b>                             | <b>1 122</b>  | <b>444</b>   | <b>303</b>   | <b>157</b>   | <b>98</b>    | <b>33</b>    | <b>69</b>  | <b>4</b>   | <b>14</b>         | <b>1.89</b> | <b>...</b>    |
| Median income   | \$2 973       | \$2500       | \$2500       | \$3 672      | \$5 000      | \$6 141      | \$8 068    | \$11 250   | \$10 750          | ...         | ...           |
| Median selected monthly owner costs as percentage of household income | 50+           | 50+          | 50+          | 50+          | 50+          | —            | 50+        | —          | —                 | ...         | ...           |
| With a mortgage   | 50+           | 50+          | 50+          | 50+          | 50+          | —            | 50+        | —          | —                 | ...         | ...           |
| Not mortgaged   | 50+           | 50+          | 50+          | 50+          | —            | —            | 17.5       | —          | —                 | ...         | ...           |
| <b>Renter-occupied housing units</b>                                  | <b>28 193</b> | <b>9 200</b> | <b>7 614</b> | <b>4 846</b> | <b>3 667</b> | <b>1 627</b> | <b>675</b> | <b>446</b> | <b>118</b>        | <b>2.14</b> | <b>67 346</b> |
| Nonrelatives present  | 1 112         | —            | 461          | 244          | 150          | 81           | 117        | 32         | 27                | 2.89        | 3 884         |
| <b>ROOMS</b>  |               |              |              |              |              |              |            |            |                   |             |               |
| 1 room  | 1 413         | 1 292        | 98           | 9            | 4            | —            | 10         | —          | —                 | 1.05        | 1 542         |
| 2 rooms   | 2 509         | 1 693        | 535          | 160          | 78           | 35           | —          | 8          | —                 | 1.24        | 3 698         |
| 3 rooms   | 7 831         | 3 441        | 2 420        | 1 130        | 551          | 154          | 60         | 75         | —                 | 1.70        | 14 718        |
| 4 rooms   | 8 668         | 1 824        | 2 799        | 1 965        | 1 363        | 489          | 132        | 80         | 16                | 2.40        | 21 964        |
| 5 rooms   | 5 487         | 712          | 1 339        | 1 171        | 1 221        | 578          | 271        | 143        | 52                | 3.09        | 17 254        |
| 6 rooms   | 1 794         | 178          | 338          | 325          | 358          | 313          | 125        | 124        | 33                | 3.66        | 6 314         |
| 7 or more rooms   | 491           | 60           | 85           | 86           | 92           | 58           | 77         | 16         | 17                | 3.66        | 1 856         |
| Median  | 3.8           | 3.0          | 3.8          | 4.1          | 4.4          | 4.7          | 5.0        | 4.9        | 5.3               | ...         | ...           |
| <b>PLUMBING FACILITIES BY PERSONS PER ROOM</b>                        |               |              |              |              |              |              |            |            |                   |             |               |
| <b>Complete plumbing for exclusive use</b>                            | <b>26 928</b> | <b>8 725</b> | <b>7 327</b> | <b>4 695</b> | <b>3 469</b> | <b>1 556</b> | <b>649</b> | <b>409</b> | <b>98</b>         | <b>2.15</b> | <b>64 285</b> |
| 1.00 or less  | 24 495        | 8 725        | 7 234        | 4 544        | 2 880        | 908          | 188        | 16         | —                 | 1.99        | 52 216        |
| 1.01 to 1.50  | 1 786         | —            | —            | 142          | 530          | 459          | 391        | 235        | 29                | 4.98        | 8 650         |
| 1.51 or more  | 647           | —            | 93           | 9            | 59           | 189          | 70         | 158        | 69                | 5.36        | 3 419         |
| <b>Lacking complete plumbing for exclusive use</b>                    | <b>1 265</b>  | <b>475</b>   | <b>287</b>   | <b>151</b>   | <b>198</b>   | <b>71</b>    | <b>26</b>  | <b>37</b>  | <b>20</b>         | <b>2.05</b> | <b>3 061</b>  |
| 1.00 or less  | 1 099         | 475          | 282          | 133          | 154          | 41           | 14         | —          | —                 | 1.76        | 2 167         |
| 1.01 to 1.50  | 113           | —            | —            | 18           | 21           | 30           | 12         | 32         | —                 | 5.08        | 631           |
| 1.51 or more  | 53            | —            | 5            | —            | 23           | —            | —          | 5          | —                 | 4.43        | 263           |
| <b>UNITS IN STRUCTURE</b>   |               |              |              |              |              |              |            |            |                   |             |               |
| 1, detached or attached   | 786           | 129          | 148          | 180          | 170          | 55           | 41         | 51         | 12                | 3.14        | 2 543         |
| 2   | 5 168         | 1 264        | 1 524        | 1 024        | 758          | 399          | 138        | 61         | —                 | 2.37        | 13 133        |
| 3 and 4   | 7 863         | 1 693        | 2 447        | 1 600        | 1 206        | 540          | 200        | 135        | 42                | 2.41        | 20 596        |
| 5 to 9  | 4 424         | 949          | 1 051        | 926          | 839          | 346          | 176        | 108        | 29                | 2.73        | 11 946        |
| 10 to 49  | 5 053         | 2 210        | 1 245        | 737          | 482          | 197          | 83         | 83         | 16                | 1.75        | 10 527        |
| 50 or more  | 4 845         | 2 944        | 1 173        | 371          | 212          | 90           | 28         | 8          | 19                | 1.32        | 8 469         |
| Mobile home or trailer, etc.  | 54            | 11           | 26           | 8            | —            | —            | 9          | —          | —                 | 2.12        | 132           |
| <b>GROSS RENT</b>   |               |              |              |              |              |              |            |            |                   |             |               |
| <b>Specified renter-occupied housing units</b>                        | <b>28 095</b> | <b>9 181</b> | <b>7 568</b> | <b>4 825</b> | <b>3 662</b> | <b>1 627</b> | <b>675</b> | <b>446</b> | <b>111</b>        | <b>2.14</b> | <b>67 116</b> |
| Less than \$100   | 2 248         | 1 660        | 342          | 130          | 47           | 42           | 6          | 6          | 9                 | 1.18        | 3 549         |
| \$100 to \$149  | 2 412         | 1 393        | 617          | 288          | 65           | 24           | 10         | 6          | 9                 | 1.37        | 3 792         |
| \$150 to \$199  | 6 327         | 2 370        | 1 992        | 1 088        | 550          | 253          | 42         | 32         | —                 | 1.90        | 12 520        |
| \$200 to \$249  | 8 887         | 2 228        | 2 500        | 1 667        | 1 533        | 619          | 189        | 114        | 37                | 2.39        | 22 672        |
| \$250 to \$299  | 4 661         | 914          | 1 203        | 1 052        | 871          | 273          | 202        | 136        | 10                | 2.70        | 13 065        |
| \$300 to \$349  | 2 028         | 388          | 513          | 368          | 296          | 230          | 97         | 104        | 36                | 2.81        | 6 586         |
| \$350 to \$399  | 647           | 100          | 164          | 104          | 143          | 77           | 37         | 12         | 10                | 3.07        | 2 165         |
| \$400 to \$499  | 328           | 20           | 95           | 33           | 62           | 59           | 32         | 27         | —                 | 3.76        | 1 152         |
| \$500 or more   | 130           | 13           | 10           | 26           | 32           | 25           | 15         | 9          | —                 | 4.00        | 454           |
| No cash rent  | 427           | 95           | 132          | 69           | 63           | 25           | 43         | —          | —                 | 2.40        | 1 161         |
| Median  | \$217         | \$183        | \$215        | \$225        | \$239        | \$241        | \$266      | \$279      | \$276             | ...         | ...           |
| <b>SELECTED CHARACTERISTICS</b>                                       |               |              |              |              |              |              |            |            |                   |             |               |
| <b>All income levels in 1979</b>                                      | <b>28 193</b> | <b>9 200</b> | <b>7 614</b> | <b>4 846</b> | <b>3 667</b> | <b>1 627</b> | <b>675</b> | <b>446</b> | <b>118</b>        | <b>2.14</b> | <b>67 346</b> |
| Median income   | \$10 218      | \$5 195      | \$12 384     | \$13 191     | \$15 300     | \$14 688     | \$15 342   | \$11 923   | \$13 333          | ...         | ...           |
| Median gross rent as percentage of household income                   | 23.3          | 29.6         | 20.5         | 20.1         | 19.2         | 20.1         | 23.6       | 26.5       | 17.6              | ...         | ...           |
| <b>Income in 1979 below poverty level</b>                             | <b>7 262</b>  | <b>2 892</b> | <b>1 189</b> | <b>1 247</b> | <b>952</b>   | <b>450</b>   | <b>248</b> | <b>211</b> | <b>73</b>         | <b>2.12</b> | <b>...</b>    |
| Median income   | \$3 160       | \$2 771      | \$3 105      | \$3 221      | \$3 534      | \$3 737      | \$6 227    | \$6 660    | \$10 179          | ...         | ...           |
| Median gross rent as percentage of household income                   | 50+           | 50+          | 50+          | 50+          | 50+          | 50+          | 50+        | 48.2       | 32.5              | ...         | ...           |

Table E—23. Household Composition and Age of Householder for Owner- and Renter-Occupied Housing Units With a White Householder: 1980

[Data are estimates based on a sample, see Introduction. For meaning of symbols, see Introduction. For definitions of terms, see appendices A and B.]

| Newark city   | Married-couple families |        |                |       |                |       |                |       |                   |       | Male householder, no wife present |       |                |       |                | Female householder, no husband present |                |      |                   |   | Median age |
|---|-------------------------|--------|----------------|-------|----------------|-------|----------------|-------|-------------------|-------|-----------------------------------|-------|----------------|-------|----------------|--|----------------|------|-------------------|---|------------|
|   | 15 to 24 years          |        | 25 to 34 years |       | 35 to 44 years |       | 45 to 64 years |       | 65 years and over |       | 15 to 24 years                    |       | 25 to 34 years |       | 35 to 44 years |  | 45 to 64 years |      | 65 years and over |   |            |
|   | Total                   | 11 310 | 53             | 586   | 1 429          | 3 592 | 1 818          | 4     | 75                | 101   | 457                               | 509   | 12             | 67    | 130            | 898                                    | 1 579          | 58.9 |                   |   |            |
| <b>Owner-occupied housing units</b>   |                         |        |                |       |                |       |                |       |                   |       |                                   |       |                |       |                |  |                |      |                   |   |            |
| <b>PERSONS IN UNIT</b>  |                         |        |                |       |                |       |                |       |                   |       |                                   |       |                |       |                |  |                |      |                   |   |            |
| 1 person  | 1 957                   | —      | —              | —     | —              | —     | —              | —     | —                 | —     | —                                 | —     | —              | —     | —              | —                                      | —              | —    | —                 | — |            |
| 2 persons   | 3 219                   | 21     | 58             | 65    | 905            | 1 191 | 4              | 43    | 24                | 237   | 261                               | 6     | 9              | 8     | 336            | 1 033                                  | 68.9           |      |                   |   |            |
| 3 persons   | 2 322                   | 16     | 108            | 202   | 1 079          | 405   | —              | 16    | 40                | 103   | 143                               | 6     | 17             | 34    | 291            | 325                                    | 65.4           |      |                   |   |            |
| 4 persons   | 1 882                   | 8      | 251            | 529   | 1 779          | 127   | —              | 5     | 15                | 68    | 81                                | —     | 11             | 49    | 154            | 126                                    | 57.7           |      |                   |   |            |
| 5 persons   | 1 008                   | —      | 68             | 316   | 451            | 43    | —              | 7     | 15                | 37    | 9                                 | —     | 14             | 27    | 76             | 31                                     | 46.8           |      |                   |   |            |
| 6 or more persons   | 1 922                   | 8      | 101            | 317   | 378            | 52    | —              | 4     | 7                 | 37    | 9                                 | —     | 7              | 12    | 42             | 22                                     | 47.6           |      |                   |   |            |
| Median  | 2.71                    | 2.64   | 4.01           | 4.35  | 3.33           | 2.26  | 2.00           | 1.37  | 2.16              | 1.46  | 1.48                              | 1.50  | 3.18           | 2.97  | 1.89           | 1.26                                   | 45.3           |      |                   |   |            |
| Total persons   | 38 028                  | 219    | 2 807          | 7 356 | 14 578         | 4 958 | 24             | 182   | 286               | 1 058 | 1 000                             | 26    | 233            | 440   | 2 062          | 2 779                                  | ...            |      |                   |   |            |
| <b>PLUMBING FACILITIES BY PERSONS PER ROOM</b>  |                         |        |                |       |                |       |                |       |                   |       |                                   |       |                |       |                |  |                |      |                   |   |            |
| Complete plumbing for exclusive use   | 10 955                  | 53     | 566            | 1 353 | 3 445          | 1 769 | 4              | 75    | 101               | 450   | 502                               | 12    | 67             | 130   | 881            | 1 547                                  | 59.0           |      |                   |   |            |
| 1.01 or more persons per room   | 685                     | —      | 87             | 279   | 211            | 61    | —              | —     | 7                 | 7     | 9                                 | —     | —              | 18    | —              | 6                                      | 43.5           |      |                   |   |            |
| Locking complete plumbing for exclusive use   | 355                     | —      | 20             | 76    | 147            | 49    | —              | —     | —                 | —     | 7                                 | —     | —              | —     | 17             | 32                                     | 55.4           |      |                   |   |            |
| 1.01 or more persons per room   | 27                      | —      | —              | 13    | 14             | —     | —              | —     | —                 | —     | —                                 | —     | —              | —     | —              | —                                      | 45.6           |      |                   |   |            |
| <b>MORTGAGE STATUS AND SELECTED MONTHLY OWNER COSTS AS PERCENTAGE OF HOUSEHOLD INCOME IN 1979</b> |                         |        |                |       |                |       |                |       |                   |       |                                   |       |                |       |                |  |                |      |                   |   |            |
| Specified owner-occupied housing units  |                         |        |                |       |                |       |                |       |                   |       |                                   |       |                |       |                |  |                |      |                   |   |            |
| With a mortgage   | 3 961                   | 5      | 199            | 417   | 1 315          | 668   | 4              | 16    | 66                | 154   | 191                               | —     | 10             | 58    | 309            | 549                                    | 59.1           |      |                   |   |            |
| Less than 15 percent  | 1 763                   | 5      | 348            | 657   | 1 711          | 48    | —              | 9     | 50                | 59    | 35                                | —     | 6              | 50    | 114            | 65                                     | 50.8           |      |                   |   |            |
| 15 to 19 percent  | 434                     | 5      | 7              | 65    | 258            | 48    | —              | 7     | 17                | 4     | 11                                | —     | —              | 13    | 14             | 7                                      | 52.6           |      |                   |   |            |
| 20 to 24 percent  | 363                     | —      | 15             | 119   | 147            | 11    | —              | —     | 13                | 13    | 6                                 | —     | —              | 14    | 14             | 7                                      | 48.4           |      |                   |   |            |
| 25 to 29 percent  | 194                     | —      | 33             | 29    | 78             | 34    | —              | —     | 7                 | 8     | —                                 | —     | —              | 18    | 20             | 20                                     | 55.1           |      |                   |   |            |
| 30 to 34 percent  | 161                     | —      | 32             | 35    | 48             | 12    | —              | 9     | 6                 | —     | —                                 | —     | —              | 20    | 24             | —                                      | 44.5           |      |                   |   |            |
| 35 percent or more  | 195                     | —      | 33             | 33    | 58             | 12    | —              | —     | 6                 | —     | —                                 | —     | —              | 17    | 28             | —                                      | 49.1           |      |                   |   |            |
| Not computed  | 400                     | —      | 74             | 67    | 63             | —     | —              | —     | —                 | 34    | 18                                | —     | 6              | 17    | 28             | —                                      | 66.4           |      |                   |   |            |
| Median  | 16                      | —      | —              | —     | 5              | —     | —              | —     | —                 | —     | —                                 | —     | —              | —     | —              | —                                      | —              |      |                   |   |            |
| Not mortgaged   | 22.0                    | 12.5   | 31.5           | 19.6  | 17.3           | 23.9  | —              | 32.5  | 18.1              | 36.3  | 50+                               | —     | 50+            | 33.0  | 28.2           | 28.2                                   | ...            |      |                   |   |            |
| Less than 10 percent  | 2 198                   | —      | 69             | 658   | 497            | 156   | 4              | 7     | 16                | 95    | 156                               | —     | 4              | 8     | 195            | 484                                    | 65.5           |      |                   |   |            |
| 10 to 14 percent  | 557                     | —      | 5              | 22    | 287            | 31    | —              | 7     | 7                 | 26    | 31                                | —     | —              | 25    | 29             | 29                                     | 60.0           |      |                   |   |            |
| 15 to 19 percent  | 422                     | —      | 5              | 25    | 134            | 91    | —              | —     | —                 | 34    | 34                                | —     | 4              | —     | 21             | 82                                     | 64.7           |      |                   |   |            |
| 20 to 24 percent  | 338                     | —      | —              | 22    | 120            | 72    | —              | —     | —                 | 14    | 15                                | —     | —              | —     | 38             | 57                                     | 63.3           |      |                   |   |            |
| 25 to 29 percent  | 201                     | —      | —              | —     | 48             | 57    | —              | —     | —                 | 10    | 10                                | —     | —              | —     | 44             | 66.0                                   | 66.0           |      |                   |   |            |
| 30 to 34 percent  | 125                     | —      | —              | —     | 6              | —     | —              | —     | 9                 | —     | —                                 | —     | —              | —     | 32             | 44                                     | 75.4           |      |                   |   |            |
| 35 percent or more  | 84                      | —      | —              | —     | —              | —     | —              | —     | —                 | —     | —                                 | —     | —              | —     | 18             | 28                                     | 76.4           |      |                   |   |            |
| Not computed  | 436                     | —      | —              | —     | 40             | 82    | —              | —     | —                 | —     | 36                                | —     | —              | 8     | 61             | 203                                    | 70.1           |      |                   |   |            |
| Median  | 35                      | —      | —              | —     | 16             | —     | —              | —     | —                 | 8     | —                                 | —     | —              | —     | —              | —                                      | 55.4           |      |                   |   |            |
| Total persons   | 16.5                    | —      | 10             | 12.5  | 11.3           | 17.4  | 27.5           | 10    | 25.6              | 12.8  | 19.3                              | —     | 12.5           | 50+   | 22.1           | 28.7                                   | ...            |      |                   |   |            |
| <b>Renter-occupied housing units</b>  |                         |        |                |       |                |       |                |       |                   |       |                                   |       |                |       |                |  |                |      |                   |   |            |
| <b>PERSONS IN UNIT</b>  |                         |        |                |       |                |       |                |       |                   |       |                                   |       |                |       |                |  |                |      |                   |   |            |
| 1 person  | 9 200                   | —      | —              | —     | —              | —     | —              | —     | —                 | —     | —                                 | —     | —              | —     | —              | —                                      | —              | —    | —                 | — |            |
| 2 persons   | 7 614                   | 3.4    | 719            | 309   | 1 681          | 1 678 | 245            | 555   | 478               | 1 132 | 1 099                             | 180   | 470            | 332   | 1 559          | 3 250                                  | 63.9           |      |                   |   |            |
| 3 persons   | 4 846                   | 3.4    | 916            | 513   | 1 153          | 336   | 43             | 182   | 153               | 291   | 201                               | 175   | 259            | 216   | 807            | 566                                    | 57.7           |      |                   |   |            |
| 4 persons   | 3 667                   | 96     | 627            | 754   | 873            | 54    | 34             | 54    | 14                | 54    | 38                                | 263   | 435            | 216   | 371            | 20                                     | 37.7           |      |                   |   |            |
| 5 persons   | 1 627                   | 21     | 311            | 417   | 373            | 37    | 5              | 31    | 16                | 21    | 4                                 | 113   | 162            | 192   | 169            | 20                                     | 37.5           |      |                   |   |            |
| 6 or more persons   | 1 239                   | —      | 183            | 273   | 240            | —     | 12             | 20    | 22                | 11    | 11                                | 46    | 135            | 44    | 73             | 19                                     | 39.5           |      |                   |   |            |
| Median  | 2.14                    | 2.10   | 3.40           | 3.91  | 2.92           | 2.13  | 1.19           | 1.28  | 1.21              | 1.17  | 1.12                              | 2.63  | 2.98           | 3.12  | 1.48           | 1.10                                   | ...            |      |                   |   |            |
| Total persons   | 67 346                  | 2 198  | 10 802         | 8 812 | 13 372         | 4 317 | 527            | 1 419 | 961               | 1 988 | 1 517                             | 1 905 | 5 249          | 4 008 | 5 686          | 4 565                                  | ...            |      |                   |   |            |
| <b>PLUMBING FACILITIES BY PERSONS PER ROOM</b>  |                         |        |                |       |                |       |                |       |                   |       |                                   |       |                |       |                |  |                |      |                   |   |            |
| Complete plumbing for exclusive use   | 26 928                  | 759    | 2 960          | 2 170 | 4 130          | 2 025 | 291            | 815   | 649               | 1 405 | 1 278                             | 719   | 1 791          | 1 109 | 2 973          | 3 854                                  | 51.0           |      |                   |   |            |
| 1.01 or more persons per room   | 2 433                   | 54     | 558            | 581   | 343            | 60    | 9              | 39    | 14                | 8     | 25                                | 92    | 284            | 233   | 103            | 30                                     | 37.1           |      |                   |   |            |
| Locking complete plumbing for exclusive use   | 1 265                   | 45     | 126            | 96    | 200            | 80    | 48             | 46    | 34                | 101   | 75                                | 58    | 83             | 107   | 90             | 76                                     | 44.4           |      |                   |   |            |
| 1.01 or more persons per room   | 166                     | 21     | 38             | 32    | 29             | —     | —              | —     | —                 | —     | —                                 | —     | 10             | 31    | 5              | —                                      | 36.6           |      |                   |   |            |
| <b>GROSS RENT AS PERCENTAGE OF HOUSEHOLD INCOME IN 1979</b>                                       |                         |        |                |       |                |       |                |       |                   |       |                                   |       |                |       |                |  |                |      |                   |   |            |
| Specified renter-occupied housing units   |                         |        |                |       |                |       |                |       |                   |       |                                   |       |                |       |                |  |                |      |                   |   |            |
| Less than 15 percent  | 28 095                  | 814    | 3 086          | 2 261 | 4 305          | 2 105 | 339            | 861   | 683               | 1 506 | 1 353                             | 777   | 1 874          | 1 216 | 3 063          | 3 930                                  | 50.8           |      |                   |   |            |
| 15 to 19 percent  | 7 134                   | 2.2    | 916            | 1 011 | 1 960          | 468   | 245            | 555   | 478               | 1 132 | 1 099                             | 180   | 470            | 332   | 1 559          | 3 250                                  | 63.9           |      |                   |   |            |
| 20 to 24 percent  | 4 242                   | 1.0    | 609            | 411   | 701            | 385   | 43             | 182   | 153               | 291   | 201                               | 175   | 259            | 216   | 807            | 566                                    | 57.7           |      |                   |   |            |
| 25 to 29 percent  | 2 181                   | —      | 481            | 286   | 403            | 251   | 34             | 54    | 14                | 54    | 38                                | 263   | 435            | 216   | 371            | 20                                     | 37.7           |      |                   |   |            |
| 30 to 34 percent  | 1 568                   | —      | 193            | 112   | 369            | 244   | 5              | 31    | 16                | 21    | 4                                 | 113   | 162            | 192   | 169            | 20                                     | 37.5           |      |                   |   |            |
| 35 to 49 percent  | 2 780                   | —      | 229            | 134   | 162            | 288   | 12             | 20    | 22                | 11    | 11                                | 46    | 135            | 44    | 73             | 19                                     | 39.5           |      |                   |   |            |
| 50 percent or more  | 5 742                   | 1.7    | 102            | 144   | 381            | 230   | 119            | 1.28  | 1.21              | 1.17  | 1.12                              | 2.63  | 2.98           | 3.12  | 1.48           | 1.10                                   | ...            |      |                   |   |            |
| Not computed  | 1 295                   | 20     | 102            | 95    | 151            | 94    | 14             | 14    | 25                | 19.3  | 80                                | 32    | 146            | 80    | 199            | 174                                    | 55.3           |      |                   |   |            |
| Median  | 23.3                    | 16.9   | 19.7           | 15.9  | 15.8           | 23.1  | 26.5           | 19.5  | 19.3              | 19.5  | 23.6                              | 50+   | 50.0           | 42.3  | 24.8           | 37.4                                   | ...            |      |                   |   |            |



Table E—24. Age and Sex of Householder in One-Person Households for Owner- and Renter-Occupied Housing Units With a White Householder: 1980

[Data are estimates based on a sample, see Introduction. For meaning of symbols, see Introduction. For definitions of terms, see appendixes A and B]

| Newark city   | Male householder |                |                |                |                |                   | Female householder |                |                |                |                |                   |         |
|---|------------------|----------------|----------------|----------------|----------------|-------------------|--------------------|----------------|----------------|----------------|----------------|-------------------|---------|
|   | Total            | 15 to 24 years | 25 to 34 years | 35 to 44 years | 45 to 64 years | 65 years and over | Total              | 15 to 24 years | 25 to 34 years | 35 to 44 years | 45 to 64 years | 65 years and over |         |
| <b>Owner-occupied housing units</b> .....   | 1 957            | 565            | —              | 43             | 24             | 237               | 261                | 1 392          | 6              | 9              | 8              | 336               | 1 033   |
| <b>PLUMBING FACILITIES</b>  |                  |                |                |                |                |                   |                    |                |                |                |                |                   |         |
| Complete plumbing for exclusive use .....   | 1 928            | 565            | —              | 43             | 24             | 237               | 261                | 1 363          | 6              | 9              | 8              | 328               | 1 012   |
| Lacking complete plumbing for exclusive use .....                                   | 29               | —              | —              | —              | —              | —                 | —                  | 29             | —              | —              | —              | 8                 | 21      |
| <b>UNITS IN STRUCTURE</b>   |                  |                |                |                |                |                   |                    |                |                |                |                |                   |         |
| 1, detached or attached .....   | 639              | 179            | —              | —              | 18             | 65                | 96                 | 460            | —              | —              | —              | 103               | 357     |
| 2 or more .....   | 1 318            | 386            | —              | 43             | 6              | 172               | 165                | 932            | 6              | 9              | 8              | 233               | 676     |
| Mobile home or trailer, etc. ....   | —                | —              | —              | —              | —              | —                 | —                  | —              | —              | —              | —              | —                 | —       |
| <b>HOUSEHOLD INCOME IN 1979</b>   |                  |                |                |                |                |                   |                    |                |                |                |                |                   |         |
| Less than \$5,000 .....   | 855              | 178            | —              | —              | 7              | 73                | 98                 | 677            | 6              | 9              | —              | 136               | 526     |
| \$5,000 to \$9,999 .....  | 639              | 134            | —              | —              | 6              | 32                | 96                 | 505            | —              | —              | —              | 115               | 390     |
| \$10,000 to \$12,499 .....  | 148              | 55             | —              | 5              | —              | 42                | 8                  | 93             | —              | —              | —              | 34                | 59      |
| \$12,500 to \$14,999 .....  | 82               | 49             | —              | 17             | —              | 21                | 11                 | 33             | —              | —              | —              | 5                 | 28      |
| \$15,000 to \$19,999 .....  | 115              | 61             | —              | 5              | —              | 37                | 19                 | 54             | —              | —              | 8              | 23                | 23      |
| \$20,000 to \$24,999 .....  | 62               | 43             | —              | —              | 6              | 15                | 22                 | 19             | —              | —              | —              | 12                | 7       |
| \$25,000 to \$34,999 .....  | 43               | 32             | —              | 16             | 5              | 11                | —                  | 11             | —              | —              | —              | —                 | —       |
| \$35,000 to \$49,999 .....  | 7                | 7              | —              | —              | —              | —                 | 7                  | —              | —              | —              | —              | —                 | —       |
| \$50,000 or more .....  | 6                | 6              | —              | —              | —              | 6                 | —                  | —              | —              | —              | —              | —                 | —       |
| Median .....  | \$5 768          | \$8 431        | —              | \$14 926       | \$9 583        | \$10 804          | \$6 144            | \$5 151        | \$2500—        | \$3 750        | \$16 250       | \$6 231           | \$4 945 |
| Mean .....  | \$7 621          | \$10 784       | —              | \$17 935       | \$13 264       | \$11 719          | \$8 528            | \$6 337        | \$2500—        | \$3 005        | \$17 010       | \$7 873           | \$5 821 |
| <b>MORTGAGE STATUS AND SELECTED MONTHLY OWNER COSTS</b>                             |                  |                |                |                |                |                   |                    |                |                |                |                |                   |         |
| <b>Specified owner-occupied housing units</b> .....                                 | 580              | 171            | —              | —              | 18             | 65                | 68                 | 409            | —              | —              | —              | 90                | 319     |
| <b>With a mortgage</b> .....  | 136              | 81             | —              | —              | 18             | 34                | 29                 | 55             | —              | —              | —              | 18                | 37      |
| Less than \$200 .....   | 37               | 28             | —              | —              | —              | 17                | 11                 | 9              | —              | —              | —              | —                 | 9       |
| \$200 to \$249 .....  | 21               | 8              | —              | —              | —              | 8                 | —                  | 13             | —              | —              | —              | 6                 | 7       |
| \$250 to \$299 .....  | 32               | 9              | —              | —              | —              | —                 | 9                  | 23             | —              | —              | —              | 12                | 11      |
| \$300 to \$349 .....  | 20               | 14             | —              | —              | 5              | —                 | 9                  | 6              | —              | —              | —              | —                 | 6       |
| \$350 to \$399 .....  | 20               | 16             | —              | —              | 7              | 9                 | —                  | 4              | —              | —              | —              | —                 | 4       |
| \$400 to \$499 .....  | —                | —              | —              | —              | —              | —                 | —                  | —              | —              | —              | —              | —                 | —       |
| \$500 to \$599 .....  | 6                | 6              | —              | —              | 6              | —                 | —                  | —              | —              | —              | —              | —                 | —       |
| \$600 to \$749 .....  | —                | —              | —              | —              | —              | —                 | —                  | —              | —              | —              | —              | —                 | —       |
| \$750 or more .....   | —                | —              | —              | —              | —              | —                 | —                  | —              | —              | —              | —              | —                 | —       |
| Median .....  | \$266            | \$275          | —              | —              | \$379          | \$175             | \$269              | \$262          | —              | —              | —              | \$263             | \$261   |
| <b>Not mortgaged</b> .....  | 444              | 90             | —              | —              | —              | 31                | 59                 | 354            | —              | —              | —              | 72                | 282     |
| Less than \$50 .....  | —                | —              | —              | —              | —              | —                 | —                  | —              | —              | —              | —              | —                 | —       |
| \$50 to \$74 .....  | —                | —              | —              | —              | —              | —                 | —                  | —              | —              | —              | —              | —                 | —       |
| \$75 to \$99 .....  | 28               | —              | —              | —              | —              | —                 | —                  | 28             | —              | —              | —              | 16                | 12      |
| \$100 to \$124 .....  | 48               | 5              | —              | —              | —              | —                 | 5                  | 43             | —              | —              | —              | —                 | 43      |
| \$125 to \$149 .....  | 22               | 11             | —              | —              | —              | —                 | 11                 | 11             | —              | —              | —              | —                 | 11      |
| \$150 to \$199 .....  | 137              | 32             | —              | —              | —              | 12                | 20                 | 105            | —              | —              | —              | 16                | 89      |
| \$200 to \$249 .....  | 80               | 17             | —              | —              | —              | 5                 | 12                 | 63             | —              | —              | —              | 7                 | 56      |
| \$250 or more .....   | 129              | 25             | —              | —              | —              | 14                | 11                 | 104            | —              | —              | —              | 33                | 71      |
| Median .....  | \$195            | \$195          | —              | —              | —              | \$235             | \$184              | \$195          | —              | —              | —              | \$229             | \$192   |
| <b>SELECTED CHARACTERISTICS</b>   |                  |                |                |                |                |                   |                    |                |                |                |                |                   |         |
| Median selected monthly owner costs as percentage of household income in 1979 ..... | 35.6             | 34.6           | —              | —              | 33.3           | 29.7              | 41.8               | 35.9           | —              | —              | —              | 31.0              | 39.1    |
| With a mortgage .....   | 34.8             | 38.1           | —              | —              | 33.3           | 37.6              | 50.4               | 29.0           | —              | —              | —              | 14.5              | 29.3    |
| Not mortgaged .....   | 35.9             | 22.2           | —              | —              | —              | 20.2              | 24.2               | 37.2           | —              | —              | —              | 32.9              | 39.6    |
| <b>Income in 1979 below poverty level</b> .....                                     | 444              | 106            | —              | —              | 7              | 48                | 51                 | 338            | 6              | 9              | —              | 78                | 245     |
| Percent below poverty level .....   | 22.7             | 18.8           | —              | —              | 29.2           | 20.3              | 19.5               | 24.3           | 100.0          | 100.0          | —              | 23.2              | 23.7    |
| <b>Renter-occupied housing units</b> .....  | 9 200            | 3 509          | 245            | 555            | 478            | 1 132             | 1 099              | 5 691          | 180            | 470            | 232            | 1 559             | 3 250   |
| <b>PLUMBING FACILITIES</b>  |                  |                |                |                |                |                   |                    |                |                |                |                |                   |         |
| Complete plumbing for exclusive use .....   | 8 725            | 3 249          | 197            | 515            | 444            | 1 069             | 1 024              | 5 476          | 127            | 433            | 215            | 1 508             | 3 193   |
| Lacking complete plumbing for exclusive use .....                                   | 475              | 260            | 48             | 40             | 34             | 63                | 75                 | 215            | 53             | 37             | 17             | 51                | 57      |
| <b>UNITS IN STRUCTURE</b>   |                  |                |                |                |                |                   |                    |                |                |                |                |                   |         |
| 1, detached or attached .....   | 129              | 80             | —              | —              | —              | 41                | 39                 | 49             | —              | —              | —              | 32                | 17      |
| 2 .....   | 1 264            | 392            | 9              | 73             | 74             | 157               | 79                 | 872            | 8              | 67             | 41             | 332               | 424     |
| 3 and 4 .....   | 1 693            | 626            | 60             | 136            | 129            | 172               | 129                | 1 067          | 65             | 139            | 48             | 350               | 465     |
| 5 to 9 .....  | 949              | 399            | 58             | 44             | 51             | 147               | 99                 | 550            | 18             | 59             | 44             | 143               | 286     |
| 10 to 49 .....  | 2 210            | 952            | 99             | 205            | 148            | 267               | 233                | 1 258          | 29             | 97             | 66             | 362               | 704     |
| 50 or more .....  | 2 944            | 1 049          | 8              | 97             | 76             | 348               | 520                | 1 895          | 60             | 108            | 33             | 340               | 1 354   |
| Mobile home or trailer, etc. ....   | 11               | 11             | —              | —              | —              | —                 | —                  | —              | —              | —              | —              | —                 | —       |
| <b>HOUSEHOLD INCOME IN 1979</b>   |                  |                |                |                |                |                   |                    |                |                |                |                |                   |         |
| Less than \$5,000 .....   | 4 506            | 1 151          | 96             | 79             | 103            | 347               | 526                | 3 355          | 85             | 122            | 97             | 706               | 2 345   |
| \$5,000 to \$9,999 .....  | 2 215            | 818            | 50             | 124            | 77             | 235               | 332                | 1 397          | 72             | 147            | 81             | 395               | 702     |
| \$10,000 to \$12,499 .....  | 828              | 429            | 18             | 77             | 92             | 158               | 84                 | 399            | 9              | 91             | —              | 174               | 125     |
| \$12,500 to \$14,999 .....  | 484              | 238            | 30             | 37             | 58             | 83                | 30                 | 246            | 6              | 73             | 24             | 128               | 15      |
| \$15,000 to \$19,999 .....  | 538              | 368            | 44             | 123            | 45             | 125               | 31                 | 170            | 8              | 29             | 21             | 61                | 51      |
| \$20,000 to \$24,999 .....  | 301              | 224            | —              | 33             | 71             | 89                | 31                 | 77             | —              | —              | 9              | 62                | 6       |
| \$25,000 to \$34,999 .....  | 251              | 210            | 7              | 65             | 14             | 59                | 65                 | 41             | —              | 8              | —              | 33                | —       |
| \$35,000 to \$49,999 .....  | 57               | 51             | —              | 6              | 18             | 27                | —                  | 6              | —              | —              | —              | —                 | 6       |
| \$50,000 or more .....  | 20               | 20             | —              | 11             | —              | 9                 | —                  | —              | —              | —              | —              | —                 | —       |
| Median .....  | \$5 195          | \$8 481        | \$8 321        | \$12 419       | \$11 603       | \$9 640           | \$5 250            | \$4 495        | \$5 245        | \$9 124        | \$6 900        | \$5 883           | \$4 067 |
| Mean .....  | \$7 771          | \$10 748       | \$8 778        | \$14 484       | \$12 964       | \$11 486          | \$7 577            | \$5 935        | \$5 934        | \$8 813        | \$7 999        | \$7 494           | \$4 625 |
| <b>GROSS RENT</b>   |                  |                |                |                |                |                   |                    |                |                |                |                |                   |         |
| <b>Specified renter-occupied housing units</b> .....                                | 9 181            | 3 490          | 245            | 555            | 478            | 1 120             | 1 092              | 5 691          | 180            | 470            | 232            | 1 559             | 3 250   |
| Less than \$100 .....   | 1 660            | 472            | 12             | 41             | 13             | 92                | 314                | 1 188          | 9              | 7              | 16             | 198               | 958     |
| \$100 to \$149 .....  | 1 393            | 598            | 63             | 39             | 97             | 176               | 223                | 795            | 58             | 42             | 17             | 275               | 403     |
| \$150 to \$199 .....  | 2 370            | 786            | 59             | 81             | 93             | 301               | 252                | 1 584          | 58             | 98             | 73             | 524               | 831     |
| \$200 to \$249 .....  | 2 228            | 950            | 67             | 240            | 126            | 340               | 177                | 1 278          | 17             | 124            | 92             | 350               | 695     |
| \$250 to \$299 .....  | 914              | 401            | 7              | 89             | 88             | 156               | 61                 | 513            | 30             | 113            | 34             | 138               | 198     |
| \$300 to \$349 .....  | 388              | 183            | 37             | 52             | 47             | 15                | 32                 | 205            | 8              | 46             | —              | 64                | 87      |
| \$350 to \$399 .....  | 100              | 66             | —              | 7              | 14             | 36                | 9                  | 34             | —              | 16             | —              | —                 | 18      |
| \$400 to \$499 .....  | 20               | 4              | —              | —              | —              | —                 | 4                  | 16             | —              | 9              | —              | —                 | 7       |
| \$500 or more .....   | 13               | —              | —              | —              | —              | —                 | —                  | 13             | —              | —              | —              | —                 | 13      |
| No cash rent .....  | 95               | 30             | —              | 6              | —              | 4                 | 20                 | 65             | —              | 15             | —              | 10                | 40      |
| Median .....  | \$183            | \$190          | \$191          | \$223          | \$226          | \$197             | \$150              | \$178          | \$176          | \$234          | \$204          | \$183             | \$167   |
| <b>SELECTED CHARACTERISTICS</b>   |                  |                |                |                |                |                   |                    |                |                |                |                |                   |         |
| Median gross rent as percentage of household income in 1979 .....                   | 29.6             | 23.6           | 28.1           | 20.4           | 24.0           | 22.6              | 25.2               | 35.8           | 39.1           | 31.2           | 28.2           | 29.7              | 41.5    |
| Income in 1979 below poverty level .....  | 2 892            | 718            | 46             | 50             | 73             | 314               | 235                | 2 174          | 85             | 82             | 49             | 567               | 1 391   |
| Percent below poverty level .....   | 31.4             | 20.5           | 18.8           | 9.0            | 15.3           | 27.7              | 21.4               | 38.2           | 47.2           | 17.4           | 21.1           | 36.4              | 42.8    |

Table E-25. Value of Owner-Occupied Housing Units With a Black Householder: 1980

(Data are estimates based on a sample, see Introduction. For meaning of symbols, see Introduction. For definitions of terms, see appendixes A and B)

| Newark city   | Total    | Less than | \$10,000    | \$20,000    | \$30,000    | \$40,000    | \$50,000    | \$60,000    | \$80,000    | \$100,000    | \$150,000 | Median    | Mean      |
|---|----------|-----------|-------------|-------------|-------------|-------------|-------------|-------------|-------------|--------------|-----------|-----------|-----------|
|   |          | \$10,000  | to \$19,999 | to \$29,999 | to \$39,999 | to \$49,999 | to \$59,999 | to \$79,999 | to \$99,999 | to \$149,999 | or more   | (dollars) | (dollars) |
| Specified owner-occupied housing units  | 3 605    | 215       | 694         | 967         | 797         | 567         | 179         | 168         | 18          | -            | -         | 28 900    | 31 200    |
| <b>HOUSEHOLD TYPE AND AGE OF HOUSEHOLDER</b>  |          |           |             |             |             |             |             |             |             |              |           |           |           |
| Married-couple families   | 2 248    | 87        | 350         | 570         | 567         | 394         | 166         | 114         | -           | -            | -         | 32 400    | 33 100    |
| 15 to 24 years  | -        | -         | -           | -           | -           | -           | -           | -           | -           | -            | -         | -         | -         |
| 25 to 34 years  | 225      | -         | 7           | 59          | 104         | 20          | 35          | -           | -           | -            | -         | 35 400    | 36 300    |
| 35 to 44 years  | 601      | -         | 106         | 118         | 169         | 122         | 38          | 48          | -           | -            | -         | 35 700    | 35 200    |
| 45 to 64 years  | 1 164    | 52        | 160         | 334         | 271         | 226         | 79          | 42          | -           | -            | -         | 31 300    | 32 400    |
| 65 years and over   | 258      | 35        | 77          | 59          | 23          | 26          | 14          | 24          | -           | -            | -         | 21 300    | 28 600    |
| Male householder, no wife present   | 255      | 20        | 58          | 91          | 60          | 17          | -           | 9           | -           | -            | -         | 24 200    | 26 700    |
| 15 to 24 years  | 6        | -         | -           | -           | -           | 6           | -           | -           | -           | -            | -         | 42 500    | 42 500    |
| 25 to 34 years  | 26       | -         | 5           | 10          | 11          | -           | -           | -           | -           | -            | -         | 22 000    | 25 300    |
| 35 to 44 years  | 63       | 6         | 13          | 14          | 19          | 11          | -           | -           | -           | -            | -         | 29 300    | 28 000    |
| 45 to 64 years  | 138      | 14        | 34          | 60          | 30          | -           | -           | -           | -           | -            | -         | 23 500    | 22 900    |
| 65 years and over   | 22       | -         | 6           | 7           | -           | -           | -           | 9           | -           | -            | -         | 21 800    | 43 600    |
| Female householder, no husband present  | 1 102    | 108       | 286         | 306         | 170         | 156         | 13          | 45          | 18          | -            | -         | 24 300    | 28 300    |
| 15 to 24 years  | 16       | -         | 8           | -           | -           | 8           | -           | -           | -           | -            | -         | 30 000    | 30 000    |
| 25 to 34 years  | 90       | 9         | 8           | 37          | 23          | 13          | -           | -           | -           | -            | -         | 26 700    | 28 200    |
| 35 to 44 years  | 315      | 10        | 96          | 104         | 48          | 57          | -           | -           | -           | -            | -         | 25 600    | 27 000    |
| 45 to 64 years  | 463      | 52        | 105         | 135         | 65          | 53          | 5           | 30          | 18          | -            | -         | 22 500    | 29 800    |
| 65 years and over   | 218      | 37        | 69          | 30          | 34          | 25          | 8           | 15          | -           | -            | -         | 23 200    | 26 900    |
| Median age  | 49.6     | 55.7      | 49.7        | 50.4        | 46.3        | 49.3        | 47.4        | 52.1        | 47.5        | -            | -         | ...       | ...       |
| <b>YEAR HOUSEHOLDER MOVED INTO UNIT</b>   |          |           |             |             |             |             |             |             |             |              |           |           |           |
| 1979 to March 1980  | 262      | 18        | 28          | 54          | 98          | 44          | 20          | -           | -           | -            | -         | 33 100    | 32 000    |
| 1975 to 1978  | 711      | 35        | 95          | 186         | 209         | 140         | 9           | 37          | -           | -            | -         | 31 600    | 32 300    |
| 1970 to 1974  | 848      | 22        | 193         | 198         | 169         | 153         | 55          | 58          | -           | -            | -         | 30 800    | 32 700    |
| 1960 to 1969  | 1 254    | 38        | 257         | 424         | 255         | 166         | 76          | 38          | -           | -            | -         | 27 700    | 30 300    |
| 1959 or earlier   | 530      | 102       | 121         | 105         | 66          | 64          | 19          | 35          | 18          | -            | -         | 22 300    | 29 000    |
| <b>ROOMS</b>  |          |           |             |             |             |             |             |             |             |              |           |           |           |
| 1 to 3 rooms  | 15       | -         | -           | 15          | -           | -           | -           | -           | -           | -            | -         | 26 900    | 27 100    |
| 4 rooms   | 51       | 8         | 7           | 27          | -           | -           | 9           | -           | -           | -            | -         | 21 800    | 24 500    |
| 5 rooms   | 208      | 15        | 66          | 52          | 43          | 12          | 20          | -           | -           | -            | -         | 21 400    | 26 500    |
| 6 rooms   | 1 045    | 83        | 232         | 316         | 209         | 143         | 36          | 8           | 18          | -            | -         | 26 500    | 28 900    |
| 7 rooms   | 823      | 54        | 150         | 185         | 230         | 147         | 12          | 45          | -           | -            | -         | 31 000    | 31 000    |
| 8 or more rooms   | 1 463    | 55        | 239         | 372         | 315         | 265         | 102         | 115         | -           | -            | -         | 32 300    | 33 900    |
| Median  | 7.1      | 6.5       | 6.8         | 6.9         | 7.1         | 7.4         | 7.9         | 8.3         | 6.0         | -            | -         | ...       | ...       |
| <b>BEDROOMS</b>   |          |           |             |             |             |             |             |             |             |              |           |           |           |
| None  | -        | -         | -           | -           | -           | -           | -           | -           | -           | -            | -         | -         | -         |
| 1   | 13       | -         | -           | 13          | -           | -           | -           | -           | -           | -            | -         | 22 000    | 24 100    |
| 2   | 315      | 46        | 57          | 97          | 65          | 25          | 16          | 9           | -           | -            | -         | 23 900    | 26 800    |
| 3   | 1 447    | 80        | 285         | 386         | 317         | 299         | 61          | 19          | -           | -            | -         | 29 100    | 30 400    |
| 4   | 1 077    | 52        | 203         | 241         | 276         | 159         | 18          | 110         | 18          | -            | -         | 31 400    | 33 700    |
| 5 or more   | 753      | 37        | 149         | 230         | 139         | 84          | 84          | 30          | -           | -            | -         | 27 000    | 31 100    |
| <b>YEAR STRUCTURE BUILT</b>   |          |           |             |             |             |             |             |             |             |              |           |           |           |
| 1975 to March 1980  | 14       | -         | 7           | 7           | -           | -           | -           | -           | -           | -            | -         | 20 000    | 20 000    |
| 1970 to 1974  | 8        | -         | -           | -           | 8           | -           | -           | -           | -           | -            | -         | 32 500    | 32 500    |
| 1960 to 1969  | 131      | -         | 15          | 20          | 66          | 20          | 10          | -           | -           | -            | -         | 33 600    | 34 000    |
| 1950 to 1959  | 373      | 15        | 46          | 72          | 151         | 51          | 18          | 20          | -           | -            | -         | 33 200    | 33 800    |
| 1940 to 1949  | 783      | 13        | 105         | 209         | 182         | 172         | 32          | 52          | 18          | -            | -         | 33 500    | 35 200    |
| 1939 or earlier   | 2 296    | 187       | 521         | 659         | 390         | 324         | 119         | 96          | -           | -            | -         | 26 100    | 29 300    |
| <b>HOUSEHOLD INCOME IN 1979</b>   |          |           |             |             |             |             |             |             |             |              |           |           |           |
| Less than \$5,000   | 382      | 40        | 102         | 117         | 27          | 58          | -           | 20          | 18          | -            | -         | 23 500    | 28 500    |
| \$5,000 to \$9,999  | 408      | 55        | 127         | 89          | 59          | 61          | 17          | -           | -           | -            | -         | 21 000    | 24 900    |
| \$10,000 to \$14,999  | 224      | 25        | 87          | 54          | 26          | 23          | -           | 9           | -           | -            | -         | 20 000    | 24 600    |
| \$15,000 to \$19,999  | 240      | 55        | 34          | 77          | 6           | 29          | 39          | -           | -           | -            | -         | 22 800    | 26 900    |
| \$20,000 to \$24,999  | 398      | 26        | 114         | 99          | 94          | 54          | 11          | -           | -           | -            | -         | 24 800    | 27 600    |
| \$25,000 to \$29,999  | 493      | 14        | 54          | 118         | 155         | 77          | 30          | 45          | -           | -            | -         | 35 100    | 35 700    |
| \$30,000 to \$34,999  | 778      | -         | 124         | 185         | 244         | 115         | 56          | 54          | -           | -            | -         | 33 300    | 34 700    |
| \$35,000 to \$49,999  | 435      | -         | 33          | 199         | 110         | 51          | 17          | 25          | -           | -            | -         | 29 000    | 32 400    |
| \$50,000 or more  | 247      | -         | 19          | 29          | 76          | 99          | 9           | 15          | -           | -            | -         | 39 900    | 39 300    |
| Median  | \$21 588 | \$11 250  | \$14 779    | \$21 627    | \$25 847    | \$23 598    | \$23 295    | \$27 500    | \$3 750     | -            | -         | ...       | ...       |
| Mean  | \$23 073 | \$10 808  | \$16 787    | \$22 762    | \$28 639    | \$26 795    | \$24 844    | \$27 643    | \$4 810     | -            | -         | ...       | ...       |
| <b>MORTGAGE STATUS AND SELECTED MONTHLY OWNER COSTS AS PERCENTAGE OF HOUSEHOLD INCOME IN 1979</b> |          |           |             |             |             |             |             |             |             |              |           |           |           |
| With a mortgage   | 2 718    | 77        | 471         | 739         | 709         | 482         | 113         | 127         | -           | -            | -         | 31 000    | 32 200    |
| Less than 15 percent  | 588      | -         | 49          | 228         | 161         | 118         | 17          | 15          | -           | -            | -         | 31 500    | 32 500    |
| 15 to 19 percent  | 415      | -         | 89          | 119         | 119         | 58          | 13          | 17          | -           | -            | -         | 30 000    | 31 900    |
| 20 to 24 percent  | 375      | 29        | 36          | 70          | 153         | 61          | 18          | 8           | -           | -            | -         | 32 700    | 32 000    |
| 25 to 29 percent  | 337      | 21        | 53          | 64          | 86          | 57          | 9           | 47          | -           | -            | -         | 33 200    | 35 400    |
| 30 to 34 percent  | 252      | 10        | 34          | 74          | 81          | 35          | 7           | 11          | -           | -            | -         | 30 800    | 31 200    |
| 35 percent or more  | 713      | 17        | 199         | 176         | 109         | 147         | 49          | 16          | -           | -            | -         | 28 000    | 30 800    |
| Not computed  | 38       | -         | 11          | 8           | -           | 6           | -           | 13          | -           | -            | -         | 33 800    | 37 200    |
| Median  | 24.5     | 27.3      | 30.4        | 21.3        | 22.4        | 25.1        | 29.7        | 26.8        | -           | -            | -         | ...       | ...       |
| Not mortgaged   | 887      | 138       | 223         | 228         | 88          | 85          | 66          | 41          | 18          | -            | -         | 22 500    | 28 100    |
| Less than 10 percent  | 119      | 4         | 45          | 8           | 22          | 15          | 9           | 16          | -           | -            | -         | 31 000    | 34 300    |
| 10 to 14 percent  | 255      | 43        | 33          | 89          | 28          | 17          | 20          | 25          | -           | -            | -         | 24 100    | 29 900    |
| 15 to 19 percent  | 104      | 31        | 25          | 17          | 13          | 9           | 9           | -           | -           | -            | -         | 18 900    | 22 500    |
| 20 to 24 percent  | 92       | 14        | 39          | 19          | 6           | 6           | 8           | -           | -           | -            | -         | 17 100    | 23 400    |
| 25 to 29 percent  | 30       | 9         | 15          | -           | -           | 6           | -           | -           | -           | -            | -         | 13 800    | 18 900    |
| 30 to 34 percent  | 21       | 6         | -           | 15          | -           | -           | -           | -           | -           | -            | -         | 21 400    | 18 200    |
| 35 percent or more  | 197      | 31        | 49          | 52          | 13          | 32          | 20          | -           | -           | -            | -         | 21 900    | 25 900    |
| Not computed  | 69       | -         | 17          | 28          | 6           | -           | -           | -           | 18          | -            | -         | 25 100    | 38 500    |
| Median  | 16.7     | 18.5      | 20.0        | 15.9        | 13.4        | 21.3        | 17.2        | 10.9        | -           | -            | -         | ...       | ...       |
| <b>SELECTED CHARACTERISTICS</b>   |          |           |             |             |             |             |             |             |             |              |           |           |           |
| Complete plumbing for exclusive use   | 3 587    | 215       | 694         | 949         | 797         | 567         | 179         | 168         | 18          | -            | -         | 29 000    | 31 200    |
| 1.01 or more persons per room   | 208      | 11        | 45          | 59          | 46          | 32          | 5           | 10          | -           | -            | -         | 26 500    | 29 300    |
| Lacking complete plumbing for exclusive use   | 18       | -         | -           | 18          | -           | -           | -           | -           | -           | -            | -         | 25 300    | 24 000    |
| 1.01 or more persons per room   | -        | -         | -           | -           | -           | -           | -           | -           | -           | -            | -         | -         | -         |
| Heating equipment   | 3 605    | 215       | 694         | 967         | 797         | 567         | 179         | 168         | 18          | -            | -         | 28 900    | 31 200    |
| Central heating system  | 3 335    | 169       | 668         | 889         | 755         | 516         | 168         | 152         | 18          | -            | -         | 29 100    | 31 200    |
| Air conditioning  | 2 229    | 92        | 300         | 528         | 544         | 473         | 152         | 122         | 18          | -            | -         | 33 600    | 34 700    |
| Central system  | 106      | 9         | 10          | 32          | 6           | 23          | 10          | 16          | -           | -            | -         | 36 700    | 38 400    |
| Income in 1979 below poverty level  | 590      | 59        | 173         | 136         | 82          | 85          | 17          | 20          | 18          | -            | -         | 22 800    | 27 900    |
| Percent below poverty level   | 16.4     | 27.4      | 24.9        | 14.1        | 10.3        | 15.0        | 9.5         | 11.9        | 100.0       | -            | -         | ...       | ...       |



Table E-26. Gross Rent of Renter-Occupied Housing Units With a Black Householder: 1980

[Data are estimates based on a sample, see Introduction. For meaning of symbols, see Introduction. For definitions of terms, see appendixes A and B]

| Newark city   | Total         | Less than \$100 | \$100 to \$149 | \$150 to \$199 | \$200 to \$249 | \$250 to \$299 | \$300 to \$349 | \$350 to \$399 | \$400 to \$499 | \$500 or more | No cash rent | Median (dollars) |
|---|---------------|-----------------|----------------|----------------|----------------|----------------|----------------|----------------|----------------|---------------|--------------|------------------|
| <b>Specified renter-occupied housing units</b> .....                      | <b>51 686</b> | <b>8 762</b>    | <b>5 265</b>   | <b>8 600</b>   | <b>12 073</b>  | <b>9 325</b>   | <b>4 316</b>   | <b>1 827</b>   | <b>893</b>     | <b>207</b>    | <b>418</b>   | <b>213</b>       |
| <b>HOUSEHOLD TYPE AND AGE OF HOUSEHOLDER</b>                              |               |                 |                |                |                |                |                |                |                |               |              |                  |
| <b>Married-couple families</b> .....                                      | <b>11 548</b> | <b>833</b>      | <b>833</b>     | <b>1 892</b>   | <b>2 740</b>   | <b>2 593</b>   | <b>1 505</b>   | <b>706</b>     | <b>230</b>     | <b>84</b>     | <b>132</b>   | <b>240</b>       |
| 15 to 24 years.....   | 657           | 71              | 37             | 148            | 102            | 197            | 33             | 43             | 14             | —             | 12           | 220              |
| 25 to 34 years.....   | 3 184         | 174             | 194            | 476            | 768            | 713            | 445            | 309            | 98             | —             | 7            | 249              |
| 35 to 44 years.....   | 2 762         | 128             | 133            | 406            | 624            | 690            | 560            | 128            | 58             | 27            | 8            | 256              |
| 45 to 64 years.....   | 3 557         | 220             | 201            | 641            | 936            | 771            | 439            | 181            | 55             | 49            | 64           | 238              |
| 65 years and over.....  | 1 388         | 240             | 268            | 221            | 310            | 222            | 28             | 45             | 5              | 8             | 41           | 191              |
| <b>Male householder, no wife present</b> .....                            | <b>9 616</b>  | <b>1 343</b>    | <b>1 624</b>   | <b>2 245</b>   | <b>2 390</b>   | <b>1 255</b>   | <b>476</b>     | <b>124</b>     | <b>62</b>      | <b>11</b>     | <b>86</b>    | <b>192</b>       |
| 15 to 24 years.....   | 864           | 122             | 165            | 213            | 249            | 83             | 18             | —              | 14             | —             | —            | 187              |
| 25 to 34 years.....   | 2 030         | 70              | 250            | 451            | 627            | 380            | 194            | 37             | 10             | 11            | —            | 219              |
| 35 to 44 years.....   | 2 234         | 120             | 372            | 583            | 642            | 276            | 145            | 56             | 20             | —             | 20           | 203              |
| 45 to 64 years.....   | 3 230         | 544             | 554            | 762            | 761            | 430            | 93             | 31             | 18             | —             | 37           | 185              |
| 65 years and over.....  | 1 258         | 487             | 283            | 236            | 111            | 86             | 26             | —              | —              | —             | 29           | 118              |
| <b>Female householder, no husband present</b> .....                       | <b>30 522</b> | <b>6 586</b>    | <b>2 808</b>   | <b>4 463</b>   | <b>6 943</b>   | <b>5 477</b>   | <b>2 335</b>   | <b>997</b>     | <b>601</b>     | <b>112</b>    | <b>200</b>   | <b>211</b>       |
| 15 to 24 years.....   | 3 989         | 941             | 240            | 636            | 1 071          | 686            | 234            | 102            | 65             | 7             | 7            | 209              |
| 25 to 34 years.....   | 8 491         | 1 228           | 541            | 1 241          | 2 463          | 1 696          | 796            | 289            | 174            | 16            | 47           | 228              |
| 35 to 44 years.....   | 6 361         | 769             | 554            | 704            | 1 460          | 1 592          | 707            | 329            | 208            | 29            | 9            | 241              |
| 45 to 64 years.....   | 7 742         | 1 603           | 868            | 1 362          | 1 607          | 1 264          | 530            | 237            | 142            | 60            | 69           | 200              |
| 65 years and over.....  | 3 939         | 2 045           | 605            | 520            | 342            | 239            | 68             | 40             | 12             | —             | 68           | 92               |
| Median age.....   | 40.3          | 53.4            | 46.6           | 41.7           | 37.5           | 38.0           | 37.6           | 37.1           | 37.1           | 46.5          | 55.5         | ....             |
| <b>YEAR HOUSEHOLDER MOVED INTO UNIT</b>                                   |               |                 |                |                |                |                |                |                |                |               |              |                  |
| 1979 to March 1980.....   | 12 533        | 1 371           | 1 042          | 1 953          | 3 034          | 2 762          | 1 290          | 657            | 302            | 57            | 65           | 231              |
| 1975 to 1978.....   | 19 065        | 3 089           | 1 725          | 2 728          | 4 643          | 3 703          | 1 933          | 741            | 302            | 77            | 124          | 223              |
| 1970 to 1974.....   | 9 691         | 2 018           | 947            | 1 674          | 2 250          | 1 547          | 674            | 283            | 159            | 58            | 81           | 205              |
| 1960 to 1969.....   | 7 634         | 1 688           | 916            | 1 726          | 1 711          | 1 031          | 314            | 127            | 60             | 6             | 55           | 183              |
| 1959 or earlier.....  | 2 763         | 596             | 635            | 519            | 435            | 282            | 105            | 19             | 70             | 9             | 93           | 161              |
| <b>ROOMS</b>  |               |                 |                |                |                |                |                |                |                |               |              |                  |
| 1 room.....   | 2 295         | 798             | 487            | 395            | 557            | 38             | 11             | 9              | —              | —             | —            | 142              |
| 2 rooms.....  | 2 906         | 730             | 675            | 649            | 590            | 174            | 42             | —              | 14             | 6             | 26           | 155              |
| 3 rooms.....  | 12 605        | 2 670           | 1 725          | 2 965          | 3 171          | 1 486          | 335            | 151            | 27             | —             | 75           | 184              |
| 4 rooms.....  | 14 329        | 2 994           | 1 218          | 2 494          | 3 878          | 2 437          | 899            | 253            | 90             | —             | 66           | 206              |
| 5 rooms.....  | 13 362        | 1 365           | 886            | 1 641          | 2 839          | 3 538          | 1 870          | 780            | 322            | 24            | 97           | 249              |
| 6 rooms.....  | 4 582         | 183             | 234            | 356            | 834            | 1 310          | 850            | 399            | 232            | 81            | 103          | 273              |
| 7 or more rooms.....  | 1 607         | 22              | 40             | 100            | 204            | 342            | 309            | 235            | 208            | 96            | 51           | 311              |
| Median.....   | 4.1           | 3.6             | 3.4            | 3.6            | 3.9            | 4.6            | 5.0            | 5.1            | 5.5            | 6.4           | 4.9          | ....             |
| <b>PLUMBING FACILITIES BY PERSONS PER ROOM AND POVERTY STATUS IN 1979</b> |               |                 |                |                |                |                |                |                |                |               |              |                  |
| All income levels in 1979.....  |               |                 |                |                |                |                |                |                |                |               |              |                  |
| Complete plumbing for exclusive use.....                                  | 51 686        | 8 762           | 5 265          | 8 600          | 12 073         | 9 325          | 4 316          | 1 827          | 893            | 207           | 418          | 213              |
| 0.50 or less.....   | 49 251        | 8 422           | 4 625          | 8 190          | 11 618         | 9 060          | 4 163          | 1 717          | 871            | 196           | 389          | 215              |
| 0.51 to 1.00.....   | 20 838        | 4 242           | 2 497          | 4 077          | 4 852          | 3 158          | 1 105          | 377            | 211            | 37            | 282          | 194              |
| 1.01 to 1.50.....   | 22 151        | 3 300           | 1 717          | 3 238          | 5 300          | 4 607          | 2 328          | 1 013          | 444            | 116           | 88           | 228              |
| 1.51 or more.....   | 4 714         | 676             | 327            | 600            | 1 015          | 1 034          | 546            | 287            | 174            | 36            | 19           | 239              |
| Lacking complete plumbing for exclusive use.....                          | 1 548         | 204             | 84             | 275            | 451            | 261            | 184            | 40             | 42             | 7             | —            | 228              |
| 0.50 or less.....   | 2 435         | 340             | 640            | 410            | 455            | 265            | 153            | 110            | 22             | 11            | 29           | 183              |
| 0.51 to 1.00.....   | 599           | 117             | 147            | 92             | 137            | 47             | 28             | 22             | —              | —             | 9            | 167              |
| 1.01 to 1.50.....   | 1 391         | 187             | 400            | 192            | 225            | 176            | 91             | 69             | 22             | 11            | 20           | 169              |
| 1.51 or more.....   | 297           | 8               | 60             | 86             | 67             | 33             | 34             | 9              | —              | —             | —            | 198              |
| Income in 1979 below poverty level.....                                   | 21 760        | 5 927           | 2 323          | 3 268          | 4 380          | 3 244          | 1 610          | 516            | 277            | 62            | 153          | 190              |
| Complete plumbing for exclusive use.....                                  | 20 451        | 5 712           | 1 952          | 3 066          | 4 118          | 3 146          | 1 556          | 447            | 266            | 51            | 137          | 192              |
| 1.01 or more persons per room.....  | 3 349         | 613             | 243            | 387            | 724            | 674            | 430            | 138            | 103            | 27            | 10           | 233              |
| Lacking complete plumbing for exclusive use.....                          | 1 309         | 215             | 371            | 202            | 262            | 98             | 54             | 69             | 11             | 11            | 16           | 169              |
| 1.01 or more persons per room.....  | 312           | 13              | 73             | 83             | 62             | 34             | 26             | 21             | —              | —             | —            | 195              |
| <b>BEDROOMS</b>   |               |                 |                |                |                |                |                |                |                |               |              |                  |
| None.....   | 2 551         | 893             | 547            | 454            | 599            | 38             | 11             | 9              | —              | —             | —            | 142              |
| 1.....  | 16 061        | 3 309           | 2 400          | 3 646          | 3 957          | 1 982          | 402            | 176            | 53             | 6             | 130          | 183              |
| 2.....  | 19 003        | 3 251           | 1 298          | 2 928          | 5 029          | 3 898          | 1 642          | 561            | 240            | 17            | 139          | 221              |
| 3.....  | 11 526        | 1 145           | 829            | 1 328          | 2 200          | 2 776          | 1 876          | 829            | 366            | 71            | 106          | 254              |
| 4.....  | 1 952         | 148             | 159            | 185            | 238            | 546            | 320            | 138            | 136            | 59            | 23           | 269              |
| 5 or more.....  | 593           | 16              | 32             | 59             | 50             | 85             | 65             | 114            | 98             | 54            | 20           | 334              |
| <b>UNITS IN STRUCTURE</b>   |               |                 |                |                |                |                |                |                |                |               |              |                  |
| 1, detached or attached.....  | 1 125         | 29              | 50             | 166            | 113            | 140            | 77             | 150            | 203            | 116           | 81           | 316              |
| 2.....  | 4 879         | 27              | 254            | 587            | 1 122          | 1 259          | 956            | 392            | 190            | 21            | 71           | 266              |
| 3 and 4.....  | 14 561        | 185             | 693            | 2 178          | 4 137          | 4 068          | 2 062          | 737            | 364            | 39            | 98           | 250              |
| 5 to 9.....   | 7 031         | 1 141           | 815            | 1 512          | 1 814          | 1 195          | 347            | 137            | 24             | 19            | 27           | 201              |
| 10 to 49.....   | 9 077         | 1 351           | 1 313          | 1 905          | 2 562          | 1 285          | 337            | 127            | 70             | 6             | 121          | 198              |
| 50 or more.....   | 14 940        | 6 010           | 2 130          | 2 245          | 2 315          | 1 351          | 537            | 284            | 42             | 6             | 20           | 135              |
| Mobile home or trailer, etc.....  | 73            | 19              | 10             | 7              | 10             | 27             | —              | —              | —              | —             | —            | 226              |
| <b>YEAR STRUCTURE BUILT</b>   |               |                 |                |                |                |                |                |                |                |               |              |                  |
| 1975 to March 1980.....   | 2 701         | 782             | 418            | 352            | 486            | 373            | 167            | 100            | 23             | —             | —            | 166              |
| 1970 to 1974.....   | 2 039         | 437             | 141            | 214            | 501            | 387            | 221            | 99             | 15             | 6             | 18           | 230              |
| 1960 to 1969.....   | 7 369         | 2 117           | 808            | 1 287          | 1 516          | 1 017          | 373            | 170            | 71             | 10            | —            | 182              |
| 1950 to 1959.....   | 10 321        | 2 787           | 1 127          | 1 618          | 2 178          | 1 477          | 674            | 223            | 159            | 16            | 62           | 190              |
| 1940 to 1949.....   | 11 061        | 1 378           | 859            | 1 932          | 2 758          | 2 212          | 1 029          | 437            | 264            | 77            | 115          | 226              |
| 1939 or earlier.....  | 18 195        | 1 261           | 1 912          | 3 197          | 4 634          | 3 859          | 1 852          | 798            | 361            | 98            | 223          | 230              |
| <b>STORIES IN STRUCTURE</b>   |               |                 |                |                |                |                |                |                |                |               |              |                  |
| 1 to 3.....   | 30 966        | 1 819           | 2 184          | 5 196          | 8 038          | 7 154          | 3 724          | 1 517          | 808            | 201           | 325          | 239              |
| 4 or more.....  | 20 720        | 6 943           | 3 081          | 3 404          | 4 035          | 2 171          | 592            | 310            | 85             | 6             | 93           | 155              |
| With elevator.....  | 16 730        | 6 590           | 2 164          | 2 444          | 2 916          | 1 632          | 524            | 287            | 85             | 6             | 82           | 142              |
| <b>GROSS RENT AS PERCENTAGE OF HOUSEHOLD INCOME IN 1979</b>               |               |                 |                |                |                |                |                |                |                |               |              |                  |
| Less than 15 percent.....   | 9 444         | 2 613           | 1 292          | 1 856          | 1 900          | 1 044          | 512            | 185            | 25             | 17            | ....         | 170              |
| 15 to 19 percent.....   | 7 429         | 1 791           | 800            | 1 183          | 1 669          | 1 209          | 492            | 187            | 64             | 34            | ....         | 198              |
| 20 to 24 percent.....   | 6 131         | 1 591           | 456            | 799            | 1 373          | 1 129          | 493            | 209            | 72             | 9             | ....         | 208              |
| 25 to 29 percent.....   | 4 526         | 879             | 406            | 757            | 1 029          | 714            | 442            | 129            | 159            | 11            | ....         | 212              |
| 30 to 34 percent.....   | 3 248         | 401             | 374            | 491            | 728            | 815            | 221            | 160            | 51             | 7             | ....         | 223              |
| 35 to 49 percent.....   | 5 831         | 454             | 667            | 960            | 1 366          | 1 251          | 699            | 287            | 131            | 16            | ....         | 233              |
| 50 percent or more.....   | 12 899        | 566             | 1 023          | 2 273          | 3 595          | 2 984          | 1 331          | 670            | 344            | 113           | ....         | 238              |
| Not computed.....   | 2 178         | 467             | 247            | 281            | 413            | 179            | 126            | —              | 47             | —             | 418          | 180              |
| Median.....   | 26.9          | 19.3            | 24.6           | 27.1           | 29.3           | 32.9           | 37.5           | 46.5           | 38.8           | 50+           | ....         | ....             |
| <b>SELECTED CHARACTERISTICS</b>   |               |                 |                |                |                |                |                |                |                |               |              |                  |
| Heating equipment.....  | 51 495        | 8 755           | 5 232          | 8 574          | 12 033         | 9 276          | 4 286          | 1 821          | 893            | 207           | 418          | 213              |
| Central heating system.....   | 47 250        | 8 291           | 4 654          | 7 794          | 11 046         | 8 528          | 3 839          | 1 619          | 746            | 189           | 344          | 212              |
| Air conditioning.....   | 12 864        | 1 341           | 913            | 1 921          | 3 352          | 2 770          | 1 387          | 719            | 226            | 86            | 149          | 235              |
| Central system.....   | 3 189         | 622             | 218            | 394            | 929            | 559            | 300            | 124            | 22             | —             | 21           | 219              |

Table E-27. Income and Poverty Status in 1979 of Owner-Occupied Housing Units With a Black Householder: 1980

(Data are estimates based on a sample, see Introduction. For meaning of symbols, see Introduction. For definitions of terms, see appendixes A and B)

| Newark city   | Household income in 1979 |                   |                    |                      |                      |                      |                      |                      |                      |                  |                  | Income in 1979 below poverty level |                |
|---|--------------------------|-------------------|--------------------|----------------------|----------------------|----------------------|----------------------|----------------------|----------------------|------------------|------------------|------------------------------------|----------------|
|   | Total                    | Less than \$5,000 | \$5,000 to \$9,999 | \$10,000 to \$12,499 | \$12,500 to \$14,999 | \$15,000 to \$19,999 | \$20,000 to \$24,999 | \$25,000 to \$34,999 | \$35,000 to \$49,999 | \$50,000 or more | Median (dollars) |                                    | Mean (dollars) |
| Owner-occupied housing units  | 10 908                   | 1 195             | 1 540              | 775                  | 882                  | 1 543                | 1 457                | 2 078                | 980                  | 458              | 18 262           | 20 525                             | 1 579          |
| <b>HOUSEHOLD TYPE AND AGE OF HOUSEHOLDER</b>  |                          |                   |                    |                      |                      |                      |                      |                      |                      |                  |                  |                                    |                |
| <b>Married-couple families</b>  | 6 347                    | 337               | 644                | 229                  | 452                  | 1 015                | 995                  | 1 576                | 739                  | 360              | 22 575           | 24 182                             | 549            |
| 15 to 24 years  | 11                       | —                 | —                  | —                    | 11                   | —                    | —                    | —                    | —                    | —                | 13 750           | 13 195                             | —              |
| 25 to 34 years  | 513                      | 28                | 17                 | —                    | 27                   | 100                  | 100                  | 192                  | 26                   | 23               | 24 158           | 24 788                             | 33             |
| 35 to 44 years  | 1 545                    | 52                | 98                 | 66                   | 66                   | 220                  | 303                  | 408                  | 249                  | 83               | 24 566           | 26 249                             | 159            |
| 45 to 64 years  | 3 414                    | 189               | 301                | 110                  | 218                  | 575                  | 478                  | 904                  | 405                  | 234              | 22 960           | 25 004                             | 290            |
| 65 years and over   | 864                      | 68                | 228                | 53                   | 130                  | 120                  | 114                  | 72                   | 59                   | 20               | 14 096           | 17 016                             | 67             |
| <b>Male householder, no wife present</b>  | 1 248                    | 161               | 187                | 128                  | 85                   | 162                  | 174                  | 224                  | 99                   | 28               | 16 240           | 18 386                             | 171            |
| 15 to 24 years  | 58                       | 6                 | 18                 | 8                    | 19                   | —                    | —                    | 7                    | —                    | —                | 11 563           | 12 022                             | 6              |
| 25 to 34 years  | 131                      | 12                | 25                 | 17                   | 5                    | 22                   | 6                    | 34                   | 10                   | —                | 16 625           | 17 417                             | 12             |
| 35 to 44 years  | 164                      | —                 | 4                  | 13                   | —                    | 15                   | 46                   | 59                   | 22                   | 5                | 25 625           | 25 848                             | —              |
| 45 to 64 years  | 652                      | 66                | 78                 | 62                   | 44                   | 108                  | 112                  | 114                  | 45                   | 23               | 17 235           | 19 595                             | 75             |
| 65 years and over   | 243                      | 77                | 62                 | 28                   | 17                   | 17                   | 10                   | 10                   | 22                   | —                | 7 418            | 12 148                             | 78             |
| <b>Female householder, no husband present</b>   | 3 113                    | 697               | 709                | 418                  | 345                  | 366                  | 288                  | 278                  | 142                  | 70               | 11 498           | 14 326                             | 859            |
| 15 to 24 years  | 63                       | 26                | 7                  | 8                    | —                    | —                    | 7                    | 7                    | —                    | 8                | 6 964            | 17 883                             | 33             |
| 25 to 34 years  | 221                      | 37                | 47                 | 35                   | 15                   | 27                   | 39                   | 15                   | 6                    | —                | 11 893           | 13 987                             | 37             |
| 35 to 44 years  | 750                      | 76                | 170                | 74                   | 99                   | 150                  | 43                   | 103                  | 16                   | 19               | 13 889           | 16 149                             | 240            |
| 45 to 64 years  | 1 485                    | 215               | 290                | 197                  | 190                  | 158                  | 183                  | 120                  | 89                   | 43               | 13 033           | 16 146                             | 264            |
| 65 years and over   | 794                      | 343               | 195                | 104                  | 41                   | 31                   | 16                   | 33                   | 31                   | —                | 6 436            | 9 012                              | 285            |
| Median age  | 51.6                     | 61.4              | 58.2               | 55.5                 | 53.9                 | 50.7                 | 48.4                 | 48.0                 | 49.1                 | 51.7             | ...              | ...                                | 54.5           |
| <b>YEAR HOUSEHOLDER MOVED INTO UNIT</b>   |                          |                   |                    |                      |                      |                      |                      |                      |                      |                  |                  |                                    |                |
| 1979 to March 1980  | 842                      | 89                | 125                | 60                   | 63                   | 118                  | 123                  | 147                  | 77                   | 40               | 18 482           | 20 371                             | 119            |
| 1975 to 1978  | 1 896                    | 211               | 199                | 132                  | 111                  | 226                  | 266                  | 544                  | 151                  | 56               | 21 173           | 21 559                             | 343            |
| 1970 to 1974  | 2 189                    | 186               | 279                | 157                  | 157                  | 295                  | 367                  | 442                  | 217                  | 89               | 20 266           | 21 666                             | 293            |
| 1960 to 1969  | 4 067                    | 351               | 550                | 262                  | 321                  | 651                  | 511                  | 758                  | 436                  | 227              | 19 176           | 21 708                             | 442            |
| 1959 or earlier   | 1 914                    | 358               | 387                | 164                  | 230                  | 253                  | 190                  | 187                  | 99                   | 46               | 13 022           | 15 751                             | 382            |
| <b>SELECTED CHARACTERISTICS</b>   |                          |                   |                    |                      |                      |                      |                      |                      |                      |                  |                  |                                    |                |
| <b>Complete plumbing for exclusive use</b>  | 10 604                   | 1 147             | 1 489              | 759                  | 859                  | 1 515                | 1 386                | 2 026                | 971                  | 452              | 18 288           | 20 621                             | 1 529          |
| 1.01 or more persons per room   | 903                      | 53                | 53                 | 97                   | 98                   | 107                  | 137                  | 197                  | 91                   | 70               | 21 295           | 23 734                             | 173            |
| Lacking complete plumbing for exclusive use   | 304                      | 48                | 51                 | 16                   | 23                   | 28                   | 71                   | 52                   | 9                    | 6                | 16 944           | 17 188                             | 50             |
| 1.01 or more persons per room   | 53                       | 7                 | —                  | 8                    | 5                    | —                    | —                    | 18                   | 9                    | 6                | 27 604           | 25 843                             | 7              |
| <b>Heating equipment</b>  | 10 904                   | 1 191             | 1 540              | 775                  | 882                  | 1 543                | 1 457                | 2 078                | 980                  | 458              | 18 270           | 20 532                             | 1 575          |
| Central heating system  | 9 894                    | 1 072             | 1 395              | 711                  | 752                  | 1 431                | 1 305                | 1 882                | 896                  | 450              | 18 453           | 20 739                             | 1 390          |
| <b>Air conditioning</b>   | 6 083                    | 507               | 646                | 299                  | 430                  | 888                  | 907                  | 1 385                | 686                  | 335              | 21 608           | 23 015                             | 724            |
| Central system  | 405                      | 36                | 42                 | 19                   | 19                   | 83                   | 37                   | 81                   | 46                   | 42               | 20 398           | 25 138                             | 51             |
| <b>Vehicles available</b>   | 8 826                    | 558               | 1 096              | 523                  | 636                  | 1 345                | 1 331                | 1 979                | 918                  | 440              | 20 999           | 22 641                             | 871            |
| 1   | 4 628                    | 381               | 784                | 401                  | 407                  | 810                  | 676                  | 811                  | 284                  | 74               | 16 705           | 18 454                             | 629            |
| 2 or more   | 4 198                    | 177               | 312                | 122                  | 229                  | 535                  | 655                  | 1 168                | 634                  | 366              | 25 562           | 27 256                             | 242            |
| <b>House heating fuel</b>   | 10 904                   | 1 191             | 1 540              | 775                  | 882                  | 1 543                | 1 457                | 2 078                | 980                  | 458              | 18 270           | 20 532                             | 1 575          |
| Utility gas   | 3 087                    | 393               | 374                | 178                  | 276                  | 370                  | 415                  | 714                  | 253                  | 114              | 19 333           | 20 839                             | 471            |
| Bottled, tank, or LP gas  | 95                       | 20                | 11                 | —                    | 17                   | 4                    | 17                   | 20                   | 6                    | —                | 14 926           | 17 720                             | 19             |
| Electricity   | 159                      | 52                | 11                 | 25                   | 10                   | 17                   | 7                    | 7                    | 21                   | 9                | 11 650           | 15 638                             | 63             |
| Fuel oil, kerosene, etc.  | 7 443                    | 716               | 1 118              | 559                  | 563                  | 1 122                | 1 010                | 1 330                | 690                  | 335              | 18 177           | 20 627                             | 994            |
| Other   | 120                      | 10                | 26                 | 13                   | 16                   | 30                   | 8                    | 7                    | 10                   | —                | 14 219           | 15 426                             | 28             |
| Median rooms  | 5.9                      | 5.5               | 5.6                | 5.4                  | 5.5                  | 5.6                  | 6.1                  | 6.3                  | 6.4                  | 7.0              | ...              | ...                                | 5.8            |
| Specified owner-occupied housing units  | 3 605                    | 382               | 408                | 224                  | 240                  | 398                  | 493                  | 778                  | 435                  | 247              | 21 588           | 23 073                             | 590            |
| <b>MORTGAGE STATUS AND SELECTED MONTHLY OWNER COSTS</b>   |                          |                   |                    |                      |                      |                      |                      |                      |                      |                  |                  |                                    |                |
| <b>With a mortgage</b>  | 2 718                    | 169               | 294                | 157                  | 160                  | 315                  | 391                  | 707                  | 332                  | 193              | 23 329           | 24 562                             | 370            |
| Less than \$200   | 103                      | 8                 | 22                 | 23                   | —                    | —                    | —                    | 20                   | 10                   | —                | 12 337           | 17 853                             | 18             |
| \$200 to \$249  | 143                      | 18                | 43                 | —                    | 14                   | —                    | —                    | 20                   | 25                   | 23               | 14 375           | 18 357                             | 35             |
| \$250 to \$299  | 124                      | 5                 | 37                 | —                    | 5                    | 9                    | —                    | 35                   | 27                   | —                | 21 364           | 18 351                             | 33             |
| \$300 to \$349  | 284                      | 29                | 59                 | 7                    | 32                   | 56                   | 28                   | 6                    | 55                   | 12               | 15 798           | 20 049                             | 62             |
| \$350 to \$399  | 357                      | 15                | 13                 | 30                   | 17                   | 81                   | 42                   | 57                   | 82                   | 20               | 23 375           | 26 238                             | 25             |
| \$400 to \$499  | 815                      | 52                | 81                 | 32                   | 57                   | 73                   | 98                   | 258                  | 75                   | 89               | 25 412           | 25 774                             | 129            |
| \$500 to \$599  | 555                      | 22                | 20                 | 50                   | 18                   | 70                   | 88                   | 180                  | 52                   | 55               | 24 929           | 27 870                             | 42             |
| \$600 to \$749  | 256                      | 13                | 19                 | 9                    | 6                    | 26                   | 49                   | 108                  | 19                   | 7                | 26 000           | 24 351                             | 19             |
| \$750 or more   | 81                       | 7                 | —                  | 6                    | 11                   | —                    | 11                   | 26                   | 10                   | 10               | 27 292           | 27 801                             | 7              |
| Median  | \$450                    | \$426             | \$338              | \$463                | \$422                | \$418                | \$462                | \$483                | \$394                | \$483            | ...              | ...                                | \$410          |
| <b>Not mortgaged</b>  | 887                      | 213               | 114                | 67                   | 80                   | 83                   | 102                  | 71                   | 103                  | 54               | 14 047           | 18 511                             | 220            |
| Less than \$50  | 38                       | 33                | —                  | —                    | —                    | —                    | —                    | 5                    | —                    | —                | 3 704            | 8 021                              | 33             |
| \$50 to \$74  | —                        | —                 | —                  | —                    | —                    | —                    | —                    | —                    | —                    | —                | —                | —                                  | —              |
| \$75 to \$99  | 34                       | 10                | 15                 | —                    | —                    | 9                    | —                    | —                    | —                    | —                | 6 167            | 7 279                              | 10             |
| \$100 to \$124  | 59                       | 7                 | 29                 | 6                    | 6                    | 4                    | —                    | —                    | 7                    | —                | 7 446            | 11 264                             | 35             |
| \$125 to \$149  | 54                       | 23                | 8                  | —                    | 5                    | 6                    | —                    | —                    | —                    | 12               | 8 750            | 17 400                             | 23             |
| \$150 to \$199  | 194                      | 64                | —                  | 46                   | 17                   | 19                   | 34                   | 4                    | 10                   | —                | 11 793           | 12 591                             | 45             |
| \$200 to \$249  | 124                      | 17                | 35                 | —                    | 42                   | 8                    | —                    | 7                    | 8                    | 7                | 13 095           | 15 214                             | 15             |
| \$250 or more   | 384                      | 59                | 27                 | 15                   | 10                   | 37                   | 68                   | 55                   | 78                   | 35               | 23 605           | 25 870                             | 59             |
| Median  | \$226                    | \$176             | \$207              | \$180                | \$214                | \$222                | \$250+               | \$250+               | \$250+               | \$250+           | ...              | ...                                | \$160          |
| <b>MORTGAGE STATUS AND SELECTED MONTHLY OWNER COSTS AS PERCENTAGE OF HOUSEHOLD INCOME IN 1979</b> |                          |                   |                    |                      |                      |                      |                      |                      |                      |                  |                  |                                    |                |
| <b>With a mortgage</b>  | 2 718                    | 169               | 294                | 157                  | 160                  | 315                  | 391                  | 707                  | 332                  | 193              | 23 329           | 24 562                             | 370            |
| Less than 15 percent  | 588                      | —                 | —                  | —                    | —                    | —                    | 56                   | 109                  | 230                  | 193              | 41 120           | 44 223                             | 7              |
| 15 to 19 percent  | 415                      | —                 | —                  | 13                   | —                    | 9                    | 66                   | 246                  | 81                   | —                | 31 085           | 29 903                             | —              |
| 20 to 24 percent  | 375                      | —                 | —                  | 10                   | 14                   | 61                   | 68                   | 201                  | 21                   | —                | 25 969           | 25 117                             | 24             |
| 25 to 29 percent  | 337                      | —                 | —                  | —                    | 33                   | 94                   | 104                  | 106                  | —                    | —                | 22 117           | 22 448                             | —              |
| 30 to 34 percent  | 252                      | —                 | 36                 | 7                    | 32                   | 74                   | 64                   | 39                   | —                    | —                | 18 827           | 18 420                             | 10             |
| 35 percent or more  | 713                      | 131               | 258                | 127                  | 81                   | 77                   | 33                   | 6                    | —                    | —                | 9 066            | 9 548                              | 291            |
| Not computed  | 38                       | 38                | —                  | —                    | —                    | —                    | —                    | —                    | —                    | —                | 2500—            | -2 266                             | 38             |
| Median  | 24.5                     | 50+               | 50+                | 49.4                 | 35.5                 | 29.7                 | 25.3                 | 20.0                 | 12.5                 | 10—              | ...              | ...                                | 50+            |
| <b>Not mortgaged</b>  | 887                      | 213               | 114                | 67                   | 80                   | 83                   | 102                  | 71                   | 103                  | 54               | 14 047           | 18 511                             | 220            |
| Less than 10 percent  | 119                      | —                 | —                  | —                    | —                    | 13                   | 16                   | 11                   | 25                   | 54               | 38 661           | 43 522                             | —              |
| 10 to 14 percent  | 255                      | 9                 | —                  | —                    | 28                   | 33                   | 52                   | 55                   | 78                   | —                | 26 146           | 27 664                             | 15             |
| 15 to 19 percent  | 104                      | —                 | 29                 | 32                   | —                    | 9                    | 34                   | —                    | —                    | —                | 11 797           | 14 246                             | 6              |
| 20 to 24 percent  | 92                       | —                 | 7                  | 20                   | 42                   | 23                   | —                    | —                    | —                    | —                | 13 631           | 13 000                             | —              |
| 25 to 29 percent  | 30                       | —                 | 30                 | —                    | —                    | —                    | —                    | —                    | —                    | —                | 7 344            | 7 061                              | 16             |
| 30 to 34 percent  | 21                       | —                 | 6                  | 15                   | —                    | —                    | —                    | —                    | —                    | —                | 10 750           | 9 850                              | —              |
| 35 percent or more  | 197                      | 140               | 42                 | —                    | 10                   | 5                    | —                    | —                    | —                    | —                | 3 428            | 4 196                              | 119            |
| Not computed  | 69                       | 64                | —                  | —                    | —                    | —                    | —                    | —                    | —                    | —                | 2500—            | 3 817                              | 64             |
| Median  | 16.7                     | 50+               | 28.5               | 20.4                 | 21.4                 | 14.3                 | 13.4                 | 12.0                 | 11.7                 | 10—              | ...              | ...                                | 50+            |



Table E—28. Income and Poverty Status in 1979 of Renter-Occupied Housing Units With a Black Householder: 1980

[Data are estimates based on a sample, see Introduction. For meaning of symbols, see Introduction. For definitions of terms, see appendixes A and B.]

| Newark city   | Household income in 1979 |                   |                    |                      |                      |                      |                      |                      |                      |                  |                  | Income in 1979 below poverty level |                |
|---|--------------------------|-------------------|--------------------|----------------------|----------------------|----------------------|----------------------|----------------------|----------------------|------------------|------------------|------------------------------------|----------------|
|   | Total                    | Less than \$5,000 | \$5,000 to \$9,999 | \$10,000 to \$12,499 | \$12,500 to \$14,999 | \$15,000 to \$19,999 | \$20,000 to \$24,999 | \$25,000 to \$34,999 | \$35,000 to \$49,999 | \$50,000 or more | Median (dollars) |                                    | Mean (dollars) |
| Renter-occupied housing units -----                         | 51 869                   | 18 722            | 12 744             | 4 939                | 3 694                | 5 255                | 2 968                | 2 582                | 752                  | 213              | 7 664            | 10 021                             | 21 850         |
| <b>HOUSEHOLD TYPE AND AGE OF HOUSEHOLDER</b>                |                          |                   |                    |                      |                      |                      |                      |                      |                      |                  |                  |                                    |                |
| <b>Married-couple families -----</b>                        | <b>11 631</b>            | <b>1 281</b>      | <b>2 468</b>       | <b>1 271</b>         | <b>1 042</b>         | <b>1 919</b>         | <b>1 577</b>         | <b>1 523</b>         | <b>453</b>           | <b>97</b>        | <b>14 409</b>    | <b>16 022</b>                      | <b>2 058</b>   |
| 15 to 24 years -----  | 657                      | 125               | 207                | 63                   | 96                   | 70                   | 44                   | 52                   | —                    | —                | 9 910            | 11 539                             | 186            |
| 25 to 34 years -----  | 3 217                    | 245               | 688                | 404                  | 344                  | 602                  | 422                  | 397                  | 107                  | 8                | 14 473           | 15 799                             | 527            |
| 35 to 44 years -----  | 2 787                    | 183               | 364                | 240                  | 229                  | 540                  | 601                  | 489                  | 106                  | 35               | 18 706           | 18 859                             | 421            |
| 45 to 64 years -----  | 3 582                    | 503               | 634                | 380                  | 273                  | 566                  | 465                  | 511                  | 196                  | 54               | 15 009           | 16 659                             | 682            |
| 65 years and over -----                                     | 1 388                    | 225               | 575                | 184                  | 100                  | 141                  | 45                   | 74                   | 44                   | —                | 8 877            | 11 316                             | 242            |
| <b>Male householder, no wife present -----</b>              | <b>9 616</b>             | <b>3 357</b>      | <b>2 066</b>       | <b>1 112</b>         | <b>656</b>           | <b>1 357</b>         | <b>467</b>           | <b>428</b>           | <b>146</b>           | <b>27</b>        | <b>8 412</b>     | <b>10 175</b>                      | <b>2 991</b>   |
| 15 to 24 years -----  | 864                      | 375               | 200                | 134                  | 38                   | 87                   | 30                   | 70                   | —                    | —                | 6 657            | 7 417                              | 392            |
| 25 to 34 years -----  | 2 030                    | 451               | 437                | 358                  | 158                  | 423                  | 104                  | 70                   | 11                   | 18               | 10 887           | 11 645                             | 446            |
| 35 to 44 years -----  | 2 234                    | 557               | 408                | 266                  | 196                  | 422                  | 145                  | 194                  | 46                   | —                | 11 939           | 12 379                             | 514            |
| 45 to 64 years -----  | 3 230                    | 1 197             | 661                | 365                  | 170                  | 411                  | 164                  | 164                  | 89                   | 9                | 7 560            | 10 366                             | 1 154          |
| 65 years and over -----                                     | 1 258                    | 777               | 360                | 59                   | 24                   | 14                   | 24                   | —                    | —                    | —                | 4 379            | 5 290                              | 485            |
| <b>Female householder, no husband present -----</b>         | <b>30 622</b>            | <b>14 084</b>     | <b>8 210</b>       | <b>2 556</b>         | <b>1 996</b>         | <b>1 979</b>         | <b>924</b>           | <b>631</b>           | <b>153</b>           | <b>89</b>        | <b>5 682</b>     | <b>7 693</b>                       | <b>16 801</b>  |
| 15 to 24 years -----  | 3 997                    | 2 536             | 927                | 157                  | 142                  | 120                  | 35                   | 44                   | 36                   | —                | 4 233            | 5 678                              | 3 056          |
| 25 to 34 years -----  | 8 520                    | 3 473             | 2 487              | 893                  | 643                  | 565                  | 257                  | 159                  | 28                   | 15               | 6 366            | 7 895                              | 4 632          |
| 35 to 44 years -----  | 6 397                    | 2 046             | 2 079              | 749                  | 465                  | 578                  | 262                  | 150                  | 21                   | 27               | 7 773            | 9 071                              | 3 204          |
| 45 to 64 years -----  | 7 751                    | 3 350             | 1 937              | 600                  | 613                  | 633                  | 321                  | 205                  | 45                   | 47               | 6 389            | 8 474                              | 3 769          |
| 65 years and over -----                                     | 3 957                    | 2 679             | 780                | 137                  | 133                  | 83                   | 49                   | 73                   | 23                   | —                | 4 105            | 5 539                              | 2 140          |
| Median age -----  | 40.3                     | 42.4              | 39.5               | 39.0                 | 39.5                 | 39.1                 | 39.8                 | 41.3                 | 46.2                 | 45.5             | ...              | ...                                | 38.5           |
| <b>YEAR HOUSEHOLDER MOVED INTO UNIT</b>                     |                          |                   |                    |                      |                      |                      |                      |                      |                      |                  |                  |                                    |                |
| 1979 to March 1980 -----                                    | 12 585                   | 5 026             | 3 397              | 1 154                | 806                  | 1 000                | 612                  | 372                  | 161                  | 57               | 6 718            | 8 906                              | 6 155          |
| 1975 to 1978 -----  | 19 170                   | 6 830             | 4 527              | 1 861                | 1 486                | 2 195                | 968                  | 966                  | 269                  | 68               | 7 821            | 10 069                             | 8 017          |
| 1970 to 1974 -----  | 9 717                    | 3 120             | 2 498              | 972                  | 705                  | 1 086                | 583                  | 555                  | 168                  | 30               | 8 373            | 10 663                             | 3 692          |
| 1960 to 1969 -----  | 7 634                    | 2 513             | 1 817              | 722                  | 564                  | 706                  | 631                  | 553                  | 106                  | 22               | 8 614            | 10 881                             | 2 875          |
| 1959 or earlier -----                                       | 2 763                    | 1 233             | 505                | 230                  | 133                  | 268                  | 174                  | 136                  | 48                   | 36               | 6 412            | 10 129                             | 1 111          |
| <b>PLUMBING FACILITIES BY PERSONS PER ROOM</b>              |                          |                   |                    |                      |                      |                      |                      |                      |                      |                  |                  |                                    |                |
| <b>Complete plumbing for exclusive use -----</b>            | <b>49 434</b>            | <b>17 561</b>     | <b>12 224</b>      | <b>4 763</b>         | <b>3 525</b>         | <b>5 078</b>         | <b>2 851</b>         | <b>2 509</b>         | <b>710</b>           | <b>213</b>       | <b>7 783</b>     | <b>10 111</b>                      | <b>20 541</b>  |
| 0.50 or less -----  | 20 863                   | 9 274             | 4 804              | 1 932                | 1 387                | 1 838                | 755                  | 697                  | 143                  | 33               | 6 184            | 8 362                              | 8 031          |
| 0.51 to 1.00 -----  | 22 276                   | 6 908             | 5 639              | 2 093                | 1 607                | 2 459                | 1 614                | 1 361                | 464                  | 131              | 8 638            | 11 202                             | 9 137          |
| 1.01 to 1.50 -----  | 4 747                    | 1 009             | 1 355              | 558                  | 420                  | 596                  | 384                  | 345                  | 71                   | 9                | 10 043           | 11 852                             | 2 475          |
| 1.51 or more -----  | 1 548                    | 370               | 426                | 180                  | 111                  | 185                  | 98                   | 106                  | 32                   | 40               | 9 724            | 12 651                             | 898            |
| <b>Lacking complete plumbing for exclusive use -----</b>    | <b>2 435</b>             | <b>1 161</b>      | <b>520</b>         | <b>176</b>           | <b>169</b>           | <b>177</b>           | <b>117</b>           | <b>73</b>            | <b>42</b>            | <b>—</b>         | <b>5 448</b>     | <b>8 188</b>                       | <b>1 309</b>   |
| 0.50 or less -----  | 599                      | 373               | 114                | 49                   | 36                   | 8                    | 14                   | —                    | 5                    | —                | 3 866            | 5 457                              | 325            |
| 0.51 to 1.00 -----  | 1 391                    | 631               | 283                | 72                   | 102                  | 153                  | 91                   | 51                   | 8                    | —                | 6 027            | 8 690                              | 672            |
| 1.01 to 1.50 -----  | 297                      | 120               | 77                 | 33                   | 31                   | 16                   | —                    | 8                    | 12                   | —                | 6 096            | 8 414                              | 215            |
| 1.51 or more -----  | 148                      | 37                | 46                 | 22                   | —                    | —                    | 12                   | 14                   | 17                   | —                | 8 125            | 14 064                             | 97             |
| <b>SELECTED CHARACTERISTICS</b>                             |                          |                   |                    |                      |                      |                      |                      |                      |                      |                  |                  |                                    |                |
| <b>Heating equipment -----</b>                              | <b>51 678</b>            | <b>18 651</b>     | <b>12 676</b>      | <b>4 930</b>         | <b>3 688</b>         | <b>5 228</b>         | <b>2 968</b>         | <b>2 572</b>         | <b>752</b>           | <b>213</b>       | <b>7 680</b>     | <b>10 028</b>                      | <b>21 717</b>  |
| Central heating system -----                                | 47 402                   | 17 004            | 11 750             | 4 455                | 3 350                | 4 792                | 2 784                | 2 363                | 718                  | 186              | 7 699            | 10 070                             | 19 689         |
| <b>Air conditioning -----</b>                               | <b>12 956</b>            | <b>3 222</b>      | <b>2 762</b>       | <b>1 313</b>         | <b>1 091</b>         | <b>1 844</b>         | <b>1 165</b>         | <b>1 075</b>         | <b>376</b>           | <b>108</b>       | <b>10 941</b>    | <b>13 028</b>                      | <b>3 297</b>   |
| Central system -----  | 3 189                    | 1 120             | 734                | 302                  | 296                  | 327                  | 153                  | 187                  | 70                   | —                | 8 422            | 10 426                             | 999            |
| <b>Vehicles available -----</b>                             | <b>20 149</b>            | <b>3 357</b>      | <b>4 116</b>       | <b>2 411</b>         | <b>1 861</b>         | <b>3 291</b>         | <b>2 263</b>         | <b>2 155</b>         | <b>590</b>           | <b>105</b>       | <b>12 556</b>    | <b>14 381</b>                      | <b>4 156</b>   |
| 1 -----   | 16 738                   | 2 994             | 3 730              | 2 140                | 1 563                | 2 730                | 1 745                | 1 404                | 359                  | 73               | 11 922           | 13 395                             | 3 648          |
| 2 or more -----   | 3 411                    | 363               | 386                | 271                  | 298                  | 561                  | 518                  | 751                  | 231                  | 32               | 18 795           | 19 217                             | 508            |
| <b>House heating fuel -----</b>                             | <b>51 678</b>            | <b>18 651</b>     | <b>12 676</b>      | <b>4 930</b>         | <b>3 688</b>         | <b>5 228</b>         | <b>2 968</b>         | <b>2 572</b>         | <b>752</b>           | <b>213</b>       | <b>7 680</b>     | <b>10 028</b>                      | <b>21 717</b>  |
| Utility gas -----   | 14 304                   | 5 480             | 3 629              | 1 262                | 994                  | 1 308                | 791                  | 583                  | 212                  | 45               | 7 167            | 9 447                              | 6 565          |
| Bottled, tank, or LP gas -----                              | 798                      | 350               | 162                | 65                   | 61                   | 60                   | 44                   | 40                   | 16                   | —                | 6 441            | 9 278                              | 398            |
| Electricity -----   | 2 769                    | 1 210             | 706                | 327                  | 136                  | 171                  | 114                  | 67                   | 29                   | 9                | 6 222            | 8 297                              | 1 167          |
| Fuel oil, kerosene, etc. -----                              | 33 171                   | 11 357            | 8 025              | 3 213                | 2 456                | 3 629                | 1 987                | 1 866                | 479                  | 159              | 8 118            | 10 454                             | 13 270         |
| Other -----   | 636                      | 254               | 154                | 63                   | 41                   | 60                   | 32                   | 16                   | 16                   | —                | 7 000            | 9 348                              | 317            |
| Median rooms -----  | 4.1                      | 3.7               | 4.1                | 4.2                  | 4.1                  | 4.4                  | 4.6                  | 4.6                  | 4.9                  | 5.0              | ...              | ...                                | 4.0            |
| <b>Specified renter-occupied housing units -----</b>        | <b>51 686</b>            | <b>18 676</b>     | <b>12 694</b>      | <b>4 912</b>         | <b>3 658</b>         | <b>5 251</b>         | <b>2 948</b>         | <b>2 582</b>         | <b>752</b>           | <b>213</b>       | <b>7 654</b>     | <b>10 022</b>                      | <b>21 760</b>  |
| <b>CONTRACT RENT</b>  |                          |                   |                    |                      |                      |                      |                      |                      |                      |                  |                  |                                    |                |
| Less than \$100 -----                                       | 10 587                   | 6 950             | 2 261              | 471                  | 291                  | 346                  | 149                  | 73                   | 37                   | 9                | 4 132            | 5 461                              | 6 848          |
| \$100 to \$149 -----  | 6 988                    | 2 812             | 2 182              | 614                  | 340                  | 424                  | 309                  | 216                  | 78                   | 13               | 6 351            | 8 353                              | 3 143          |
| \$150 to \$199 -----  | 15 067                   | 4 617             | 3 791              | 1 643                | 1 207                | 1 806                | 930                  | 844                  | 194                  | 35               | 8 795            | 10 665                             | 5 629          |
| \$200 to \$249 -----  | 12 089                   | 2 972             | 3 037              | 1 315                | 1 197                | 1 667                | 872                  | 799                  | 174                  | 56               | 10 067           | 11 727                             | 4 094          |
| \$250 to \$299 -----  | 5 102                    | 1 015             | 1 051              | 707                  | 435                  | 709                  | 526                  | 437                  | 157                  | 65               | 11 715           | 13 722                             | 1 590          |
| \$300 to \$349 -----  | 1 031                    | 113               | 212                | 90                   | 132                  | 142                  | 112                  | 147                  | 75                   | 8                | 14 403           | 16 904                             | 211            |
| \$350 to \$399 -----  | 319                      | 56                | 53                 | 34                   | 19                   | 71                   | 26                   | 34                   | 20                   | 6                | 14 671           | 16 349                             | 71             |
| \$400 to \$499 -----  | 50                       | —                 | 7                  | —                    | —                    | 7                    | —                    | —                    | 10                   | —                | 22 857           | 22 630                             | 7              |
| \$500 or more -----   | 35                       | —                 | 16                 | —                    | —                    | —                    | —                    | —                    | —                    | 12               | 9 141            | 21 693                             | 14             |
| No cash rent -----  | 418                      | 134               | 84                 | 38                   | 30                   | 76                   | 17                   | 23                   | 7                    | 9                | 9 196            | 11 476                             | 153            |
| Median -----  | \$178                    | \$143             | \$175              | \$192                | \$199                | \$200                | \$204                | \$207                | \$216                | \$236            | ...              | ...                                | \$158          |
| <b>GROSS RENT</b>   |                          |                   |                    |                      |                      |                      |                      |                      |                      |                  |                  |                                    |                |
| Less than \$100 -----                                       | 8 762                    | 5 986             | 1 849              | 353                  | 192                  | 180                  | 105                  | 51                   | 37                   | 9                | 4 032            | 5 151                              | 5 927          |
| \$100 to \$149 -----  | 5 265                    | 2 285             | 1 618              | 414                  | 310                  | 383                  | 120                  | 112                  | 23                   | —                | 5 981            | 7 585                              | 2 323          |
| \$150 to \$199 -----  | 8 600                    | 2 882             | 2 313              | 1 037                | 554                  | 794                  | 475                  | 414                  | 112                  | 19               | 7 857            | 9 826                              | 3 268          |
| \$200 to \$249 -----  | 12 073                   | 3 580             | 2 938              | 1 302                | 1 163                | 1 492                | 714                  | 701                  | 148                  | 35               | 9 131            | 10 864                             | 4 380          |
| \$250 to \$299 -----  | 9 325                    | 2 335             | 2 283              | 1 093                | 839                  | 1 267                | 768                  | 559                  | 172                  | 9                | 10 102           | 11 632                             | 3 244          |
| \$300 to \$349 -----  | 4 316                    | 917               | 946                | 396                  | 345                  | 674                  | 418                  | 423                  | 136                  | 61               | 11 862           | 13 839                             | 1 610          |
| \$350 to \$399 -----  | 1 827                    | 316               | 442                | 182                  | 168                  | 212                  | 209                  | 186                  | 89                   | 23               | 12 136           | 14 894                             | 516            |
| \$400 to \$499 -----  | 893                      | 199               | 175                | 79                   | 50                   | 150                  | 111                  | 104                  | 6                    | 19               | 12 294           | 14 278                             | 277            |
| \$500 or more -----   | 207                      | 42                | 46                 | 18                   | 7                    | 23                   | 11                   | 9                    | 22                   | 29               | 12 553           | 20 756                             | 62             |
| No cash rent -----  | 418                      | 134               | 84                 | 38                   | 30                   | 76                   | 17                   | 23                   | 7                    | 9                | 9 196            | 11 476                             | 153            |
| Median -----  | \$213                    | \$169             | \$209              | \$225                | \$234                | \$242                | \$253                | \$250                | \$262                | \$325            | ...              | ...                                | \$190          |
| <b>GROSS RENT AS PERCENTAGE OF HOUSEHOLD INCOME IN 1979</b> |                          |                   |                    |                      |                      |                      |                      |                      |                      |                  |                  |                                    |                |
| Less than 15 percent -----                                  | 9 444                    | 477               | 1 288              | 618                  | 644                  | 1 583                | 1 694                | 2 225                | 723                  | 192              | 20 374           | 21 057                             | 1 011          |
| 15 to 19 percent -----                                      | 7 429                    | 1 249             | 1 189              | 814                  | 903                  | 2 020                | 925                  | 285                  | 22                   | 12               |                  |                                    |                |

Table E-29. Selected Monthly Owner Costs for Mortgaged Housing Units With a Black Householder: 1980

(Data are estimates based on a sample, see introduction. For meaning of symbols, see introduction. For definitions of terms, see appendixes A and B)

| Newark city   | Total        | Less than \$200 | \$200 to \$249 | \$250 to \$299 | \$300 to \$349 | \$350 to \$399 | \$400 to \$499 | \$500 to \$599 | \$600 to \$749 | \$750 or more | Median (dollars) |
|---|--------------|-----------------|----------------|----------------|----------------|----------------|----------------|----------------|----------------|---------------|------------------|
| <b>Specified owner-occupied housing units -----</b>                           | <b>2 718</b> | <b>103</b>      | <b>143</b>     | <b>124</b>     | <b>284</b>     | <b>357</b>     | <b>815</b>     | <b>555</b>     | <b>256</b>     | <b>81</b>     | <b>450</b>       |
| <b>PERSONS IN UNIT</b>  |              |                 |                |                |                |                |                |                |                |               |                  |
| 1 person -----  | 153          | 12              | 40             | 9              | 26             | 10             | 41             | 6              | 9              | —             | 330              |
| 2 persons -----   | 468          | 13              | 38             | 28             | 65             | 85             | 143            | 40             | 28             | 28            | 404              |
| 3 persons -----   | 342          | 14              | 6              | —              | 49             | 22             | 101            | 92             | 39             | 19            | 476              |
| 4 persons -----   | 475          | 18              | 10             | 32             | 18             | 79             | 114            | 135            | 46             | 23            | 478              |
| 5 persons -----   | 421          | 20              | 10             | 5              | 35             | 30             | 195            | 56             | 62             | 8             | 463              |
| 6 persons -----   | 341          | 15              | 6              | 22             | 9              | 65             | 89             | 80             | 52             | 3             | 468              |
| 7 persons -----   | 347          | 11              | 14             | 28             | 61             | 28             | 80             | 105            | 20             | —             | 438              |
| 8 or more persons -----   | 171          | —               | 19             | —              | 21             | 38             | 52             | 41             | —              | —             | 438              |
| Median -----  | 4.33         | 4.19            | 2.33           | 4.28           | 3.61           | 4.28           | 4.54           | 4.58           | 4.60           | 3.16          | ...              |
| <b>HOUSEHOLD TYPE AND AGE OF HOUSEHOLDER</b>                                  |              |                 |                |                |                |                |                |                |                |               |                  |
| <b>Married-couple families -----</b>  | <b>1 846</b> | <b>53</b>       | <b>46</b>      | <b>100</b>     | <b>185</b>     | <b>253</b>     | <b>544</b>     | <b>384</b>     | <b>200</b>     | <b>81</b>     | <b>458</b>       |
| 15 to 24 years -----  | —            | —               | —              | —              | —              | —              | —              | —              | —              | —             | —                |
| 25 to 34 years -----  | 209          | 9               | —              | —              | —              | 10             | 73             | 48             | 60             | 9             | 526              |
| 35 to 44 years -----  | 558          | —               | —              | 53             | 42             | 49             | 194            | 121            | 89             | 10            | 477              |
| 45 to 64 years -----  | 946          | 31              | 39             | 38             | 132            | 160            | 258            | 199            | 38             | 51            | 424              |
| 65 years and over -----   | 133          | 13              | 7              | 9              | 11             | 34             | 19             | 16             | 13             | 11            | 389              |
| <b>Male householder, no wife present -----</b>                                | <b>170</b>   | <b>10</b>       | <b>24</b>      | <b>9</b>       | <b>29</b>      | <b>7</b>       | <b>49</b>      | <b>23</b>      | <b>19</b>      | <b>—</b>      | <b>410</b>       |
| 15 to 24 years -----  | 6            | —               | —              | —              | —              | —              | 6              | —              | —              | —             | 425              |
| 25 to 34 years -----  | 26           | 10              | —              | —              | 5              | —              | 5              | 6              | —              | —             | 330              |
| 35 to 44 years -----  | 52           | —               | —              | —              | 4              | 7              | 19             | 17             | 5              | —             | 467              |
| 45 to 64 years -----  | 71           | —               | 24             | 9              | 14             | —              | 19             | —              | 5              | —             | 309              |
| 65 years and over -----   | 15           | —               | —              | —              | 6              | —              | —              | —              | 9              | —             | 625              |
| <b>Female householder, no husband present -----</b>                           | <b>702</b>   | <b>40</b>       | <b>73</b>      | <b>15</b>      | <b>70</b>      | <b>97</b>      | <b>222</b>     | <b>148</b>     | <b>37</b>      | <b>—</b>      | <b>433</b>       |
| 15 to 24 years -----  | 16           | —               | —              | —              | —              | 8              | —              | 8              | —              | —             | 450              |
| 25 to 34 years -----  | 73           | —               | —              | —              | —              | 10             | 35             | 15             | 13             | —             | 485              |
| 35 to 44 years -----  | 273          | 10              | 17             | 15             | 19             | 24             | 104            | 73             | 11             | —             | 453              |
| 45 to 64 years -----  | 304          | 22              | 45             | —              | 51             | 55             | 72             | 52             | 7              | —             | 381              |
| 65 years and over -----   | 36           | 8               | 11             | —              | —              | —              | 11             | —              | 6              | —             | 245              |
| Median age -----  | 46.8         | 50.6            | 55.1           | 44.3           | 52.4           | 51.0           | 44.2           | 44.7           | 40.3           | 55.5          | ...              |
| <b>YEAR HOUSEHOLDER MOVED INTO UNIT</b>                                       |              |                 |                |                |                |                |                |                |                |               |                  |
| 1979 to March 1980 -----  | 222          | —               | 11             | —              | 16             | —              | 74             | 68             | 36             | 17            | 515              |
| 1975 to 1978 -----  | 633          | 35              | 8              | 24             | 27             | 69             | 231            | 126            | 86             | 27            | 462              |
| 1970 to 1974 -----  | 742          | 13              | 17             | 18             | 66             | 74             | 242            | 217            | 85             | 10            | 481              |
| 1960 to 1969 -----  | 989          | 35              | 79             | 82             | 154            | 214            | 245            | 124            | 40             | 16            | 384              |
| 1959 or earlier -----   | 132          | 20              | 28             | —              | 21             | —              | 23             | 20             | 9              | 11            | 343              |
| <b>ROOMS</b>  |              |                 |                |                |                |                |                |                |                |               |                  |
| 1 to 3 rooms -----  | 5            | —               | —              | —              | —              | —              | —              | —              | 5              | —             | 675              |
| 4 rooms -----   | 34           | —               | 15             | —              | 7              | 12             | —              | —              | —              | —             | 314              |
| 5 rooms -----   | 152          | 10              | 7              | 13             | 16             | 22             | 64             | 12             | 8              | —             | 420              |
| 6 rooms -----   | 784          | 76              | 35             | 36             | 92             | 113            | 200            | 163            | 53             | 16            | 424              |
| 7 rooms -----   | 666          | —               | 18             | 38             | 88             | 98             | 242            | 96             | 60             | 26            | 445              |
| 8 or more rooms -----   | 1 077        | 17              | 68             | 37             | 81             | 112            | 309            | 284            | 130            | 39            | 474              |
| Median -----  | 7.1          | 6.0             | 7.3            | 6.8            | 6.8            | 6.8            | 7.1            | 7.6            | 7.5            | 7.4           | ...              |
| <b>YEAR STRUCTURE BUILT</b>   |              |                 |                |                |                |                |                |                |                |               |                  |
| 1975 to March 1980 -----  | 7            | —               | —              | —              | —              | —              | 7              | —              | —              | —             | 425              |
| 1970 to 1974 -----  | 8            | —               | —              | 8              | —              | —              | —              | —              | —              | —             | 275              |
| 1960 to 1969 -----  | 125          | —               | 7              | —              | —              | 17             | 80             | 10             | 11             | —             | 428              |
| 1950 to 1959 -----  | 320          | 33              | 7              | —              | 10             | 38             | 102            | 88             | 22             | 20            | 478              |
| 1940 to 1949 -----  | 624          | 5               | 30             | 17             | 87             | 52             | 175            | 173            | 75             | 10            | 475              |
| 1939 or earlier -----   | 1 634        | 65              | 99             | 99             | 187            | 250            | 451            | 284            | 148            | 51            | 433              |
| <b>VALUE</b>  |              |                 |                |                |                |                |                |                |                |               |                  |
| Less than \$10,000 -----  | 77           | 18              | 14             | —              | 21             | 15             | —              | 9              | —              | —             | 315              |
| \$10,000 to \$19,999 -----  | 471          | 35              | 32             | 64             | 46             | 90             | 146            | 58             | —              | —             | 382              |
| \$20,000 to \$29,999 -----  | 739          | 31              | 67             | 44             | 150            | 100            | 211            | 97             | 39             | —             | 389              |
| \$30,000 to \$39,999 -----  | 709          | 19              | 20             | 8              | 55             | 110            | 226            | 182            | 76             | 13            | 471              |
| \$40,000 to \$49,999 -----  | 482          | —               | —              | 8              | —              | 35             | 182            | 152            | 80             | 25            | 511              |
| \$50,000 to \$59,999 -----  | 113          | —               | 10             | —              | 12             | 7              | 34             | 12             | 32             | 6             | 482              |
| \$60,000 to \$79,999 -----  | 127          | —               | —              | —              | —              | —              | 16             | 45             | 29             | 37            | 613              |
| \$80,000 to \$99,999 -----  | —            | —               | —              | —              | —              | —              | —              | —              | —              | —             | —                |
| \$100,000 to \$149,999 -----  | —            | —               | —              | —              | —              | —              | —              | —              | —              | —             | —                |
| \$150,000 or more -----   | —            | —               | —              | —              | —              | —              | —              | —              | —              | —             | —                |
| Median -----  | \$31 000     | \$19 800        | \$22 200       | \$19 900       | \$23 400       | \$25 100       | \$32 200       | \$35 200       | \$42 800       | \$57 100      | ...              |
| <b>SELECTED MONTHLY OWNER COSTS AS PERCENTAGE OF HOUSEHOLD INCOME IN 1979</b> |              |                 |                |                |                |                |                |                |                |               |                  |
| Less than 15 percent -----  | 588          | 50              | 68             | 49             | 73             | 133            | 136            | 62             | 7              | 10            | 370              |
| 15 to 19 percent -----  | 415          | 13              | —              | 28             | 28             | 45             | 207            | 86             | 8              | —             | 444              |
| 20 to 24 percent -----  | 375          | 10              | 14             | —              | 46             | 38             | 124            | 107            | 26             | 10            | 462              |
| 25 to 29 percent -----  | 337          | —               | —              | 5              | 38             | 58             | 73             | 84             | 70             | 9             | 494              |
| 30 to 34 percent -----  | 252          | 10              | 26             | —              | 11             | 25             | 64             | 55             | 50             | 11            | 487              |
| 35 percent or more -----  | 713          | 20              | 35             | 42             | 83             | 58             | 191            | 161            | 82             | 41            | 469              |
| Not computed -----  | 38           | —               | —              | —              | 5              | —              | 20             | —              | 13             | —             | 463              |
| Median -----  | 24.5         | 15.6            | 21.3           | 17.3           | 24.2           | 20.1           | 22.2           | 26.3           | 31.0           | 35.4          | ...              |
| <b>SELECTED CHARACTERISTICS</b>   |              |                 |                |                |                |                |                |                |                |               |                  |
| <b>Heating equipment -----</b>  | <b>2 718</b> | <b>103</b>      | <b>143</b>     | <b>124</b>     | <b>284</b>     | <b>357</b>     | <b>815</b>     | <b>555</b>     | <b>256</b>     | <b>81</b>     | <b>450</b>       |
| Steam or hot water system -----   | 2 220        | 64              | 108            | 102            | 243            | 287            | 627            | 502            | 225            | 62            | 459              |
| Central warm-air furnace or electric heat pump -----                          | 301          | 10              | 27             | 9              | 11             | 29             | 159            | 25             | 12             | 19            | 433              |
| Other built-in electric units -----   | 33           | —               | —              | 5              | 9              | 10             | 9              | —              | —              | —             | 363              |
| Floor, wall, or pipeless furnace -----  | 29           | —               | 8              | —              | —              | —              | 9              | 6              | 6              | —             | 436              |
| Other means -----   | 135          | 29              | —              | 8              | 21             | 31             | 11             | 22             | 13             | —             | 365              |
| <b>Air conditioning -----</b>   | <b>1 725</b> | <b>29</b>       | <b>50</b>      | <b>73</b>      | <b>167</b>     | <b>157</b>     | <b>548</b>     | <b>415</b>     | <b>214</b>     | <b>72</b>     | <b>471</b>       |
| Central system -----  | 80           | 11              | 12             | —              | 9              | 9              | 10             | 6              | 23             | —             | 394              |
| 1 or more individual room units -----   | 1 645        | 18              | 38             | 73             | 158            | 148            | 538            | 409            | 191            | 72            | 473              |
| <b>House heating fuel -----</b>   | <b>2 718</b> | <b>103</b>      | <b>143</b>     | <b>124</b>     | <b>284</b>     | <b>357</b>     | <b>815</b>     | <b>555</b>     | <b>256</b>     | <b>81</b>     | <b>450</b>       |
| Utility gas -----   | 976          | 74              | 79             | 22             | 100            | 117            | 336            | 147            | 76             | 25            | 427              |
| Bottled, tank, or LP gas -----  | 4            | —               | —              | —              | —              | —              | 4              | —              | —              | —             | 475              |
| Electricity -----   | 44           | —               | —              | 5              | 9              | 10             | 20             | —              | —              | —             | 390              |
| Fuel oil, kerosene, etc. -----  | 1 675        | 19              | 64             | 97             | 175            | 230            | 455            | 399            | 180            | 56            | 464              |
| Other -----   | 19           | 10              | —              | —              | —              | —              | —              | 9              | —              | —             | 197              |



Table E—30. Selected Monthly Owner Costs for Not Mortgaged Housing Units With a Black Householder: 1980

[Data are estimates based on a sample, see Introduction. For meaning of symbols, see Introduction. For definitions of terms, see appendixes A and B.]

| Newark city   | Total      | Less than \$50 | \$50 to \$74 | \$75 to \$99 | \$100 to \$124 | \$125 to \$149 | \$150 to \$199 | \$200 to \$249 | \$250 or more | Median (dollars) |
|---|------------|----------------|--------------|--------------|----------------|----------------|----------------|----------------|---------------|------------------|
| <b>Specified owner-occupied housing units</b> .....                           | <b>887</b> | <b>38</b>      | —            | <b>34</b>    | <b>59</b>      | <b>54</b>      | <b>194</b>     | <b>124</b>     | <b>384</b>    | <b>226</b>       |
| <b>PERSONS IN UNIT</b>  |            |                |              |              |                |                |                |                |               |                  |
| 1 person .....  | 160        | 6              | —            | 9            | 6              | 22             | 51             | 50             | 16            | 186              |
| 2 persons .....   | 166        | —              | —            | 25           | 14             | 9              | 27             | 14             | 77            | 229              |
| 3 persons .....   | 187        | 18             | —            | —            | 4              | 5              | 42             | 15             | 103           | 250+             |
| 4 persons .....   | 146        | 9              | —            | —            | —              | —              | 27             | 24             | 86            | 250+             |
| 5 persons .....   | 55         | 5              | —            | —            | 9              | —              | 10             | —              | 31            | 250+             |
| 6 persons .....   | 106        | —              | —            | —            | 7              | 18             | 22             | 21             | 38            | 214              |
| 7 persons .....   | 29         | —              | —            | —            | 12             | —              | 4              | —              | 13            | 181              |
| 8 or more persons .....   | 38         | —              | —            | —            | 7              | —              | 11             | —              | 20            | 250+             |
| Median .....  | 3.13       | 3.22           | —            | 1.82         | 5.11           | 2.06           | 2.95           | 2.36           | 3.46          | ...              |
| <b>HOUSEHOLD TYPE AND AGE OF HOUSEHOLDER</b>                                  |            |                |              |              |                |                |                |                |               |                  |
| <b>Married-couple families</b> .....  | <b>402</b> | —              | —            | <b>25</b>    | <b>24</b>      | <b>11</b>      | <b>96</b>      | <b>48</b>      | <b>198</b>    | <b>247</b>       |
| 15 to 24 years .....  | —          | —              | —            | —            | —              | —              | —              | —              | —             | —                |
| 25 to 34 years .....  | 16         | —              | —            | —            | —              | —              | 7              | —              | 9             | 250+             |
| 35 to 44 years .....  | 43         | —              | —            | —            | 13             | —              | 10             | —              | 20            | 192              |
| 45 to 64 years .....  | 218        | —              | —            | —            | 4              | 6              | 55             | 41             | 112           | 250+             |
| 65 years and over .....   | 125        | —              | —            | 25           | 7              | 5              | 24             | 7              | 57            | 211              |
| <b>Male householder, no wife present</b> .....                                | <b>85</b>  | <b>5</b>       | —            | —            | <b>6</b>       | —              | <b>6</b>       | <b>18</b>      | <b>50</b>     | <b>250+</b>      |
| 15 to 24 years .....  | —          | —              | —            | —            | —              | —              | —              | —              | —             | —                |
| 25 to 34 years .....  | —          | —              | —            | —            | —              | —              | —              | —              | —             | —                |
| 35 to 44 years .....  | 11         | 5              | —            | —            | 6              | —              | —              | —              | —             | 102              |
| 45 to 64 years .....  | 67         | —              | —            | —            | —              | —              | 6              | 18             | 43            | 250+             |
| 65 years and over .....   | 7          | —              | —            | —            | —              | —              | —              | —              | 7             | 250+             |
| <b>Female householder, no husband present</b> .....                           | <b>400</b> | <b>33</b>      | —            | <b>9</b>     | <b>29</b>      | <b>43</b>      | <b>92</b>      | <b>58</b>      | <b>136</b>    | <b>197</b>       |
| 15 to 24 years .....  | —          | —              | —            | —            | —              | —              | —              | —              | —             | —                |
| 25 to 34 years .....  | 17         | 9              | —            | —            | —              | —              | —              | 8              | —             | 50—              |
| 35 to 44 years .....  | 42         | 6              | —            | —            | 6              | —              | —              | 6              | 24            | 250+             |
| 45 to 64 years .....  | 159        | 18             | —            | —            | 23             | 20             | 20             | 15             | 63            | 196              |
| 65 years and over .....   | 182        | —              | —            | 9            | —              | 23             | 72             | 29             | 49            | 191              |
| Median age .....  | 60.0       | 44.0           | —            | 69.5         | 46.6           | 65.2           | 64.7           | 54.3           | 59.7          | ...              |
| <b>YEAR HOUSEHOLDER MOVED INTO UNIT</b>                                       |            |                |              |              |                |                |                |                |               |                  |
| 1979 to March 1980 .....  | 40         | 9              | —            | —            | 16             | —              | —              | 15             | —             | 117              |
| 1975 to 1978 .....  | 78         | 5              | —            | —            | 6              | —              | 25             | 8              | 34            | 219              |
| 1970 to 1974 .....  | 106        | 6              | —            | —            | 20             | 5              | 22             | —              | 53            | 225              |
| 1960 to 1969 .....  | 265        | —              | —            | 10           | —              | 29             | 43             | 46             | 137           | 250+             |
| 1959 or earlier .....   | 398        | 18             | —            | 24           | 17             | 20             | 104            | 55             | 160           | 215              |
| <b>ROOMS</b>  |            |                |              |              |                |                |                |                |               |                  |
| 1 to 3 rooms .....  | 10         | —              | —            | —            | —              | —              | 10             | —              | —             | 175              |
| 4 rooms .....   | 17         | —              | —            | —            | —              | —              | 8              | —              | 9             | 250+             |
| 5 rooms .....   | 56         | —              | —            | —            | —              | 13             | 19             | 8              | 16            | 189              |
| 6 rooms .....   | 261        | 24             | —            | 24           | 20             | 21             | 43             | 36             | 93            | 198              |
| 7 rooms .....   | 157        | 14             | —            | 10           | 7              | —              | 49             | 41             | 36            | 198              |
| 8 or more rooms .....   | 386        | —              | —            | —            | 32             | 20             | 65             | 39             | 230           | 250+             |
| Median .....  | 7.1        | 6.3            | —            | 6.2          | 7.6            | 6.2            | 6.8            | 6.9            | 8.1           | ...              |
| <b>YEAR STRUCTURE BUILT</b>   |            |                |              |              |                |                |                |                |               |                  |
| 1975 to March 1980 .....  | 7          | —              | —            | —            | 7              | —              | —              | —              | —             | 113              |
| 1970 to 1974 .....  | —          | —              | —            | —            | —              | —              | —              | —              | —             | —                |
| 1960 to 1969 .....  | 6          | —              | —            | —            | —              | —              | 6              | —              | —             | 175              |
| 1950 to 1959 .....  | 53         | 6              | —            | —            | 19             | 5              | 9              | —              | 10            | 129              |
| 1940 to 1949 .....  | 159        | 18             | —            | 10           | —              | 9              | 57             | 33             | 36            | 191              |
| 1939 or earlier .....   | 662        | 14             | —            | 24           | 33             | 40             | 122            | 91             | 338           | 250+             |
| <b>VALUE</b>  |            |                |              |              |                |                |                |                |               |                  |
| Less than \$10,000 .....  | 138        | 9              | —            | 15           | 26             | 28             | 25             | 21             | 14            | 142              |
| \$10,000 to \$19,999 .....  | 223        | —              | —            | 19           | 20             | 12             | 49             | 57             | 66            | 210              |
| \$20,000 to \$29,999 .....  | 228        | 11             | —            | —            | —              | 8              | 64             | 10             | 135           | 250+             |
| \$30,000 to \$39,999 .....  | 88         | —              | —            | —            | 6              | —              | 21             | 14             | 47            | 250+             |
| \$40,000 to \$49,999 .....  | 85         | —              | —            | —            | 7              | —              | 19             | 14             | 45            | 250+             |
| \$50,000 to \$59,999 .....  | 66         | —              | —            | —            | —              | 6              | —              | 8              | 52            | 250+             |
| \$60,000 to \$79,999 .....  | 41         | —              | —            | —            | —              | —              | 16             | —              | 25            | 250+             |
| \$80,000 to \$99,999 .....  | 18         | 18             | —            | —            | —              | —              | —              | —              | —             | 50—              |
| \$100,000 to \$149,999 .....  | —          | —              | —            | —            | —              | —              | —              | —              | —             | —                |
| \$150,000 or more .....   | —          | —              | —            | —            | —              | —              | —              | —              | —             | —                |
| Median .....  | \$22 500   | \$27 000       | —            | \$11 000     | \$15 700       | \$10 000—      | \$23 600       | \$16 600       | \$27 000      | ...              |
| <b>SELECTED MONTHLY OWNER COSTS AS PERCENTAGE OF HOUSEHOLD INCOME IN 1979</b> |            |                |              |              |                |                |                |                |               |                  |
| Less than 10 percent .....  | 119        | —              | —            | 9            | 11             | 12             | 30             | 22             | 35            | 196              |
| 10 to 14 percent .....  | 255        | 9              | —            | —            | 6              | 11             | 54             | 8              | 167           | 250+             |
| 15 to 19 percent .....  | 104        | —              | —            | 15           | 12             | 8              | 26             | —              | 43            | 183              |
| 20 to 24 percent .....  | 92         | —              | —            | —            | 7              | —              | 20             | 42             | 23            | 223              |
| 25 to 29 percent .....  | 30         | —              | —            | —            | 16             | —              | —              | 14             | —             | 123              |
| 30 to 34 percent .....  | 21         | —              | —            | —            | —              | —              | —              | 6              | 15            | 250+             |
| 35 percent or more .....  | 197        | —              | —            | —            | —              | 23             | 47             | 32             | 95            | 245              |
| Not computed .....  | 69         | 29             | —            | 10           | 7              | —              | 17             | —              | 6             | 89               |
| Median .....  | 16.7       | 12.5           | —            | 16.0         | 18.8           | 17.5           | 15.9           | 23.8           | 14.6          | ...              |
| <b>SELECTED CHARACTERISTICS</b>   |            |                |              |              |                |                |                |                |               |                  |
| <b>Heating equipment</b> .....  | <b>887</b> | <b>38</b>      | —            | <b>34</b>    | <b>59</b>      | <b>54</b>      | <b>194</b>     | <b>124</b>     | <b>384</b>    | <b>226</b>       |
| Steam or hot water system .....   | 691        | 38             | —            | 9            | 39             | 23             | 154            | 94             | 334           | 244              |
| Central warm-air furnace or electric heat pump .....                          | 49         | —              | —            | 10           | 7              | —              | 7              | 8              | 17            | 203              |
| Other built-in electric units .....   | —          | —              | —            | —            | —              | —              | —              | —              | —             | —                |
| Floor, wall, or pipeless furnace .....  | 12         | —              | —            | —            | —              | —              | 4              | 8              | —             | 213              |
| Other means .....   | 135        | —              | —            | 15           | 13             | 31             | 29             | 14             | 33            | 165              |
| <b>Air conditioning</b> .....   | <b>504</b> | <b>38</b>      | —            | <b>10</b>    | <b>16</b>      | <b>29</b>      | <b>82</b>      | <b>52</b>      | <b>277</b>    | <b>250+</b>      |
| Central system .....  | 26         | —              | —            | —            | —              | 9              | —              | 7              | 10            | 229              |
| 1 or more individual room units .....   | 478        | 38             | —            | 10           | 16             | 20             | 82             | 45             | 267           | 250+             |
| <b>House heating fuel</b> .....   | <b>887</b> | <b>38</b>      | —            | <b>34</b>    | <b>59</b>      | <b>54</b>      | <b>194</b>     | <b>124</b>     | <b>384</b>    | <b>226</b>       |
| Utility gas .....   | 259        | 18             | —            | —            | 10             | 19             | 101            | 23             | 88            | 191              |
| Bottled, tank, or LP gas .....  | 15         | —              | —            | —            | 6              | 9              | —              | —              | —             | 129              |
| Electricity .....   | 10         | —              | —            | 10           | —              | —              | —              | —              | —             | 88               |
| Fuel oil, kerosene, etc. .....  | 584        | 20             | —            | 9            | 43             | 26             | 89             | 101            | 296           | 250+             |
| Other .....   | 19         | —              | —            | 15           | —              | —              | 4              | —              | —             | 91               |

Table E-31. Year Structure Built for Owner- and Renter-Occupied Housing Units With a Black Householder: 1980

(Data are estimates based on a sample, see Introduction. For meaning of symbols, see Introduction. For definitions of terms, see appendixes A and 8)

| Newark city                                    | Owner-occupied housing units |                    |              |              |              |                 | Renter-occupied housing units |                    |              |              |              |                 |
|--|------------------------------|--------------------|--------------|--------------|--------------|-----------------|-------------------------------|--------------------|--------------|--------------|--------------|-----------------|
|  | Total                        | 1975 to March 1980 | 1970 to 1974 | 1960 to 1969 | 1940 to 1959 | 1939 or earlier | Total                         | 1975 to March 1980 | 1970 to 1974 | 1960 to 1969 | 1940 to 1959 | 1939 or earlier |
| Occupied housing units                         | 10 908                       | 87                 | 43           | 559          | 3 015        | 7 204           | 51 869                        | 2 777              | 2 039        | 7 387        | 21 418       | 18 248          |
| <b>HOUSEHOLD TYPE AND AGE OF HOUSEHOLDER</b>   |                              |                    |              |              |              |                 |                               |                    |              |              |              |                 |
| Married-couple families                        | 6 347                        | 29                 | 20           | 234          | 1 881        | 4 183           | 11 631                        | 594                | 485          | 1 724        | 4 288        | 4 540           |
| 15 to 24 years                                 | 11                           | —                  | —            | —            | 11           | —               | 657                           | 14                 | 7            | 113          | 307          | 216             |
| 25 to 34 years                                 | 513                          | 6                  | —            | 32           | 212          | 263             | 3 217                         | 198                | 160          | 545          | 1 227        | 1 087           |
| 35 to 44 years                                 | 1 545                        | 10                 | 6            | 85           | 477          | 967             | 2 787                         | 86                 | 129          | 354          | 1 072        | 1 146           |
| 45 to 64 years                                 | 3 414                        | 5                  | 14           | 89           | 963          | 2 343           | 3 582                         | 130                | 158          | 428          | 1 364        | 1 502           |
| 65 years and over                              | 864                          | 8                  | —            | 28           | 218          | 610             | 1 388                         | 166                | 31           | 284          | 318          | 589             |
| Male householder, no wife present              | 1 248                        | 18                 | —            | 105          | 308          | 817             | 9 616                         | 464                | 346          | 1 609        | 3 928        | 3 269           |
| 15 to 24 years                                 | 58                           | 9                  | —            | —            | 10           | 39              | 864                           | 16                 | 26           | 139          | 463          | 220             |
| 25 to 34 years                                 | 131                          | —                  | —            | 27           | 28           | 76              | 2 030                         | 52                 | 102          | 394          | 925          | 557             |
| 35 to 44 years                                 | 164                          | —                  | —            | —            | 61           | 103             | 2 234                         | 114                | 65           | 301          | 903          | 851             |
| 45 to 64 years                                 | 652                          | 9                  | —            | 51           | 165          | 427             | 3 230                         | 109                | 83           | 490          | 1 323        | 1 225           |
| 65 years and over                              | 243                          | —                  | —            | 27           | 44           | 172             | 1 258                         | 173                | 70           | 285          | 314          | 416             |
| Female householder, no husband present         | 3 313                        | 40                 | 23           | 220          | 826          | 2 204           | 30 622                        | 1 719              | 1 208        | 4 054        | 13 202       | 10 439          |
| 15 to 24 years                                 | 63                           | —                  | —            | 10           | 30           | 23              | 3 997                         | 116                | 97           | 523          | 2 185        | 1 076           |
| 25 to 34 years                                 | 221                          | —                  | 6            | 35           | 60           | 120             | 8 520                         | 336                | 404          | 1 095        | 4 130        | 2 555           |
| 35 to 44 years                                 | 750                          | 11                 | —            | 45           | 282          | 412             | 6 397                         | 255                | 247          | 691          | 2 801        | 2 403           |
| 45 to 64 years                                 | 1 485                        | 21                 | 10           | 88           | 331          | 1 035           | 7 751                         | 424                | 255          | 1 016        | 2 979        | 3 077           |
| 65 years and over                              | 794                          | 8                  | 7            | 42           | 123          | 614             | 3 957                         | 588                | 205          | 729          | 1 107        | 1 328           |
| Median age                                     | 51.6                         | 47.7               | 48.0         | 49.2         | 48.7         | 52.9            | 40.3                          | 52.9               | 39.2         | 41.5         | 37.5         | 42.7            |
| <b>YEAR HOUSEHOLDER MOVED INTO UNIT</b>        |                              |                    |              |              |              |                 |                               |                    |              |              |              |                 |
| 1979 to March 1980                             | 842                          | 34                 | 6            | 93           | 304          | 405             | 12 585                        | 1 139              | 302          | 1 446        | 5 504        | 4 194           |
| 1975 to 1978                                   | 1 896                        | 53                 | 6            | 176          | 734          | 927             | 19 170                        | 1 638              | 959          | 2 655        | 7 826        | 6 092           |
| 1970 to 1974                                   | 2 189                        | —                  | 31           | 96           | 683          | 1 379           | 9 717                         | —                  | 778          | 1 698        | 3 960        | 3 281           |
| 1960 to 1969                                   | 4 067                        | —                  | —            | 194          | 995          | 2 878           | 7 634                         | —                  | —            | 1 588        | 2 977        | 3 069           |
| 1959 or earlier                                | 1 914                        | —                  | —            | —            | 299          | 1 615           | 2 763                         | —                  | —            | —            | 1 151        | 1 612           |
| <b>ROOMS</b>                                   |                              |                    |              |              |              |                 |                               |                    |              |              |              |                 |
| 1 room   | 27                           | —                  | —            | —            | —            | 27              | 2 295                         | 130                | 117          | 820          | 800          | 428             |
| 2 rooms  | 46                           | 8                  | —            | —            | —            | 38              | 2 906                         | 223                | 137          | 674          | 897          | 975             |
| 3 rooms  | 277                          | —                  | —            | 59           | 53           | 165             | 12 623                        | 1 115              | 554          | 2 217        | 4 936        | 3 801           |
| 4 rooms  | 923                          | 16                 | 7            | 120          | 255          | 525             | 14 346                        | 623                | 676          | 2 172        | 6 443        | 4 432           |
| 5 rooms  | 2 982                        | 19                 | —            | 149          | 735          | 2 079           | 13 425                        | 422                | 460          | 1 042        | 5 920        | 5 581           |
| 6 rooms  | 3 106                        | 37                 | 18           | 136          | 925          | 1 990           | 4 612                         | 202                | 80           | 335          | 1 856        | 2 139           |
| 7 or more rooms                                | 3 547                        | 7                  | 18           | 95           | 1 047        | 2 380           | 1 662                         | 62                 | 15           | 127          | 566          | 892             |
| Median   | 5.9                          | 5.5                | 6.3          | 5.2          | 6.0          | 5.9             | 4.1                           | 3.4                | 3.8          | 3.5          | 4.1          | 4.4             |
| <b>PLUMBING FACILITIES BY PERSONS PER ROOM</b> |                              |                    |              |              |              |                 |                               |                    |              |              |              |                 |
| Complete plumbing for exclusive use            | 10 604                       | 87                 | 43           | 547          | 2 915        | 7 012           | 49 434                        | 2 684              | 1 968        | 7 048        | 20 044       | 17 330          |
| 0.50 or less                                   | 5 150                        | 48                 | 15           | 222          | 1 340        | 3 525           | 20 863                        | 1 388              | 784          | 2 970        | 8 107        | 7 614           |
| 0.51 to 1.00                                   | 4 551                        | 39                 | 22           | 290          | 1 349        | 2 851           | 22 276                        | 1 091              | 871          | 3 287        | 9 552        | 7 475           |
| 1.01 to 1.50                                   | 759                          | —                  | —            | 28           | 186          | 545             | 4 747                         | 163                | 213          | 524          | 2 066        | 1 781           |
| 1.51 or more                                   | 144                          | —                  | 6            | 7            | 40           | 91              | 1 548                         | 42                 | 100          | 267          | 679          | 460             |
| Lacking complete plumbing for exclusive use    | 304                          | —                  | —            | 12           | 100          | 192             | 2 435                         | 93                 | 71           | 339          | 1 014        | 918             |
| 0.50 or less                                   | 145                          | —                  | —            | 12           | 37           | 96              | 599                           | 36                 | 38           | 49           | 197          | 279             |
| 0.51 to 1.00                                   | 106                          | —                  | —            | —            | 48           | 58              | 1 391                         | 57                 | 18           | 181          | 624          | 511             |
| 1.01 to 1.50                                   | 53                           | —                  | —            | —            | 15           | 38              | 297                           | —                  | 8            | 79           | 114          | 96              |
| 1.51 or more                                   | —                            | —                  | —            | —            | —            | —               | 148                           | —                  | 7            | 30           | 79           | 32              |
| <b>PERSONS IN UNIT</b>                         |                              |                    |              |              |              |                 |                               |                    |              |              |              |                 |
| 1 person                                       | 1 330                        | 17                 | 7            | 109          | 346          | 851             | 15 251                        | 1 186              | 641          | 2 743        | 5 617        | 5 064           |
| 2 persons                                      | 2 429                        | 7                  | 8            | 132          | 596          | 1 686           | 11 299                        | 629                | 395          | 1 803        | 4 553        | 3 919           |
| 3 persons                                      | 1 963                        | 40                 | —            | 95           | 508          | 1 320           | 8 946                         | 316                | 338          | 988          | 4 026        | 3 278           |
| 4 persons                                      | 1 855                        | 10                 | 12           | 72           | 541          | 1 220           | 6 707                         | 323                | 283          | 828          | 3 082        | 2 191           |
| 5 persons                                      | 1 044                        | 13                 | —            | 53           | 320          | 658             | 4 437                         | 120                | 168          | 590          | 1 839        | 1 720           |
| 6 or more persons                              | 2 287                        | —                  | 16           | 98           | 704          | 1 469           | 5 229                         | 203                | 214          | 435          | 2 301        | 2 076           |
| Median   | 3.36                         | 2.99               | 4.04         | 2.91         | 3.61         | 3.31            | 2.45                          | 1.82               | 2.46         | 2.03         | 2.63         | 2.54            |
| Total persons                                  | 43 932                       | 311                | 250          | 1 967        | 12 186       | 29 218          | 146 498                       | 6 874              | 5 880        | 18 821       | 62 397       | 52 526          |
| <b>UNITS IN STRUCTURE</b>                      |                              |                    |              |              |              |                 |                               |                    |              |              |              |                 |
| 1, detached or attached                        | 3 811                        | 14                 | 14           | 149          | 1 229        | 2 405           | 1 308                         | 288                | 15           | 50           | 434          | 521             |
| 2  | 2 895                        | 25                 | 6            | 172          | 679          | 2 013           | 4 879                         | 52                 | 61           | 245          | 1 835        | 2 686           |
| 3 and 4  | 3 448                        | 12                 | 16           | 84           | 893          | 2 443           | 14 561                        | 308                | 178          | 596          | 6 133        | 7 346           |
| 5 to 9   | 433                          | 17                 | —            | 114          | 124          | 178             | 7 031                         | 198                | 276          | 909          | 2 609        | 3 039           |
| 10 to 49                                       | 174                          | —                  | —            | 7            | 56           | 111             | 9 077                         | 413                | 219          | 806          | 4 376        | 3 263           |
| 50 or more                                     | 147                          | 19                 | 7            | 33           | 34           | 54              | 14 940                        | 1 508              | 1 290        | 4 770        | 6 016        | 1 356           |
| Mobile home or trailer, etc.                   | —                            | —                  | —            | —            | —            | —               | 73                            | 10                 | —            | 11           | 15           | 37              |
| <b>SELECTED CHARACTERISTICS</b>                |                              |                    |              |              |              |                 |                               |                    |              |              |              |                 |
| Heating equipment                              | 10 904                       | 87                 | 43           | 559          | 3 015        | 7 200           | 51 678                        | 2 768              | 2 039        | 7 370        | 21 364       | 18 137          |
| Steam or hot water system                      | 8 777                        | 50                 | 8            | 322          | 2 376        | 6 021           | 39 205                        | 1 128              | 811          | 4 941        | 17 519       | 14 806          |
| Central warm-air furnace or electric heat pump | 878                          | 9                  | 17           | 202          | 274          | 376             | 5 081                         | 655                | 807          | 1 406        | 1 400        | 813             |
| Other built-in electric units                  | 91                           | 11                 | 6            | 10           | 43           | 21              | 2 167                         | 602                | 255          | 407          | 659          | 244             |
| Floor, wall, or pipeless furnace               | 148                          | —                  | —            | —            | 78           | 70              | 949                           | 88                 | 70           | 181          | 451          | 159             |
| Other means                                    | 1 010                        | 17                 | 12           | 25           | 244          | 712             | 4 276                         | 295                | 96           | 435          | 1 335        | 2 115           |
| Air conditioning                               | 6 083                        | 40                 | 6            | 388          | 1 857        | 3 792           | 12 956                        | 1 202              | 1 034        | 2 632        | 4 075        | 4 013           |
| Central system                                 | 405                          | 9                  | —            | 64           | 156          | 176             | 3 189                         | 534                | 550          | 985          | 725          | 395             |
| 1 or more individual room units                | 5 678                        | 31                 | 6            | 324          | 1 701        | 3 616           | 9 767                         | 668                | 484          | 1 647        | 3 350        | 3 618           |
| House heating fuel                             | 10 904                       | 87                 | 43           | 559          | 3 015        | 7 200           | 51 678                        | 2 768              | 2 039        | 7 370        | 21 364       | 18 137          |
| Utility gas                                    | 3 087                        | 30                 | 6            | 351          | 879          | 1 821           | 14 304                        | 609                | 632          | 2 468        | 6 116        | 4 479           |
| Bottled, tank, or LP gas                       | 95                           | —                  | —            | —            | 13           | 82              | 798                           | 40                 | 32           | 112          | 324          | 290             |
| Electricity                                    | 159                          | 11                 | 6            | 14           | 65           | 63              | 2 769                         | 747                | 333          | 519          | 843          | 327             |
| Fuel oil, kerosene, etc.                       | 7 443                        | 46                 | 31           | 184          | 2 013        | 5 169           | 33 171                        | 1 311              | 1 033        | 4 224        | 13 804       | 12 799          |
| Other  | 120                          | —                  | —            | 10           | 45           | 65              | 636                           | 61                 | 9            | 47           | 277          | 242             |
| Income in 1979 below poverty level             | 1 579                        | 35                 | 7            | 113          | 435          | 989             | 21 850                        | 1 032              | 636          | 2 982        | 9 358        | 7 842           |
| Percent below poverty level                    | 14.5                         | 40.2               | 16.3         | 20.2         | 14.4         | 13.7            | 42.1                          | 37.2               | 31.2         | 40.4         | 43.7         | 43.0            |
| <b>HOUSEHOLD INCOME IN 1979</b>                |                              |                    |              |              |              |                 |                               |                    |              |              |              |                 |
| Less than \$5,000                              | 1 195                        | 22                 | 7            | 70           | 354          | 742             | 18 722                        | 1 085              | 626          | 2 800        | 7 760        | 6 451           |
| \$5,000 to \$9,999                             | 1 540                        | 21                 | —            | 69           | 385          | 1 065           | 12 744                        | 823                | 461          | 1 785        | 5 288        | 4 387           |
| \$10,000 to \$14,999                           | 775                          | 15                 | —            | 29           | 183          | 548             | 4 939                         | 267                | 239          | 750          | 1 988        | 1 695           |
| \$15,000 to \$19,999                           | 882                          | 14                 | —            | 47           | 174          | 647             | 3 694                         | 207                | 148          | 500          | 1 531        | 1 308           |
| \$20,000 to \$24,999                           | 1 543                        | —                  | 6            | 75           | 379          | 1 083           | 5 255                         | 197                | 251          | 683          | 2 268        | 1 856           |
| \$25,000 to \$29,999                           | 1 457                        | 15                 | 18           | 78           | 442          | 904             | 2 968                         | 133                | 86           | 381          | 1 170        | 1 198           |
| \$30,000 to \$34,999                           | 2 078                        | —                  | 6            | 132          | 658          | 1 282           | 2 582                         | 49                 | 189          | 391          | 976          | 977             |
| \$35,000 to \$49,999                           | 980                          | —                  | 6            | 29           | 288          | 657             | 752                           | 16                 | 29           | 97           | 306          | 304             |
| \$50,000 or more                               | 458                          | —                  | —            | 30           | 152          | 276             | 213                           | —                  | 10           | —            | 131          | 72              |
| Median   | \$18 262                     | \$10 083           | \$23 681     | \$19 228     | \$20 319     | \$17 595        | \$7 664                       | \$6 454            | \$9 279      | \$7 712      | \$7 615      | \$7 814         |
| Mean   | \$20 525                     | \$9 486            | \$22 902     | \$21 409     | \$21 653     | \$20 104        | \$10 021                      | \$8 321            | \$11 398     | \$9 683      | \$10 026     | \$10 256        |



Table E—32. Units in Structure for Owner- and Renter-Occupied Housing Units With a Black Householder: 1980

[Data are estimates based on a sample, see Introduction. For meaning of symbols, see Introduction. For definitions of terms, see appendixes A and B]

|  | Owner-occupied housing units |                              |                 |                              | Renter-occupied housing units |                              |          |               |              |                |                  |                              |
|--|------------------------------|------------------------------|-----------------|------------------------------|-------------------------------|------------------------------|----------|---------------|--------------|----------------|------------------|------------------------------|
|  | Total                        | 1 unit, detached or attached | 2 or more units | Mobile home or trailer, etc. | Total                         | 1 unit, detached or attached | 2 units  | 3 and 4 units | 5 to 9 units | 10 to 49 units | 50 or more units | Mobile home or trailer, etc. |
| <b>Newark city</b>                             |                              |                              |                 |                              |                               |                              |          |               |              |                |                  |                              |
| Occupied housing units                         | 10 908                       | 3 811                        | 7 097           | —                            | 51 869                        | 1 308                        | 4 879    | 14 561        | 7 031        | 9 077          | 14 940           | 73                           |
| Condominium housing units                      | 80                           | 6                            | 74              | —                            | 1 030                         | 47                           | 7        | —             | 197          | 149            | 630              | —                            |
| <b>HOUSEHOLD TYPE AND AGE OF HOUSEHOLDER</b>   |                              |                              |                 |                              |                               |                              |          |               |              |                |                  |                              |
| Married-couple families                        | 6 347                        | 2 389                        | 3 958           | —                            | 11 631                        | 414                          | 1 592    | 3 837         | 1 516        | 1 554          | 2 708            | 10                           |
| 15 to 24 years                                 | 11                           | 11                           | —               | —                            | 657                           | —                            | 59       | 198           | 73           | 162            | 165              | —                            |
| 25 to 34 years                                 | 513                          | 239                          | 274             | —                            | 3 217                         | 100                          | 395      | 1 011         | 419          | 457            | 835              | —                            |
| 35 to 44 years                                 | 1 545                        | 649                          | 896             | —                            | 2 787                         | 100                          | 400      | 1 036         | 320          | 315            | 616              | —                            |
| 45 to 64 years                                 | 3 414                        | 1 218                        | 2 196           | —                            | 3 582                         | 179                          | 596      | 1 151         | 577          | 445            | 634              | —                            |
| 65 years and over                              | 864                          | 272                          | 592             | —                            | 1 388                         | 35                           | 142      | 441           | 127          | 175            | 458              | 10                           |
| Male householder, no wife present              | 1 248                        | 274                          | 974             | —                            | 9 616                         | 177                          | 666      | 2 346         | 1 072        | 2 121          | 3 218            | 16                           |
| 15 to 24 years                                 | 58                           | 6                            | 52              | —                            | 864                           | —                            | 73       | 190           | 114          | 256            | 231              | —                            |
| 25 to 34 years                                 | 131                          | 32                           | 99              | —                            | 2 030                         | 67                           | 158      | 430           | 176          | 400            | 783              | 16                           |
| 35 to 44 years                                 | 164                          | 63                           | 101             | —                            | 2 234                         | 26                           | 162      | 651           | 213          | 536            | 646              | —                            |
| 45 to 64 years                                 | 652                          | 147                          | 505             | —                            | 3 230                         | 77                           | 209      | 890           | 479          | 697            | 878              | —                            |
| 65 years and over                              | 243                          | 26                           | 217             | —                            | 1 258                         | 7                            | 64       | 185           | 90           | 232            | 680              | —                            |
| Female householder, no husband present         | 3 313                        | 1 148                        | 2 165           | —                            | 30 622                        | 717                          | 2 621    | 8 378         | 4 443        | 5 402          | 9 014            | 47                           |
| 15 to 24 years                                 | 63                           | 16                           | 47              | —                            | 3 997                         | 19                           | 252      | 1 053         | 616          | 901            | 1 138            | 18                           |
| 25 to 34 years                                 | 221                          | 96                           | 125             | —                            | 8 520                         | 194                          | 699      | 2 377         | 1 029        | 1 651          | 2 560            | 10                           |
| 35 to 44 years                                 | 750                          | 333                          | 417             | —                            | 6 397                         | 250                          | 751      | 2 112         | 1 006        | 917            | 1 361            | —                            |
| 45 to 64 years                                 | 1 485                        | 468                          | 1 017           | —                            | 7 751                         | 205                          | 607      | 2 233         | 1 304        | 1 245          | 2 149            | 8                            |
| 65 years and over                              | 794                          | 235                          | 559             | —                            | 3 957                         | 49                           | 312      | 603           | 488          | 688            | 1 806            | 11                           |
| Median age                                     | 51.6                         | 49.4                         | 52.7            | —                            | 40.3                          | 40.9                         | 40.2     | 39.6          | 41.8         | 38.8           | 41.6             | 33.0                         |
| <b>YEAR HOUSEHOLDER MOVED INTO UNIT</b>        |                              |                              |                 |                              |                               |                              |          |               |              |                |                  |                              |
| 1979 to March 1980                             | 842                          | 281                          | 561             | —                            | 12 585                        | 422                          | 1 246    | 3 877         | 1 650        | 2 443          | 2 910            | 37                           |
| 1975 to 1978                                   | 1 896                        | 770                          | 1 126           | —                            | 19 170                        | 513                          | 1 811    | 5 375         | 2 099        | 3 414          | 5 950            | 8                            |
| 1970 to 1974                                   | 2 189                        | 870                          | 1 319           | —                            | 9 717                         | 204                          | 770      | 2 524         | 1 519        | 1 560          | 3 130            | 10                           |
| 1960 to 1969                                   | 4 067                        | 1 347                        | 2 720           | —                            | 7 634                         | 94                           | 787      | 1 993         | 1 332        | 1 159          | 2 258            | 11                           |
| 1959 or earlier                                | 1 914                        | 543                          | 1 371           | —                            | 2 763                         | 75                           | 265      | 792           | 431          | 501            | 692              | 7                            |
| <b>ROOMS</b>                                   |                              |                              |                 |                              |                               |                              |          |               |              |                |                  |                              |
| 1 room   | 27                           | —                            | 27              | —                            | 2 295                         | —                            | 23       | 151           | 139          | 410            | 1 565            | 7                            |
| 2 rooms  | 46                           | —                            | 46              | —                            | 2 906                         | —                            | 60       | 348           | 332          | 849            | 1 307            | 10                           |
| 3 rooms  | 277                          | 15                           | 262             | —                            | 12 623                        | 64                           | 423      | 1 940         | 1 584        | 3 877          | 4 707            | 28                           |
| 4 rooms  | 923                          | 57                           | 866             | —                            | 14 346                        | 95                           | 944      | 3 382         | 2 714        | 2 563          | 4 628            | 20                           |
| 5 rooms  | 2 982                        | 219                          | 2 763           | —                            | 13 425                        | 305                          | 2 305    | 5 539         | 1 927        | 1 142          | 2 199            | 8                            |
| 6 rooms  | 3 106                        | 1 092                        | 2 014           | —                            | 4 612                         | 351                          | 767      | 2 639         | 267          | 197            | 391              | —                            |
| 7 or more rooms                                | 3 547                        | 2 428                        | 1 119           | —                            | 1 662                         | 493                          | 357      | 562           | 68           | 39             | 143              | —                            |
| Median   | 5.9                          | 7.1                          | 5.3             | —                            | 4.1                           | 6.0                          | 4.9      | 4.8           | 4.0          | 3.3            | 3.5              | 3.2                          |
| <b>PLUMBING FACILITIES BY PERSONS PER ROOM</b> |                              |                              |                 |                              |                               |                              |          |               |              |                |                  |                              |
| Complete plumbing for exclusive use            | 10 604                       | 3 793                        | 6 811           | —                            | 49 434                        | 1 270                        | 4 611    | 14 002        | 6 616        | 8 696          | 14 166           | 73                           |
| 0.50 or less                                   | 5 150                        | 1 830                        | 3 320           | —                            | 20 863                        | 444                          | 1 765    | 5 792         | 2 722        | 3 871          | 6 213            | 56                           |
| 0.51 to 1.00                                   | 4 551                        | 1 755                        | 2 796           | —                            | 22 276                        | 626                          | 2 386    | 6 466         | 2 686        | 3 828          | 6 274            | 10                           |
| 1.01 to 1.50                                   | 759                          | 190                          | 569             | —                            | 4 747                         | 181                          | 1 362    | 387           | 1 930        | 658            | 1 229            | —                            |
| 1.51 or more                                   | 144                          | 18                           | 126             | —                            | 1 548                         | 19                           | 73       | 382           | 278          | 339            | 450              | 7                            |
| Lacking complete plumbing for exclusive use    | 304                          | 18                           | 286             | —                            | 2 435                         | 38                           | 268      | 559           | 415          | 381            | 774              | —                            |
| 0.50 or less                                   | 145                          | 8                            | 137             | —                            | 599                           | —                            | 82       | 191           | 95           | 70             | 163              | —                            |
| 0.51 to 1.00                                   | 106                          | 10                           | 96              | —                            | 1 391                         | 29                           | 140      | 233           | 219          | 229            | 541              | —                            |
| 1.01 to 1.50                                   | 53                           | —                            | 53              | —                            | 297                           | 9                            | 26       | 94            | 76           | 42             | 50               | —                            |
| 1.51 or more                                   | —                            | —                            | —               | —                            | 148                           | —                            | 20       | 41            | 27           | 40             | 20               | —                            |
| <b>BEDROOMS</b>                                |                              |                              |                 |                              |                               |                              |          |               |              |                |                  |                              |
| None   | 27                           | —                            | 27              | —                            | 2 551                         | —                            | 23       | 174           | 139          | 430            | 1 778            | 7                            |
| 1  | 535                          | 13                           | 522             | —                            | 16 079                        | 78                           | 703      | 2 807         | 1 906        | 4 695          | 5 852            | 38                           |
| 2  | 3 246                        | 326                          | 2 920           | —                            | 19 029                        | 193                          | 2 057    | 5 858         | 3 160        | 2 862          | 4 879            | 20                           |
| 3  | 4 187                        | 1 535                        | 2 652           | —                            | 11 593                        | 509                          | 1 700    | 4 766         | 1 610        | 975            | 2 025            | 8                            |
| 4  | 1 735                        | 1 127                        | 608             | —                            | 2 006                         | 339                          | 297      | 801           | 191          | 86             | 292              | —                            |
| 5 or more                                      | 1 178                        | 810                          | 368             | —                            | 611                           | 189                          | 99       | 155           | 25           | 29             | 114              | —                            |
| <b>HOUSEHOLD INCOME IN 1979</b>                |                              |                              |                 |                              |                               |                              |          |               |              |                |                  |                              |
| Less than \$5,000                              | 1 195                        | 396                          | 799             | —                            | 18 722                        | 306                          | 1 270    | 4 479         | 2 598        | 3 909          | 6 141            | 19                           |
| \$5,000 to \$9,999                             | 1 540                        | 426                          | 1 114           | —                            | 12 744                        | 367                          | 3 367    | 3 677         | 1 994        | 2 099          | 3 636            | 28                           |
| \$10,000 to \$12,499                           | 775                          | 233                          | 542             | —                            | 4 939                         | 153                          | 438      | 1 466         | 649          | 851            | 1 372            | 10                           |
| \$12,500 to \$14,999                           | 882                          | 256                          | 626             | —                            | 3 694                         | 99                           | 324      | 1 096         | 439          | 732            | 1 004            | —                            |
| \$15,000 to \$19,999                           | 1 543                        | 416                          | 1 127           | —                            | 5 255                         | 139                          | 582      | 1 775         | 632          | 770            | 1 357            | —                            |
| \$20,000 to \$24,999                           | 1 457                        | 516                          | 941             | —                            | 2 968                         | 127                          | 446      | 1 042         | 274          | 397            | 666              | 16                           |
| \$25,000 to \$34,999                           | 2 078                        | 852                          | 1 226           | —                            | 2 582                         | 82                           | 388      | 948           | 381          | 223            | 560              | —                            |
| \$35,000 to \$49,999                           | 980                          | 451                          | 529             | —                            | 752                           | 18                           | 164      | 266           | 37           | 81             | 186              | —                            |
| \$50,000 or more                               | 458                          | 265                          | 193             | —                            | 213                           | 17                           | 14       | 122           | 27           | 15             | 18               | —                            |
| Median   | \$18 262                     | \$21 814                     | \$16 873        | —                            | \$7 664                       | \$9 712                      | \$9 663  | \$9 162       | \$7 033      | \$6 287        | \$6 723          | \$6 563                      |
| Mean   | \$20 525                     | \$23 316                     | \$19 026        | —                            | \$10 021                      | \$12 124                     | \$12 318 | \$11 361      | \$9 328      | \$8 456        | \$9 060          | \$9 609                      |
| <b>SELECTED CHARACTERISTICS</b>                |                              |                              |                 |                              |                               |                              |          |               |              |                |                  |                              |
| Heating equipment                              | 10 904                       | 3 811                        | 7 093           | —                            | 51 678                        | 1 300                        | 4 851    | 14 499        | 6 971        | 9 058          | 14 926           | 73                           |
| Steam or hot water system                      | 8 777                        | 3 074                        | 5 703           | —                            | 39 205                        | 958                          | 3 697    | 11 686        | 5 165        | 7 500          | 10 147           | 52                           |
| Central warm-air furnace or electric heat pump | 878                          | 350                          | 528             | —                            | 5 081                         | 91                           | 390      | 916           | 512          | 497            | 2 675            | —                            |
| Other built-in electric units                  | 91                           | 47                           | 44              | —                            | 2 167                         | 118                          | 95       | 190           | 248          | 292            | 1 214            | 10                           |
| Floor, wall, or pipeless furnace               | 148                          | 56                           | 92              | —                            | 949                           | 16                           | 78       | 180           | 143          | 224            | 308              | —                            |
| Other means                                    | 1 010                        | 284                          | 726             | —                            | 4 276                         | 117                          | 591      | 1 527         | 903          | 545            | 582              | 11                           |
| Air conditioning                               | 6 083                        | 2 381                        | 3 702           | —                            | 12 956                        | 397                          | 1 319    | 3 355         | 1 503        | 1 860          | 4 493            | 29                           |
| Central system                                 | 405                          | 127                          | 278             | —                            | 3 189                         | 35                           | 95       | 303           | 81           | 385            | 2 290            | —                            |
| Vehicles available                             | 8 826                        | 3 186                        | 5 640           | —                            | 20 149                        | 693                          | 2 405    | 6 411         | 2 510        | 3 070          | 5 008            | 52                           |
| 1  | 4 628                        | 1 437                        | 3 191           | —                            | 16 738                        | 514                          | 1 842    | 5 096         | 2 142        | 2 654          | 4 438            | 52                           |
| 2 or more                                      | 4 198                        | 1 749                        | 2 449           | —                            | 3 411                         | 179                          | 563      | 1 315         | 368          | 416            | 570              | —                            |
| House heating fuel                             | 10 904                       | 3 811                        | 7 093           | —                            | 51 678                        | 1 300                        | 4 851    | 14 499        | 6 971        | 9 058          | 14 926           | 73                           |
| Utility gas                                    | 3 087                        | 1 300                        | 1 787           | —                            | 14 304                        | 363                          | 1 490    | 3 529         | 2 192        | 2 069          | 4 632            | 29                           |
| Bottled, tank, or LP gas                       | 95                           | 19                           | 76              | —                            | 798                           | —                            | 102      | 304           | 134          | 139            | 119              | —                            |
| Electricity                                    | 159                          | 68                           | 91              | —                            | 2 769                         | 136                          | 102      | 355           | 341          | 353            | 1 472            | 10                           |
| Fuel oil, kerosene, etc.                       | 7 443                        | 2 375                        | 5 068           | —                            | 33 171                        | 782                          | 3 105    | 10 159        | 4 218        | 6 420          | 8 443            | 34                           |
| Other  | 120                          | 49                           | 71              | —                            | 636                           | 19                           | 52       | 142           | 86           | 77             | 260              | —                            |
| Water heating fuel                             | 10 892                       | 3 811                        | 7 081           | —                            | 51 697                        | 1 297                        | 4 867    | 14 499        | 7 005        | 9 042          | 14 914           | 73                           |
| Utility gas                                    | 4 630                        | 2 058                        | 2 572           | —                            | 17 910                        | 473                          | 2 060    | 4 561         | 2 562        | 2 674          | 5 551            | 29                           |
| Bottled, tank, or LP gas                       | 305                          | 102                          | 203             | —                            | 1 459                         | 27                           | 201      | 535           | 181          | 223            | 292              | —                            |
| Electricity                                    | 117                          | 64                           | 53              | —                            | 1 720                         | 97                           | 86       | 292           | 191          | 220            | 824              | 10                           |
| Fuel oil, kerosene, etc.                       | 5 762                        | 1 557                        | 4 205           | —                            | 30 051                        | 700                          | 2 491    | 8 993         | 3 977        | 5 818          | 8 038            | 34                           |
| Other  | 78                           | 30                           | 48              | —                            | 557                           | —                            | 29       | 118           | 94           | 107            | 209              | —                            |
| Family householder                             | 9 198                        | 3 427                        | 5 771           | —                            | 34 649                        | 1 132                        | 3 939    | 10 931        | 4 984        | 5 315          | 8 303            | 45                           |
| With own children under 18 years               | 4 533                        | 1 956                        | 2 577           | —                            | 24 318                        | 846                          | 2 711    | 7 632         | 3 482        | 3 815          | 5 832            | —                            |
| With own children under 6 years                | 982                          | 413                          | 569             | —                            | 10 623                        | 214                          | 966      | 3 086         | 1 577        | 2 068          | 2 712            | —                            |
| Female householder, no husband present         | 2 315                        | 909                          | 1 406           | —                            | 20 927                        | 619                          | 2 133    | 6 486         | 3 181        | 3 350          | 5 139            | 19                           |
| With own children under 18 years               | 1 159                        | 487                          | 672             | —                            | 16 590                        | 496                          | 1 670    | 5 097         | 2 485        | 2 753          | 4 089            | —                            |
| With own children under 6 years                | 215                          | 84                           | 131             | —                            | 7 150                         | 152                          | 548      | 1 974         | 1 089        | 1 477          | 1 910            | —                            |
| Nonfamily householder                          | 1 710                        | 384                          | 1 326           | —                            | 17 220                        | 176                          | 940      | 3 630         | 2 047        | 3 762          | 6 637            | 28                           |
| Income in 1979 below poverty level             | 1 579                        | 615                          | 964             | —                            | 21 850                        | 563                          | 1 742    | 5 797         | 3 286        | 4 157          | 6 286            | 19                           |
| Percent below poverty level                    | 14.5                         | 16.1                         | 13.6            | —                            | 42.1                          | 43.0                         | 35.7     | 39.8          | 46.7         | 45.8           | 42.1             | 26.0                         |

Table E-33. Owner- and Renter-Occupied Housing Units With a Black Householder by Size of Household: 1980

[Data are estimates based on a sample, see Introduction. For meaning of symbols, see Introduction. For definitions of terms, see appendixes A and B]

| Newark city   | Total         | 1 person      | 2 persons     | 3 persons    | 4 persons    | 5 persons    | 6 persons    | 7 persons    | 8 or more persons | Median      | Total persons  |
|---|---------------|---------------|---------------|--------------|--------------|--------------|--------------|--------------|-------------------|-------------|----------------|
| <b>Owner-occupied housing units</b> -----                                   | <b>10 908</b> | <b>1 330</b>  | <b>2 429</b>  | <b>1 963</b> | <b>1 855</b> | <b>1 044</b> | <b>1 025</b> | <b>853</b>   | <b>409</b>        | <b>3.36</b> | <b>43 932</b>  |
| Nonrelatives present -----  | 1 123         | -             | 216           | 222          | 159          | 164          | 155          | 126          | 81                | 4.28        | 5 470          |
| <b>ROOMS</b>  |               |               |               |              |              |              |              |              |                   |             |                |
| 1 to 3 rooms -----  | 350           | 180           | 83            | 55           | 16           | -            | 16           | -            | -                 | 1.47        | 724            |
| 4 rooms -----   | 923           | 230           | 354           | 193          | 75           | 13           | 19           | 39           | -                 | 2.15        | 2 537          |
| 5 rooms -----   | 2 982         | 469           | 874           | 571          | 497          | 191          | 208          | 132          | 40                | 2.76        | 10 434         |
| 6 rooms -----   | 3 106         | 230           | 595           | 650          | 734          | 304          | 310          | 220          | 63                | 3.61        | 12 467         |
| 7 rooms -----   | 1 458         | 95            | 250           | 230          | 234          | 245          | 184          | 151          | 69                | 4.16        | 6 953          |
| 8 or more rooms -----   | 2 089         | 126           | 273           | 264          | 299          | 291          | 288          | 311          | 237               | 4.78        | 10 817         |
| Median -----  | 5.9           | 5.0           | 5.4           | 5.8          | 6.0          | 6.6          | 6.4          | 6.7          | 8.0               | ...         | ...            |
| <b>PLUMBING FACILITIES BY PERSONS PER ROOM</b>                              |               |               |               |              |              |              |              |              |                   |             |                |
| <b>Complete plumbing for exclusive use</b> -----                            | <b>10 604</b> | <b>1 288</b>  | <b>2 370</b>  | <b>1 907</b> | <b>1 800</b> | <b>1 018</b> | <b>997</b>   | <b>827</b>   | <b>397</b>        | <b>3.36</b> | <b>42 668</b>  |
| 1.00 or less -----  | 9 701         | 1 288         | 2 370         | 1 883        | 1 784        | 1 005        | 776          | 455          | 140               | 3.13        | 35 393         |
| 1.01 to 1.50 -----  | 759           | -             | -             | 17           | 7            | 13           | 205          | 333          | 184               | 6.91        | 6 086          |
| 1.51 or more -----  | 144           | -             | -             | 7            | 9            | -            | 16           | 39           | 73                | 7.55        | 1 189          |
| <b>Lacking complete plumbing for exclusive use</b> -----                    | <b>304</b>    | <b>42</b>     | <b>59</b>     | <b>56</b>    | <b>55</b>    | <b>26</b>    | <b>28</b>    | <b>26</b>    | <b>12</b>         | <b>3.41</b> | <b>1 264</b>   |
| 1.00 or less -----  | 251           | 42            | 59            | 56           | 55           | 26           | 6            | 7            | -                 | 2.94        | 837            |
| 1.01 to 1.50 -----  | 53            | -             | -             | -            | -            | -            | 22           | 19           | 12                | 6.74        | 427            |
| 1.51 or more -----  | -             | -             | -             | -            | -            | -            | -            | -            | -                 | -           | -              |
| <b>UNITS IN STRUCTURE</b>   |               |               |               |              |              |              |              |              |                   |             |                |
| 1, detached or attached -----   | 3 811         | 322           | 653           | 572          | 665          | 488          | 494          | 395          | 222               | 4.04        | 16 312         |
| 2 or more -----   | 7 097         | 1 008         | 1 776         | 1 391        | 1 190        | 556          | 531          | 458          | 187               | 3.05        | 27 620         |
| Mobile home or trailer, etc. -----  | -             | -             | -             | -            | -            | -            | -            | -            | -                 | -           | -              |
| <b>VALUE</b>  |               |               |               |              |              |              |              |              |                   |             |                |
| <b>Specified owner-occupied housing units</b> -----                         | <b>3 605</b>  | <b>313</b>    | <b>634</b>    | <b>529</b>   | <b>621</b>   | <b>476</b>   | <b>447</b>   | <b>376</b>   | <b>209</b>        | <b>4.03</b> | <b>15 168</b>  |
| Less than \$10,000 -----  | 215           | 34            | 72            | 19           | 31           | 15           | 14           | 11           | 2.58              | 622         |                |
| \$10,000 to \$19,999 -----  | 694           | 95            | 108           | 62           | 142          | 70           | 99           | 88           | 30                | 4.08        | 2 861          |
| \$20,000 to \$29,999 -----  | 967           | 96            | 174           | 117          | 176          | 130          | 89           | 130          | 55                | 4.05        | 3 963          |
| \$30,000 to \$39,999 -----  | 797           | 57            | 103           | 140          | 91           | 148          | 129          | 83           | 46                | 4.55        | 3 522          |
| \$40,000 to \$49,999 -----  | 567           | 22            | 146           | 94           | 102          | 61           | 55           | 48           | 39                | 3.71        | 2 756          |
| \$50,000 to \$59,999 -----  | 179           | -             | 10            | 32           | 49           | 40           | 43           | -            | 5                 | 4.47        | 825            |
| \$60,000 to \$79,999 -----  | 168           | 9             | 21            | 47           | 30           | 8            | 17           | 13           | 23                | 3.73        | 589            |
| \$80,000 to \$99,999 -----  | 18            | -             | -             | 18           | -            | -            | -            | -            | -                 | 3.00        | 30             |
| \$100,000 to \$149,999 -----  | -             | -             | -             | -            | -            | -            | -            | -            | -                 | -           | -              |
| \$150,000 or more -----   | -             | -             | -             | -            | -            | -            | -            | -            | -                 | -           | -              |
| Median -----  | \$28 900      | \$21 600      | \$27 400      | \$35 900     | \$28 300     | \$31 300     | \$32 600     | \$26 000     | \$31 800          | ...         | ...            |
| <b>SELECTED CHARACTERISTICS</b>   |               |               |               |              |              |              |              |              |                   |             |                |
| <b>All income levels in 1979</b> -----                                      | <b>10 908</b> | <b>1 330</b>  | <b>2 429</b>  | <b>1 963</b> | <b>1 855</b> | <b>1 044</b> | <b>1 025</b> | <b>853</b>   | <b>409</b>        | <b>3.36</b> | <b>43 932</b>  |
| Median income -----   | \$18 262      | \$8 160       | \$14 612      | \$20 348     | \$21 723     | \$25 429     | \$23 132     | \$23 495     | \$24 688          | ...         | ...            |
| Median selected monthly owner costs as percentage of household income ----- | 22.9          | 33.4          | 24.6          | 22.4         | 21.9         | 23.8         | 20.8         | 21.3         | 16.9              | ...         | ...            |
| With a mortgage -----   | 24.5          | 32.3          | 26.1          | 24.6         | 23.8         | 25.2         | 24.4         | 22.3         | 22.4              | ...         | ...            |
| Not mortgaged -----   | 16.7          | 36.9          | 19.3          | 16.3         | 14.3         | 11.4         | 13.2         | 16.5         | 12.6              | ...         | ...            |
| <b>Income in 1979 below poverty level</b> -----                             | <b>1 579</b>  | <b>332</b>    | <b>315</b>    | <b>221</b>   | <b>208</b>   | <b>169</b>   | <b>111</b>   | <b>130</b>   | <b>93</b>         | <b>3.14</b> | <b>...</b>     |
| Median income -----   | \$3 723       | \$2500-       | \$2 805       | \$3 947      | \$3 735      | \$6 228      | \$6 020      | \$6 774      | \$11 062          | ...         | ...            |
| Median selected monthly owner costs as percentage of household income ----- | 50+           | 50+           | 50+           | 50+          | 50+          | 50+          | 46.9         | 50+          | 50+               | ...         | ...            |
| With a mortgage -----   | 50+           | 50+           | 50+           | 50+          | 50+          | 50+          | 47.5         | 50+          | 50+               | ...         | ...            |
| Not mortgaged -----   | 50+           | 50+           | 50+           | 50+          | 50+          | 27.5         | 29.6         | 15.0         | -                 | ...         | ...            |
| <b>Renter-occupied housing units</b> -----                                  | <b>51 869</b> | <b>15 251</b> | <b>11 299</b> | <b>8 946</b> | <b>6 707</b> | <b>4 437</b> | <b>2 613</b> | <b>1 637</b> | <b>979</b>        | <b>2.45</b> | <b>146 498</b> |
| Nonrelatives present -----  | 5 008         | -             | 1 620         | 1 181        | 865          | 583          | 405          | 213          | 141               | 3.25        | 18 050         |
| <b>ROOMS</b>  |               |               |               |              |              |              |              |              |                   |             |                |
| 1 room -----  | 2 295         | 1 952         | 269           | 65           | -            | -            | 9            | -            | -                 | 1.09        | 2 829          |
| 2 rooms -----   | 2 906         | 1 873         | 660           | 174          | 118          | 32           | 23           | 12           | 14                | 1.28        | 4 500          |
| 3 rooms -----   | 12 623        | 7 120         | 3 159         | 1 365        | 539          | 310          | 85           | 26           | 19                | 1.39        | 21 681         |
| 4 rooms -----   | 14 346        | 2 672         | 4 086         | 3 628        | 2 115        | 1 155        | 377          | 189          | 124               | 2.61        | 40 032         |
| 5 rooms -----   | 13 425        | 1 341         | 2 311         | 2 829        | 2 806        | 1 889        | 1 209        | 747          | 293               | 3.58        | 48 666         |
| 6 rooms -----   | 4 612         | 198           | 683           | 704          | 872          | 840          | 552          | 446          | 317               | 4.33        | 20 601         |
| 7 or more rooms -----   | 1 662         | 95            | 131           | 181          | 257          | 211          | 358          | 217          | 212               | 5.29        | 8 189          |
| Median -----  | 4.1           | 3.0           | 3.9           | 4.3          | 4.7          | 4.9          | 5.2          | 5.3          | 5.6               | ...         | ...            |
| <b>PLUMBING FACILITIES BY PERSONS PER ROOM</b>                              |               |               |               |              |              |              |              |              |                   |             |                |
| <b>Complete plumbing for exclusive use</b> -----                            | <b>49 434</b> | <b>14 418</b> | <b>10 837</b> | <b>8 648</b> | <b>6 416</b> | <b>4 216</b> | <b>2 459</b> | <b>1 494</b> | <b>946</b>        | <b>2.45</b> | <b>139 693</b> |
| 1.00 or less -----  | 43 139        | 14 418        | 10 617        | 8 441        | 5 784        | 2 820        | 848          | 187          | 24                | 2.17        | 102 498        |
| 1.01 to 1.50 -----  | 4 747         | -             | -             | 156          | 524          | 1 077        | 1 494        | 1 108        | 388               | 5.91        | 27 657         |
| 1.51 or more -----  | 1 548         | -             | 220           | 51           | 108          | 319          | 117          | 199          | 534               | 6.15        | 9 538          |
| <b>Lacking complete plumbing for exclusive use</b> -----                    | <b>2 435</b>  | <b>833</b>    | <b>462</b>    | <b>298</b>   | <b>291</b>   | <b>221</b>   | <b>154</b>   | <b>143</b>   | <b>33</b>         | <b>2.33</b> | <b>6 805</b>   |
| 1.00 or less -----  | 1 990         | 833           | 413           | 266          | 266          | 120          | 62           | 30           | -                 | 1.89        | 4 458          |
| 1.01 to 1.50 -----  | 297           | -             | -             | 18           | 15           | 78           | 92           | 85           | 9                 | 5.91        | 1 654          |
| 1.51 or more -----  | 148           | -             | 49            | 14           | 10           | 23           | -            | 28           | 24                | 4.54        | 693            |
| <b>UNITS IN STRUCTURE</b>   |               |               |               |              |              |              |              |              |                   |             |                |
| 1, detached or attached -----   | 1 308         | 163           | 128           | 200          | 229          | 216          | 159          | 92           | 121               | 4.21        | 5 744          |
| 2 -----   | 4 879         | 799           | 1 019         | 1 121        | 913          | 471          | 235          | 211          | 110               | 3.05        | 15 553         |
| 3 and 4 -----   | 14 561        | 3 026         | 3 111         | 2 880        | 2 063        | 1 610        | 987          | 541          | 343               | 2.90        | 45 005         |
| 5 to 9 -----  | 7 031         | 1 781         | 1 561         | 1 149        | 1 032        | 621          | 428          | 347          | 112               | 2.65        | 21 221         |
| 10 to 49 -----  | 9 077         | 3 342         | 2 271         | 1 600        | 890          | 474          | 294          | 100          | 106               | 2.03        | 21 723         |
| 50 or more -----  | 14 940        | 6 112         | 3 164         | 1 996        | 1 580        | 1 045        | 510          | 346          | 187               | 1.93        | 37 139         |
| Mobile home or trailer, etc. -----  | 73            | 28            | 45            | -            | -            | -            | -            | -            | -                 | 1.69        | 113            |
| <b>GROSS RENT</b>   |               |               |               |              |              |              |              |              |                   |             |                |
| <b>Specified renter-occupied housing units</b> -----                        | <b>51 686</b> | <b>15 233</b> | <b>11 299</b> | <b>8 924</b> | <b>6 661</b> | <b>4 382</b> | <b>2 589</b> | <b>1 637</b> | <b>961</b>        | <b>2.44</b> | <b>145 662</b> |
| Less than \$100 -----   | 8 762         | 3 979         | 1 684         | 1 186        | 781          | 594          | 244          | 177          | 117               | 1.74        | 20 273         |
| \$100 to \$149 -----  | 5 265         | 2 492         | 1 164         | 581          | 386          | 285          | 156          | 101          | 100               | 1.62        | 12 313         |
| \$150 to \$199 -----  | 8 600         | 3 286         | 2 136         | 1 267        | 851          | 503          | 347          | 140          | 70                | 1.97        | 21 347         |
| \$200 to \$249 -----  | 12 073        | 3 378         | 2 980         | 2 476        | 1 490        | 888          | 461          | 295          | 105               | 2.39        | 31 458         |
| \$250 to \$299 -----  | 9 325         | 1 441         | 2 114         | 2 008        | 1 590        | 1 043        | 562          | 361          | 206               | 3.05        | 29 539         |
| \$300 to \$349 -----  | 4 316         | 316           | 763           | 802          | 908          | 651          | 361          | 322          | 193               | 3.81        | 16 791         |
| \$350 to \$399 -----  | 1 827         | 115           | 245           | 336          | 445          | 227          | 263          | 135          | 61                | 3.99        | 7 357          |
| \$400 to \$499 -----  | 893           | 65            | 99            | 152          | 161          | 143          | 114          | 80           | 79                | 4.31        | 4 298          |
| \$500 or more -----   | 207           | 13            | 10            | 30           | 7            | 37           | 73           | 7            | 30                | 5.59        | 1 204          |
| No cash rent -----  | 418           | 148           | 104           | 86           | 42           | 11           | 8            | 19           | -                 | 2.09        | 1 082          |
| Median -----  | \$213         | \$169         | \$210         | \$230        | \$245        | \$246        | \$258        | \$264        | \$276             | ...         | ...            |
| <b>SELECTED CHARACTERISTICS</b>   |               |               |               |              |              |              |              |              |                   |             |                |
| <b>All income levels in 1979</b> -----                                      | <b>51 869</b> | <b>15 251</b> | <b>11 299</b> | <b>8 946</b> | <b>6 707</b> | <b>4 437</b> | <b>2 613</b> | <b>1 637</b> | <b>979</b>        | <b>2.45</b> | <b>146 498</b> |
| Median income -----   | \$7 664       | \$4 738       | \$7 922       | \$8 538      | \$9 592      | \$9 246      | \$10 177     | \$12 453     | \$11 427          | ...         | ...            |
| Median gross rent as percentage of household income -----                   | 26.9          | 28.5          | 26.3          | 26.8         | 26.0         | 25.8         | 26.3         | 23.4         | 22.7              | ...         | ...            |
| <b>Income in 1979 below poverty level</b> -----                             | <b>21 850</b> | <b>6 443</b>  | <b>3 994</b>  | <b>3 641</b> | <b>2 779</b> | <b>2 245</b> | <b>1 363</b> | <b>758</b>   | <b>627</b>        | <b>2.63</b> | <b>...</b>     |
| Median income -----   | \$3 455       | \$2500-       | \$3 216       | \$3 612      | \$4 001      | \$5 309      | \$6 115      | \$6 442      | \$7 770           | ...         | ...            |
| Median gross rent as percentage of household income -----                   | 50+           | 50+           | 50+           | 50+          | 50+          | 50+          | 50+          | 42.4         | 40.6              | ...         | ...            |



Table E — 34. Household Composition and Age of Householder for Owner- and Renter-Occupied Housing Units With a Black Householder: 1980

[Data are estimates based on a sample, see Introduction. For meaning of symbols, see appendices A and B.]

| Newark city   | Married-couple families |                |                |                |                |                | Male householder, no wife present |                |                |                |                |                | Female householder, no husband present |                |                |                |                |                | Median age |                   |
|---|-------------------------|----------------|----------------|----------------|----------------|----------------|-----------------------------------|----------------|----------------|----------------|----------------|----------------|--|----------------|----------------|----------------|----------------|----------------|------------|-------------------|
|   | 15 to 24 years          |                | 25 to 34 years |                | 35 to 44 years |                | 15 to 24 years                    |                | 25 to 34 years |                | 35 to 44 years |                | 15 to 24 years                         |                | 25 to 34 years |                | 35 to 44 years |                |            | 65 years and over |
|   | 15 to 24 years          | 25 to 34 years | 15 to 24 years | 25 to 34 years | 15 to 24 years | 25 to 34 years | 15 to 24 years                    | 25 to 34 years | 15 to 24 years | 25 to 34 years | 15 to 24 years | 25 to 34 years | 15 to 24 years                         | 25 to 34 years | 15 to 24 years | 25 to 34 years | 15 to 24 years | 25 to 34 years |            |                   |
| <b>Owner-occupied housing units</b>   | <b>10 908</b>           |                |                |                |                |                |                                   |                |                |                |                |                |  |                |                |                |                |                |            |                   |
| 1 person  | —                       | —              | —              | —              | —              | —              | 31                                | 62             | 31             | 263            | 130            | 15             | 34                                     | 49             | 333            | 382            | 60.6           |                |            |                   |
| 2 persons   | —                       | 52             | 111            | 785            | —              | —              | 8                                 | 28             | 28             | 60             | 69             | 15             | 39                                     | 60             | 114            | 381            | 58.2           |                |            |                   |
| 3 persons   | —                       | 963            | 1 779          | 7 500          | —              | —              | 9                                 | 26             | 19             | 93             | 5              | 8              | 30                                     | 99             | 318            | 201            | 53.6           |                |            |                   |
| 4 persons   | —                       | 1 855          | 1 221          | 3 899          | —              | —              | 10                                | 5              | 14             | 60             | 19             | 17             | 14                                     | 47             | 174            | 118            | 47.3           |                |            |                   |
| 5 persons   | —                       | 2 287          | 1 044          | 2 330          | —              | —              | 10                                | 10             | 20             | 20             | 10             | —              | —                                      | 102            | 81             | 8              | 45.8           |                |            |                   |
| 6 or more persons   | —                       | 3 336          | 1 221          | 636            | —              | —              | 1 44                              | 1 63           | 3 13           | 76             | 10             | 8              | 8                                      | 212            | 254            | 29             | 46.2           |                |            |                   |
| Median  | 4.0                     | 4.3            | 4.9            | 3.7            | —              | —              | 1.44                              | 1.63           | 3.13           | 1.94           | 1.43           | 2.69           | 2.92                                   | 4.15           | 2.59           | 1.57           | ...            |                |            |                   |
| Total persons   | 30                      | 2 605          | 8 667          | 15 259         | 2 884          | —              | 139                               | 306            | 705            | 1 749          | 551            | 195            | 768                                    | 3 256          | 5 224          | 1 594          | 51.6           |                |            |                   |
| <b>PLUMBING FACILITIES BY PERSONS PER ROOM</b>  |                         |                |                |                |                |                |                                   |                |                |                |                |                |  |                |                |                |                |                |            |                   |
| Complete plumbing for exclusive use   | 10 604                  | —              | 1 476          | 3 340          | 836            | —              | 48                                | 131            | 164            | 644            | 243            | 63             | 221                                    | 742            | 1 424          | 779            | 51.6           |                |            |                   |
| 1.01 or more persons per room   | 903                     | —              | 285            | 300            | 37             | —              | —                                 | —              | 23             | 13             | —              | 8              | 17                                     | 71             | 83             | 5              | 44.7           |                |            |                   |
| Lacking complete plumbing for exclusive use   | 304                     | —              | 69             | 74             | 28             | —              | 10                                | —              | —              | —              | —              | —              | —                                      | 8              | —              | 15             | 49.4           |                |            |                   |
| 1.01 or more persons per room   | 53                      | —              | 13             | 27             | —              | —              | —                                 | —              | —              | —              | —              | —              | —                                      | —              | —              | —              | 45.4           |                |            |                   |
| <b>MORTGAGE STATUS AND SELECTED MONTHLY OWNER COSTS AS PERCENTAGE OF HOUSEHOLD INCOME IN 1979</b> |                         |                |                |                |                |                |                                   |                |                |                |                |                |  |                |                |                |                |                |            |                   |
| Specified owner-occupied housing units  | <b>3 605</b>            |                |                |                |                |                |                                   |                |                |                |                |                |  |                |                |                |                |                |            |                   |
| With a mortgage   | 2 718                   | —              | 225            | 1 164          | 258            | —              | 6                                 | 26             | 63             | 138            | 22             | 16             | 90                                     | 315            | 483            | 218            | 49.6           |                |            |                   |
| Less than 15 percent  | 15                      | —              | 558            | 946            | 133            | —              | 6                                 | 10             | 18             | 24             | 15             | 16             | 73                                     | 273            | 308            | 36             | 46.8           |                |            |                   |
| 15 to 19 percent  | 415                     | —              | 117            | 179            | 13             | —              | —                                 | —              | —              | —              | —              | —              | —                                      | —              | —              | —              | 47.0           |                |            |                   |
| 20 to 24 percent  | 375                     | —              | 51             | 171            | 23             | —              | —                                 | —              | —              | —              | —              | —              | —                                      | —              | —              | —              | 46.9           |                |            |                   |
| 25 to 29 percent  | 327                     | —              | 40             | 92             | 10             | —              | —                                 | —              | —              | —              | —              | —              | —                                      | —              | —              | —              | 47.5           |                |            |                   |
| 30 to 34 percent  | 252                     | —              | 24             | 58             | 8              | —              | —                                 | —              | —              | —              | —              | —              | —                                      | —              | —              | —              | 46.4           |                |            |                   |
| 35 percent or more  | 713                     | —              | 58             | 713            | 184            | —              | —                                 | —              | —              | —              | —              | —              | —                                      | —              | —              | —              | 44.1           |                |            |                   |
| Not computed  | 28                      | —              | 8              | 13             | 66             | —              | 6                                 | —              | —              | —              | —              | 16             | 37                                     | 155            | 54             | 25             | 44.8           |                |            |                   |
| Median  | 24.5                    | —              | 20.4           | 20.6           | 34.8           | —              | —                                 | 20.4           | 25.5           | 20.6           | 50+            | 50+            | 40.7                                   | 41.2           | 27.0           | 6              | 35.0           |                |            |                   |
| <b>Not mortgaged</b>  | <b>887</b>              |                |                |                |                |                |                                   |                |                |                |                |                |  |                |                |                |                |                |            |                   |
| Less than 10 percent  | 19                      | —              | 16             | 43             | 125            | —              | —                                 | —              | —              | —              | —              | —              | —                                      | —              | —              | —              | 60.0           |                |            |                   |
| 10 to 14 percent  | 15                      | —              | 7              | 25             | 39             | —              | —                                 | —              | —              | —              | —              | —              | —                                      | —              | —              | —              | 47.0           |                |            |                   |
| 15 to 19 percent  | 255                     | —              | 4              | 80             | 36             | —              | —                                 | —              | —              | —              | —              | —              | —                                      | —              | —              | —              | 58.8           |                |            |                   |
| 20 to 24 percent  | 104                     | —              | 9              | 28             | 24             | —              | —                                 | —              | —              | —              | —              | —              | —                                      | —              | —              | —              | 58.3           |                |            |                   |
| 25 to 29 percent  | 92                      | —              | 6              | 35             | 19             | —              | —                                 | —              | —              | —              | —              | —              | —                                      | —              | —              | —              | 61.4           |                |            |                   |
| 30 to 34 percent  | 30                      | —              | —              | —              | —              | —              | —                                 | —              | —              | —              | —              | —              | —                                      | —              | —              | —              | 45.7           |                |            |                   |
| 35 percent or more  | 21                      | —              | —              | —              | —              | —              | —                                 | —              | —              | —              | —              | —              | —                                      | —              | —              | —              | 45.7           |                |            |                   |
| Not computed  | 67                      | —              | —              | —              | 13             | —              | —                                 | —              | —              | —              | —              | —              | —                                      | —              | —              | —              | 62.2           |                |            |                   |
| Median  | 16.7                    | —              | 15.6           | 14.4           | 14.8           | —              | —                                 | —              | —              | —              | —              | —              | —                                      | —              | —              | —              | 49.7           |                |            |                   |
| <b>Renter-occupied housing units</b>  | <b>51 869</b>           |                |                |                |                |                |                                   |                |                |                |                |                |  |                |                |                |                |                |            |                   |
| 1 person  | 15 251                  | —              | —              | —              | —              | —              | 409                               | 1 255          | 1 549          | 2 215          | 992            | 461            | 1 336                                  | 896            | 3 180          | 2 958          | 52.3           |                |            |                   |
| 2 persons   | 11 299                  | —              | 367            | 1 362          | 873            | —              | 232                               | 367            | 298            | 531            | 205            | 1 318          | 1 758                                  | 961            | 1 736          | 693            | 43.6           |                |            |                   |
| 3 persons   | 8 946                   | —              | 495            | 743            | 258            | —              | 145                               | 191            | 138            | 260            | 31             | 1 129          | 2 127                                  | 1 154          | 1 034          | 140            | 34.1           |                |            |                   |
| 4 persons   | 6 707                   | —              | 599            | 485            | 107            | —              | 58                                | 144            | 148            | 145            | 30             | 535            | 1 436                                  | 1 191          | 673            | 110            | 35.6           |                |            |                   |
| 5 persons   | 4 437                   | —              | 70             | 583            | 81             | —              | 15                                | 45             | 45             | 33             | —              | 406            | 1 042                                  | 776            | 406            | 47             | 35.6           |                |            |                   |
| 6 or more persons   | 5 229                   | —              | 820            | 573            | 69             | —              | 28                                | 28             | 56             | 46             | —              | 185            | 521                                    | 419            | 722            | 9              | 38.9           |                |            |                   |
| Median  | 2.45                    | —              | 3.86           | 3.08           | 2.29           | —              | 1.60                              | 1.31           | 1.22           | 1.23           | 1.13           | 2.69           | 3.05                                   | 3.66           | 1.90           | 1.17           | ...            |                |            |                   |
| Total persons   | 146 498                 | —              | 12 716         | 13 161         | 3 631          | —              | 1 675                             | 3 534          | 3 770          | 5 000          | 1 610          | 11 301         | 27 276                                 | 23 980         | 19 118         | 4 971          | 40.3           |                |            |                   |
| <b>PLUMBING FACILITIES BY PERSONS PER ROOM</b>  |                         |                |                |                |                |                |                                   |                |                |                |                |                |  |                |                |                |                |                |            |                   |
| Complete plumbing for exclusive use   | 49 434                  | —              | 3 086          | 2 660          | 3 439          | —              | 766                               | 1 926          | 2 045          | 3 032          | 1 211          | 3 688          | 8 190                                  | 6 107          | 7 491          | 3 817          | 40.5           |                |            |                   |
| 1.01 or more persons per room   | 6 295                   | —              | 849            | 481            | 57             | —              | 92                                | 65             | 137            | 79             | 14             | 556            | 1 172                                  | 1 270          | 749            | 37             | 36.7           |                |            |                   |
| Lacking complete plumbing for exclusive use   | 445                     | —              | 131            | 127            | 143            | —              | 98                                | 104            | 189            | 198            | 47             | 309            | 330                                    | 290            | 260            | 140            | 37.9           |                |            |                   |
| 1.01 or more persons per room   | 445                     | —              | 31             | 42             | 12             | —              | —                                 | —              | —              | 15             | —              | 35             | 115                                    | 65             | 46             | 9              | 36.6           |                |            |                   |
| <b>GROSS RENT AS PERCENTAGE OF HOUSEHOLD INCOME IN 1979</b>                                       |                         |                |                |                |                |                |                                   |                |                |                |                |                |  |                |                |                |                |                |            |                   |
| Specified renter-occupied housing units   | <b>51 686</b>           |                |                |                |                |                |                                   |                |                |                |                |                |  |                |                |                |                |                |            |                   |
| Less than 15 percent  | 9 444                   | —              | 3 184          | 2 762          | 1 388          | —              | 864                               | 2 030          | 2 234          | 3 230          | 1 258          | 3 997          | 8 520                                  | 6 397          | 7 751          | 3 957          | 40.3           |                |            |                   |
| 15 to 19 percent  | 7 429                   | —              | 934            | 1 141          | 357            | —              | 63                                | 327            | 375            | 274            | 135            | 3 989          | 8 491                                  | 6 361          | 7 742          | 3 939          | 40.3           |                |            |                   |
| 20 to 24 percent  | 4 526                   | —              | 324            | 415            | 234            | —              | 110                               | 406            | 228            | 406            | 183            | 326            | 1 107                                  | 754            | 1 110          | 673            | 41.0           |                |            |                   |
| 25 to 29 percent  | 3 248                   | —              | 430            | 373            | 265            | —              | 109                               | 240            | 275            | 344            | 188            | 326            | 638                                    | 567            | 737            | 628            | 40.1           |                |            |                   |
| 30 to 34 percent  | 5 831                   | —              | 90             | 233            | 170            | —              | 78                                | 262            | 206            | 206            | 170            | 526            | 458                                    | 387            | 589            | 325            | 40.1           |                |            |                   |
| 35 to 49 percent  | 12 899                  | —              | 58             | 304            | 136            | —              | 128                               | 16             | 176            | 84             | 84             | 526            | 1 083                                  | 656            | 539            | 534            | 41.8           |                |            |                   |
| 50 percent or more  | 2 178                   | —              | 271            | 228            | 142            | —              | 231                               | 322            | 392            | 745            | 166            | 1 817          | 2 985                                  | 2 074          | 2 023          | 974            | 40.0           |                |            |                   |
| Not computed  | 26.9                    | —              | 20.4           | 18.8           | 18.6           | —              | 63                                | 124            | 95             | 145            | 69             | 240            | 377                                    | 139            | 361            | 176            | 37.2           |                |            |                   |
| Median  | 26.9                    | —              | 20.4           | 18.6           | 18.6           | —              | 32.3                              | 24.6           | 21.4           | 23.3           | 27.7           | 48.1           | 32.4                                   | 32.9           | 29.5           | 26.1           | ...            |                |            |                   |

**Table E—35. Age and Sex of Householder in One-Person Households for Owner- and Renter-Occupied Housing Units With a Black Householder: 1980**

[Data are estimates based on a sample, see Introduction. For meaning of symbols, see Introduction. For definitions of terms, see appendixes A and B.]

| Newark city   | Male householder |                |                |                |                |                   |            | Female householder |                |                |                |                   |              |
|---|------------------|----------------|----------------|----------------|----------------|-------------------|------------|--------------------|----------------|----------------|----------------|-------------------|--------------|
|   | Total            | 15 to 24 years | 25 to 34 years | 35 to 44 years | 45 to 64 years | 65 years and over | Total      | 15 to 24 years     | 25 to 34 years | 35 to 44 years | 45 to 64 years | 65 years and over |              |
| <b>Owner-occupied housing units</b> .....   | <b>1 330</b>     | <b>517</b>     | <b>31</b>      | <b>62</b>      | <b>31</b>      | <b>263</b>        | <b>130</b> | <b>813</b>         | <b>15</b>      | <b>34</b>      | <b>49</b>      | <b>333</b>        | <b>382</b>   |
| <b>PLUMBING FACILITIES</b>  |                  |                |                |                |                |                   |            |                    |                |                |                |                   |              |
| Complete plumbing for exclusive use .....   | 1 288            | 517            | 31             | 62             | 31             | 263               | 130        | 771                | 15             | 34             | 49             | 302               | 371          |
| Lacking complete plumbing for exclusive use .....                                   | 42               | —              | —              | —              | —              | —                 | —          | 42                 | —              | —              | —              | 31                | 11           |
| <b>UNITS IN STRUCTURE</b>   |                  |                |                |                |                |                   |            |                    |                |                |                |                   |              |
| 1, detached or attached .....   | 322              | 129            | 6              | 16             | 12             | 82                | 13         | 193                | —              | 25             | 6              | 51                | 111          |
| 2 or more .....   | 1 008            | 388            | 25             | 46             | 19             | 181               | 117        | 620                | 15             | 9              | 43             | 282               | 271          |
| Mobile home or trailer, etc. ....   | —                | —              | —              | —              | —              | —                 | —          | —                  | —              | —              | —              | —                 | —            |
| <b>HOUSEHOLD INCOME IN 1979</b>   |                  |                |                |                |                |                   |            |                    |                |                |                |                   |              |
| Less than \$5,000 .....   | 463              | 103            | 6              | 12             | —              | 42                | 43         | 360                | 8              | —              | 13             | 88                | 251          |
| \$5,000 to \$9,999 .....  | 347              | 115            | 18             | 25             | —              | 30                | 42         | 232                | 7              | 8              | 13             | 125               | 79           |
| \$10,000 to \$12,499 .....  | 164              | 58             | —              | 7              | 6              | 36                | 9          | 106                | —              | 7              | —              | 74                | 25           |
| \$12,500 to \$14,999 .....  | 78               | 45             | —              | —              | —              | 36                | 9          | 33                 | —              | 10             | —              | 14                | 9            |
| \$15,000 to \$19,999 .....  | 136              | 71             | —              | 12             | —              | 42                | 17         | 65                 | —              | 9              | 23             | 24                | 9            |
| \$20,000 to \$24,999 .....  | 59               | 42             | —              | —              | 6              | 36                | —          | 17                 | —              | —              | —              | 8                 | 9            |
| \$25,000 to \$34,999 .....  | 51               | 51             | 7              | 6              | 10             | 28                | —          | —                  | —              | —              | —              | —                 | —            |
| \$35,000 to \$49,999 .....  | 32               | 32             | —              | —              | 9              | 13                | 10         | —                  | —              | —              | —              | —                 | —            |
| \$50,000 or more .....  | —                | —              | —              | —              | —              | —                 | —          | —                  | —              | —              | —              | —                 | —            |
| Median .....  | \$8 160          | \$11 746       | \$8 819        | \$9 400        | \$31 750       | \$14 132          | \$6 528    | \$6 174            | \$4 844        | \$13 000       | \$9 464        | \$8 470           | \$4 038      |
| Mean .....  | \$9 667          | \$13 803       | \$11 162       | \$10 811       | \$26 676       | \$15 052          | \$10 264   | \$7 036            | \$4 610        | \$13 057       | \$10 592       | \$8 079           | \$5 231      |
| <b>MORTGAGE STATUS AND SELECTED MONTHLY OWNER COSTS</b>                             |                  |                |                |                |                |                   |            |                    |                |                |                |                   |              |
| <b>Specified owner-occupied housing units</b> .....                                 | <b>313</b>       | <b>125</b>     | <b>6</b>       | <b>16</b>      | <b>12</b>      | <b>82</b>         | <b>9</b>   | <b>188</b>         | <b>—</b>       | <b>25</b>      | <b>6</b>       | <b>46</b>         | <b>111</b>   |
| <b>With a mortgage</b> .....  | <b>153</b>       | <b>95</b>      | <b>6</b>       | <b>16</b>      | <b>6</b>       | <b>58</b>         | <b>9</b>   | <b>58</b>          | <b>—</b>       | <b>17</b>      | <b>—</b>       | <b>30</b>         | <b>11</b>    |
| Less than \$200 .....   | 12               | —              | —              | —              | —              | —                 | —          | 12                 | —              | —              | —              | 12                | —            |
| \$200 to \$249 .....  | 40               | 24             | —              | —              | —              | 24                | —          | 16                 | —              | —              | —              | 5                 | 11           |
| \$250 to \$299 .....  | 9                | 9              | —              | —              | —              | 9                 | —          | —                  | —              | —              | —              | —                 | —            |
| \$300 to \$349 .....  | 26               | 19             | —              | 5              | —              | 14                | —          | 7                  | —              | —              | —              | 7                 | —            |
| \$350 to \$399 .....  | 10               | —              | —              | —              | —              | —                 | —          | 10                 | —              | 10             | —              | —                 | —            |
| \$400 to \$499 .....  | 41               | 28             | 6              | 5              | 6              | 11                | —          | 13                 | —              | 7              | —              | 6                 | —            |
| \$500 to \$599 .....  | 6                | 6              | —              | 6              | —              | —                 | —          | —                  | —              | —              | —              | —                 | —            |
| \$600 to \$749 .....  | 9                | 9              | —              | —              | —              | —                 | 9          | —                  | —              | —              | —              | —                 | —            |
| \$750 or more .....   | —                | —              | —              | —              | —              | —                 | —          | —                  | —              | —              | —              | —                 | —            |
| Median .....  | \$330            | \$338          | \$425          | \$480          | \$475          | \$278             | \$675      | \$307              | —              | \$392          | —              | \$230             | \$225        |
| <b>Not mortgaged</b> .....  | <b>160</b>       | <b>30</b>      | <b>—</b>       | <b>—</b>       | <b>6</b>       | <b>24</b>         | <b>—</b>   | <b>130</b>         | <b>—</b>       | <b>8</b>       | <b>6</b>       | <b>16</b>         | <b>100</b>   |
| Less than \$50 .....  | 6                | —              | —              | —              | —              | —                 | —          | 6                  | —              | —              | 6              | —                 | —            |
| \$50 to \$74 .....  | —                | —              | —              | —              | —              | —                 | —          | —                  | —              | —              | —              | —                 | —            |
| \$75 to \$99 .....  | 9                | —              | —              | —              | —              | —                 | —          | 9                  | —              | —              | —              | —                 | 9            |
| \$100 to \$124 .....  | 6                | 6              | —              | —              | 6              | —                 | —          | —                  | —              | —              | —              | —                 | —            |
| \$125 to \$149 .....  | 22               | —              | —              | —              | —              | —                 | —          | 22                 | —              | —              | —              | 8                 | 14           |
| \$150 to \$199 .....  | 51               | 6              | —              | —              | —              | 6                 | —          | 45                 | —              | —              | —              | —                 | 45           |
| \$200 to \$249 .....  | 50               | 11             | —              | —              | —              | 11                | —          | 39                 | —              | 8              | —              | 8                 | 23           |
| \$250 or more .....   | 16               | 7              | —              | —              | —              | 7                 | —          | 9                  | —              | —              | —              | —                 | 9            |
| Median .....  | \$186            | \$214          | —              | —              | \$113          | \$227             | —          | \$181              | —              | \$225          | \$50—          | \$175             | \$180        |
| <b>SELECTED CHARACTERISTICS</b>   |                  |                |                |                |                |                   |            |                    |                |                |                |                   |              |
| Median selected monthly owner costs as percentage of household income in 1979 ..... | 33.4             | 22.4           | —              | 24.6           | 25.0           | 21.0              | 50+        | 43.8               | —              | 32.2           | —              | 35.0              | 50+          |
| With a mortgage .....   | 32.3             | 22.2           | —              | 24.6           | 32.5           | 17.8              | 50+        | 42.1               | —              | 34.2           | —              | 37.0              | 50+          |
| Not mortgaged .....   | 36.9             | 22.7           | —              | —              | 17.5           | 24.1              | —          | 47.0               | —              | 27.5           | —              | 27.0              | 50+          |
| Income in 1979 below poverty level .....  | 33.2             | 7.6            | 6              | 12             | —              | 19                | 39         | 25.6               | 8              | —              | 13             | 6.6               | 16.9         |
| Percent below poverty level .....   | 25.0             | 14.7           | 19.4           | 19.4           | —              | 7.2               | 30.0       | 31.5               | 53.3           | —              | 26.5           | 19.8              | 44.2         |
| <b>Renter-occupied housing units</b> .....  | <b>15 251</b>    | <b>6 420</b>   | <b>409</b>     | <b>1 255</b>   | <b>1 549</b>   | <b>2 215</b>      | <b>992</b> | <b>8 831</b>       | <b>461</b>     | <b>1 336</b>   | <b>896</b>     | <b>3 180</b>      | <b>2 958</b> |
| <b>PLUMBING FACILITIES</b>  |                  |                |                |                |                |                   |            |                    |                |                |                |                   |              |
| Complete plumbing for exclusive use .....   | 14 418           | 5 897          | 319            | 1 165          | 1 406          | 2 056             | 951        | 8 521              | 393            | 1 310          | 830            | 3 105             | 2 883        |
| Lacking complete plumbing for exclusive use .....                                   | 833              | 523            | 90             | 90             | 143            | 159               | 41         | 310                | 68             | 26             | 66             | 75                | 75           |
| <b>UNITS IN STRUCTURE</b>   |                  |                |                |                |                |                   |            |                    |                |                |                |                   |              |
| 1, detached or attached .....   | 163              | 78             | —              | 4              | 9              | 58                | 7          | 85                 | 11             | 9              | 15             | 24                | 26           |
| 2 .....   | 799              | 395            | 26             | 75             | 139            | 109               | 46         | 404                | —              | 30             | 98             | 131               | 145          |
| 3 and 4 .....   | 3 026            | 1 363          | 104            | 234            | 383            | 531               | 111        | 1 663              | 101            | 241            | 272            | 730               | 319          |
| 5 to 9 .....  | 1 781            | 631            | 23             | 92             | 150            | 305               | 61         | 1 150              | 27             | 81             | 110            | 595               | 337          |
| 10 to 49 .....  | 3 342            | 1 483          | 135            | 235            | 418            | 517               | 178        | 1 859              | 106            | 397            | 212            | 606               | 538          |
| 50 or more .....  | 6 112            | 2 470          | 121            | 615            | 450            | 695               | 589        | 3 642              | 198            | 568            | 189            | 1 094             | 1 593        |
| Mobile home or trailer, etc. ....   | 28               | —              | —              | —              | —              | —                 | —          | 28                 | 18             | 10             | —              | —                 | —            |
| <b>HOUSEHOLD INCOME IN 1979</b>   |                  |                |                |                |                |                   |            |                    |                |                |                |                   |              |
| Less than \$5,000 .....   | 8 113            | 2 725          | 220            | 295            | 460            | 1 025             | 725        | 5 388              | 249            | 360            | 441            | 1 929             | 2 409        |
| \$5,000 to \$9,999 .....  | 3 289            | 1 306          | 85             | 302            | 300            | 397               | 222        | 1 983              | 172            | 406            | 203            | 786               | 416          |
| \$10,000 to \$12,499 .....  | 1 297            | 736            | 71             | 216            | 148            | 269               | 32         | 561                | 30             | 186            | 113            | 170               | 62           |
| \$12,500 to \$14,999 .....  | 1 001            | 501            | 21             | 120            | 202            | 152               | 6          | 500                | 10             | 220            | 48             | 188               | 34           |
| \$15,000 to \$19,999 .....  | 1 100            | 808            | 12             | 234            | 301            | 254               | 7          | 292                | —              | 97             | 91             | 87                | 17           |
| \$20,000 to \$24,999 .....  | 226              | 148            | —              | 50             | 59             | 39                | —          | 78                 | —              | 55             | —              | 13                | 10           |
| \$25,000 to \$34,999 .....  | 171              | 142            | —              | 20             | 79             | 43                | —          | 29                 | —              | 12             | —              | 7                 | 10           |
| \$35,000 to \$49,999 .....  | 36               | 36             | —              | —              | —              | 36                | —          | —                  | —              | —              | —              | —                 | —            |
| \$50,000 or more .....  | 18               | 18             | —              | —              | —              | —                 | —          | —                  | —              | —              | —              | —                 | —            |
| Median .....  | \$4 738          | \$6 737        | \$4 365        | \$10 353       | \$10 245       | \$5 950           | \$3 963    | \$4 250            | \$4 608        | \$8 828        | \$5 243        | \$4 172           | \$3 677      |
| Mean .....  | \$6 778          | \$8 524        | \$5 688        | \$10 942       | \$10 401       | \$8 245           | \$4 325    | \$5 509            | \$4 864        | \$8 924        | \$6 639        | \$5 277           | \$3 973      |
| <b>GROSS RENT</b>   |                  |                |                |                |                |                   |            |                    |                |                |                |                   |              |
| <b>Specified renter-occupied housing units</b> .....                                | <b>15 233</b>    | <b>6 420</b>   | <b>409</b>     | <b>1 255</b>   | <b>1 549</b>   | <b>2 215</b>      | <b>992</b> | <b>8 813</b>       | <b>461</b>     | <b>1 336</b>   | <b>896</b>     | <b>3 171</b>      | <b>2 949</b> |
| Less than \$100 .....   | 3 979            | 1 084          | 56             | 31             | 100            | 487               | 410        | 2 895              | 18             | 45             | 79             | 946               | 1 807        |
| \$100 to \$149 .....  | 2 492            | 1 285          | 108            | 153            | 331            | 443               | 250        | 1 207              | 94             | 65             | 113            | 481               | 454          |
| \$150 to \$199 .....  | 3 286            | 1 618          | 123            | 302            | 467            | 523               | 203        | 1 668              | 169            | 330            | 200            | 619               | 350          |
| \$200 to \$249 .....  | 3 378            | 1 497          | 101            | 423            | 476            | 417               | 80         | 1 881              | 105            | 572            | 290            | 712               | 202          |
| \$250 to \$299 .....  | 1 441            | 675            | 21             | 250            | 118            | 260               | 26         | 766                | 64             | 218            | 144            | 282               | 58           |
| \$300 to \$349 .....  | 316              | 131            | —              | 77             | 20             | 19                | 15         | 185                | —              | 75             | —              | 38                | 58           |
| \$350 to \$399 .....  | 115              | 44             | —              | 11             | 17             | 16                | —          | 71                 | —              | —              | —              | 32                | 21           |
| \$400 to \$499 .....  | 65               | 17             | —              | 4              | —              | 13                | —          | 48                 | 11             | 7              | —              | —                 | 30           |
| \$500 or more .....   | 13               | 4              | —              | 4              | —              | —                 | —          | 9                  | —              | 9              | —              | —                 | —            |
| No cash rent .....  | 148              | 65             | —              | —              | 20             | 37                | 8          | 83                 | —              | 15             | —              | 22                | 46           |
| Median .....  | \$169            | \$177          | \$167          | \$215          | \$189          | \$166             | \$115      | \$162              | \$189          | \$218          | \$209          | \$164             | \$74         |
| <b>SELECTED CHARACTERISTICS</b>   |                  |                |                |                |                |                   |            |                    |                |                |                |                   |              |
| Median gross rent as percentage of household income in 1979 .....                   | 28.5             | 25.5           | 36.0           | 24.9           | 22.1           | 24.8              | 28.6       | 30.7               | 43.3           | 28.6           | 38.9           | 33.1              | 26.5         |
| Income in 1979 below poverty level .....  | 6 443            | 2 052          | 178            | 257            | 383            | 851               | 383        | 4 391              | 215            | 304            | 374            | 1 684             | 1 814        |
| Percent below poverty level .....   | 42.2             | 32.0           | 43.5           | 20.5           | 24.7           | 38.4              | 38.6       | 49.7               | 46.6           | 22.8           | 41.7           | 53.0              | 61.3         |



Table E-58. Value of Owner-Occupied Housing Units With a Spanish Origin Householder: 1980

[Oto ore estimates based on a sample, see Introduction. For meaning of symbols, see Introduction. For definitions of terms, see appendixes A and B]

| Newark city   | Total           | Less than \$10,000 | \$10,000 to \$19,999 | \$20,000 to \$29,999 | \$30,000 to \$39,999 | \$40,000 to \$49,999 | \$50,000 to \$59,999 | \$60,000 to \$79,999 | \$80,000 to \$99,999 | \$100,000 to \$149,999 | \$150,000 or more | Median (dollars) | Mean (dollars) |
|---|-----------------|--------------------|----------------------|----------------------|----------------------|----------------------|----------------------|----------------------|----------------------|------------------------|-------------------|------------------|----------------|
| <b>Specified owner-occupied housing units</b> -----   | <b>666</b>      | <b>7</b>           | <b>137</b>           | <b>177</b>           | <b>169</b>           | <b>123</b>           | <b>41</b>            | <b>12</b>            | -                    | -                      | -                 | <b>30 600</b>    | <b>31 000</b>  |
| <b>HOUSEHOLD TYPE AND AGE OF HOUSEHOLDER</b>  |                 |                    |                      |                      |                      |                      |                      |                      |                      |                        |                   |                  |                |
| <b>Married-couple families</b> -----  | <b>544</b>      | -                  | <b>105</b>           | <b>141</b>           | <b>169</b>           | <b>80</b>            | <b>37</b>            | <b>12</b>            | -                    | -                      | -                 | <b>31 200</b>    | <b>31 400</b>  |
| 15 to 24 years -----  | 4               | -                  | -                    | -                    | 4                    | -                    | -                    | -                    | -                    | -                      | -                 | 37 500           | 37 500         |
| 25 to 34 years -----  | 83              | -                  | 15                   | 13                   | 25                   | 22                   | 8                    | -                    | -                    | -                      | -                 | 32 700           | 33 600         |
| 35 to 44 years -----  | 153             | -                  | 32                   | 27                   | 62                   | 8                    | 24                   | -                    | -                    | -                      | -                 | 31 900           | 31 200         |
| 45 to 64 years -----  | 279             | -                  | 49                   | 89                   | 74                   | 50                   | 5                    | 12                   | -                    | -                      | -                 | 30 300           | 31 600         |
| 65 years and over -----   | 25              | -                  | 9                    | 12                   | 4                    | -                    | -                    | -                    | -                    | -                      | -                 | 21 800           | 22 000         |
| <b>Male householder, no wife present</b> -----  | <b>36</b>       | -                  | -                    | <b>20</b>            | -                    | <b>16</b>            | -                    | -                    | -                    | -                      | -                 | <b>27 300</b>    | <b>33 500</b>  |
| 15 to 24 years -----  | -               | -                  | -                    | -                    | -                    | -                    | -                    | -                    | -                    | -                      | -                 | -                | -              |
| 25 to 34 years -----  | 7               | -                  | -                    | -                    | -                    | 7                    | -                    | -                    | -                    | -                      | -                 | 42 500           | 42 500         |
| 35 to 44 years -----  | 7               | -                  | -                    | 7                    | -                    | -                    | -                    | -                    | -                    | -                      | -                 | 26 300           | 26 300         |
| 45 to 64 years -----  | 22              | -                  | -                    | 13                   | -                    | 9                    | -                    | -                    | -                    | -                      | -                 | 27 100           | 32 900         |
| 65 years and over -----   | -               | -                  | -                    | -                    | -                    | -                    | -                    | -                    | -                    | -                      | -                 | -                | -              |
| <b>Female householder, no husband present</b> -----   | <b>86</b>       | <b>7</b>           | <b>32</b>            | <b>16</b>            | -                    | <b>27</b>            | <b>4</b>             | -                    | -                    | -                      | -                 | <b>24 200</b>    | <b>27 700</b>  |
| 15 to 24 years -----  | -               | -                  | -                    | -                    | -                    | -                    | -                    | -                    | -                    | -                      | -                 | -                | -              |
| 25 to 34 years -----  | -               | -                  | -                    | -                    | -                    | -                    | -                    | -                    | -                    | -                      | -                 | -                | -              |
| 35 to 44 years -----  | 37              | -                  | 6                    | -                    | -                    | 27                   | 4                    | -                    | -                    | -                      | -                 | 43 300           | 40 800         |
| 45 to 64 years -----  | 39              | 7                  | 26                   | 6                    | -                    | -                    | -                    | -                    | -                    | -                      | -                 | 16 100           | 15 600         |
| 65 years and over -----   | 10              | -                  | -                    | 10                   | -                    | -                    | -                    | -                    | -                    | -                      | -                 | 26 300           | 26 300         |
| <b>Median age</b> -----   | <b>46.3</b>     | <b>47.5</b>        | <b>49.8</b>          | <b>50.1</b>          | <b>44.0</b>          | <b>42.9</b>          | <b>39.2</b>          | <b>47.5</b>          | -                    | -                      | -                 | ...              | ...            |
| <b>YEAR HOUSEHOLDER MOVED INTO UNIT</b>   |                 |                    |                      |                      |                      |                      |                      |                      |                      |                        |                   |                  |                |
| 1979 to March 1980 -----  | 79              | -                  | 5                    | 20                   | 32                   | 14                   | 8                    | -                    | -                    | -                      | -                 | 33 600           | 33 500         |
| 1975 to 1978 -----  | 214             | -                  | 44                   | 50                   | 41                   | 50                   | 26                   | 3                    | -                    | -                      | -                 | 32 600           | 33 000         |
| 1970 to 1974 -----  | 182             | 7                  | 34                   | 47                   | 36                   | 51                   | 7                    | -                    | -                    | -                      | -                 | 30 400           | 30 000         |
| 1960 to 1969 -----  | 128             | -                  | 30                   | 50                   | 48                   | -                    | -                    | -                    | -                    | -                      | -                 | 29 000           | 27 100         |
| 1959 or earlier -----   | 63              | -                  | 24                   | 10                   | 12                   | 8                    | -                    | 9                    | -                    | -                      | -                 | 26 900           | 32 200         |
| <b>ROOMS</b>  |                 |                    |                      |                      |                      |                      |                      |                      |                      |                        |                   |                  |                |
| 1 to 3 rooms -----  | 19              | -                  | -                    | -                    | -                    | 19                   | -                    | -                    | -                    | -                      | -                 | 42 500           | 42 500         |
| 4 rooms -----   | 23              | -                  | -                    | 8                    | 15                   | -                    | -                    | -                    | -                    | -                      | -                 | 31 800           | 29 700         |
| 5 rooms -----   | 101             | -                  | 23                   | 22                   | 39                   | -                    | 17                   | -                    | -                    | -                      | -                 | 30 900           | 30 200         |
| 6 rooms -----   | 225             | 7                  | 36                   | 71                   | 53                   | 46                   | 12                   | -                    | -                    | -                      | -                 | 29 800           | 30 300         |
| 7 rooms -----   | 147             | -                  | 62                   | 42                   | 7                    | 24                   | -                    | 12                   | -                    | -                      | -                 | 22 600           | 28 100         |
| 8 or more rooms -----   | 151             | -                  | 16                   | 34                   | 55                   | 34                   | 12                   | -                    | -                    | -                      | -                 | 34 000           | 34 400         |
| <b>Median</b> -----   | <b>6.3</b>      | <b>6.0</b>         | <b>6.7</b>           | <b>6.3</b>           | <b>6.1</b>           | <b>6.4</b>           | <b>5.8</b>           | <b>7.0</b>           | -                    | -                      | -                 | ...              | ...            |
| <b>BEDROOMS</b>   |                 |                    |                      |                      |                      |                      |                      |                      |                      |                        |                   |                  |                |
| None -----  | 10              | -                  | -                    | -                    | -                    | 10                   | -                    | -                    | -                    | -                      | -                 | 42 500           | 42 500         |
| 1 -----   | -               | -                  | -                    | -                    | -                    | -                    | -                    | -                    | -                    | -                      | -                 | -                | -              |
| 2 -----   | 54              | -                  | 19                   | 8                    | 10                   | 9                    | 8                    | -                    | -                    | -                      | -                 | 26 300           | 28 800         |
| 3 -----   | 390             | 7                  | 46                   | 111                  | 108                  | 80                   | 26                   | 12                   | -                    | -                      | -                 | 32 100           | 32 700         |
| 4 -----   | 124             | -                  | 48                   | 26                   | 37                   | 6                    | 7                    | -                    | -                    | -                      | -                 | 25 400           | 27 500         |
| 5 or more -----   | 88              | -                  | 24                   | 32                   | 14                   | 18                   | -                    | -                    | -                    | -                      | -                 | 28 200           | 28 600         |
| <b>YEAR STRUCTURE BUILT</b>   |                 |                    |                      |                      |                      |                      |                      |                      |                      |                        |                   |                  |                |
| 1975 to March 1980 -----  | 8               | -                  | -                    | -                    | 3                    | 5                    | -                    | -                    | -                    | -                      | -                 | 41 000           | 40 600         |
| 1970 to 1974 -----  | -               | -                  | -                    | -                    | -                    | -                    | -                    | -                    | -                    | -                      | -                 | -                | -              |
| 1960 to 1969 -----  | 32              | -                  | 9                    | 5                    | -                    | 10                   | 8                    | -                    | -                    | -                      | -                 | 41 000           | 33 200         |
| 1950 to 1959 -----  | 33              | -                  | 13                   | -                    | 7                    | -                    | 13                   | -                    | -                    | -                      | -                 | 32 500           | 33 100         |
| 1940 to 1949 -----  | 127             | -                  | 31                   | 7                    | 59                   | 14                   | 13                   | 3                    | -                    | -                      | -                 | 33 000           | 32 800         |
| 1939 or earlier -----   | 466             | 7                  | 84                   | 165                  | 100                  | 94                   | 7                    | 9                    | -                    | -                      | -                 | 28 500           | 30 100         |
| <b>HOUSEHOLD INCOME IN 1979</b>   |                 |                    |                      |                      |                      |                      |                      |                      |                      |                        |                   |                  |                |
| Less than \$5,000 -----   | 56              | 7                  | 9                    | 22                   | 10                   | 8                    | -                    | -                    | -                    | -                      | -                 | 25 900           | 25 300         |
| \$5,000 to \$9,999 -----  | 44              | -                  | 14                   | 25                   | -                    | 5                    | -                    | -                    | -                    | -                      | -                 | 23 800           | 23 700         |
| \$10,000 to \$12,499 -----  | 76              | -                  | 33                   | 21                   | 9                    | 13                   | -                    | -                    | -                    | -                      | -                 | 23 500           | 25 000         |
| \$12,500 to \$14,999 -----  | 70              | -                  | 21                   | 45                   | 4                    | -                    | -                    | -                    | -                    | -                      | -                 | 21 200           | 22 100         |
| \$15,000 to \$19,999 -----  | 107             | -                  | 12                   | 16                   | 39                   | -                    | 13                   | -                    | -                    | -                      | -                 | 33 600           | 34 300         |
| \$20,000 to \$24,999 -----  | 89              | -                  | 10                   | 7                    | 26                   | 34                   | 12                   | -                    | -                    | -                      | -                 | 40 300           | 37 800         |
| \$25,000 to \$34,999 -----  | 130             | -                  | 30                   | 7                    | 74                   | 17                   | -                    | -                    | -                    | -                      | -                 | 33 200           | 30 500         |
| \$35,000 to \$49,999 -----  | 74              | -                  | -                    | 32                   | 7                    | 19                   | -                    | 9                    | -                    | -                      | -                 | 38 600           | 39 800         |
| \$50,000 or more -----  | 20              | -                  | 8                    | -                    | -                    | 9                    | -                    | 3                    | -                    | -                      | -                 | 51 100           | 40 500         |
| <b>Median</b> -----   | <b>\$18 611</b> | <b>\$3 750</b>     | <b>\$13 988</b>      | <b>\$13 639</b>      | <b>\$22 163</b>      | <b>\$21 250</b>      | <b>\$23 594</b>      | <b>\$44 721</b>      | -                    | -                      | -                 | ...              | ...            |
| <b>Mean</b> -----   | <b>\$21 193</b> | <b>\$4 450</b>     | <b>\$19 321</b>      | <b>\$16 632</b>      | <b>\$22 488</b>      | <b>\$22 179</b>      | <b>\$32 940</b>      | <b>\$51 115</b>      | -                    | -                      | -                 | ...              | ...            |
| <b>MORTGAGE STATUS AND SELECTED MONTHLY OWNER COSTS AS PERCENTAGE OF HOUSEHOLD INCOME IN 1979</b> |                 |                    |                      |                      |                      |                      |                      |                      |                      |                        |                   |                  |                |
| <b>With a mortgage</b> -----  | <b>479</b>      | -                  | <b>81</b>            | <b>112</b>           | <b>148</b>           | <b>94</b>            | <b>41</b>            | <b>3</b>             | -                    | -                      | -                 | <b>32 400</b>    | <b>32 700</b>  |
| Less than 15 percent -----  | 64              | -                  | 13                   | 12                   | 17                   | 6                    | 16                   | -                    | -                    | -                      | -                 | 33 500           | 35 100         |
| 15 to 19 percent -----  | 122             | -                  | 15                   | 21                   | 66                   | 13                   | 4                    | 3                    | -                    | -                      | -                 | 32 300           | 32 600         |
| 20 to 24 percent -----  | 69              | -                  | 19                   | 7                    | 7                    | 28                   | 8                    | -                    | -                    | -                      | -                 | 40 400           | 35 300         |
| 25 to 29 percent -----  | 58              | -                  | 5                    | 23                   | 17                   | 13                   | -                    | -                    | -                    | -                      | -                 | 35 300           | 31 700         |
| 30 to 34 percent -----  | 48              | -                  | 17                   | 11                   | 9                    | 11                   | -                    | -                    | -                    | -                      | -                 | 28 600           | 27 600         |
| 35 percent or more -----  | 118             | -                  | 12                   | 38                   | 32                   | 23                   | 13                   | -                    | -                    | -                      | -                 | 31 400           | 32 500         |
| Not computed -----  | -               | -                  | -                    | -                    | -                    | -                    | -                    | -                    | -                    | -                      | -                 | -                | -              |
| <b>Median</b> -----   | <b>23.9</b>     | -                  | <b>23.3</b>          | <b>28.5</b>          | <b>19.3</b>          | <b>25.0</b>          | <b>20.3</b>          | <b>17.5</b>          | -                    | -                      | -                 | ...              | ...            |
| <b>Not mortgaged</b> -----  | <b>187</b>      | <b>7</b>           | <b>56</b>            | <b>65</b>            | <b>21</b>            | <b>29</b>            | -                    | <b>9</b>             | -                    | -                      | -                 | <b>22 200</b>    | <b>26 800</b>  |
| Less than 10 percent -----  | 72              | -                  | 9                    | 23                   | 15                   | 16                   | -                    | 9                    | -                    | -                      | -                 | 32 500           | 34 000         |
| 10 to 14 percent -----  | 19              | -                  | 14                   | -                    | -                    | 5                    | -                    | -                    | -                    | -                      | -                 | 15 900           | 21 800         |
| 15 to 19 percent -----  | 20              | -                  | 7                    | 13                   | -                    | -                    | -                    | -                    | -                    | -                      | -                 | 20 600           | 19 500         |
| 20 to 24 percent -----  | 26              | -                  | 20                   | 6                    | -                    | -                    | -                    | -                    | -                    | -                      | -                 | 13 300           | 14 500         |
| 25 to 29 percent -----  | 6               | -                  | -                    | -                    | 6                    | -                    | -                    | -                    | -                    | -                      | -                 | 37 500           | 37 500         |
| 30 to 34 percent -----  | 7               | -                  | -                    | -                    | -                    | -                    | -                    | -                    | -                    | -                      | -                 | 26 300           | 26 300         |
| 35 percent or more -----  | 31              | 7                  | 6                    | 10                   | -                    | 8                    | -                    | -                    | -                    | -                      | -                 | 25 600           | 26 000         |
| Not computed -----  | 6               | -                  | -                    | 6                    | -                    | -                    | -                    | -                    | -                    | -                      | -                 | 26 300           | 26 300         |
| <b>Median</b> -----   | <b>14.9</b>     | <b>45.0</b>        | <b>18.6</b>          | <b>17.5</b>          | <b>10</b>            | <b>10</b>            | -                    | <b>10</b>            | -                    | -                      | -                 | ...              | ...            |
| <b>SELECTED CHARACTERISTICS</b>   |                 |                    |                      |                      |                      |                      |                      |                      |                      |                        |                   |                  |                |
| <b>Complete plumbing for exclusive use</b> -----  | <b>666</b>      | <b>7</b>           | <b>137</b>           | <b>177</b>           | <b>169</b>           | <b>123</b>           | <b>41</b>            | <b>12</b>            | -                    | -                      | -                 | <b>30 600</b>    | <b>31 000</b>  |
| 1.01 or more persons per room -----   | 77              | -                  | 16                   | 29                   | 23                   | 9                    | -                    | -                    | -                    | -                      | -                 | 28 200           | 26 700         |
| <b>Lacking complete plumbing for exclusive use</b> -----  | -               | -                  | -                    | -                    | -                    | -                    | -                    | -                    | -                    | -                      | -                 | -                | -              |
| 1.01 or more persons per room -----   | -               | -                  | -                    | -                    | -                    | -                    | -                    | -                    | -                    | -                      | -                 | -                | -              |
| <b>Heating equipment</b> -----  | <b>661</b>      | <b>7</b>           | <b>132</b>           | <b>177</b>           | <b>169</b>           | <b>123</b>           | <b>41</b>            | <b>12</b>            | -                    | -                      | -                 | <b>30 700</b>    | <b>31 100</b>  |
| Central heating system -----  | 591             | 7                  | 112                  | 165                  | 153                  | 114                  | 28                   | 12                   | -                    | -                      | -                 | 30 600           | 31 100         |
| <b>Air conditioning</b> -----   | <b>450</b>      | <b>7</b>           | <b>69</b>            | <b>82</b>            | <b>150</b>           | <b>89</b>            | <b>41</b>            | <b>12</b>            | -                    | -                      | -                 | <b>33 500</b>    | <b>33 700</b>  |
| Central system -----  | 33              | 7                  | -                    | -                    | 12                   | 5                    | -                    | 9                    | -                    | -                      | -                 | 34 000           | 39 000         |
| <b>Income in 1979 below poverty level</b> -----   | <b>54</b>       | <b>7</b>           | <b>6</b>             | <b>18</b>            | <b>10</b>            | <b>13</b>            | -                    | -                    | -                    | -                      | -                 | <b>25 800</b>    | <b>28 000</b>  |
| Percent below poverty level -----   | 8.1             | 100.0              | 4.4                  | 10.2                 | 5.9                  | 10.6                 | -                    | -                    | -                    | -                      | -                 | ...              | ...            |

Table E—59. Gross Rent of Renter-Occupied Housing Units With a Spanish Origin Householder: 1980

(Data are estimates based on a sample, see Introduction. For meaning of symbols, see Introduction. For definitions of terms, see appendixes A and B)

| Newark city   | Total         | Less than \$100 | \$100 to \$149 | \$150 to \$199 | \$200 to \$249 | \$250 to \$299 | \$300 to \$349 | \$350 to \$399 | \$400 to \$499 | \$500 or more | No cash rent | Median (dollars) |
|---|---------------|-----------------|----------------|----------------|----------------|----------------|----------------|----------------|----------------|---------------|--------------|------------------|
| <b>Specific renter-occupied housing units</b>                             | <b>14 893</b> | <b>1 168</b>    | <b>915</b>     | <b>3 077</b>   | <b>5 028</b>   | <b>2 977</b>   | <b>1 082</b>   | <b>331</b>     | <b>159</b>     | <b>37</b>     | <b>119</b>   | <b>224</b>       |
| <b>HOUSEHOLD TYPE AND AGE OF HOUSEHOLDER</b>                              |               |                 |                |                |                |                |                |                |                |               |              |                  |
| <b>Married-couple families</b>  | <b>6 590</b>  | <b>293</b>      | <b>251</b>     | <b>1 440</b>   | <b>2 253</b>   | <b>1 374</b>   | <b>616</b>     | <b>180</b>     | <b>87</b>      | <b>16</b>     | <b>80</b>    | <b>230</b>       |
| 15 to 24 years  | 715           | 41              | 37             | 195            | 254            | 145            | 43             | —              | —              | —             | —            | 214              |
| 25 to 34 years  | 2 091         | 75              | 50             | 434            | 822            | 462            | 154            | 69             | 25             | —             | —            | 233              |
| 35 to 44 years  | 1 466         | 56              | 63             | 306            | 332            | 392            | 207            | 29             | 34             | —             | 47           | 245              |
| 45 to 64 years  | 1 932         | 60              | 89             | 350            | 742            | 359            | 173            | 82             | 28             | 16            | 33           | 229              |
| 65 years and over   | 386           | 61              | 12             | 155            | 103            | 16             | 39             | —              | —              | —             | —            | 192              |
| <b>Male householder, no wife present</b>                                  | <b>1 719</b>  | <b>112</b>      | <b>317</b>     | <b>388</b>     | <b>590</b>     | <b>226</b>     | <b>55</b>      | <b>12</b>      | <b>—</b>       | <b>—</b>      | <b>19</b>    | <b>203</b>       |
| 15 to 24 years  | 282           | 34              | 82             | 84             | 63             | 5              | 14             | —              | —              | —             | —            | 177              |
| 25 to 34 years  | 431           | 9               | 35             | 105            | 166            | 107            | 9              | —              | —              | —             | —            | 218              |
| 35 to 44 years  | 404           | 8               | 74             | 49             | 170            | 63             | 32             | 8              | —              | —             | —            | 228              |
| 45 to 64 years  | 424           | 35              | 78             | 114            | 141            | 45             | —              | 4              | —              | —             | 7            | 185              |
| 65 years and over   | 178           | 26              | 48             | 36             | 50             | 6              | —              | —              | —              | —             | 12           | 175              |
| <b>Female householder, no husband present</b>                             | <b>6 584</b>  | <b>763</b>      | <b>347</b>     | <b>1 249</b>   | <b>2 185</b>   | <b>1 377</b>   | <b>411</b>     | <b>139</b>     | <b>72</b>      | <b>21</b>     | <b>20</b>    | <b>223</b>       |
| 15 to 24 years  | 1 283         | 168             | 61             | 312            | 419            | 287            | 24             | —              | 12             | —             | —            | 212              |
| 25 to 34 years  | 2 228         | 185             | 47             | 333            | 934            | 545            | 106            | 39             | 30             | 9             | —            | 232              |
| 35 to 44 years  | 1 486         | 146             | 87             | 304            | 403            | 280            | 199            | 46             | 21             | —             | —            | 229              |
| 45 to 64 years  | 1 237         | 193             | 121            | 244            | 289            | 260            | 75             | 34             | 9              | 12            | —            | 210              |
| 65 years and over   | 350           | 71              | 31             | 56             | 140            | 5              | 7              | 20             | —              | —             | 20           | 202              |
| <b>Median age</b>   | <b>36.1</b>   | <b>39.3</b>     | <b>40.5</b>    | <b>35.9</b>    | <b>34.2</b>    | <b>34.5</b>    | <b>40.6</b>    | <b>39.7</b>    | <b>36.9</b>    | <b>60.1</b>   | <b>50.7</b>  | <b>...</b>       |
| <b>YEAR HOUSEHOLDER MOVED INTO UNIT</b>                                   |               |                 |                |                |                |                |                |                |                |               |              |                  |
| 1979 to March 1980  | 5 138         | 204             | 247            | 1 069          | 1 734          | 1 212          | 435            | 158            | 49             | 18            | 12           | 232              |
| 1975 to 1978  | 5 797         | 457             | 341            | 1 068          | 2 096          | 1 205          | 445            | 65             | 71             | 19            | 30           | 226              |
| 1970 to 1974  | 2 271         | 247             | 190            | 454            | 761            | 372            | 111            | 63             | 33             | —             | 40           | 215              |
| 1960 to 1969  | 1 238         | 193             | 121            | 393            | 327            | 131            | 49             | 6              | 6              | —             | 12           | 190              |
| 1959 or earlier   | 449           | 67              | 16             | 93             | 110            | 57             | 42             | 39             | —              | —             | 25           | 214              |
| <b>ROOMS</b>  |               |                 |                |                |                |                |                |                |                |               |              |                  |
| 1 room  | 407           | 89              | 122            | 90             | 92             | 14             | —              | —              | —              | —             | —            | 143              |
| 2 rooms   | 832           | 121             | 215            | 177            | 242            | 51             | 14             | —              | —              | —             | 12           | 163              |
| 3 rooms   | 3 835         | 256             | 283            | 1 347          | 1 397          | 375            | 116            | 19             | 5              | —             | 37           | 200              |
| 4 rooms   | 4 858         | 458             | 136            | 1 052          | 1 796          | 1 053          | 229            | 57             | 47             | 18            | 12           | 223              |
| 5 rooms   | 3 510         | 168             | 95             | 320            | 1 194          | 1 072          | 435            | 142            | 58             | 12            | 14           | 249              |
| 6 rooms   | 1 134         | 51              | 56             | 65             | 248            | 345            | 229            | 86             | 27             | —             | 27           | 272              |
| 7 or more rooms   | 317           | 25              | 8              | 26             | 59             | 67             | 59             | 27             | 22             | 7             | 17           | 281              |
| <b>Median</b>   | <b>4.0</b>    | <b>3.8</b>      | <b>2.9</b>     | <b>3.4</b>     | <b>3.9</b>     | <b>4.5</b>     | <b>4.9</b>     | <b>5.1</b>     | <b>5.0</b>     | <b>4.5</b>    | <b>4.4</b>   | <b>...</b>       |
| <b>PLUMBING FACILITIES BY PERSONS PER ROOM AND POVERTY STATUS IN 1979</b> |               |                 |                |                |                |                |                |                |                |               |              |                  |
| <b>All income levels in 1979</b>  | <b>14 893</b> | <b>1 168</b>    | <b>915</b>     | <b>3 077</b>   | <b>5 028</b>   | <b>2 977</b>   | <b>1 082</b>   | <b>331</b>     | <b>159</b>     | <b>37</b>     | <b>119</b>   | <b>224</b>       |
| <b>Complete plumbing for exclusive use</b>                                | <b>14 031</b> | <b>1 069</b>    | <b>804</b>     | <b>2 924</b>   | <b>4 728</b>   | <b>2 846</b>   | <b>1 036</b>   | <b>309</b>     | <b>159</b>     | <b>37</b>     | <b>119</b>   | <b>225</b>       |
| 0.50 or less  | 3 314         | 336             | 255            | 770            | 1 137          | 507            | 184            | 56             | 7              | 7             | 55           | 211              |
| 0.51 to 1.00  | 7 829         | 521             | 349            | 1 573          | 2 617          | 1 779          | 579            | 209            | 108            | 30            | 64           | 229              |
| 1.01 to 1.50  | 2 094         | 142             | 135            | 424            | 677            | 436            | 205            | 31             | 44             | —             | —            | 230              |
| 1.51 or more  | 794           | 70              | 65             | 157            | 297            | 124            | 68             | 13             | —              | —             | —            | 217              |
| <b>Locking complete plumbing for exclusive use</b>                        | <b>862</b>    | <b>99</b>       | <b>111</b>     | <b>153</b>     | <b>300</b>     | <b>131</b>     | <b>46</b>      | <b>22</b>      | <b>—</b>       | <b>—</b>      | <b>—</b>     | <b>212</b>       |
| 0.50 or less  | 132           | 19              | 19             | 46             | 15             | 33             | —              | —              | —              | —             | —            | 188              |
| 0.51 to 1.00  | 502           | 59              | 92             | 46             | 215            | 65             | 8              | 17             | —              | —             | —            | 214              |
| 1.01 to 1.50  | 152           | 21              | —              | 44             | 64             | 9              | 14             | —              | —              | —             | —            | 208              |
| 1.51 or more  | 76            | —               | —              | 17             | 6              | 24             | 24             | 5              | —              | —             | —            | 273              |
| <b>Income in 1979 below poverty level</b>                                 | <b>6 757</b>  | <b>881</b>      | <b>424</b>     | <b>1 226</b>   | <b>2 236</b>   | <b>1 346</b>   | <b>442</b>     | <b>131</b>     | <b>34</b>      | <b>21</b>     | <b>16</b>    | <b>220</b>       |
| <b>Complete plumbing for exclusive use</b>                                | <b>6 330</b>  | <b>789</b>      | <b>392</b>     | <b>1 186</b>   | <b>2 056</b>   | <b>1 285</b>   | <b>425</b>     | <b>126</b>     | <b>34</b>      | <b>21</b>     | <b>16</b>    | <b>221</b>       |
| 1.01 or more persons per room   | 1 575         | 162             | 157            | 312            | 416            | 354            | 143            | 24             | 7              | —             | —            | 223              |
| <b>Locking complete plumbing for exclusive use</b>                        | <b>427</b>    | <b>92</b>       | <b>32</b>      | <b>40</b>      | <b>180</b>     | <b>61</b>      | <b>17</b>      | <b>5</b>       | <b>—</b>       | <b>—</b>      | <b>—</b>     | <b>213</b>       |
| 1.01 or more persons per room   | 140           | 21              | —              | 33             | 48             | 16             | 17             | 5              | —              | —             | —            | 211              |
| <b>BEDROOMS</b>   |               |                 |                |                |                |                |                |                |                |               |              |                  |
| None  | 412           | 94              | 122            | 90             | 92             | 14             | —              | —              | —              | —             | —            | 135              |
| 1   | 4 640         | 399             | 475            | 1 508          | 1 589          | 515            | 111            | —              | 5              | —             | 38           | 198              |
| 2   | 6 016         | 443             | 199            | 1 139          | 2 232          | 1 281          | 398            | 194            | 67             | 30            | 33           | 230              |
| 3   | 3 104         | 149             | 68             | 298            | 994            | 474            | 936            | 102            | 47             | —             | 36           | 251              |
| 4   | 560           | 58              | 43             | 35             | 115            | 186            | 81             | 15             | 20             | 7             | —            | 268              |
| 5 or more   | 161           | 25              | 8              | 7              | 6              | 45             | 18             | 20             | 20             | —             | 12           | 281              |
| <b>UNITS IN STRUCTURE</b>   |               |                 |                |                |                |                |                |                |                |               |              |                  |
| 1, detached or attached   | 379           | —               | 15             | 42             | 56             | 55             | 87             | 70             | 9              | 16            | 29           | 304              |
| 2   | 1 920         | 6               | 54             | 364            | 717            | 551            | 147            | 27             | 42             | —             | —            | 239              |
| 3 and 4   | 4 408         | 27              | 216            | 937            | 1 513          | 1 064          | 468            | 113            | 52             | —             | 18           | 234              |
| 5 to 9  | 3 146         | 245             | 186            | 725            | 1 099          | 531            | 207            | 90             | 23             | 9             | 31           | 219              |
| 10 to 49  | 3 494         | 299             | 321            | 752            | 1 265          | 645            | 134            | 16             | 33             | —             | 29           | 216              |
| 50 or more  | 1 533         | 587             | 123            | 257            | 378            | 122            | 39             | 15             | —              | —             | 12           | 163              |
| Mobile home or trailer, etc.  | 13            | 4               | —              | —              | —              | 9              | —              | —              | —              | —             | —            | 257              |
| <b>YEAR STRUCTURE BUILT</b>   |               |                 |                |                |                |                |                |                |                |               |              |                  |
| 1975 to March 1980  | 482           | 56              | 16             | 37             | 132            | 169            | 36             | 7              | 11             | 18            | —            | 250              |
| 1970 to 1974  | 257           | 29              | 8              | 27             | 82             | 71             | 28             | 12             | —              | —             | —            | 244              |
| 1960 to 1969  | 1 081         | 168             | 59             | 152            | 329            | 268            | 61             | 31             | 13             | —             | —            | 224              |
| 1950 to 1959  | 2 548         | 364             | 192            | 546            | 899            | 338            | 127            | 70             | —              | —             | 12           | 208              |
| 1940 to 1949  | 3 293         | 255             | 194            | 689            | 999            | 796            | 199            | 71             | 57             | 7             | 26           | 227              |
| 1939 or earlier   | 7 232         | 296             | 446            | 1 626          | 2 587          | 1 335          | 631            | 140            | 78             | 12            | 81           | 226              |
| <b>STORIES IN STRUCTURE</b>   |               |                 |                |                |                |                |                |                |                |               |              |                  |
| 1 to 3  | 10 319        | 387             | 553            | 2 160          | 3 526          | 2 264          | 901            | 293            | 120            | 37            | 78           | 230              |
| 4 or more   | 4 574         | 781             | 362            | 917            | 1 502          | 713            | 181            | 38             | 39             | —             | 41           | 208              |
| With elevator   | 1 959         | 677             | 190            | 355            | 485            | 184            | 45             | 4              | 7              | —             | 12           | 171              |
| <b>GROSS RENT AS PERCENTAGE OF HOUSEHOLD INCOME IN 1979</b>               |               |                 |                |                |                |                |                |                |                |               |              |                  |
| Less than 15 percent  | 2 752         | 353             | 243            | 803            | 848            | 385            | 108            | 12             | —              | —             | —            | 199              |
| 15 to 19 percent  | 1 991         | 159             | 109            | 441            | 695            | 365            | 177            | 38             | —              | 7             | —            | 223              |
| 20 to 24 percent  | 1 433         | 207             | 136            | 275            | 384            | 274            | 106            | 34             | 17             | —             | —            | 213              |
| 25 to 29 percent  | 954           | 134             | 29             | 165            | 329            | 158            | 91             | 14             | 34             | —             | —            | 223              |
| 30 to 34 percent  | 842           | 70              | 91             | 139            | 222            | 161            | 64             | 68             | 18             | 9             | —            | 224              |
| 35 to 49 percent  | 1 565         | 40              | 115            | 373            | 455            | 395            | 149            | 22             | 22             | —             | —            | 228              |
| 50 percent or more  | 4 481         | 97              | 138            | 751            | 1 836          | 1 101          | 366            | 130            | 53             | 9             | —            | 235              |
| Not computed  | 875           | 108             | 54             | 130            | 259            | 138            | 21             | 19             | 15             | 12            | 119          | 220              |
| <b>Median</b>   | <b>29.4</b>   | <b>20.4</b>     | <b>22.9</b>    | <b>24.2</b>    | <b>32.9</b>    | <b>36.9</b>    | <b>33.8</b>    | <b>34.3</b>    | <b>36.2</b>    | <b>33.1</b>   | <b>...</b>   | <b>...</b>       |
| <b>SELECTED CHARACTERISTICS</b>   |               |                 |                |                |                |                |                |                |                |               |              |                  |
| <b>Heating equipment</b>  | <b>14 751</b> | <b>1 157</b>    | <b>894</b>     | <b>3 026</b>   | <b>4 979</b>   | <b>2 967</b>   | <b>1 082</b>   | <b>331</b>     | <b>159</b>     | <b>37</b>     | <b>119</b>   | <b>224</b>       |
| Central heating system  | 12 136        | 1 045           | 713            | 2 333          | 4 232          | 2 411          | 904            | 260            | 108            | 37            | 93           | 225              |
| <b>Air conditioning</b>   | <b>4 588</b>  | <b>138</b>      | <b>137</b>     | <b>910</b>     | <b>1 655</b>   | <b>937</b>     | <b>524</b>     | <b>164</b>     | <b>50</b>      | <b>16</b>     | <b>57</b>    | <b>234</b>       |
| Central system  | 426           | 19              | 20             | 48             | 148            | 71             | 75             | 36             | —              | 9             | —            | 242              |



Table E—60. **Income and Poverty Status in 1979 of Owner-Occupied Housing Units With a Spanish Origin Householder: 1980**

[Data are estimates based on a sample, see Introduction. For meaning of symbols, see Introduction. For definitions of terms, see appendixes A and B.]

| Newark city   | Household income in 1979 |                   |                    |                      |                      |                      |                      |                      |                      |                  |                  | Income in 1979 below poverty level |                |
|---|--------------------------|-------------------|--------------------|----------------------|----------------------|----------------------|----------------------|----------------------|----------------------|------------------|------------------|------------------------------------|----------------|
|   | Total                    | Less than \$5,000 | \$5,000 to \$9,999 | \$10,000 to \$12,499 | \$12,500 to \$14,999 | \$15,000 to \$19,999 | \$20,000 to \$24,999 | \$25,000 to \$34,999 | \$35,000 to \$49,999 | \$50,000 or more | Median (dollars) |                                    | Mean (dollars) |
| <b>Owner-occupied housing units</b> .....   | <b>2 653</b>             | <b>238</b>        | <b>297</b>         | <b>189</b>           | <b>251</b>           | <b>453</b>           | <b>372</b>           | <b>534</b>           | <b>206</b>           | <b>113</b>       | <b>18 606</b>    | <b>20 940</b>                      | <b>342</b>     |
| <b>HOUSEHOLD TYPE AND AGE OF HOUSEHOLDER</b>  |                          |                   |                    |                      |                      |                      |                      |                      |                      |                  |                  |                                    |                |
| <b>Morried-couple families</b> .....  | <b>2 168</b>             | <b>92</b>         | <b>187</b>         | <b>148</b>           | <b>184</b>           | <b>427</b>           | <b>328</b>           | <b>514</b>           | <b>198</b>           | <b>90</b>        | <b>20 665</b>    | <b>22 738</b>                      | <b>155</b>     |
| 15 to 24 years .....  | 38                       | —                 | —                  | —                    | 3                    | 28                   | 7                    | —                    | —                    | —                | 17 692           | 18 001                             | —              |
| 25 to 34 years .....  | 314                      | 25                | 24                 | 32                   | 20                   | 57                   | 97                   | 59                   | —                    | —                | 19 688           | 17 968                             | 39             |
| 35 to 44 years .....  | 693                      | 23                | 72                 | 39                   | 65                   | 127                  | 92                   | 206                  | 47                   | 22               | 20 801           | 21 887                             | 74             |
| 45 to 64 years .....  | 1 011                    | 35                | 63                 | 77                   | 72                   | 204                  | 121                  | 230                  | 141                  | 68               | 22 625           | 25 491                             | 42             |
| 65 years and over .....   | 112                      | 9                 | 28                 | —                    | 24                   | 11                   | 11                   | 19                   | 10                   | —                | 14 479           | 18 127                             | —              |
| <b>Male householder, no wife present</b> .....  | <b>156</b>               | <b>31</b>         | <b>22</b>          | <b>5</b>             | <b>43</b>            | <b>20</b>            | <b>28</b>            | <b>7</b>             | <b>—</b>             | <b>—</b>         | <b>13 663</b>    | <b>13 107</b>                      | <b>24</b>      |
| 15 to 24 years .....  | 9                        | —                 | 9                  | —                    | —                    | —                    | —                    | —                    | —                    | —                | 6 250            | 6 005                              | —              |
| 25 to 34 years .....  | 34                       | —                 | —                  | 5                    | 17                   | 5                    | —                    | 7                    | —                    | —                | 14 265           | 16 948                             | —              |
| 35 to 44 years .....  | 28                       | —                 | 6                  | —                    | 8                    | —                    | 14                   | —                    | —                    | —                | 18 750           | 16 954                             | —              |
| 45 to 64 years .....  | 76                       | 31                | 7                  | —                    | 18                   | 6                    | 14                   | —                    | —                    | —                | 11 250           | 10 105                             | 24             |
| 65 years and over .....   | 9                        | —                 | —                  | —                    | —                    | 9                    | —                    | —                    | —                    | —                | 18 750           | 19 075                             | —              |
| <b>Female householder, no husband present</b> .....   | <b>329</b>               | <b>115</b>        | <b>88</b>          | <b>36</b>            | <b>24</b>            | <b>6</b>             | <b>16</b>            | <b>13</b>            | <b>8</b>             | <b>23</b>        | <b>7 134</b>     | <b>12 812</b>                      | <b>163</b>     |
| 15 to 24 years .....  | 17                       | 17                | —                  | —                    | —                    | —                    | —                    | —                    | —                    | —                | 3 750            | 2 746                              | 17             |
| 25 to 34 years .....  | 41                       | 4                 | 22                 | —                    | —                    | —                    | —                    | 7                    | 8                    | —                | 6 875            | 15 941                             | 26             |
| 35 to 44 years .....  | 106                      | 44                | 37                 | 8                    | —                    | 6                    | 4                    | —                    | —                    | 7                | 6 500            | 10 006                             | 70             |
| 45 to 64 years .....  | 98                       | 15                | 14                 | 19                   | 24                   | —                    | 12                   | 6                    | —                    | 8                | 12 604           | 16 956                             | 21             |
| 65 years and over .....   | 67                       | 35                | 15                 | 9                    | —                    | —                    | —                    | —                    | —                    | 8                | 4 861            | 11 830                             | 29             |
| <b>Median age</b> .....   | <b>45.6</b>              | <b>46.6</b>       | <b>43.4</b>        | <b>46.3</b>          | <b>46.5</b>          | <b>45.3</b>          | <b>42.8</b>          | <b>44.5</b>          | <b>50.1</b>          | <b>52.4</b>      | ...              | ...                                | <b>40.9</b>    |
| <b>YEAR HOUSEHOLDER MOVED INTO UNIT</b>   |                          |                   |                    |                      |                      |                      |                      |                      |                      |                  |                  |                                    |                |
| 1979 to March 1980 .....  | 323                      | 20                | 28                 | 29                   | 63                   | 70                   | 55                   | 44                   | 8                    | 6                | 16 280           | 17 835                             | 41             |
| 1975 to 1978 .....  | 920                      | 32                | 78                 | 69                   | 82                   | 138                  | 152                  | 263                  | 72                   | 34               | 21 350           | 22 526                             | 81             |
| 1970 to 1974 .....  | 713                      | 56                | 74                 | 41                   | 38                   | 184                  | 94                   | 133                  | 58                   | 35               | 18 016           | 21 219                             | 69             |
| 1960 to 1969 .....  | 476                      | 68                | 85                 | 30                   | 48                   | 47                   | 62                   | 69                   | 52                   | 15               | 15 700           | 19 680                             | 92             |
| 1959 or earlier .....   | 221                      | 62                | 32                 | 20                   | 20                   | 14                   | 9                    | 25                   | 16                   | 23               | 12 062           | 20 696                             | 59             |
| <b>SELECTED CHARACTERISTICS</b>   |                          |                   |                    |                      |                      |                      |                      |                      |                      |                  |                  |                                    |                |
| <b>Complete plumbing for exclusive use</b> .....  | <b>2 533</b>             | <b>228</b>        | <b>290</b>         | <b>174</b>           | <b>235</b>           | <b>434</b>           | <b>339</b>           | <b>522</b>           | <b>206</b>           | <b>105</b>       | <b>18 642</b>    | <b>20 989</b>                      | <b>325</b>     |
| 1.01 or more persons per room .....   | 397                      | 40                | 35                 | 14                   | 46                   | 76                   | 44                   | 74                   | 38                   | 30               | 19 155           | 22 363                             | 69             |
| <b>Lacking complete plumbing for exclusive use</b> .....  | <b>120</b>               | <b>10</b>         | <b>7</b>           | <b>15</b>            | <b>16</b>            | <b>19</b>            | <b>33</b>            | <b>12</b>            | <b>—</b>             | <b>8</b>         | <b>17 813</b>    | <b>19 919</b>                      | <b>17</b>      |
| 1.01 or more persons per room .....   | 36                       | 10                | —                  | —                    | 5                    | 8                    | 13                   | —                    | —                    | —                | 18 438           | 13 956                             | 10             |
| <b>Heating equipment</b> .....  | <b>2 648</b>             | <b>238</b>        | <b>297</b>         | <b>184</b>           | <b>251</b>           | <b>453</b>           | <b>372</b>           | <b>534</b>           | <b>206</b>           | <b>113</b>       | <b>18 640</b>    | <b>20 960</b>                      | <b>342</b>     |
| Central heating system .....  | 2 140                    | 174               | 226                | 143                  | 205                  | 371                  | 292                  | 457                  | 174                  | 98               | 19 205           | 21 670                             | 243            |
| <b>Air conditioning</b> .....   | <b>1 794</b>             | <b>134</b>        | <b>117</b>         | <b>106</b>           | <b>138</b>           | <b>304</b>           | <b>304</b>           | <b>435</b>           | <b>166</b>           | <b>90</b>        | <b>21 400</b>    | <b>23 158</b>                      | <b>192</b>     |
| Central system .....  | 112                      | 13                | —                  | 13                   | 8                    | 6                    | 27                   | 18                   | 18                   | 9                | 22 000           | 25 490                             | 13             |
| <b>Vehicles available</b> .....   | <b>2 250</b>             | <b>130</b>        | <b>189</b>         | <b>169</b>           | <b>224</b>           | <b>392</b>           | <b>336</b>           | <b>506</b>           | <b>206</b>           | <b>98</b>        | <b>20 285</b>    | <b>22 336</b>                      | <b>207</b>     |
| 1 .....   | 1 160                    | 70                | 103                | 118                  | 104                  | 221                  | 169                  | 300                  | 58                   | 17               | 19 231           | 20 099                             | 98             |
| 2 or more .....   | 1 090                    | 60                | 86                 | 51                   | 120                  | 171                  | 167                  | 206                  | 148                  | 81               | 21 638           | 24 716                             | 109            |
| <b>House heating fuel</b> .....   | <b>2 648</b>             | <b>238</b>        | <b>297</b>         | <b>184</b>           | <b>251</b>           | <b>453</b>           | <b>372</b>           | <b>534</b>           | <b>206</b>           | <b>113</b>       | <b>18 640</b>    | <b>20 960</b>                      | <b>342</b>     |
| Utility gas .....   | 913                      | 108               | 122                | 53                   | 120                  | 130                  | 167                  | 115                  | 91                   | 7                | 16 693           | 18 457                             | 149            |
| Bottled, tank, or LP gas .....  | 26                       | 6                 | 5                  | —                    | 4                    | —                    | —                    | —                    | 11                   | —                | 13 750           | 19 437                             | 6              |
| Electricity .....   | 48                       | 10                | —                  | —                    | 4                    | 9                    | —                    | 17                   | 5                    | 3                | 27 647           | 23 109                             | —              |
| Fuel oil, kerosene, etc. ....   | 1 650                    | 114               | 170                | 120                  | 123                  | 314                  | 205                  | 402                  | 99                   | 103              | 19 685           | 22 380                             | 187            |
| Other .....   | 11                       | —                 | —                  | 11                   | —                    | —                    | —                    | —                    | —                    | —                | 11 250           | 10 005                             | —              |
| <b>Median rooms</b> .....   | <b>5.4</b>               | <b>4.8</b>        | <b>5.3</b>         | <b>5.7</b>           | <b>5.3</b>           | <b>5.1</b>           | <b>5.5</b>           | <b>5.8</b>           | <b>5.8</b>           | <b>5.8</b>       | ...              | ...                                | <b>4.9</b>     |
| <b>Specified owner-occupied housing units</b> .....   |                          |                   |                    |                      |                      |                      |                      |                      |                      |                  |                  |                                    |                |
| .....   | <b>666</b>               | <b>56</b>         | <b>44</b>          | <b>76</b>            | <b>70</b>            | <b>107</b>           | <b>89</b>            | <b>130</b>           | <b>74</b>            | <b>20</b>        | <b>18 611</b>    | <b>21 193</b>                      | <b>54</b>      |
| <b>MORTGAGE STATUS AND SELECTED MONTHLY OWNER COSTS</b>   |                          |                   |                    |                      |                      |                      |                      |                      |                      |                  |                  |                                    |                |
| <b>With a mortgage</b> .....  | <b>479</b>               | <b>16</b>         | <b>21</b>          | <b>59</b>            | <b>41</b>            | <b>100</b>           | <b>70</b>            | <b>95</b>            | <b>57</b>            | <b>20</b>        | <b>20 164</b>    | <b>22 805</b>                      | <b>22</b>      |
| Less than \$200 .....   | 5                        | —                 | —                  | —                    | 5                    | —                    | —                    | —                    | —                    | —                | 13 750           | 14 640                             | —              |
| \$200 to \$249 .....  | 62                       | —                 | 7                  | 13                   | 9                    | 20                   | —                    | 13                   | —                    | —                | 15 250           | 16 145                             | —              |
| \$250 to \$299 .....  | 15                       | —                 | 8                  | —                    | —                    | —                    | —                    | 7                    | —                    | —                | 9 844            | 27 800                             | —              |
| \$300 to \$349 .....  | 89                       | 6                 | —                  | 30                   | 4                    | 26                   | 16                   | —                    | 7                    | —                | 15 511           | 16 485                             | 6              |
| \$350 to \$399 .....  | 52                       | 10                | 6                  | 5                    | 7                    | 5                    | —                    | 11                   | —                    | 8                | 14 286           | 21 042                             | 16             |
| \$400 to \$499 .....  | 127                      | —                 | —                  | 11                   | 12                   | 11                   | 28                   | 35                   | 30                   | —                | 25 341           | 25 807                             | —              |
| \$500 to \$599 .....  | 90                       | —                 | —                  | —                    | 4                    | 32                   | 17                   | 24                   | 13                   | —                | 22 500           | 24 872                             | —              |
| \$600 to \$749 .....  | 36                       | —                 | —                  | —                    | —                    | 6                    | 9                    | 12                   | —                    | 9                | 25 625           | 32 321                             | —              |
| \$750 or more .....   | 3                        | —                 | —                  | —                    | —                    | —                    | —                    | —                    | —                    | 3                | 75 000+          | 63 790                             | —              |
| Median .....  | \$410                    | \$360             | \$272              | \$327                | \$368                | \$390                | \$447                | \$475                | \$435                | \$633            | ...              | ...                                | \$366          |
| <b>Not mortgaged</b> .....  | <b>187</b>               | <b>40</b>         | <b>23</b>          | <b>17</b>            | <b>29</b>            | <b>7</b>             | <b>19</b>            | <b>35</b>            | <b>17</b>            | <b>—</b>         | <b>13 664</b>    | <b>17 064</b>                      | <b>32</b>      |
| Less than \$50 .....  | —                        | —                 | —                  | —                    | —                    | —                    | —                    | —                    | —                    | —                | —                | —                                  | —              |
| \$50 to \$74 .....  | 5                        | —                 | 5                  | —                    | —                    | —                    | —                    | —                    | —                    | —                | 6 250            | 6 005                              | —              |
| \$75 to \$99 .....  | 24                       | 9                 | —                  | —                    | 15                   | —                    | —                    | —                    | —                    | —                | 13 000           | 9 593                              | —              |
| \$100 to \$124 .....  | 5                        | —                 | 5                  | —                    | —                    | —                    | —                    | —                    | —                    | —                | 8 750            | 9 620                              | 5              |
| \$125 to \$149 .....  | 16                       | —                 | —                  | —                    | —                    | —                    | 9                    | 7                    | —                    | —                | 22 222           | 23 250                             | —              |
| \$150 to \$199 .....  | 54                       | 25                | —                  | 11                   | —                    | —                    | 10                   | 8                    | —                    | —                | 10 455           | 13 102                             | 15             |
| \$200 to \$249 .....  | 40                       | —                 | 7                  | 6                    | 14                   | —                    | —                    | 13                   | —                    | —                | 13 750           | 17 307                             | —              |
| \$250 or more .....   | 43                       | 6                 | 6                  | —                    | —                    | 7                    | —                    | 7                    | 17                   | —                | 31 512           | 25 832                             | 12             |
| Median .....  | \$190                    | \$172             | \$211              | \$189                | \$99                 | \$250+               | \$152                | \$210                | \$250+               | —                | ...              | ...                                | \$187          |
| <b>MORTGAGE STATUS AND SELECTED MONTHLY OWNER COSTS AS PERCENTAGE OF HOUSEHOLD INCOME IN 1979</b> |                          |                   |                    |                      |                      |                      |                      |                      |                      |                  |                  |                                    |                |
| <b>With a mortgage</b> .....  | <b>479</b>               | <b>16</b>         | <b>21</b>          | <b>59</b>            | <b>41</b>            | <b>100</b>           | <b>70</b>            | <b>95</b>            | <b>57</b>            | <b>20</b>        | <b>20 164</b>    | <b>22 805</b>                      | <b>22</b>      |
| Less than 15 percent .....  | 64                       | —                 | —                  | —                    | 5                    | —                    | —                    | 13                   | 29                   | 17               | 43 390           | 43 407                             | —              |
| 15 to 19 percent .....  | 122                      | —                 | —                  | —                    | —                    | 20                   | 16                   | 46                   | 28                   | 3                | 28 542           | 27 321                             | —              |
| 20 to 24 percent .....  | 69                       | —                 | —                  | 8                    | —                    | 14                   | 23                   | 24                   | —                    | —                | 23 250           | 22 084                             | —              |
| 25 to 29 percent .....  | 58                       | —                 | 7                  | 5                    | 4                    | 17                   | 18                   | 12                   | —                    | —                | 16 912           | 18 031                             | —              |
| 30 to 34 percent .....  | 48                       | —                 | 6                  | —                    | 7                    | 15                   | 9                    | —                    | —                    | —                | 15 000           | 15 638                             | —              |
| 35 percent or more .....  | 118                      | 16                | 6                  | 37                   | 16                   | 34                   | 9                    | —                    | —                    | —                | 12 500           | 12 644                             | 22             |
| Not computed .....  | —                        | —                 | —                  | —                    | —                    | —                    | —                    | —                    | —                    | —                | —                | —                                  | —              |
| Median .....  | 23.9                     | 50+               | 32.2               | 36.3                 | 31.8                 | 29.7                 | 24.1                 | 18.8                 | 14.9                 | 11.1             | ...              | ...                                | 50+            |
| <b>Not mortgaged</b> .....  | <b>187</b>               | <b>40</b>         | <b>23</b>          | <b>17</b>            | <b>29</b>            | <b>7</b>             | <b>19</b>            | <b>35</b>            | <b>17</b>            | <b>—</b>         | <b>13 664</b>    | <b>17 064</b>                      | <b>32</b>      |
| Less than 10 percent .....  | 72                       | —                 | —                  | —                    | 15                   | —                    | 12                   | 28                   | 17                   | —                | 27 885           | 27 665                             | —              |
| 10 to 14 percent .....  | 19                       | —                 | 5                  | —                    | —                    | —                    | 7                    | 7                    | —                    | —                | 24 107           | 22 257                             | 5              |
| 15 to 19 percent .....  | 20                       | —                 | 5                  | —                    | 8                    | 7                    | —                    | —                    | —                    | —                | 14 063           | 13 220                             | —              |
| 20 to 24 percent .....  | 26                       | 9                 | —                  | 11                   | 6                    | —                    | —                    | —                    | —                    | —                | 10 909           | 9 045                              | —              |
| 25 to 29 percent .....  | 6                        | —                 | —                  | 6                    | —                    | —                    | —                    | —                    | —                    | —                | 11 250           | 11 295                             | —              |
| 30 to 34 percent .....  | 7                        | —                 | 7                  | —                    | —                    | —                    | —                    | —                    | —                    | —                | 8 750            | 7 950                              | —              |
| 35 percent or more .....  | 31                       | 25                | 6                  | —                    | —                    | —                    | —                    | —                    | —                    | —                | 4 050            | 4 942                              | 21             |
| Not computed .....  | 6                        | 6                 | —                  | —                    | —                    | —                    | —                    | —                    | —                    | —                | 2500—            | —                                  | 6              |
| Median .....  |                          |                   |                    |                      |                      |                      |                      |                      |                      |                  |                  |                                    |                |

**Table E-61. Income and Poverty Status in 1979 of Renter-Occupied Housing Units With a Spanish Origin Householder: 1980**

[Ooro ore estimates based on o sample, see Introduction. For meaning of symbols, see Introduction. For definitions of terms, see appendixes A and 8]

| Newark city   | Household income in 1979 |                   |                    |                      |                      |                      |                      |                      |                      |                  |                  | Income in 1979 below poverty level |                |
|---|--------------------------|-------------------|--------------------|----------------------|----------------------|----------------------|----------------------|----------------------|----------------------|------------------|------------------|------------------------------------|----------------|
|   | Total                    | Less than \$5,000 | \$5,000 to \$9,999 | \$10,000 to \$12,499 | \$12,500 to \$14,999 | \$15,000 to \$19,999 | \$20,000 to \$24,999 | \$25,000 to \$34,999 | \$35,000 to \$49,999 | \$50,000 or more | Median (dollars) |                                    | Mean (dollars) |
| <b>Renter-occupied housing units</b> .....                  | <b>14 933</b>            | <b>5 527</b>      | <b>3 268</b>       | <b>1 246</b>         | <b>922</b>           | <b>1 732</b>         | <b>1 028</b>         | <b>848</b>           | <b>314</b>           | <b>48</b>        | <b>7 819</b>     | <b>10 560</b>                      | <b>6 774</b>   |
| <b>HOUSEHOLD TYPE AND AGE OF HOUSEHOLDER</b>                |                          |                   |                    |                      |                      |                      |                      |                      |                      |                  |                  |                                    |                |
| <b>Married-couple families</b> .....                        | <b>6 614</b>             | <b>961</b>        | <b>1 171</b>       | <b>844</b>           | <b>636</b>           | <b>1 212</b>         | <b>793</b>           | <b>698</b>           | <b>257</b>           | <b>42</b>        | <b>13 801</b>    | <b>15 184</b>                      | <b>1 461</b>   |
| 15 to 24 years .....  | 715                      | 160               | 177                | 127                  | 47                   | 110                  | 55                   | 23                   | 16                   | -                | 10 404           | 11 653                             | 223            |
| 25 to 34 years .....  | 2 091                    | 304               | 307                | 413                  | 268                  | 411                  | 233                  | 114                  | 17                   | 24               | 12 701           | 13 520                             | 470            |
| 35 to 44 years .....  | 1 482                    | 157               | 263                | 167                  | 110                  | 295                  | 257                  | 160                  | 64                   | 9                | 15 545           | 16 435                             | 289            |
| 45 to 64 years .....  | 1 940                    | 228               | 313                | 122                  | 198                  | 348                  | 231                  | 370                  | 121                  | 9                | 16 310           | 17 674                             | 345            |
| 65 years and over .....                                     | 386                      | 112               | 111                | 15                   | 13                   | 48                   | 17                   | 31                   | 39                   | -                | 7 411            | 13 427                             | 134            |
| <b>Male householder, no wife present</b> .....              | <b>1 719</b>             | <b>601</b>        | <b>403</b>         | <b>170</b>           | <b>101</b>           | <b>250</b>           | <b>118</b>           | <b>38</b>            | <b>32</b>            | <b>6</b>         | <b>8 365</b>     | <b>10 234</b>                      | <b>520</b>     |
| 15 to 24 years .....  | 282                      | 123               | 62                 | 47                   | 14                   | 29                   | 7                    | -                    | -                    | -                | 7 800            | 7 704                              | 96             |
| 25 to 34 years .....  | 431                      | 126               | 55                 | 66                   | 31                   | 87                   | 66                   | -                    | -                    | -                | 11 307           | 10 952                             | 126            |
| 35 to 44 years .....  | 404                      | 111               | 99                 | 42                   | 24                   | 83                   | 16                   | 13                   | 10                   | 6                | 9 655            | 11 938                             | 128            |
| 45 to 64 years .....  | 424                      | 133               | 133                | 15                   | 32                   | 42                   | 29                   | 25                   | 15                   | -                | 7 857            | 11 068                             | 124            |
| 65 years and over .....                                     | 178                      | 108               | 54                 | -                    | -                    | 9                    | -                    | -                    | 7                    | -                | 4 505            | 6 647                              | 46             |
| <b>Female householder, no husband present</b> .....         | <b>6 600</b>             | <b>3 965</b>      | <b>1 694</b>       | <b>232</b>           | <b>185</b>           | <b>270</b>           | <b>117</b>           | <b>112</b>           | <b>25</b>            | <b>-</b>         | <b>4 386</b>     | <b>6 012</b>                       | <b>4 793</b>   |
| 15 to 24 years .....  | 1 283                    | 857               | 305                | 18                   | 32                   | 27                   | 20                   | 17                   | 7                    | -                | 4 118            | 5 285                              | 998            |
| 25 to 34 years .....  | 2 237                    | 1 444             | 523                | 77                   | 65                   | 86                   | 24                   | 18                   | -                    | -                | 4 202            | 5 555                              | 1 737          |
| 35 to 44 years .....  | 1 493                    | 725               | 590                | 49                   | 29                   | 51                   | 35                   | 14                   | -                    | -                | 5 148            | 6 208                              | 1 116          |
| 45 to 64 years .....  | 1 237                    | 662               | 244                | 78                   | 46                   | 99                   | 38                   | 52                   | 18                   | -                | 4 690            | 7 615                              | 714            |
| 65 years and over .....                                     | 350                      | 277               | 32                 | 10                   | 13                   | 7                    | -                    | 11                   | -                    | -                | 3 872            | 5 086                              | 228            |
| <b>Median age</b> .....                                     | <b>36.1</b>              | <b>33.5</b>       | <b>36.8</b>        | <b>32.3</b>          | <b>35.2</b>          | <b>37.6</b>          | <b>39.1</b>          | <b>48.0</b>          | <b>50.8</b>          | <b>37.5</b>      | ...              | ...                                | <b>33.8</b>    |
| <b>YEAR HOUSEHOLDER MOVED INTO UNIT</b>                     |                          |                   |                    |                      |                      |                      |                      |                      |                      |                  |                  |                                    |                |
| 1979 to March 1980 .....                                    | 5 147                    | 2 139             | 1 203              | 529                  | 270                  | 547                  | 282                  | 123                  | 48                   | 6                | 6 703            | 8 863                              | 2 658          |
| 1975 to 1978 .....  | 5 828                    | 2 122             | 1 221              | 436                  | 383                  | 705                  | 440                  | 357                  | 131                  | 33               | 8 032            | 10 990                             | 2 625          |
| 1970 to 1974 .....  | 2 271                    | 770               | 557                | 133                  | 152                  | 256                  | 168                  | 167                  | 68                   | -                | 8 233            | 11 137                             | 946            |
| 1960 to 1969 .....  | 1 238                    | 347               | 231                | 103                  | 75                   | 149                  | 99                   | 168                  | 57                   | 9                | 10 995           | 14 045                             | 404            |
| 1959 or earlier .....                                       | 449                      | 149               | 56                 | 45                   | 42                   | 75                   | 39                   | 33                   | 10                   | -                | 11 083           | 11 912                             | 141            |
| <b>PLUMBING FACILITIES BY PERSONS PER ROOM</b>              |                          |                   |                    |                      |                      |                      |                      |                      |                      |                  |                  |                                    |                |
| <b>Complete plumbing for exclusive use</b> .....            | <b>14 071</b>            | <b>5 180</b>      | <b>3 105</b>       | <b>1 177</b>         | <b>871</b>           | <b>1 612</b>         | <b>984</b>           | <b>799</b>           | <b>295</b>           | <b>48</b>        | <b>7 887</b>     | <b>10 589</b>                      | <b>6 347</b>   |
| 0.50 or less .....  | 3 314                    | 1 527             | 757                | 263                  | 123                  | 346                  | 152                  | 92                   | 46                   | 8                | 5 934            | 8 597                              | 1 301          |
| 0.51 to 1.00 .....  | 7 858                    | 2 873             | 1 512              | 663                  | 521                  | 930                  | 619                  | 556                  | 169                  | 15               | 8 496            | 11 031                             | 3 471          |
| 1.01 to 1.50 .....  | 2 105                    | 566               | 653                | 200                  | 179                  | 193                  | 152                  | 115                  | 38                   | 9                | 8 280            | 11 046                             | 1 156          |
| 1.51 or more .....  | 794                      | 214               | 183                | 51                   | 48                   | 143                  | 61                   | 36                   | 42                   | 16               | 10 000           | 13 309                             | 419            |
| <b>Lacking complete plumbing for exclusive use</b> .....    | <b>862</b>               | <b>347</b>        | <b>163</b>         | <b>69</b>            | <b>51</b>            | <b>120</b>           | <b>44</b>            | <b>49</b>            | <b>19</b>            | <b>-</b>         | <b>6 780</b>     | <b>10 100</b>                      | <b>427</b>     |
| 0.50 or less .....  | 132                      | 31                | 30                 | 8                    | 34                   | 19                   | 10                   | -                    | -                    | -                | 11 563           | 10 242                             | 31             |
| 0.51 to 1.00 .....  | 502                      | 267               | 46                 | 36                   | 8                    | 65                   | 24                   | 49                   | 7                    | -                | 4 774            | 9 983                              | 256            |
| 1.01 to 1.50 .....  | 152                      | 32                | 71                 | 7                    | 9                    | 21                   | -                    | -                    | 12                   | -                | 6 897            | 10 063                             | 95             |
| 1.51 or more .....  | 76                       | 17                | 16                 | 18                   | -                    | 15                   | 10                   | -                    | -                    | -                | 10 694           | 10 695                             | 45             |
| <b>SELECTED CHARACTERISTICS</b>                             |                          |                   |                    |                      |                      |                      |                      |                      |                      |                  |                  |                                    |                |
| <b>Hearing equipment</b> .....                              | <b>14 791</b>            | <b>5 498</b>      | <b>3 249</b>       | <b>1 228</b>         | <b>922</b>           | <b>1 694</b>         | <b>1 007</b>         | <b>842</b>           | <b>303</b>           | <b>48</b>        | <b>7 764</b>     | <b>10 521</b>                      | <b>6 736</b>   |
| Central hearing system .....                                | 12 167                   | 4 583             | 2 724              | 983                  | 672                  | 1 385                | 828                  | 692                  | 270                  | 30               | 7 543            | 10 434                             | 5 570          |
| <b>Air conditioning</b> .....                               | <b>4 588</b>             | <b>1 008</b>      | <b>845</b>         | <b>419</b>           | <b>277</b>           | <b>732</b>           | <b>603</b>           | <b>467</b>           | <b>189</b>           | <b>48</b>        | <b>12 699</b>    | <b>14 703</b>                      | <b>1 226</b>   |
| Central system .....  | 426                      | 110               | 97                 | 55                   | 8                    | 52                   | 55                   | 31                   | 18                   | -                | 10 273           | 12 924                             | 142            |
| <b>Vehicles available</b> .....                             | <b>6 560</b>             | <b>941</b>        | <b>1 167</b>       | <b>757</b>           | <b>605</b>           | <b>1 204</b>         | <b>884</b>           | <b>743</b>           | <b>211</b>           | <b>48</b>        | <b>14 215</b>    | <b>15 411</b>                      | <b>1 412</b>   |
| 1 .....   | 5 356                    | 858               | 1 032              | 703                  | 485                  | 972                  | 697                  | 445                  | 147                  | 17               | 12 938           | 14 263                             | 1 272          |
| 2 or more .....   | 1 204                    | 83                | 135                | 54                   | 120                  | 232                  | 187                  | 298                  | 64                   | 31               | 19 542           | 20 515                             | 140            |
| <b>House heating fuel</b> .....                             | <b>14 791</b>            | <b>5 498</b>      | <b>3 249</b>       | <b>1 228</b>         | <b>922</b>           | <b>1 694</b>         | <b>1 007</b>         | <b>842</b>           | <b>303</b>           | <b>48</b>        | <b>7 764</b>     | <b>10 521</b>                      | <b>6 736</b>   |
| Utility gas .....   | 4 783                    | 1 802             | 1 076              | 376                  | 365                  | 433                  | 306                  | 288                  | 113                  | 24               | 7 592            | 10 526                             | 2 299          |
| Bottled, tank, or LP gas .....                              | 278                      | 122               | 76                 | 23                   | 7                    | -                    | 26                   | 13                   | 11                   | -                | 5 697            | 9 475                              | 160            |
| Electricity .....   | 737                      | 228               | 153                | 68                   | -                    | 96                   | 108                  | 27                   | 57                   | -                | 9 479            | 12 710                             | 298            |
| Fuel oil, kerosene, etc. ....                               | 8 903                    | 3 302             | 1 924              | 754                  | 550                  | 1 159                | 567                  | 501                  | 122                  | 24               | 7 920            | 10 396                             | 3 979          |
| Other .....   | 90                       | 44                | 20                 | 7                    | -                    | 6                    | -                    | 13                   | -                    | -                | 5 125            | 7 890                              | 50             |
| <b>Median rooms</b> .....                                   | <b>4.0</b>               | <b>3.8</b>        | <b>4.1</b>         | <b>3.9</b>           | <b>4.0</b>           | <b>4.0</b>           | <b>4.1</b>           | <b>4.4</b>           | <b>4.5</b>           | <b>4.0</b>       | ...              | ...                                | <b>4.0</b>     |
| <b>Specified renter-occupied housing units</b> .....        | <b>14 893</b>            | <b>5 519</b>      | <b>3 247</b>       | <b>1 246</b>         | <b>911</b>           | <b>1 732</b>         | <b>1 028</b>         | <b>848</b>           | <b>314</b>           | <b>48</b>        | <b>7 817</b>     | <b>10 566</b>                      | <b>6 757</b>   |
| <b>CONTRACT RENT</b>  |                          |                   |                    |                      |                      |                      |                      |                      |                      |                  |                  |                                    |                |
| Less than \$100 .....                                       | 1 521                    | 938               | 306                | 62                   | 67                   | 34                   | 19                   | 72                   | 23                   | -                | 4 273            | 6 713                              | 1 048          |
| \$100 to \$149 .....  | 2 126                    | 781               | 486                | 166                  | 110                  | 221                  | 161                  | 127                  | 74                   | -                | 8 365            | 10 857                             | 845            |
| \$150 to \$199 .....  | 5 536                    | 2 031             | 1 168              | 501                  | 411                  | 712                  | 299                  | 288                  | 108                  | 18               | 8 052            | 10 459                             | 2 393          |
| \$200 to \$249 .....  | 4 090                    | 1 412             | 874                | 354                  | 157                  | 568                  | 358                  | 271                  | 72                   | 24               | 8 402            | 11 244                             | 1 783          |
| \$250 to \$299 .....  | 1 267                    | 260               | 377                | 149                  | 126                  | 143                  | 118                  | 76                   | 12                   | 6                | 9 939            | 11 788                             | 606            |
| \$300 to \$349 .....  | 164                      | 32                | 27                 | 9                    | 40                   | 20                   | 24                   | -                    | 12                   | -                | 13 375           | 14 401                             | 40             |
| \$350 to \$399 .....  | 40                       | 5                 | -                  | -                    | -                    | 20                   | -                    | 8                    | 7                    | -                | 19 038           | 20 767                             | 5              |
| \$400 to \$499 .....  | 21                       | 12                | -                  | -                    | -                    | -                    | -                    | 9                    | -                    | -                | 2500-            | 9 159                              | 12             |
| \$500 or more .....   | 9                        | 9                 | -                  | -                    | -                    | -                    | -                    | -                    | -                    | -                | 2500-            | 1 505                              | 9              |
| No cash rent .....  | 119                      | 39                | 9                  | 5                    | -                    | 14                   | 40                   | 6                    | 6                    | -                | 17 031           | 15 469                             | 16             |
| <b>Median</b> .....   | <b>\$185</b>             | <b>\$179</b>      | <b>\$186</b>       | <b>\$190</b>         | <b>\$180</b>         | <b>\$193</b>         | <b>\$202</b>         | <b>\$183</b>         | <b>\$182</b>         | <b>\$206</b>     | ...              | ...                                | <b>\$184</b>   |
| <b>GROSS RENT</b>   |                          |                   |                    |                      |                      |                      |                      |                      |                      |                  |                  |                                    |                |
| Less than \$100 .....                                       | 1 168                    | 807               | 218                | 56                   | 37                   | 11                   | 4                    | 12                   | 23                   | -                | 3 971            | 5 464                              | 881            |
| \$100 to \$149 .....  | 3 915                    | 1 007             | 777                | 49                   | 58                   | 61                   | 17                   | 46                   | 7                    | -                | 6 073            | 8 260                              | 424            |
| \$150 to \$199 .....  | 3 077                    | 1 007             | 704                | 307                  | 246                  | 383                  | 226                  | 144                  | 60                   | -                | 8 717            | 10 566                             | 1 226          |
| \$200 to \$249 .....  | 5 028                    | 1 999             | 921                | 435                  | 241                  | 685                  | 298                  | 342                  | 98                   | 9                | 7 774            | 10 593                             | 2 236          |
| \$250 to \$299 .....  | 2 977                    | 933               | 730                | 253                  | 168                  | 368                  | 246                  | 170                  | 76                   | 33               | 8 469            | 11 545                             | 1 446          |
| \$300 to \$349 .....  | 1 082                    | 208               | 282                | 110                  | 80                   | 129                  | 141                  | 94                   | 32                   | 6                | 11 159           | 13 668                             | 342            |
| \$350 to \$399 .....  | 331                      | 78                | 78                 | 9                    | 68                   | 36                   | 37                   | 20                   | 5                    | -                | 12 518           | 12 432                             | 131            |
| \$400 to \$499 .....  | 159                      | 27                | 28                 | 22                   | 13                   | 36                   | 19                   | 14                   | -                    | -                | 12 981           | 13 051                             | 34             |
| \$500 or more .....   | 37                       | 21                | -                  | -                    | -                    | 9                    | -                    | -                    | -                    | -                | 2500-            | 12 262                             | 21             |
| No cash rent .....  | 119                      | 39                | 9                  | 5                    | -                    | 14                   | 40                   | 6                    | 6                    | -                | 17 031           | 15 469                             | 16             |
| <b>Median</b> .....   | <b>\$224</b>             | <b>\$214</b>      | <b>\$221</b>       | <b>\$226</b>         | <b>\$225</b>         | <b>\$231</b>         | <b>\$243</b>         | <b>\$236</b>         | <b>\$232</b>         | <b>\$266</b>     | ...              | ...                                | <b>\$220</b>   |
| <b>GROSS RENT AS PERCENTAGE OF HOUSEHOLD INCOME IN 1979</b> |                          |                   |                    |                      |                      |                      |                      |                      |                      |                  |                  |                                    |                |
| Less than 15 percent .....                                  | 2 752                    | 72                | 163                | 85                   | 140                  | 501                  | 651                  | 791                  | 301                  | 48               | 23 275           | 23 890                             | 146            |
| 15 to 19 percent .....                                      | 1 991                    | 91                | 168                | 194                  | 322                  | 866                  | 309                  | 37                   | 7                    | -                | 16 052           | 15 545                             | 199            |
| 20 to 24 percent .....                                      | 1 433                    | 195               | 290                | 387                  | 251                  | 281                  | 15                   | 14                   | -                    | -                | 11 495           | 11 356                             | 273            |
| 25 to 29 percent .....                                      | 954                      | 149               | 327                | 302                  | 117                  | 43                   | 16                   | -                    | -                    | -                | 10 008           | 9 770                              | 167            |
| 30 to 34 percent .....                                      | 842                      | 154               | 417                | 176                  | 68                   | 27                   | -                    | -                    | -                    | -                | 8 794            | 8 484                              | 186            |
| 35 to 49 percent .....                                      | 1 565                    | 275               | 1 193              | 84                   | 13                   | -                    | -                    | -                    | -                    | -                | 6 667            | 6 717                              | 806            |
| 50 percent or more .....                                    | 4 481                    | 3 788             | 680                | 13                   | -                    | -                    | -                    | -                    | -                    | -                | 3 538            | 3 474                              | 4 208          |
| Not computed .....  | 875                      | 795               | 9                  | 5                    | -                    |                      |                      |                      |                      |                  |                  |                                    |                |



Table E-62. Selected Monthly Owner Costs for Mortgaged Housing Units With a Spanish Origin Householder: 1980

[Data are estimates based on a sample, see Introduction. For meaning of symbols, see Introduction. For definitions of terms, see appendixes A and B]

| Newark city   | Total      | Less than \$200 | \$200 to \$249 | \$250 to \$299 | \$300 to \$349 | \$350 to \$399 | \$400 to \$499 | \$500 to \$599 | \$600 to \$749 | \$750 or more | Median (dollars) |
|---|------------|-----------------|----------------|----------------|----------------|----------------|----------------|----------------|----------------|---------------|------------------|
| <b>Specified owner-occupied housing units</b> -----                           | <b>479</b> | <b>5</b>        | <b>62</b>      | <b>15</b>      | <b>89</b>      | <b>52</b>      | <b>127</b>     | <b>90</b>      | <b>36</b>      | <b>3</b>      | <b>410</b>       |
| <b>PERSONS IN UNIT</b>  |            |                 |                |                |                |                |                |                |                |               |                  |
| 1 person -----  | 8          | —               | —              | 8              | —              | —              | —              | —              | —              | —             | 275              |
| 2 persons -----   | 28         | —               | 7              | —              | —              | —              | —              | 21             | —              | —             | 533              |
| 3 persons -----   | 57         | —               | 23             | —              | 12             | —              | 16             | —              | 6              | —             | 323              |
| 4 persons -----   | 128        | —               | 5              | —              | 25             | 31             | 34             | 24             | 9              | —             | 407              |
| 5 persons -----   | 66         | 5               | —              | —              | 12             | 10             | 26             | 4              | 9              | —             | 412              |
| 6 persons -----   | 65         | —               | —              | 7              | 13             | 11             | 25             | 9              | —              | —             | 404              |
| 7 persons -----   | 85         | —               | 18             | —              | 27             | —              | 17             | 8              | 12             | 3             | 345              |
| 8 or more persons -----   | 42         | —               | 9              | —              | —              | —              | 9              | 24             | —              | —             | 513              |
| Median -----  | 4.78       | 5.00            | 3.70           | 1.44           | 5.13           | 4.34           | 5.02           | 4.50           | 4.83           | 7.00          | ...              |
| <b>HOUSEHOLD TYPE AND AGE OF HOUSEHOLDER</b>                                  |            |                 |                |                |                |                |                |                |                |               |                  |
| <b>Married-couple families</b> -----  | <b>422</b> | <b>—</b>        | <b>62</b>      | <b>7</b>       | <b>85</b>      | <b>33</b>      | <b>112</b>     | <b>90</b>      | <b>30</b>      | <b>3</b>      | <b>418</b>       |
| 15 to 24 years -----  | 4          | —               | —              | —              | 4              | —              | —              | —              | —              | —             | 325              |
| 25 to 34 years -----  | 76         | —               | 13             | —              | 13             | 10             | 23             | 8              | 9              | —             | 413              |
| 35 to 44 years -----  | 120        | —               | 20             | 7              | 19             | 16             | 24             | 25             | 9              | —             | 394              |
| 45 to 64 years -----  | 211        | —               | 29             | —              | 49             | —              | 65             | 53             | 12             | 3             | 431              |
| 65 years and over -----   | 11         | —               | —              | —              | —              | 7              | —              | 4              | —              | —             | 389              |
| <b>Male householder, no wife present</b> -----                                | <b>7</b>   | <b>—</b>        | <b>—</b>       | <b>—</b>       | <b>—</b>       | <b>—</b>       | <b>7</b>       | <b>—</b>       | <b>—</b>       | <b>—</b>      | <b>425</b>       |
| 15 to 24 years -----  | —          | —               | —              | —              | —              | —              | —              | —              | —              | —             | —                |
| 25 to 34 years -----  | —          | —               | —              | —              | —              | —              | —              | —              | —              | —             | —                |
| 35 to 44 years -----  | 7          | —               | —              | —              | —              | —              | 7              | —              | —              | —             | 425              |
| 45 to 64 years -----  | —          | —               | —              | —              | —              | —              | —              | —              | —              | —             | —                |
| 65 years and over -----   | —          | —               | —              | —              | —              | —              | —              | —              | —              | —             | —                |
| <b>Female householder, no husband present</b> -----                           | <b>50</b>  | <b>5</b>        | <b>—</b>       | <b>8</b>       | <b>4</b>       | <b>19</b>      | <b>8</b>       | <b>—</b>       | <b>6</b>       | <b>—</b>      | <b>371</b>       |
| 15 to 24 years -----  | —          | —               | —              | —              | —              | —              | —              | —              | —              | —             | —                |
| 25 to 34 years -----  | —          | —               | —              | —              | —              | —              | —              | —              | —              | —             | —                |
| 35 to 44 years -----  | 18         | —               | —              | —              | 4              | —              | 8              | —              | 6              | —             | 431              |
| 45 to 64 years -----  | 32         | 5               | —              | 8              | —              | 19             | —              | —              | —              | —             | 358              |
| 65 years and over -----   | —          | —               | —              | —              | —              | —              | —              | —              | —              | —             | —                |
| Median age -----  | 45.6       | 52.5            | 39.5           | 55.3           | 45.9           | 45.0           | 45.2           | 46.9           | 43.0           | 47.5          | ...              |
| <b>YEAR HOUSEHOLDER MOVED INTO UNIT</b>                                       |            |                 |                |                |                |                |                |                |                |               |                  |
| 1979 to March 1980 -----  | 59         | 5               | 20             | —              | 4              | —              | 18             | 3              | 9              | —             | 402              |
| 1975 to 1978 -----  | 182        | —               | 17             | —              | 33             | 21             | 61             | 32             | 15             | 3             | 426              |
| 1970 to 1974 -----  | 139        | —               | 25             | 7              | 32             | 24             | 11             | 40             | —              | —             | 361              |
| 1960 to 1969 -----  | 81         | —               | —              | 8              | 20             | 7              | 31             | 15             | —              | —             | 413              |
| 1959 or earlier -----   | 18         | —               | —              | —              | —              | —              | 6              | —              | 12             | —             | 638              |
| <b>ROOMS</b>  |            |                 |                |                |                |                |                |                |                |               |                  |
| 1 to 3 rooms -----  | 10         | —               | —              | —              | —              | —              | —              | 10             | —              | —             | 550              |
| 4 rooms -----   | 15         | —               | —              | —              | —              | 10             | 5              | —              | —              | —             | 388              |
| 5 rooms -----   | 86         | —               | 27             | —              | 16             | 5              | 29             | —              | 9              | —             | 350              |
| 6 rooms -----   | 145        | 5               | 8              | 8              | 32             | 7              | 31             | 39             | 15             | —             | 420              |
| 7 rooms -----   | 94         | —               | 8              | —              | 23             | 19             | 33             | 8              | —              | 3             | 392              |
| 8 or more rooms -----   | 129        | —               | 19             | 7              | 18             | 11             | 29             | 33             | 12             | —             | 437              |
| Median -----  | 6.4        | 6.0             | 6.0            | 6.4            | 6.4            | 6.7            | 6.5            | 6.4            | 6.1            | 7.0           | ...              |
| <b>YEAR STRUCTURE BUILT</b>   |            |                 |                |                |                |                |                |                |                |               |                  |
| 1975 to March 1980 -----  | 3          | —               | —              | —              | —              | —              | —              | 3              | —              | —             | 550              |
| 1970 to 1974 -----  | —          | —               | —              | —              | —              | —              | —              | —              | —              | —             | —                |
| 1960 to 1969 -----  | 18         | —               | —              | —              | —              | —              | 8              | 10             | —              | —             | 510              |
| 1950 to 1959 -----  | 33         | 5               | —              | 8              | —              | —              | 7              | 13             | —              | —             | 475              |
| 1940 to 1949 -----  | 113        | —               | 29             | —              | 4              | 19             | 32             | 11             | 15             | 3             | 411              |
| 1939 or earlier -----   | 312        | —               | 33             | 7              | 85             | 33             | 80             | 53             | 21             | —             | 397              |
| <b>VALUE</b>  |            |                 |                |                |                |                |                |                |                |               |                  |
| Less than \$10,000 -----  | —          | —               | —              | —              | —              | —              | —              | —              | —              | —             | —                |
| \$10,000 to \$19,999 -----  | 81         | 5               | 17             | 8              | 9              | 18             | 24             | —              | —              | —             | 354              |
| \$20,000 to \$29,999 -----  | 112        | —               | 10             | —              | 43             | 13             | 46             | —              | —              | —             | 362              |
| \$30,000 to \$39,999 -----  | 148        | —               | 30             | —              | 23             | 27             | 27             | 35             | 12             | —             | 400              |
| \$40,000 to \$49,999 -----  | 94         | —               | 5              | —              | 10             | 21             | 22             | 42             | 15             | —             | 524              |
| \$50,000 to \$59,999 -----  | 41         | —               | —              | 7              | 4              | —              | 8              | 13             | 9              | —             | 512              |
| \$60,000 to \$79,999 -----  | 3          | —               | —              | —              | —              | —              | —              | —              | —              | —             | 750+             |
| \$80,000 to \$99,999 -----  | —          | —               | —              | —              | —              | —              | —              | —              | —              | —             | —                |
| \$100,000 to \$149,999 -----  | —          | —               | —              | —              | —              | —              | —              | —              | —              | —             | —                |
| \$150,000 or more -----   | —          | —               | —              | —              | —              | —              | —              | —              | —              | —             | —                |
| Median -----  | \$32 400   | \$16 300        | \$30 700       | \$14 700       | \$27 700       | \$28 200       | \$29 300       | \$41 200       | \$42 000       | \$62 500      | ...              |
| <b>SELECTED MONTHLY OWNER COSTS AS PERCENTAGE OF HOUSEHOLD INCOME IN 1979</b> |            |                 |                |                |                |                |                |                |                |               |                  |
| Less than 15 percent -----  | 64         | 5               | 13             | 7              | 7              | 8              | 15             | —              | 9              | —             | 350              |
| 15 to 19 percent -----  | 122        | —               | 29             | —              | 16             | 11             | 39             | 24             | —              | 3             | 409              |
| 20 to 24 percent -----  | 69         | —               | 8              | —              | 14             | —              | 34             | 13             | —              | —             | 442              |
| 25 to 29 percent -----  | 58         | —               | 12             | —              | 16             | 5              | 5              | 8              | 12             | —             | 360              |
| 30 to 34 percent -----  | 48         | —               | —              | 8              | 9              | 7              | 4              | 20             | —              | —             | 400              |
| 35 percent or more -----  | 118        | —               | —              | —              | 27             | 21             | 30             | 25             | 15             | —             | 424              |
| Not computed -----  | —          | —               | —              | —              | —              | —              | —              | —              | —              | —             | —                |
| Median -----  | 23.9       | 12.5            | 18.1           | 30.3           | 27.3           | 31.4           | 21.4           | 30.0           | 28.8           | 17.5          | ...              |
| <b>SELECTED CHARACTERISTICS</b>   |            |                 |                |                |                |                |                |                |                |               |                  |
| <b>Heating equipment</b> -----  | <b>474</b> | <b>5</b>        | <b>62</b>      | <b>15</b>      | <b>89</b>      | <b>47</b>      | <b>127</b>     | <b>90</b>      | <b>36</b>      | <b>3</b>      | <b>412</b>       |
| Steam or hot water system -----   | 357        | 5               | 32             | 15             | 67             | 41             | 107            | 75             | 15             | —             | 413              |
| Central warm-air furnace or electric heat pump -----                          | 57         | —               | 20             | —              | 12             | —              | 14             | 11             | —              | —             | 335              |
| Other built-in electric units -----   | 13         | —               | 10             | —              | —              | —              | —              | —              | —              | 3             | 232              |
| Floor, wall, or pipeless furnace -----  | —          | —               | —              | —              | —              | —              | —              | —              | —              | —             | —                |
| Other means -----   | 47         | —               | —              | —              | 10             | 6              | 6              | 4              | 21             | —             | 538              |
| <b>Air conditioning</b> -----   | <b>335</b> | <b>—</b>        | <b>44</b>      | <b>7</b>       | <b>65</b>      | <b>29</b>      | <b>99</b>      | <b>52</b>      | <b>36</b>      | <b>3</b>      | <b>418</b>       |
| Central system -----  | 17         | —               | 5              | —              | 12             | —              | —              | —              | —              | —             | 315              |
| 1 or more individual room units -----   | 318        | —               | 39             | 7              | 53             | 29             | 99             | 52             | 36             | 3             | 425              |
| <b>House heating fuel</b> -----   | <b>474</b> | <b>5</b>        | <b>62</b>      | <b>15</b>      | <b>89</b>      | <b>47</b>      | <b>127</b>     | <b>90</b>      | <b>36</b>      | <b>3</b>      | <b>412</b>       |
| Utility gas -----   | 149        | —               | 15             | 7              | 37             | 6              | 39             | 24             | 21             | —             | 420              |
| Bottled, tank, or LP gas -----  | —          | —               | —              | —              | —              | —              | —              | —              | —              | —             | —                |
| Electricity -----   | 13         | —               | 10             | —              | —              | —              | —              | —              | —              | 3             | 232              |
| Fuel oil, kerosene, etc. -----  | 312        | 5               | 37             | 8              | 52             | 41             | 88             | 66             | 15             | —             | 412              |
| Other -----   | —          | —               | —              | —              | —              | —              | —              | —              | —              | —             | —                |

Table E-63. Selected Monthly Owner Costs for Not Mortgaged Housing Units With a Spanish Origin Householder: 1980

[Data are estimates based on a sample, see Introduction. For meaning of symbols, see Introduction. For definitions of terms, see appendixes A and B.]

| Newark city   | Total    | Less than \$50 | \$50 to \$74 | \$75 to \$99 | \$100 to \$124 | \$125 to \$149 | \$150 to \$199 | \$200 to \$249 | \$250 or more | Median (dollars) |
|---|----------|----------------|--------------|--------------|----------------|----------------|----------------|----------------|---------------|------------------|
| Specified owner-occupied housing units -----                                  | 187      | -              | 5            | 24           | 5              | 16             | 54             | 40             | 43            | 190              |
| <b>PERSONS IN UNIT</b>  |          |                |              |              |                |                |                |                |               |                  |
| 1 person -----  | 10       | -              | -            | -            | -              | -              | 10             | -              | -             | 175              |
| 2 persons -----   | 58       | -              | 5            | 9            | -              | 7              | 15             | 13             | 9             | 177              |
| 3 persons -----   | 31       | -              | -            | -            | -              | -              | 11             | 14             | 6             | 216              |
| 4 persons -----   | 36       | -              | -            | -            | 5              | -              | 10             | 13             | 8             | 212              |
| 5 persons -----   | 9        | -              | -            | -            | -              | 9              | -              | -              | -             | 138              |
| 6 persons -----   | 15       | -              | -            | -            | -              | -              | 8              | -              | 7             | 197              |
| 7 persons -----   | 21       | -              | -            | 15           | -              | -              | -              | -              | 6             | 92               |
| 8 or more persons -----   | 7        | -              | -            | -            | -              | -              | -              | -              | 7             | 250+             |
| Median -----  | 3.32     | -              | 2.00         | 6.70         | 4.00           | 4.61           | 2.68           | 3.00           | 4.31          | ...              |
| <b>HOUSEHOLD TYPE AND AGE OF HOUSEHOLDER</b>                                  |          |                |              |              |                |                |                |                |               |                  |
| <b>Married-couple families</b> -----  | 122      | -              | 5            | 24           | -              | 7              | 29             | 26             | 31            | 193              |
| 15 to 24 years -----  | 7        | -              | -            | -            | -              | -              | 7              | -              | -             | 175              |
| 25 to 34 years -----  | 7        | -              | -            | -            | -              | -              | 3              | 8              | 7             | 175              |
| 35 to 44 years -----  | 33       | -              | -            | 15           | -              | -              | 7              | 18             | 24            | 222              |
| 45 to 64 years -----  | 68       | -              | -            | -            | -              | 7              | 19             | 18             | 24            | 81               |
| 65 years and over -----   | 14       | -              | 5            | 9            | -              | -              | -              | -              | -             | 220              |
| <b>Male householder, no wife present</b> -----                                | 29       | -              | -            | -            | -              | 9              | -              | 14             | 6             | 225              |
| 15 to 24 years -----  | 7        | -              | -            | -            | -              | -              | -              | 7              | -             | 214              |
| 25 to 34 years -----  | 7        | -              | -            | -            | -              | -              | -              | 7              | 6             | 176              |
| 35 to 44 years -----  | 22       | -              | -            | -            | -              | 9              | -              | 7              | 6             | 178              |
| 45 to 64 years -----  | 7        | -              | -            | -            | 5              | -              | 8              | -              | 6             | 175              |
| 65 years and over -----   | 10       | -              | -            | -            | -              | -              | 7              | -              | -             | 175              |
| <b>Female householder, no husband present</b> -----                           | 36       | -              | -            | -            | 5              | -              | 25             | -              | 6             | 175              |
| 15 to 24 years -----  | -        | -              | -            | -            | -              | -              | -              | -              | -             | ...              |
| 25 to 34 years -----  | -        | -              | -            | -            | -              | -              | -              | -              | -             | ...              |
| 35 to 44 years -----  | 19       | -              | -            | -            | 5              | -              | 8              | -              | 6             | 178              |
| 45 to 64 years -----  | 7        | -              | -            | -            | -              | -              | 7              | -              | -             | 175              |
| 65 years and over -----   | 10       | -              | -            | -            | -              | -              | 10             | -              | -             | 175              |
| Median age -----  | 48.5     | -              | 72.5         | 39.0         | 37.5           | 60.6           | 48.0           | 48.6           | 47.5          | ...              |
| <b>YEAR HOUSEHOLDER MOVED INTO UNIT</b>                                       |          |                |              |              |                |                |                |                |               |                  |
| 1979 to March 1980 -----  | 20       | -              | -            | 15           | 5              | -              | -              | -              | -             | 92               |
| 1975 to 1978 -----  | 32       | -              | -            | -            | -              | -              | 3              | 22             | 7             | 230              |
| 1970 to 1974 -----  | 43       | -              | -            | -            | -              | 9              | 14             | 6              | 14            | 195              |
| 1960 to 1969 -----  | 47       | -              | 5            | 9            | -              | 7              | 8              | 12             | 6             | 166              |
| 1959 or earlier -----   | 45       | -              | -            | -            | -              | -              | 29             | -              | 16            | 189              |
| <b>ROOMS</b>  |          |                |              |              |                |                |                |                |               |                  |
| 1 to 3 rooms -----  | 9        | -              | -            | -            | -              | 9              | -              | -              | -             | 138              |
| 4 rooms -----   | 8        | -              | -            | -            | -              | -              | -              | 8              | -             | 225              |
| 5 rooms -----   | 15       | -              | -            | 9            | -              | -              | -              | 6              | -             | 96               |
| 6 rooms -----   | 80       | -              | -            | 15           | -              | -              | 26             | 19             | 20            | 198              |
| 7 rooms -----   | 53       | -              | 5            | -            | -              | 7              | 18             | -              | 23            | 190              |
| 8 or more rooms -----   | 22       | -              | -            | -            | 5              | -              | 10             | 7              | -             | 180              |
| Median -----  | 6.3      | -              | 7.0          | 5.7          | 8.5+           | 3.4            | 6.6            | 5.8            | 6.6           | ...              |
| <b>YEAR STRUCTURE BUILT</b>   |          |                |              |              |                |                |                |                |               |                  |
| 1975 to March 1980 -----  | 5        | -              | -            | -            | 5              | -              | -              | -              | -             | 113              |
| 1970 to 1974 -----  | -        | -              | -            | -            | -              | -              | -              | -              | -             | -                |
| 1960 to 1969 -----  | 14       | -              | 5            | 9            | -              | -              | -              | -              | -             | 81               |
| 1950 to 1959 -----  | -        | -              | -            | -            | -              | -              | -              | -              | -             | -                |
| 1940 to 1949 -----  | 14       | -              | -            | -            | -              | -              | 7              | -              | 7             | 225              |
| 1939 or earlier -----   | 154      | -              | -            | 15           | -              | 16             | 47             | 40             | 36            | 199              |
| <b>VALUE</b>  |          |                |              |              |                |                |                |                |               |                  |
| Less than \$10,000 -----  | 7        | -              | -            | -            | -              | -              | 7              | -              | -             | 175              |
| \$10,000 to \$19,999 -----  | 56       | -              | -            | 9            | -              | -              | 21             | 6              | 20            | 195              |
| \$20,000 to \$29,999 -----  | 65       | -              | 5            | 15           | -              | -              | 10             | 21             | 14            | 206              |
| \$30,000 to \$39,999 -----  | 21       | -              | -            | -            | -              | 7              | 8              | 6              | -             | 172              |
| \$40,000 to \$49,999 -----  | 29       | -              | -            | -            | 5              | 9              | 8              | 7              | -             | 153              |
| \$50,000 to \$59,999 -----  | -        | -              | -            | -            | -              | -              | -              | -              | -             | -                |
| \$60,000 to \$79,999 -----  | 9        | -              | -            | -            | -              | -              | -              | -              | 9             | 250+             |
| \$80,000 to \$99,999 -----  | -        | -              | -            | -            | -              | -              | -              | -              | -             | -                |
| \$100,000 to \$149,999 -----  | -        | -              | -            | -            | -              | -              | -              | -              | -             | -                |
| \$150,000 or more -----   | -        | -              | -            | -            | -              | -              | -              | -              | -             | -                |
| Median -----  | \$22 200 | -              | \$21 300     | \$20 500     | \$42 500       | \$40 600       | \$17 100       | \$23 800       | \$25 300      | ...              |
| <b>SELECTED MONTHLY OWNER COSTS AS PERCENTAGE OF HOUSEHOLD INCOME IN 1979</b> |          |                |              |              |                |                |                |                |               |                  |
| Less than 10 percent -----  | 72       | -              | -            | 15           | -              | 16             | 11             | 13             | 17            | 173              |
| 10 to 14 percent -----  | 19       | -              | -            | -            | 5              | -              | 7              | -              | 7             | 182              |
| 15 to 19 percent -----  | 20       | -              | 5            | -            | -              | -              | -              | 8              | 7             | 231              |
| 20 to 24 percent -----  | 26       | -              | -            | 9            | -              | -              | 11             | 6              | -             | 168              |
| 25 to 29 percent -----  | 6        | -              | -            | -            | -              | -              | -              | 6              | -             | 225              |
| 30 to 34 percent -----  | 7        | -              | -            | -            | -              | -              | -              | 7              | -             | 225              |
| 35 percent or more -----  | 31       | -              | -            | -            | -              | -              | 25             | -              | 6             | 181              |
| Not computed -----  | 6        | -              | -            | -            | -              | -              | -              | -              | 6             | 250+             |
| Median -----  | 14.9     | -              | 17.5         | 10-          | 12.5           | 10-            | 24.1           | 19.4           | 11.1          | ...              |
| <b>SELECTED CHARACTERISTICS</b>   |          |                |              |              |                |                |                |                |               |                  |
| <b>Hearing equipment</b> -----  | 187      | -              | 5            | 24           | 5              | 16             | 54             | 40             | 43            | 190              |
| Steam or hot water system -----   | 134      | -              | -            | 24           | 5              | 7              | 44             | 40             | 14            | 185              |
| Central warm-air furnace or electric heat pump -----                          | 30       | -              | 5            | -            | -              | -              | 10             | -              | 15            | 225              |
| Other built-in electric units -----   | -        | -              | -            | -            | -              | -              | -              | -              | -             | -                |
| Floor, wall, or pipeless furnace -----  | -        | -              | -            | -            | -              | -              | -              | -              | -             | -                |
| Other means -----   | 23       | -              | -            | -            | -              | 9              | -              | -              | 14            | 250+             |
| <b>Air conditioning</b> -----   | 115      | -              | -            | 15           | 5              | 7              | 33             | 25             | 30            | 196              |
| Central system -----  | 16       | -              | -            | -            | -              | 7              | -              | -              | 9             | 250+             |
| 1 or more individual room units -----   | 99       | -              | -            | 15           | 5              | 7              | 26             | 25             | 21            | 193              |
| <b>House heating fuel</b> -----   | 187      | -              | 5            | 24           | 5              | 16             | 54             | 40             | 43            | 190              |
| Utility gas -----   | 98       | -              | -            | 24           | 5              | 9              | 10             | 27             | 23            | 202              |
| Bottled, tank, or LP gas -----  | 5        | -              | 5            | -            | -              | -              | -              | -              | -             | 63               |
| Electricity -----   | 10       | -              | -            | -            | -              | -              | 10             | -              | -             | 175              |
| Fuel oil, kerosene, etc. -----  | 63       | -              | -            | -            | -              | 7              | 23             | 13             | 20            | 206              |
| Other -----   | 11       | -              | -            | -            | -              | -              | 11             | -              | -             | 175              |



Table E-64. Year Structure Built for Owner- and Renter-Occupied Housing Units With a Spanish Origin Householder: 1980

[Data are estimates based on a sample, see Introduction. For meaning of symbols, see Introduction. For definitions of terms, see appendixes A and B.]

| Newark city                                    | Owner-occupied housing units |                    |              |              |              |                 | Renter-occupied housing units |                    |              |              |              |                 |
|--|------------------------------|--------------------|--------------|--------------|--------------|-----------------|-------------------------------|--------------------|--------------|--------------|--------------|-----------------|
|  | Total                        | 1975 to March 1980 | 1970 to 1974 | 1960 to 1969 | 1940 to 1959 | 1939 or earlier | Total                         | 1975 to March 1980 | 1970 to 1974 | 1960 to 1969 | 1940 to 1959 | 1939 or earlier |
| Occupied housing units                         | 2 653                        | 26                 | 17           | 92           | 745          | 1 773           | 14 933                        | 482                | 257          | 1 081        | 5 873        | 7 240           |
| <b>HOUSEHOLD TYPE AND AGE OF HOUSEHOLDER</b>   |                              |                    |              |              |              |                 |                               |                    |              |              |              |                 |
| Married-couple families                        | 2 168                        | 21                 | 17           | 87           | 591          | 1 452           | 6 614                         | 243                | 112          | 462          | 2 387        | 3 410           |
| 15 to 24 years                                 | 38                           | —                  | —            | —            | 20           | 18              | 715                           | 40                 | 21           | 62           | 210          | 382             |
| 25 to 34 years                                 | 314                          | —                  | —            | 14           | 87           | 213             | 2 091                         | 50                 | 48           | 219          | 889          | 885             |
| 35 to 44 years                                 | 693                          | 5                  | 17           | 15           | 218          | 438             | 1 482                         | 64                 | 16           | 60           | 570          | 772             |
| 45 to 64 years                                 | 1 011                        | 16                 | —            | 44           | 266          | 685             | 1 940                         | 81                 | 27           | 98           | 618          | 1 116           |
| 65 years and over                              | 112                          | —                  | —            | 14           | —            | 98              | 386                           | 8                  | —            | 23           | 100          | 255             |
| Male householder, no wife present              | 156                          | —                  | —            | 5            | 40           | 111             | 1 719                         | 32                 | 7            | 127          | 833          | 720             |
| 15 to 24 years                                 | 9                            | —                  | —            | —            | —            | 9               | 282                           | —                  | 7            | 9            | 146          | 120             |
| 25 to 34 years                                 | 34                           | —                  | —            | —            | —            | 34              | 431                           | —                  | —            | 19           | 221          | 191             |
| 35 to 44 years                                 | 28                           | —                  | —            | —            | 15           | 13              | 404                           | —                  | —            | 52           | 205          | 147             |
| 45 to 64 years                                 | 76                           | —                  | —            | 5            | 25           | 46              | 424                           | 12                 | —            | 30           | 206          | 176             |
| 65 years and over                              | 9                            | —                  | —            | —            | —            | 9               | 178                           | 20                 | —            | 17           | 55           | 86              |
| Female householder, no husband present         | 329                          | 5                  | —            | —            | 114          | 210             | 6 600                         | 207                | 138          | 492          | 2 653        | 3 110           |
| 15 to 24 years                                 | 17                           | —                  | —            | —            | —            | 17              | 1 283                         | 58                 | 14           | 161          | 621          | 429             |
| 25 to 34 years                                 | 41                           | —                  | —            | —            | 17           | 24              | 2 237                         | 71                 | 49           | 180          | 819          | 1 118           |
| 35 to 44 years                                 | 106                          | 5                  | —            | —            | 63           | 38              | 1 493                         | 34                 | 20           | 68           | 662          | 709             |
| 45 to 64 years                                 | 98                           | —                  | —            | —            | 30           | 68              | 1 237                         | 44                 | 44           | 60           | 443          | 646             |
| 65 years and over                              | 67                           | —                  | —            | —            | 4            | 63              | 350                           | —                  | 11           | 23           | 108          | 208             |
| Median age                                     | 45.6                         | 46.3               | 41.1         | 50.8         | 43.6         | 46.6            | 36.1                          | 36.8               | 33.9         | 31.9         | 35.2         | 38.0            |
| <b>YEAR HOUSEHOLDER MOVED INTO UNIT</b>        |                              |                    |              |              |              |                 |                               |                    |              |              |              |                 |
| 1979 to March 1980                             | 323                          | 8                  | 17           | 8            | 105          | 185             | 5 147                         | 299                | 109          | 391          | 1 926        | 2 422           |
| 1975 to 1978                                   | 920                          | 18                 | —            | 40           | 294          | 568             | 5 828                         | 183                | 124          | 454          | 2 292        | 2 775           |
| 1970 to 1974                                   | 713                          | —                  | —            | 21           | 218          | 474             | 2 271                         | —                  | 24           | 120          | 1 035        | 1 092           |
| 1960 to 1969                                   | 476                          | —                  | —            | 23           | 116          | 337             | 1 238                         | —                  | —            | 116          | 443          | 679             |
| 1959 or earlier                                | 221                          | —                  | —            | —            | 12           | 209             | 449                           | —                  | —            | —            | 177          | 272             |
| <b>ROOMS</b>                                   |                              |                    |              |              |              |                 |                               |                    |              |              |              |                 |
| 1 room   | 35                           | —                  | —            | —            | 6            | 29              | 407                           | 22                 | 27           | 53           | 199          | 106             |
| 2 rooms  | 25                           | —                  | —            | —            | 9            | 16              | 832                           | 34                 | 45           | 148          | 310          | 295             |
| 3 rooms  | 143                          | —                  | 11           | 16           | 28           | 88              | 3 842                         | 90                 | 27           | 308          | 1 559        | 1 858           |
| 4 rooms  | 411                          | —                  | —            | 4            | 74           | 333             | 4 875                         | 193                | 88           | 302          | 1 832        | 2 460           |
| 5 rooms  | 770                          | 9                  | —            | 45           | 208          | 508             | 3 521                         | 68                 | 64           | 142          | 1 394        | 1 853           |
| 6 rooms  | 746                          | 12                 | 6            | 22           | 258          | 448             | 1 139                         | 49                 | 6            | 115          | 475          | 494             |
| 7 or more rooms                                | 523                          | 5                  | —            | 5            | 162          | 351             | 317                           | 26                 | —            | 13           | 104          | 174             |
| Median   | 5.4                          | 5.8                | 3.3          | 5.1          | 5.7          | 5.3             | 4.0                           | 4.0                | 3.8          | 3.6          | 4.0          | 4.1             |
| <b>PLUMBING FACILITIES BY PERSONS PER ROOM</b> |                              |                    |              |              |              |                 |                               |                    |              |              |              |                 |
| Complete plumbing for exclusive use            | 2 533                        | 26                 | 17           | 92           | 696          | 1 702           | 14 071                        | 437                | 240          | 977          | 5 556        | 6 861           |
| 0.50 or less                                   | 646                          | 5                  | —            | 29           | 150          | 462             | 3 314                         | 75                 | 59           | 207          | 1 287        | 1 686           |
| 0.51 to 1.00                                   | 1 490                        | 18                 | 6            | 53           | 443          | 970             | 7 858                         | 256                | 85           | 616          | 3 073        | 3 828           |
| 1.01 to 1.50                                   | 291                          | 3                  | —            | 4            | 78           | 206             | 2 105                         | 86                 | 43           | 123          | 794          | 1 059           |
| 1.51 or more                                   | 106                          | —                  | 11           | 6            | 25           | 64              | 794                           | 20                 | 53           | 31           | 402          | 288             |
| Lacking complete plumbing for exclusive use    | 120                          | —                  | —            | —            | 49           | 71              | 862                           | 45                 | 17           | 104          | 317          | 379             |
| 0.50 or less                                   | 26                           | —                  | —            | —            | 7            | 19              | 132                           | 29                 | —            | 8            | 62           | 33              |
| 0.51 to 1.00                                   | 58                           | —                  | —            | —            | 16           | 42              | 502                           | 8                  | 12           | 53           | 183          | 246             |
| 1.01 to 1.50                                   | 36                           | —                  | —            | —            | 26           | 10              | 152                           | —                  | —            | 27           | 49           | 76              |
| 1.51 or more                                   | —                            | —                  | —            | —            | —            | —               | 76                            | 8                  | 5            | 16           | 23           | 24              |
| <b>PERSONS IN UNIT</b>                         |                              |                    |              |              |              |                 |                               |                    |              |              |              |                 |
| 1 person                                       | 152                          | —                  | —            | —            | 40           | 112             | 2 133                         | 65                 | 51           | 192          | 837          | 988             |
| 2 persons                                      | 337                          | —                  | —            | 39           | 41           | 257             | 2 995                         | 74                 | 44           | 204          | 1 271        | 1 402           |
| 3 persons                                      | 468                          | 9                  | —            | 16           | 142          | 301             | 3 196                         | 123                | 15           | 289          | 1 150        | 1 619           |
| 4 persons                                      | 709                          | 14                 | 6            | —            | 192          | 497             | 2 987                         | 86                 | 63           | 162          | 1 188        | 1 488           |
| 5 persons                                      | 400                          | —                  | —            | 37           | 120          | 243             | 1 826                         | 53                 | 36           | 152          | 706          | 879             |
| 6 or more persons                              | 587                          | 3                  | 11           | —            | 210          | 363             | 1 796                         | 81                 | 48           | 82           | 721          | 864             |
| Median   | 4.02                         | 3.79               | 5.73         | 2.94         | 4.28         | 3.94            | 3.23                          | 3.33               | 3.79         | 3.00         | 3.22         | 3.26            |
| Total persons                                  | 12 349                       | 124                | 96           | 364          | 3 728        | 8 037           | 48 612                        | 1 713              | 862          | 3 575        | 19 358       | 23 104          |
| <b>UNITS IN STRUCTURE</b>                      |                              |                    |              |              |              |                 |                               |                    |              |              |              |                 |
| 1, detached or attached                        | 749                          | 8                  | 6            | 92           | 191          | 512             | 419                           | 48                 | 4            | 20           | 144          | 203             |
| 2  | 786                          | 4                  | —            | 43           | 259          | 480             | 1 920                         | 65                 | —            | 81           | 717          | 1 057           |
| 3 and 4  | 822                          | —                  | 11           | 17           | 231          | 563             | 4 408                         | 147                | 48           | 209          | 1 513        | 2 491           |
| 5 to 9   | 181                          | 14                 | —            | —            | 39           | 128             | 3 146                         | 93                 | 70           | 170          | 1 118        | 1 695           |
| 10 to 49                                       | 97                           | —                  | —            | —            | 19           | 78              | 3 494                         | 45                 | 97           | 355          | 1 484        | 1 513           |
| 50 or more                                     | 6                            | —                  | —            | —            | 6            | —               | 1 533                         | 84                 | 38           | 246          | 893          | 272             |
| Mobile home or trailer, etc.                   | 12                           | —                  | —            | —            | —            | 12              | 13                            | —                  | —            | —            | 4            | 9               |
| <b>SELECTED CHARACTERISTICS</b>                |                              |                    |              |              |              |                 |                               |                    |              |              |              |                 |
| Heating equipment                              | 2 648                        | 26                 | 17           | 92           | 745          | 1 768           | 14 791                        | 482                | 257          | 1 081        | 5 848        | 7 123           |
| Steam or hot water system                      | 1 898                        | 14                 | 17           | 52           | 539          | 1 276           | 10 444                        | 267                | 137          | 794          | 4 436        | 4 810           |
| Control warm-air furnace or electric heat pump | 203                          | 3                  | —            | 19           | 54           | 127             | 1 080                         | 42                 | 57           | 75           | 400          | 506             |
| Other built-in electric units                  | 33                           | 5                  | —            | —            | 3            | 25              | 493                           | 84                 | 31           | 91           | 139          | 148             |
| Floor, wall, or pipeless furnace               | 6                            | —                  | —            | —            | —            | 6               | 150                           | —                  | 24           | 7            | 61           | 58              |
| Other means                                    | 508                          | 4                  | —            | 21           | 149          | 334             | 2 624                         | 89                 | 8            | 114          | 812          | 1 601           |
| Air conditioning                               | 1 794                        | 26                 | 6            | 70           | 482          | 1 210           | 4 588                         | 136                | 121          | 355          | 1 463        | 2 513           |
| Control system                                 | 112                          | 9                  | —            | 8            | 23           | 72              | 426                           | 9                  | 65           | 90           | 106          | 156             |
| 1 or more individual room units                | 1 682                        | 17                 | 6            | 62           | 459          | 1 138           | 4 162                         | 127                | 56           | 265          | 1 357        | 2 357           |
| House heating fuel                             | 2 648                        | 26                 | 17           | 92           | 745          | 1 768           | 14 791                        | 482                | 257          | 1 081        | 5 848        | 7 123           |
| Utility gas                                    | 913                          | 17                 | 17           | 58           | 208          | 613             | 4 783                         | 163                | 101          | 372          | 1 757        | 2 390           |
| Bottled, tank, or LP gas                       | 26                           | —                  | —            | —            | 4            | —               | 278                           | 8                  | 12           | 33           | 99           | 126             |
| Electricity                                    | 48                           | 5                  | —            | 5            | —            | 40              | 737                           | 111                | 53           | 98           | 220          | 255             |
| Fuel oil, kerosene, etc.                       | 1 650                        | 4                  | —            | 29           | 530          | 1 087           | 8 903                         | 200                | 91           | 578          | 3 745        | 4 289           |
| Other  | 11                           | —                  | —            | —            | —            | 11              | 90                            | —                  | —            | —            | 27           | 63              |
| Income in 1979 below poverty level             | 342                          | 5                  | 11           | 6            | 105          | 215             | 6 774                         | 225                | 106          | 558          | 2 925        | 2 960           |
| Percent below poverty level                    | 12.9                         | 19.2               | 64.7         | 6.5          | 14.1         | 12.1            | 45.4                          | 46.7               | 41.2         | 51.6         | 49.8         | 40.9            |
| <b>HOUSEHOLD INCOME IN 1979</b>                |                              |                    |              |              |              |                 |                               |                    |              |              |              |                 |
| Less than \$5,000                              | 238                          | —                  | —            | 9            | 60           | 169             | 5 527                         | 167                | 82           | 475          | 2 388        | 2 415           |
| \$5,000 to \$9,999                             | 297                          | 5                  | 11           | 26           | 99           | 156             | 3 268                         | 104                | 41           | 216          | 1 247        | 1 660           |
| \$10,000 to \$12,499                           | 189                          | —                  | 6            | —            | 8            | 175             | 1 246                         | 18                 | 31           | 127          | 436          | 634             |
| \$12,500 to \$14,999                           | 251                          | —                  | —            | 4            | 80           | 167             | 922                           | 59                 | —            | 54           | 364          | 445             |
| \$15,000 to \$19,999                           | 453                          | —                  | —            | —            | 144          | 309             | 1 732                         | 43                 | 45           | 91           | 696          | 857             |
| \$20,000 to \$24,999                           | 372                          | —                  | —            | 31           | 110          | 231             | 1 028                         | 42                 | 22           | 66           | 419          | 479             |
| \$25,000 to \$34,999                           | 534                          | 16                 | —            | 10           | 165          | 343             | 848                           | 49                 | 26           | 18           | 240          | 515             |
| \$35,000 to \$49,999                           | 206                          | 5                  | —            | 12           | 34           | 155             | 314                           | —                  | 10           | 34           | 67           | 203             |
| \$50,000 or more                               | 113                          | —                  | —            | —            | 45           | 68              | 48                            | —                  | —            | —            | 16           | 32              |
| Median   | \$18 606                     | \$26 538           | \$6 932      | \$20 761     | \$19 330     | \$18 020        | \$7 819                       | \$8 558            | \$10 444     | \$6 250      | \$7 278      | \$8 433         |
| Mean   | \$20 940                     | \$25 962           | \$7 599      | \$18 434     | \$21 336     | \$20 958        | \$10 560                      | \$11 204           | \$12 882     | \$9 340      | \$9 703      | \$11 313        |

Table E-65. Units in Structure for Owner- and Renter-Occupied Housing Units With a Spanish Origin Householder: 1980

[Data are estimates based on a sample, see Introduction. For meaning of symbols, see Introduction. For definitions of terms, see appendixes A and B]

| Newark city                                    | Owner-occupied housing units |                              |                 |                              | Renter-occupied housing units |                              |          |               |              |                |                  |                              |
|--|------------------------------|------------------------------|-----------------|------------------------------|-------------------------------|------------------------------|----------|---------------|--------------|----------------|------------------|------------------------------|
|  | Total                        | 1 unit, detached or attached | 2 or more units | Mobile home or trailer, etc. | Total                         | 1 unit, detached or attached | 2 units  | 3 and 4 units | 5 to 9 units | 10 to 49 units | 50 or more units | Mobile home or trailer, etc. |
| Occupied housing units                         | 2 653                        | 749                          | 1 892           | 12                           | 14 933                        | 419                          | 1 920    | 4 408         | 3 146        | 3 494          | 1 533            | 13                           |
| Condominium housing units                      | —                            | —                            | —               | —                            | 204                           | —                            | 12       | —             | 16           | 49             | 127              | —                            |
| <b>HOUSEHOLD TYPE AND AGE OF HOUSEHOLDER</b>   |                              |                              |                 |                              |                               |                              |          |               |              |                |                  |                              |
| Married-couple families                        | 2 168                        | 613                          | 1 543           | 12                           | 6 614                         | 259                          | 939      | 2 117         | 1 473        | 1 221          | 605              | —                            |
| 15 to 24 years                                 | 38                           | 4                            | 34              | —                            | 715                           | 8                            | 134      | 240           | 166          | 107            | 60               | —                            |
| 25 to 34 years                                 | 314                          | 91                           | 216             | 7                            | 2 091                         | 27                           | 278      | 608           | 407          | 547            | 224              | —                            |
| 35 to 44 years                                 | 693                          | 159                          | 529             | 5                            | 1 482                         | 113                          | 202      | 431           | 365          | 234            | 137              | —                            |
| 45 to 64 years                                 | 1 011                        | 315                          | 696             | —                            | 1 940                         | 105                          | 284      | 693           | 453          | 265            | 140              | —                            |
| 65 years and over                              | 112                          | 44                           | 68              | —                            | 386                           | 6                            | 41       | 145           | 82           | 68             | 44               | —                            |
| Male householder, no wife present              | 156                          | 42                           | 114             | —                            | 1 719                         | 22                           | 175      | 455           | 347          | 540            | 180              | —                            |
| 15 to 24 years                                 | 9                            | —                            | 9               | —                            | 282                           | —                            | 11       | 72            | 85           | 102            | 12               | —                            |
| 25 to 34 years                                 | 34                           | 7                            | 27              | —                            | 431                           | —                            | 42       | 125           | 68           | 167            | 29               | —                            |
| 35 to 44 years                                 | 28                           | 13                           | 15              | —                            | 404                           | —                            | 22       | 120           | 101          | 125            | 36               | —                            |
| 45 to 64 years                                 | 76                           | 22                           | 54              | —                            | 424                           | 14                           | 85       | 102           | 89           | 90             | 44               | —                            |
| 65 years and over                              | 9                            | —                            | 9               | —                            | 178                           | 8                            | 15       | 36            | 4            | 56             | 59               | —                            |
| Female householder, no husband present         | 329                          | 94                           | 235             | —                            | 6 600                         | 138                          | 806      | 1 836         | 1 326        | 1 733          | 748              | 13                           |
| 15 to 24 years                                 | 17                           | —                            | 17              | —                            | 1 283                         | 5                            | 117      | 284           | 195          | 530            | 152              | —                            |
| 25 to 34 years                                 | 41                           | —                            | 41              | —                            | 2 237                         | 16                           | 324      | 666           | 432          | 544            | 246              | 9                            |
| 35 to 44 years                                 | 106                          | 37                           | 69              | —                            | 1 493                         | 107                          | 153      | 428           | 312          | 322            | 171              | —                            |
| 45 to 64 years                                 | 98                           | 47                           | 51              | —                            | 1 237                         | 4                            | 142      | 372           | 284          | 298            | 133              | 4                            |
| 65 years and over                              | 67                           | 10                           | 57              | —                            | 350                           | 6                            | 70       | 86            | 103          | 39             | 46               | —                            |
| Median age                                     | 45.6                         | 46.8                         | 44.8            | 34.3                         | 36.1                          | 42.2                         | 36.2     | 36.7          | 37.8         | 33.0           | 36.7             | 33.6                         |
| <b>YEAR HOUSEHOLDER MOVED INTO UNIT</b>        |                              |                              |                 |                              |                               |                              |          |               |              |                |                  |                              |
| 1979 to March 1980                             | 323                          | 100                          | 223             | —                            | 5 147                         | 123                          | 583      | 1 782         | 988          | 1 194          | 468              | 9                            |
| 1975 to 1978                                   | 920                          | 228                          | 687             | 5                            | 5 828                         | 208                          | 840      | 1 630         | 1 239        | 1 427          | 484              | —                            |
| 1970 to 1974                                   | 713                          | 211                          | 502             | —                            | 2 271                         | 55                           | 315      | 578           | 434          | 571            | 318              | —                            |
| 1960 to 1969                                   | 476                          | 147                          | 322             | 7                            | 1 238                         | 22                           | 98       | 275           | 388          | 258            | 193              | 4                            |
| 1959 or earlier                                | 221                          | 63                           | 158             | —                            | 449                           | 11                           | 84       | 143           | 97           | 44             | 70               | —                            |
| <b>ROOMS</b>                                   |                              |                              |                 |                              |                               |                              |          |               |              |                |                  |                              |
| 1 room   | 35                           | 12                           | 23              | —                            | 407                           | 8                            | 12       | 28            | 81           | 162            | 116              | —                            |
| 2 rooms  | 25                           | —                            | 25              | —                            | 832                           | 14                           | 59       | 165           | 110          | 345            | 139              | —                            |
| 3 rooms  | 143                          | 23                           | 120             | —                            | 3 842                         | 15                           | 326      | 1 022         | 798          | 1 298          | 383              | —                            |
| 4 rooms  | 411                          | 35                           | 369             | 7                            | 4 875                         | 55                           | 662      | 1 437         | 1 165        | 989            | 563              | 4                            |
| 5 rooms  | 770                          | 112                          | 658             | —                            | 3 521                         | 129                          | 609      | 1 250         | 787          | 538            | 199              | 9                            |
| 6 rooms  | 746                          | 254                          | 487             | 5                            | 1 139                         | 106                          | 215      | 401           | 184          | 146            | 87               | —                            |
| 7 or more rooms                                | 523                          | 313                          | 210             | —                            | 317                           | 92                           | 37       | 105           | 21           | 16             | 46               | —                            |
| Median   | 5.4                          | 6.3                          | 5.1             | 4.4                          | 4.0                           | 5.4                          | 4.4      | 4.2           | 4.0          | 3.5            | 3.7              | 4.8                          |
| <b>PLUMBING FACILITIES BY PERSONS PER ROOM</b> |                              |                              |                 |                              |                               |                              |          |               |              |                |                  |                              |
| Complete plumbing for exclusive use            | 2 533                        | 749                          | 1 772           | 12                           | 14 071                        | 406                          | 1 833    | 4 170         | 2 903        | 3 268          | 1 478            | 13                           |
| 0.50 or less                                   | 646                          | 221                          | 425             | —                            | 3 314                         | 97                           | 517      | 1 028         | 656          | 672            | 340              | 4                            |
| 0.51 to 1.00                                   | 1 490                        | 439                          | 1 044           | 7                            | 7 858                         | 204                          | 1 013    | 2 441         | 1 684        | 1 731          | 785              | —                            |
| 1.01 to 1.50                                   | 291                          | 60                           | 226             | 5                            | 2 105                         | 100                          | 228      | 543           | 372          | 634            | 219              | 9                            |
| 1.51 or more                                   | 106                          | 29                           | 77              | —                            | 794                           | 5                            | 75       | 158           | 191          | 231            | 134              | —                            |
| Lacking complete plumbing for exclusive use    | 120                          | —                            | 120             | —                            | 862                           | 13                           | 87       | 238           | 243          | 226            | 55               | —                            |
| 0.50 or less                                   | 26                           | —                            | 26              | —                            | 132                           | —                            | 19       | 46            | 35           | 20             | 12               | —                            |
| 0.51 to 1.00                                   | 58                           | —                            | 58              | —                            | 502                           | 13                           | 31       | 149           | 141          | 132            | 36               | —                            |
| 1.01 to 1.50                                   | 36                           | —                            | 36              | —                            | 152                           | —                            | 37       | 38            | 35           | 35             | 7                | —                            |
| 1.51 or more                                   | —                            | —                            | —               | —                            | 76                            | —                            | —        | 5             | 32           | 39             | —                | —                            |
| <b>BEDROOMS</b>                                |                              |                              |                 |                              |                               |                              |          |               |              |                |                  |                              |
| None   | 45                           | 22                           | 23              | —                            | 412                           | 8                            | 12       | 28            | 81           | 167            | 116              | —                            |
| 1  | 171                          | 10                           | 161             | —                            | 4 640                         | 14                           | 423      | 1 229         | 918          | 1 552          | 504              | —                            |
| 2  | 820                          | 60                           | 753             | 7                            | 6 040                         | 150                          | 880      | 1 889         | 1 303        | 1 182          | 623              | 13                           |
| 3  | 1 181                        | 422                          | 754             | 5                            | 3 120                         | 162                          | 422      | 1 082         | 724          | 494            | 166              | —                            |
| 4  | 274                          | 132                          | 142             | —                            | 560                           | 61                           | 75       | 140           | 120          | 92             | 72               | —                            |
| 5 or more                                      | 162                          | 103                          | 59              | —                            | 161                           | 24                           | 38       | 40            | —            | 7              | 52               | —                            |
| <b>HOUSEHOLD INCOME IN 1979</b>                |                              |                              |                 |                              |                               |                              |          |               |              |                |                  |                              |
| Less than \$5,000                              | 238                          | 56                           | 182             | —                            | 5 527                         | 110                          | 574      | 1 515         | 1 242        | 1 449          | 633              | 4                            |
| \$5,000 to \$9,999                             | 297                          | 60                           | 237             | —                            | 3 268                         | 117                          | 439      | 938           | 648          | 786            | 331              | 9                            |
| \$10,000 to \$14,999                           | 189                          | 82                           | 107             | —                            | 1 246                         | 17                           | 153      | 371           | 229          | 316            | 160              | —                            |
| \$15,000 to \$19,999                           | 251                          | 85                           | 166             | —                            | 922                           | 25                           | 112      | 262           | 205          | 266            | 52               | —                            |
| \$20,000 to \$24,999                           | 453                          | 123                          | 323             | 7                            | 1 732                         | 37                           | 289      | 510           | 359          | 342            | 195              | —                            |
| \$25,000 to \$29,999                           | 372                          | 100                          | 272             | —                            | 1 028                         | 53                           | 151      | 287           | 234          | 192            | 111              | —                            |
| \$30,000 to \$34,999                           | 534                          | 149                          | 380             | 5                            | 848                           | 40                           | 133      | 336           | 164          | 143            | 32               | —                            |
| \$35,000 to \$49,999                           | 206                          | 74                           | 132             | —                            | 314                           | 20                           | 52       | 164           | 59           | —              | 19               | —                            |
| \$50,000 or more                               | 113                          | 20                           | 93              | —                            | 48                            | —                            | 17       | 25            | 6            | —              | —                | —                            |
| Median   | \$18 606                     | \$17 813                     | \$18 818        | \$17 143                     | \$7 819                       | \$9 519                      | \$9 331  | \$8 629       | \$7 280      | \$6 713        | \$6 785          | \$5 694                      |
| Mean   | \$20 940                     | \$20 809                     | \$21 000        | \$19 793                     | \$10 560                      | \$13 543                     | \$12 166 | \$11 601      | \$10 242     | \$8 913        | \$9 196          | \$5 072                      |
| <b>SELECTED CHARACTERISTICS</b>                |                              |                              |                 |                              |                               |                              |          |               |              |                |                  |                              |
| Hearing equipment                              | 2 648                        | 744                          | 1 892           | 12                           | 14 791                        | 419                          | 1 920    | 4 340         | 3 092        | 3 474          | 1 533            | 13                           |
| Steam or hot water system                      | 1 898                        | 559                          | 1 339           | —                            | 10 444                        | 286                          | 1 397    | 3 030         | 2 006        | 2 567          | 1 145            | 13                           |
| Central warm-air furnace or electric heat pump | 203                          | 87                           | 116             | —                            | 1 080                         | 25                           | 107      | 310           | 251          | 235            | 152              | —                            |
| Other built-in electric units                  | 33                           | 13                           | 20              | —                            | 493                           | 8                            | 21       | 108           | 133          | 121            | 102              | —                            |
| Floor, wall, or pipeless furnace               | 6                            | —                            | 6               | —                            | 150                           | —                            | —        | —             | 46           | 75             | 29               | —                            |
| Other means                                    | 508                          | 85                           | 411             | 12                           | 2 624                         | 100                          | 395      | 892           | 656          | 476            | 105              | —                            |
| Air conditioning                               | 1 794                        | 503                          | 1 284           | 7                            | 4 588                         | 159                          | 750      | 1 469         | 1 080        | 753            | 377              | —                            |
| Control system                                 | 112                          | 33                           | 79              | —                            | 426                           | 39                           | 53       | 70            | 54           | 69             | 141              | —                            |
| Vehicles available                             | 2 250                        | 650                          | 1 588           | 12                           | 6 560                         | 290                          | 1 044    | 2 092         | 1 363        | 1 227          | 544              | —                            |
| 1  | 1 160                        | 337                          | 818             | 5                            | 5 356                         | 206                          | 872      | 1 654         | 1 181        | 1 010          | 433              | —                            |
| 2 or more                                      | 1 090                        | 313                          | 770             | 7                            | 1 204                         | 84                           | 172      | 438           | 182          | 217            | 111              | —                            |
| House heating fuel                             | 2 648                        | 744                          | 1 892           | 12                           | 14 791                        | 419                          | 1 920    | 4 340         | 3 092        | 3 474          | 1 533            | 13                           |
| Utility gas                                    | 913                          | 284                          | 624             | 5                            | 4 783                         | 171                          | 673      | 1 342         | 1 099        | 938            | 560              | —                            |
| Bottled, tank, or LP gas                       | 26                           | 5                            | 21              | —                            | 278                           | 6                            | 27       | 97            | 80           | 68             | —                | —                            |
| Electricity                                    | 48                           | 23                           | 25              | —                            | 737                           | 8                            | 43       | 157           | 216          | 185            | 128              | —                            |
| Fuel oil, kerosene, etc.                       | 1 650                        | 421                          | 1 222           | 7                            | 8 903                         | 234                          | 1 177    | 2 725         | 1 654        | 2 262          | 838              | 13                           |
| Other  | 11                           | —                            | —               | —                            | 90                            | —                            | —        | 19            | 43           | 21             | 7                | —                            |
| Water heating fuel                             | 2 646                        | 749                          | 1 885           | 12                           | 14 838                        | 411                          | 1 913    | 4 376         | 3 135        | 3 457          | 1 533            | 13                           |
| Utility gas                                    | 1 403                        | 480                          | 918             | 5                            | 6 178                         | 239                          | 884      | 1 337         | 1 337        | 1 189          | 665              | 4                            |
| Bottled, tank, or LP gas                       | 144                          | 50                           | 94              | —                            | 504                           | 14                           | 58       | 181           | 125          | 120            | 6                | —                            |
| Electricity                                    | 18                           | 7                            | 11              | —                            | 444                           | 8                            | 20       | 73            | 162          | 137            | 44               | —                            |
| Fuel oil, kerosene, etc.                       | 1 081                        | 212                          | 862             | 7                            | 7 569                         | 145                          | 932      | 2 249         | 1 455        | 1 961          | 818              | 9                            |
| Other  | —                            | —                            | —               | —                            | 143                           | 5                            | 19       | 13            | 56           | 50             | —                | —                            |
| Family householder                             | 2 470                        | 705                          | 1 753           | 12                           | 12 535                        | 397                          | 1 675    | 3 816         | 2 634        | 2 804          | 1 196            | 13                           |
| With own children under 18 years               | 1 680                        | 475                          | 1 193           | 12                           | 9 388                         | 303                          | 1 221    | 2 755         | 2 016        | 2 190          | 890              | 13                           |
| With own children under 6 years                | 514                          | 147                          | 360             | 7                            | 5 242                         | 26                           | 618      | 1 414         | 1 176        | 1 491          | 508              | 9                            |
| Female householder, no husband present         | 229                          | 63                           | 166             | —                            | 5 358                         | 138                          | 659      | 1 544         | 1 067        | 1 412          | 525              | 13                           |
| With own children under 18 years               | 146                          | 44                           | 102             | —                            | 4 672                         | 125                          | 552      | 1 293         | 946          | 1 257          | 486              | 13                           |
| With own children under 6 years                | 43                           | 8                            | 35              | —                            | 2 651                         | 5                            | 280      | 639           | 583          | 851            | 284              | 9                            |
| Nonfamily householder                          | 183                          | 44                           | 139             | —                            | 2 398                         | 22                           | 245      | 592           | 512          | 690            | 337              | —                            |
| Income in 1979 below poverty level             | 342                          | 54                           | 288             | —                            | 6 774                         | 198                          | 741      | 1 886         | 1 403        | 1 773          | 760              | 13                           |
| Percent below poverty level                    | 12.9                         |                              |                 |                              |                               |                              |          |               |              |                |                  |                              |



Table E-66. Owner- and Renter-Occupied Housing Units With a Spanish Origin Householder by Size of Household: 1980

[Data are estimates based on a sample, see Introduction. For meaning of symbols, see Introduction. For definitions of terms, see appendixes A and B.]

| Newark city   | Total         | 1 person     | 2 persons    | 3 persons    | 4 persons    | 5 persons    | 6 persons  | 7 persons  | 8 or more persons | Median      | Total persons |
|---|---------------|--------------|--------------|--------------|--------------|--------------|------------|------------|-------------------|-------------|---------------|
| <b>Owner-occupied housing units</b>                                   | <b>2 653</b>  | <b>152</b>   | <b>337</b>   | <b>468</b>   | <b>709</b>   | <b>400</b>   | <b>293</b> | <b>189</b> | <b>105</b>        | <b>4.02</b> | <b>12 349</b> |
| Nonrelatives present  | 159           | -            | 18           | 17           | 55           | 25           | 18         | 20         | 6                 | 4.31        | 799           |
| <b>ROOMS</b>  |               |              |              |              |              |              |            |            |                   |             |               |
| 1 to 3 rooms  | 203           | 37           | 52           | 39           | 40           | 15           | 11         | 9          | -                 | 2.82        | 660           |
| 4 rooms   | 411           | 20           | 103          | 64           | 146          | 64           | 6          | 8          | -                 | 3.63        | 1 753         |
| 5 rooms   | 770           | 43           | 75           | 223          | 143          | 139          | 88         | 47         | 12                | 3.81        | 3 394         |
| 6 rooms   | 746           | 29           | 71           | 114          | 244          | 106          | 91         | 47         | 44                | 4.15        | 3 338         |
| 7 rooms   | 245           | 8            | 21           | 28           | 78           | 22           | 44         | 35         | 9                 | 4.34        | 1 348         |
| 8 or more rooms   | 278           | 15           | 15           | -            | 58           | 54           | 53         | 43         | 40                | 5.44        | 1 856         |
| Median  | 5.4           | 4.9          | 4.7          | 5.1          | 5.6          | 5.4          | 6.0        | 6.1        | 6.4               | ...         | ...           |
| <b>PLUMBING FACILITIES BY PERSONS PER ROOM</b>                        |               |              |              |              |              |              |            |            |                   |             |               |
| <b>Complete plumbing for exclusive use</b>                            | <b>2 533</b>  | <b>152</b>   | <b>326</b>   | <b>468</b>   | <b>649</b>   | <b>384</b>   | <b>268</b> | <b>181</b> | <b>105</b>        | <b>3.99</b> | <b>11 693</b> |
| 1.00 or less  | 2 136         | 152          | 320          | 450          | 609          | 313          | 183        | 78         | 31                | 3.74        | 8 816         |
| 1.01 to 1.50  | 291           | -            | -            | -            | 36           | 56           | 74         | 86         | 49                | 6.36        | 2 074         |
| 1.51 or more  | 106           | -            | 6            | 18           | 14           | 15           | 11         | 17         | 25                | 5.50        | 803           |
| <b>Lacking complete plumbing for exclusive use</b>                    | <b>120</b>    | <b>-</b>     | <b>11</b>    | <b>-</b>     | <b>60</b>    | <b>16</b>    | <b>25</b>  | <b>8</b>   | <b>-</b>          | <b>4.32</b> | <b>656</b>    |
| 1.00 or less  | 84            | -            | 11           | -            | 60           | 16           | 25         | 8          | -                 | 4.02        | 386           |
| 1.01 to 1.50  | 36            | -            | -            | -            | 8            | 8            | 20         | 8          | -                 | 6.00        | 270           |
| 1.51 or more  | -             | -            | -            | -            | -            | -            | -          | -          | -                 | -           | -             |
| <b>UNITS IN STRUCTURE</b>   |               |              |              |              |              |              |            |            |                   |             |               |
| 1, detached or attached   | 749           | 24           | 109          | 105          | 194          | 82           | 80         | 106        | 49                | 4.20        | 3 856         |
| 2 or more   | 1 892         | 128          | 228          | 363          | 508          | 318          | 213        | 78         | 56                | 3.95        | 8 408         |
| Mobile home or trailer, etc.  | 12            | -            | -            | -            | 7            | -            | -          | 5          | -                 | 4.36        | 85            |
| <b>VALUE</b>  |               |              |              |              |              |              |            |            |                   |             |               |
| <b>Specified owner-occupied housing units</b>                         | <b>666</b>    | <b>18</b>    | <b>86</b>    | <b>88</b>    | <b>164</b>   | <b>75</b>    | <b>80</b>  | <b>106</b> | <b>49</b>         | <b>4.36</b> | <b>3 564</b>  |
| Less than \$10,000  | 7             | -            | 7            | -            | -            | -            | -          | -          | -                 | 2.00        | 17            |
| \$10,000 to \$19,999  | 137           | 8            | 15           | 11           | 29           | 22           | 13         | 23         | 16                | 4.75        | 871           |
| \$20,000 to \$29,999  | 177           | 10           | 19           | 17           | 42           | 23           | 19         | 38         | 9                 | 4.52        | 950           |
| \$30,000 to \$39,999  | 169           | -            | 7            | 38           | 40           | 4            | 35         | 34         | 11                | 4.49        | 846           |
| \$40,000 to \$49,999  | 123           | -            | 29           | 14           | 36           | 17           | 6          | 8          | 13                | 4.01        | 592           |
| \$50,000 to \$59,999  | 41            | -            | -            | 8            | 17           | 9            | 7          | -          | -                 | 4.24        | 215           |
| \$60,000 to \$79,999  | 12            | -            | 9            | -            | -            | -            | -          | 3          | -                 | 2.17        | 73            |
| \$80,000 to \$99,999  | -             | -            | -            | -            | -            | -            | -          | -          | -                 | -           | -             |
| \$100,000 to \$149,999  | -             | -            | -            | -            | -            | -            | -          | -          | -                 | -           | -             |
| \$150,000 or more   | -             | -            | -            | -            | -            | -            | -          | -          | -                 | -           | -             |
| Median  | \$30 600      | \$25 300     | \$36 400     | \$32 500     | \$34 200     | \$25 800     | \$31 500   | \$27 500   | \$29 900          | ...         | ...           |
| <b>SELECTED CHARACTERISTICS</b>                                       |               |              |              |              |              |              |            |            |                   |             |               |
| <b>All income levels in 1979</b>                                      | <b>2 653</b>  | <b>152</b>   | <b>337</b>   | <b>468</b>   | <b>709</b>   | <b>400</b>   | <b>293</b> | <b>189</b> | <b>105</b>        | <b>4.02</b> | <b>12 349</b> |
| Median income   | \$18 606      | \$8 846      | \$14 583     | \$18 125     | \$21 088     | \$18 971     | \$22 827   | \$19 219   | \$30 441          | ...         | ...           |
| Median selected monthly owner costs as percentage of household income | 21.7          | 50+          | 24.2         | 19.7         | 21.1         | 24.8         | 18.2       | 26.0       | 16.9              | ...         | ...           |
| With a mortgage   | 23.9          | 32.5         | 27.9         | 19.0         | 23.8         | 26.2         | 19.2       | 27.0       | 17.7              | ...         | ...           |
| Not mortgaged   | 14.9          | 50+          | 21.1         | 22.0         | 10.0         | 10-          | 10-        | 10-        | 12.5              | ...         | ...           |
| <b>Income in 1979 below poverty level</b>                             | <b>342</b>    | <b>35</b>    | <b>73</b>    | <b>49</b>    | <b>46</b>    | <b>52</b>    | <b>56</b>  | <b>21</b>  | <b>10</b>         | <b>3.80</b> | <b>...</b>    |
| Median income   | \$3 985       | \$2500-      | \$3 065      | \$3 542      | \$5 700      | \$6 757      | \$2500-    | \$3 125    | \$2500-           | ...         | ...           |
| Median selected monthly owner costs as percentage of household income | 50+           | -            | 50+          | -            | 50+          | -            | -          | 50+        | -                 | ...         | ...           |
| With a mortgage   | 50+           | -            | -            | -            | 50+          | -            | -          | 50+        | -                 | ...         | ...           |
| Not mortgaged   | 50+           | -            | 50+          | -            | 12.5         | -            | -          | 50+        | -                 | ...         | ...           |
| <b>Renter-occupied housing units</b>                                  | <b>14 933</b> | <b>2 133</b> | <b>2 995</b> | <b>3 196</b> | <b>2 987</b> | <b>1 826</b> | <b>850</b> | <b>701</b> | <b>245</b>        | <b>3.23</b> | <b>48 612</b> |
| Nonrelatives present  | 880           | -            | 228          | 135          | 138          | 146          | 125        | 79         | 29                | 4.06        | 3 499         |
| <b>ROOMS</b>  |               |              |              |              |              |              |            |            |                   |             |               |
| 1 room  | 407           | 282          | 99           | 3            | 13           | 10           | -          | -          | -                 | 1.22        | 577           |
| 2 rooms   | 832           | 344          | 192          | 131          | 101          | 44           | -          | 20         | -                 | 1.88        | 1 757         |
| 3 rooms   | 3 842         | 870          | 1 278        | 896          | 490          | 143          | 95         | 70         | -                 | 2.32        | 9 247         |
| 4 rooms   | 4 875         | 473          | 1 048        | 1 336        | 1 138        | 616          | 157        | 76         | 31                | 3.19        | 15 061        |
| 5 rooms   | 3 521         | 111          | 280          | 690          | 996          | 696          | 384        | 237        | 127               | 4.18        | 14 898        |
| 6 rooms   | 1 139         | 39           | 80           | 117          | 221          | 260          | 173        | 199        | 57                | 4.93        | 5 282         |
| 7 or more rooms   | 317           | 14           | 18           | 23           | 28           | 57           | 41         | 99         | 37                | 5.95        | 1 790         |
| Median  | 4.0           | 3.0          | 3.4          | 3.9          | 4.3          | 4.6          | 5.0        | 5.3        | 5.2               | ...         | ...           |
| <b>PLUMBING FACILITIES BY PERSONS PER ROOM</b>                        |               |              |              |              |              |              |            |            |                   |             |               |
| <b>Complete plumbing for exclusive use</b>                            | <b>14 071</b> | <b>1 939</b> | <b>2 846</b> | <b>3 054</b> | <b>2 823</b> | <b>1 729</b> | <b>810</b> | <b>637</b> | <b>233</b>        | <b>3.24</b> | <b>45 902</b> |
| 1.00 or less  | 11 172        | 1 939        | 2 764        | 2 929        | 2 299        | 956          | 200        | 79         | 6                 | 2.80        | 30 698        |
| 1.01 to 1.50  | 2 105         | -            | -            | 122          | 447          | 576          | 525        | 392        | 43                | 5.34        | 10 775        |
| 1.51 or more  | 794           | -            | 82           | 3            | 77           | 197          | 85         | 166        | 184               | 5.95        | 4 429         |
| <b>Lacking complete plumbing for exclusive use</b>                    | <b>862</b>    | <b>194</b>   | <b>149</b>   | <b>142</b>   | <b>164</b>   | <b>97</b>    | <b>40</b>  | <b>64</b>  | <b>12</b>         | <b>3.12</b> | <b>2 710</b>  |
| 1.00 or less  | 634           | 194          | 132          | 133          | 84           | 57           | 14         | 20         | -                 | 2.43        | 1 568         |
| 1.01 to 1.50  | 152           | -            | -            | 9            | 43           | 40           | 16         | 44         | -                 | 5.10        | 857           |
| 1.51 or more  | 76            | -            | 17           | -            | 37           | -            | -          | -          | 12                | 4.07        | 285           |
| <b>UNITS IN STRUCTURE</b>   |               |              |              |              |              |              |            |            |                   |             |               |
| 1, detached or attached   | 419           | 22           | 23           | 89           | 116          | 55           | 18         | 73         | 23                | 4.15        | 1 835         |
| 2   | 1 920         | 224          | 388          | 415          | 404          | 253          | 134        | 82         | 20                | 3.34        | 6 117         |
| 3 and 4   | 4 408         | 559          | 909          | 975          | 909          | 542          | 286        | 204        | 24                | 3.25        | 14 507        |
| 5 to 9  | 3 146         | 440          | 554          | 725          | 677          | 418          | 142        | 148        | 42                | 3.30        | 10 026        |
| 10 to 49  | 3 494         | 584          | 770          | 712          | 674          | 385          | 188        | 104        | 77                | 3.05        | 10 811        |
| 50 or more  | 1 533         | 304          | 347          | 280          | 207          | 173          | 73         | 90         | 59                | 2.91        | 5 260         |
| Mobile home or trailer, etc.  | 13            | -            | 4            | -            | -            | -            | 9          | -          | -                 | 5.78        | 56            |
| <b>GROSS RENT</b>   |               |              |              |              |              |              |            |            |                   |             |               |
| <b>Specified renter-occupied housing units</b>                        | <b>14 893</b> | <b>2 133</b> | <b>2 988</b> | <b>3 179</b> | <b>2 982</b> | <b>1 826</b> | <b>850</b> | <b>690</b> | <b>245</b>        | <b>3.23</b> | <b>48 407</b> |
| Less than \$100   | 1 168         | 344          | 171          | 229          | 146          | 123          | 35         | 81         | 39                | 2.80        | 4 127         |
| \$100 to \$149  | 915           | 338          | 204          | 135          | 119          | 24           | 47         | 30         | 18                | 2.09        | 2 356         |
| \$150 to \$199  | 3 077         | 536          | 937          | 714          | 401          | 305          | 63         | 54         | 67                | 2.59        | 8 230         |
| \$200 to \$249  | 5 028         | 633          | 1 037        | 1 215        | 1 127        | 589          | 233        | 164        | 30                | 3.19        | 15 227        |
| \$250 to \$299  | 2 977         | 199          | 417          | 629          | 834          | 426          | 263        | 176        | 33                | 3.79        | 10 841        |
| \$300 to \$349  | 1 082         | 34           | 151          | 161          | 226          | 210          | 144        | 108        | 48                | 4.36        | 4 948         |
| \$350 to \$399  | 331           | 10           | 58           | 37           | 75           | 57           | 45         | 39         | 10                | 4.31        | 1 517         |
| \$400 to \$499  | 159           | -            | 7            | 12           | 32           | 50           | 20         | 38         | -                 | 5.07        | 719           |
| \$500 or more   | 37            | -            | -            | 30           | -            | 7            | -          | -          | -                 | 3.12        | 88            |
| No cash rent  | 119           | 39           | 6            | 17           | 22           | 35           | -          | -          | -                 | 3.35        | 354           |
| Median  | \$224         | \$187        | \$207        | \$220        | \$240        | \$241        | \$258      | \$257      | \$198             | ...         | ...           |
| <b>SELECTED CHARACTERISTICS</b>                                       |               |              |              |              |              |              |            |            |                   |             |               |
| <b>All income levels in 1979</b>                                      | <b>14 933</b> | <b>2 133</b> | <b>2 995</b> | <b>3 196</b> | <b>2 987</b> | <b>1 826</b> | <b>850</b> | <b>701</b> | <b>245</b>        | <b>3.23</b> | <b>48 612</b> |
| Median income   | \$7 819       | \$4 633      | \$8 743      | \$7 098      | \$8 908      | \$8 808      | \$9 212    | \$10 197   | \$9 775           | ...         | ...           |
| Median gross rent as percentage of household income                   | 29.4          | 35.2         | 25.0         | 31.3         | 29.0         | 31.0         | 32.2       | 26.2       | 19.7              | ...         | ...           |
| <b>Income in 1979 below poverty level</b>                             | <b>6 774</b>  | <b>877</b>   | <b>1 152</b> | <b>1 465</b> | <b>1 373</b> | <b>917</b>   | <b>479</b> | <b>341</b> | <b>170</b>        | <b>3.43</b> | <b>...</b>    |
| Median income   | \$3 589       | \$2500-      | \$3 274      | \$3 418      | \$3 517      | \$4 875      | \$6 082    | \$6 168    | \$8 238           | ...         | ...           |
| Median gross rent as percentage of household income                   | 50+           | 50+          | 50+          | 50+          | 50+          | 50+          | 50.0       | 46.9       | 30.2              | ...         | ...           |

Table E—67. Household Composition and Age of Householder for Owner- and Renter-Occupied Housing Units With a Spanish Origin Householder: 1980

(Data are estimates based on a sample, see Introduction. For meaning of symbols, see Introduction. For definitions of terms, see appendices A and B)

| Newark city   | Married-couple families |       |                |       |                |      |                |       |                   |      | Male householder, no wife present |       |                |       |                | Female householder, no husband present |                |  |                   |  | Median age |
|---|-------------------------|-------|----------------|-------|----------------|------|----------------|-------|-------------------|------|-----------------------------------|-------|----------------|-------|----------------|--|----------------|--|-------------------|--|------------|
|   | 15 to 24 years          |       | 25 to 34 years |       | 35 to 44 years |      | 45 to 64 years |       | 65 years and over |      | 15 to 24 years                    |       | 25 to 34 years |       | 35 to 44 years |  | 45 to 64 years |  | 65 years and over |  |            |
|   | Total                   | 101   | 693            | 1 011 | 112            | 9    | 34             | 28    | 76                | 9    | 17                                | 41    | 106            | 98    | 67             | 45.6                                   |                |  |                   |  |            |
| <b>Owner-occupied housing units</b> -----   | 2 653                   | 38    | 314            | 693   | 1 011          | 112  | 9              | 34    | 28                | 76   | 9                                 | 17    | 41             | 106   | 98             | 67                                     | 45.6           |  |                   |  |            |
| <b>PERSONS IN UNIT</b>  | 152                     | 15    | 7              | 5     | 48             | —    | 9              | 27    | 14                | 35   | —                                 | 6     | 11             | 5     | 16             | 55                                     | 56.7           |  |                   |  |            |
| 1 person-----   | 337                     | 7     | 49             | 169   | 19             | —    | 9              | —     | —                 | 20   | —                                 | 6     | 11             | 14    | 21             | 12                                     | 54.0           |  |                   |  |            |
| 2 persons-----  | 468                     | 16    | 134            | 186   | 27             | —    | —              | 7     | —                 | 6    | —                                 | 11    | 8              | 38    | 26             | —                                      | 50.5           |  |                   |  |            |
| 3 persons-----  | 709                     | 11    | 51             | 113   | 11             | —    | —              | —     | —                 | 9    | —                                 | —     | 15             | 22    | —              | —                                      | 44.4           |  |                   |  |            |
| 4 persons-----  | 400                     | —     | 73             | 241   | 7              | —    | —              | —     | —                 | 6    | —                                 | —     | 15             | 13    | —              | —                                      | 42.7           |  |                   |  |            |
| 5 persons-----  | 587                     | 3.07  | 4.25           | 4.85  | 2.92           | —    | 2.00           | 1.13  | 3.00              | 1.65 | —                                 | 2.73  | 3.81           | 2.25  | —              | —                                      | 43.4           |  |                   |  |            |
| 6 or more persons-----  | 4.02                    | 1.47  | 1 590          | 3 834 | 410            | —    | 16             | 61    | 136               | 258  | —                                 | 61    | 175            | 501   | —              | —                                      | —              |  |                   |  |            |
| Median-----   | 12 349                  | —     | —              | 4 676 | —              | —    | —              | —     | —                 | —    | —                                 | —     | —              | —     | —              | —                                      | 1.11           |  |                   |  |            |
| Total persons-----  | 2 533                   | 38    | 288            | 648   | 973            | 101  | 9              | 34    | 28                | 76   | 9                                 | 17    | 41             | 106   | 98             | 67                                     | 45.8           |  |                   |  |            |
| <b>PLUMBING FACILITIES BY PERSONS PER ROOM</b>  | 397                     | 9     | 47             | 171   | 115            | 12   | —              | —     | —                 | —    | —                                 | —     | —              | —     | —              | —                                      | 42.8           |  |                   |  |            |
| Complete plumbing for exclusive use-----  | 120                     | —     | 26             | 45    | 38             | —    | —              | —     | —                 | —    | —                                 | —     | —              | —     | —              | —                                      | 43.4           |  |                   |  |            |
| Locking complete plumbing for exclusive use-----  | 36                      | —     | 8              | 28    | —              | —    | —              | —     | —                 | —    | —                                 | —     | —              | —     | —              | —                                      | 40.0           |  |                   |  |            |
| 1.01 or more persons per room-----  | —                       | —     | —              | —     | —              | —    | —              | —     | —                 | —    | —                                 | —     | —              | —     | —              | —                                      | —              |  |                   |  |            |
| <b>MORTGAGE STATUS AND SELECTED MONTHLY OWNER COSTS AS PERCENTAGE OF HOUSEHOLD INCOME IN 1979</b> | 666                     | 4     | 83             | 153   | 279            | 25   | —              | 7     | 7                 | 22   | —                                 | —     | —              | 37    | 39             | 10                                     | 46.3           |  |                   |  |            |
| With a mortgage-----  | 479                     | 4     | 76             | 120   | 211            | 11   | —              | —     | —                 | —    | —                                 | —     | —              | 18    | 32             | —                                      | 45.6           |  |                   |  |            |
| Less than 15 percent-----   | 64                      | —     | —              | 23    | 28             | —    | —              | —     | —                 | —    | —                                 | —     | —              | —     | 13             | —                                      | 50.4           |  |                   |  |            |
| 15 to 19 percent-----   | 122                     | —     | —              | 49    | 69             | —    | —              | —     | —                 | —    | —                                 | —     | —              | 4     | —              | —                                      | 46.1           |  |                   |  |            |
| 20 to 24 percent-----   | 69                      | 4     | 24             | 11    | 23             | —    | —              | —     | —                 | —    | —                                 | —     | —              | —     | —              | —                                      | 38.0           |  |                   |  |            |
| 25 to 29 percent-----   | 58                      | —     | 5              | 13    | 40             | —    | —              | —     | —                 | —    | —                                 | —     | —              | —     | —              | —                                      | 48.2           |  |                   |  |            |
| 30 to 34 percent-----   | 48                      | —     | —              | 13    | 20             | 7    | —              | —     | —                 | —    | —                                 | —     | —              | —     | —              | —                                      | 52.5           |  |                   |  |            |
| 35 percent or more-----   | 118                     | —     | 47             | 31    | —              | —    | —              | —     | —                 | —    | —                                 | —     | —              | 14    | 11             | —                                      | 38.8           |  |                   |  |            |
| Not computed-----   | —                       | —     | —              | —     | —              | —    | —              | —     | —                 | —    | —                                 | —     | —              | —     | —              | —                                      | —              |  |                   |  |            |
| Median-----   | 23.9                    | 22.5  | 36.2           | 18.8  | 21.8           | 33.9 | —              | 22.5  | —                 | —    | —                                 | —     | —              | 38.1  | 31.9           | —                                      | 48.5           |  |                   |  |            |
| <b>Not mortgaged</b> -----  | 187                     | —     | 7              | 33    | 68             | 14   | —              | 7     | —                 | 22   | —                                 | —     | —              | 19    | 7              | 10                                     | 47.2           |  |                   |  |            |
| Less than 10 percent-----   | 72                      | —     | 7              | 18    | 38             | —    | —              | —     | —                 | 9    | —                                 | —     | —              | —     | —              | —                                      | 37.5           |  |                   |  |            |
| 10 to 14 percent-----   | 19                      | —     | —              | 7     | —              | —    | —              | —     | —                 | —    | —                                 | —     | —              | 5     | —              | —                                      | 51.4           |  |                   |  |            |
| 15 to 19 percent-----   | 20                      | —     | —              | 8     | 7              | 5    | —              | —     | —                 | —    | —                                 | —     | —              | —     | —              | —                                      | 63.2           |  |                   |  |            |
| 20 to 24 percent-----   | 26                      | —     | —              | 17    | 9              | —    | —              | —     | —                 | —    | —                                 | —     | —              | —     | —              | —                                      | 47.5           |  |                   |  |            |
| 25 to 29 percent-----   | 6                       | —     | —              | 6     | —              | —    | —              | —     | —                 | 7    | —                                 | —     | —              | —     | —              | —                                      | 46.1           |  |                   |  |            |
| 30 to 34 percent-----   | 7                       | —     | —              | —     | —              | —    | —              | —     | —                 | —    | —                                 | —     | —              | —     | —              | —                                      | 57.5           |  |                   |  |            |
| 35 percent or more-----   | 31                      | —     | —              | —     | —              | —    | —              | —     | —                 | —    | —                                 | —     | —              | 14    | 7              | 10                                     | 57.5           |  |                   |  |            |
| Not computed-----   | 6                       | —     | —              | —     | —              | —    | —              | —     | —                 | 6    | —                                 | —     | —              | 50+   | —              | —                                      | —              |  |                   |  |            |
| Median-----   | 14.9                    | —     | 12.5           | 10--  | 10--           | 21.1 | —              | 10--  | —                 | 10-- | —                                 | —     | —              | 45.0  | 50+            | —                                      | —              |  |                   |  |            |
| Total persons-----  | 14 933                  | 715   | 2 091          | 1 482 | 1 940          | 386  | 282            | 431   | 404               | 424  | 178                               | 1 283 | 2 237          | 1 493 | 1 237          | 350                                    | 36.1           |  |                   |  |            |
| <b>Renter-occupied housing units</b> -----  | 2 133                   | —     | —              | —     | —              | —    | 168            | 217   | 196               | 253  | 151                               | 128   | 162            | 149   | 433            | 276                                    | 46.8           |  |                   |  |            |
| <b>PERSONS IN UNIT</b>  | 2 995                   | 221   | 354            | 142   | 526            | 219  | 45             | 404   | 95                | 117  | 23                                | 311   | 304            | 183   | 331            | 51                                     | 39.3           |  |                   |  |            |
| 1 person-----   | 3 196                   | 274   | 604            | 184   | 419            | 89   | 28             | 52    | 40                | 7    | —                                 | 463   | 567            | 278   | 191            | —                                      | 31.1           |  |                   |  |            |
| 2 persons-----  | 2 987                   | 145   | 552            | 445   | 419            | 30   | 16             | 32    | 24                | 22   | 4                                 | 233   | 663            | 239   | 140            | 23                                     | 33.8           |  |                   |  |            |
| 3 persons-----  | 1 826                   | 36    | 317            | 346   | 312            | 32   | 19             | 14    | 17                | 8    | —                                 | 105   | 372            | 198   | 50             | —                                      | 35.8           |  |                   |  |            |
| 4 persons-----  | 1 796                   | 39    | 264            | 365   | 264            | 16   | 6              | 43    | 32                | 17   | —                                 | 43    | 169            | 446   | 92             | —                                      | 38.7           |  |                   |  |            |
| 5 persons-----  | 3.23                    | 3.00  | 3.66           | 4.43  | 3.56           | 2.38 | 1.34           | 1.49  | 1.56              | 1.34 | 1.09                              | 2.94  | 3.63           | 4.07  | 2.06           | 1.13                                   | —              |  |                   |  |            |
| 6 or more persons-----  | 48 612                  | 2 258 | 7 907          | 6 419 | 7 127          | 977  | 444            | 1 059 | 859               | 731  | 231                               | 3 615 | 7 439          | 6 100 | 3 066          | 410                                    | —              |  |                   |  |            |
| Median-----   | 14 071                  | 653   | 1 978          | 1 418 | 1 827          | 330  | 241            | 409   | 389               | 386  | 145                               | 1 213 | 2 166          | 1 391 | 1 175          | 350                                    | 36.1           |  |                   |  |            |
| <b>PLUMBING FACILITIES BY PERSONS PER ROOM</b>  | 2 899                   | 109   | 518            | 504   | 637            | 16   | 6              | 63    | 63                | 16   | 13                                | 255   | 426            | 469   | 101            | —                                      | 35.7           |  |                   |  |            |
| Complete plumbing for exclusive use-----  | 862                     | 62    | 113            | 64    | 113            | 56   | 41             | 22    | 15                | 38   | 33                                | 70    | 71             | 102   | 62             | —                                      | 37.0           |  |                   |  |            |
| Locking complete plumbing for exclusive use-----  | 228                     | 29    | 57             | 35    | 12             | 24   | —              | —     | —                 | —    | —                                 | 23    | 12             | 31    | 5              | —                                      | 33.4           |  |                   |  |            |
| 1.01 or more persons per room-----  | —                       | —     | —              | —     | —              | —    | —              | —     | —                 | —    | —                                 | —     | —              | —     | —              | —                                      | —              |  |                   |  |            |
| <b>GROSS RENT AS PERCENTAGE OF HOUSEHOLD INCOME IN 1979</b>                                       | 14 893                  | 715   | 2 091          | 1 466 | 1 932          | 386  | 282            | 431   | 404               | 424  | 178                               | 1 283 | 2 237          | 1 486 | 1 237          | 350                                    | 36.1           |  |                   |  |            |
| Specified renter-occupied housing units-----  | 2 752                   | 157   | 441            | 501   | 791            | 20   | 33             | 77    | 86                | 103  | 20                                | 69    | 93             | 83    | 138            | 44                                     | 42.9           |  |                   |  |            |
| Less than 15 percent-----   | 1 991                   | 136   | 357            | 249   | 316            | 52   | 61             | 126   | 35                | 35   | —                                 | 85    | 95             | 104   | 120            | 15                                     | 35.4           |  |                   |  |            |
| 15 to 19 percent-----   | 433                     | 56    | 352            | 157   | 216            | 28   | 21             | 21    | 20                | 93   | 10                                | 78    | 148            | 117   | 75             | —                                      | 36.3           |  |                   |  |            |
| 20 to 24 percent-----   | 954                     | 49    | 954            | 97    | 170            | 15   | 31             | 114   | 12                | 32   | 43                                | 41    | 114            | 66    | 57             | 10                                     | 35.9           |  |                   |  |            |
| 25 to 29 percent-----   | 842                     | 56    | 134            | 99    | 68             | 38   | 47             | 13    | 96                | 18   | 7                                 | 41    | 137            | 70    | 70             | 25                                     | 35.0           |  |                   |  |            |
| 30 to 34 percent-----   | 1 565                   | 101   | 144            | 101   | 101            | 53   | 5              | 25    | 25                | 71   | 21                                | 207   | 249            | 234   | 175            | 8                                      | 36.1           |  |                   |  |            |
| 35 to 49 percent-----   | 4 481                   | 137   | 328            | 124   | 167            | 84   | 75             | 97    | 96                | 60   | 65                                | 659   | 1 188          | 712   | 516            | 173                                    | 35.5           |  |                   |  |            |
| 50 percent or more-----   | 875                     | 20    | 54             | 93    | 103            | —    | 9              | 29    | 39                | 12   | 12                                | 103   | 204            | 86    | 37             | 35.7                                   |                |  |                   |  |            |
| Not computed-----   | 29.4                    | 24.6  | 21.3           | 18.7  | 17.0           | 24.5 | 28.5           | 23.3  | 18.8              | 23.7 | 41.4                              | 50+   | 50+            | 50+   | 43.5           | —                                      | —              |  |                   |  |            |



Table E—68. Age and Sex of Householder in One-Person Households for Owner- and Renter-Occupied Housing Units With a Spanish Origin Householder: 1980

(Data are estimates based on a sample, see Introduction. For meaning of symbols, see Introduction. For definitions of terms, see appendixes A and B.)

| Newark city   | Male householder |                |                |                |                |                   | Female householder |                |                |                |                |                   |          |
|---|------------------|----------------|----------------|----------------|----------------|-------------------|--------------------|----------------|----------------|----------------|----------------|-------------------|----------|
|   | Total            | 15 to 24 years | 25 to 34 years | 35 to 44 years | 45 to 64 years | 65 years and over | Total              | 15 to 24 years | 25 to 34 years | 35 to 44 years | 45 to 64 years | 65 years and over |          |
| <b>Owner-occupied housing units</b> .....   | 152              | 76             | —              | 27             | 14             | 35                | —                  | 76             | —              | —              | 5              | 16                | 55       |
| <b>PLUMBING FACILITIES</b>  |                  |                |                |                |                |                   |                    |                |                |                |                |                   |          |
| Complete plumbing for exclusive use .....   | 152              | 76             | —              | 27             | 14             | 35                | —                  | 76             | —              | —              | 5              | 16                | 55       |
| Locking complete plumbing for exclusive use .....                                   | —                | —              | —              | —              | —              | —                 | —                  | —              | —              | —              | —              | —                 | —        |
| <b>UNITS IN STRUCTURE</b>   |                  |                |                |                |                |                   |                    |                |                |                |                |                   |          |
| 1, detached or attached .....   | 24               | 6              | —              | —              | 6              | —                 | —                  | 18             | —              | —              | —              | 8                 | 10       |
| 2 or more .....   | 128              | 70             | —              | 27             | 8              | 35                | —                  | 58             | —              | —              | 5              | 8                 | 45       |
| Mobile home or trailer, etc. ....   | —                | —              | —              | —              | —              | —                 | —                  | —              | —              | —              | —              | —                 | —        |
| <b>HOUSEHOLD INCOME IN 1979</b>   |                  |                |                |                |                |                   |                    |                |                |                |                |                   |          |
| Less than \$5,000 .....   | 52               | 25             | —              | —              | —              | 25                | —                  | 27             | —              | —              | —              | —                 | 27       |
| \$5,000 to \$9,999 .....  | 30               | 6              | —              | —              | 6              | —                 | —                  | 24             | —              | —              | 5              | 8                 | 11       |
| \$10,000 to \$12,499 .....  | 22               | 5              | —              | 5              | —              | —                 | —                  | 17             | —              | —              | —              | 8                 | 9        |
| \$12,500 to \$14,999 .....  | 35               | 35             | —              | 17             | 8              | 10                | —                  | —              | —              | —              | —              | —                 | —        |
| \$15,000 to \$19,999 .....  | 5                | 5              | —              | 5              | —              | —                 | —                  | —              | —              | —              | —              | —                 | —        |
| \$20,000 to \$24,999 .....  | —                | —              | —              | —              | —              | —                 | —                  | —              | —              | —              | —              | —                 | —        |
| \$25,000 to \$34,999 .....  | —                | —              | —              | —              | —              | —                 | —                  | —              | —              | —              | —              | —                 | —        |
| \$35,000 to \$49,999 .....  | —                | —              | —              | —              | —              | —                 | —                  | —              | —              | —              | —              | —                 | —        |
| \$50,000 or more .....  | 8                | —              | —              | —              | —              | —                 | —                  | 8              | —              | —              | —              | —                 | 8        |
| Median .....  | \$8 846          | \$12 643       | —              | \$13 750       | \$12 813       | \$2500—           | —                  | \$7 500        | —              | —              | \$8 750        | \$10 000          | \$5 114  |
| Mean .....  | \$11 099         | \$9 516        | —              | \$13 599       | \$10 291       | \$6 058           | —                  | \$12 681       | —              | —              | \$8 845        | \$10 225          | \$13 744 |
| <b>MORTGAGE STATUS AND SELECTED MONTHLY OWNER COSTS</b>                             |                  |                |                |                |                |                   |                    |                |                |                |                |                   |          |
| <b>Specified owner-occupied housing units</b> .....                                 | 18               | —              | —              | —              | —              | —                 | —                  | 18             | —              | —              | —              | 8                 | 10       |
| With a mortgage .....   | 8                | —              | —              | —              | —              | —                 | —                  | 8              | —              | —              | —              | 8                 | —        |
| Less than \$200 .....   | —                | —              | —              | —              | —              | —                 | —                  | —              | —              | —              | —              | —                 | —        |
| \$200 to \$249 .....  | —                | —              | —              | —              | —              | —                 | —                  | —              | —              | —              | —              | —                 | —        |
| \$250 to \$299 .....  | 8                | —              | —              | —              | —              | —                 | —                  | 8              | —              | —              | —              | 8                 | —        |
| \$300 to \$349 .....  | —                | —              | —              | —              | —              | —                 | —                  | —              | —              | —              | —              | —                 | —        |
| \$350 to \$399 .....  | —                | —              | —              | —              | —              | —                 | —                  | —              | —              | —              | —              | —                 | —        |
| \$400 to \$499 .....  | —                | —              | —              | —              | —              | —                 | —                  | —              | —              | —              | —              | —                 | —        |
| \$500 to \$599 .....  | —                | —              | —              | —              | —              | —                 | —                  | —              | —              | —              | —              | —                 | —        |
| \$600 to \$749 .....  | —                | —              | —              | —              | —              | —                 | —                  | —              | —              | —              | —              | —                 | —        |
| \$750 or more .....   | —                | —              | —              | —              | —              | —                 | —                  | —              | —              | —              | —              | —                 | —        |
| Median .....  | \$275            | —              | —              | —              | —              | —                 | —                  | \$275          | —              | —              | —              | \$275             | —        |
| Not mortgaged .....   | 10               | —              | —              | —              | —              | —                 | —                  | 10             | —              | —              | —              | —                 | 10       |
| Less than \$50 .....  | —                | —              | —              | —              | —              | —                 | —                  | —              | —              | —              | —              | —                 | —        |
| \$50 to \$74 .....  | —                | —              | —              | —              | —              | —                 | —                  | —              | —              | —              | —              | —                 | —        |
| \$75 to \$99 .....  | —                | —              | —              | —              | —              | —                 | —                  | —              | —              | —              | —              | —                 | —        |
| \$100 to \$124 .....  | —                | —              | —              | —              | —              | —                 | —                  | —              | —              | —              | —              | —                 | —        |
| \$125 to \$149 .....  | —                | —              | —              | —              | —              | —                 | —                  | —              | —              | —              | —              | —                 | —        |
| \$150 to \$199 .....  | 10               | —              | —              | —              | —              | —                 | —                  | 10             | —              | —              | —              | —                 | 10       |
| \$200 to \$249 .....  | —                | —              | —              | —              | —              | —                 | —                  | —              | —              | —              | —              | —                 | —        |
| \$250 or more .....   | —                | —              | —              | —              | —              | —                 | —                  | —              | —              | —              | —              | —                 | —        |
| Median .....  | \$175            | —              | —              | —              | —              | —                 | —                  | \$175          | —              | —              | —              | —                 | \$175    |
| <b>SELECTED CHARACTERISTICS</b>   |                  |                |                |                |                |                   |                    |                |                |                |                |                   |          |
| Median selected monthly owner costs as percentage of household income in 1979 ..... | 50+              | —              | —              | —              | —              | —                 | —                  | 50+            | —              | —              | —              | 32.5              | 50+      |
| With a mortgage .....   | 32.5             | —              | —              | —              | —              | —                 | —                  | 32.5           | —              | —              | —              | 32.5              | —        |
| Not mortgaged .....   | 50+              | —              | —              | —              | —              | —                 | —                  | 50+            | —              | —              | —              | —                 | 50+      |
| Income in 1979 below poverty level .....  | 35               | 18             | —              | —              | 18             | —                 | —                  | 17             | —              | —              | —              | —                 | 17       |
| Percent below poverty level .....   | 23.0             | 23.7           | —              | —              | —              | 51.4              | —                  | 22.4           | —              | —              | —              | —                 | 30.9     |
| <b>Renter-occupied housing units</b> .....  | 2 133            | 985            | 168            | 217            | 196            | 253               | 151                | 1 148          | 128            | 162            | 149            | 433               | 276      |
| <b>PLUMBING FACILITIES</b>  |                  |                |                |                |                |                   |                    |                |                |                |                |                   |          |
| Complete plumbing for exclusive use .....   | 1 939            | 836            | 127            | 195            | 181            | 215               | 118                | 1 103          | 118            | 162            | 149            | 398               | 276      |
| Locking complete plumbing for exclusive use .....                                   | 194              | 149            | 41             | 22             | 15             | 38                | 33                 | 45             | 10             | —              | —              | 35                | —        |
| <b>UNITS IN STRUCTURE</b>   |                  |                |                |                |                |                   |                    |                |                |                |                |                   |          |
| 1, detached or attached .....   | 22               | 22             | —              | —              | —              | 14                | 8                  | —              | —              | —              | —              | —                 | —        |
| 2 .....   | 224              | 85             | 6              | 13             | 22             | 36                | 8                  | 139            | 18             | 27             | 30             | 31                | 33       |
| 3 and 4 .....   | 559              | 283            | 52             | 78             | 79             | 45                | 29                 | 276            | 29             | 32             | 41             | 106               | 68       |
| 5 to 9 .....  | 440              | 196            | 49             | 22             | 43             | 82                | —                  | 244            | —              | 12             | 36             | 106               | 90       |
| 10 to 49 .....  | 584              | 293            | 61             | 91             | 36             | 49                | 56                 | 291            | 64             | 35             | 33             | 120               | 39       |
| 50 or more .....  | 304              | 106            | —              | 13             | 16             | 27                | 50                 | 198            | 17             | 56             | 9              | 70                | 46       |
| Mobile home or trailer, etc. ....   | —                | —              | —              | —              | —              | —                 | —                  | —              | —              | —              | —              | —                 | —        |
| <b>HOUSEHOLD INCOME IN 1979</b>   |                  |                |                |                |                |                   |                    |                |                |                |                |                   |          |
| Less than \$5,000 .....   | 1 161            | 470            | 111            | 78             | 53             | 120               | 108                | 691            | 12             | 50             | 91             | 304               | 234      |
| \$5,000 to \$9,999 .....  | 577              | 261            | 26             | 43             | 64             | 85                | 43                 | 316            | 107            | 59             | 58             | 60                | 32       |
| \$10,000 to \$12,499 .....  | 163              | 100            | 18             | 51             | 23             | 8                 | —                  | 63             | 9              | 10             | —              | 34                | 10       |
| \$12,500 to \$14,999 .....  | 65               | 40             | 6              | 7              | 10             | 17                | —                  | 25             | —              | 16             | —              | 9                 | —        |
| \$15,000 to \$19,999 .....  | 114              | 70             | 7              | 28             | 28             | 7                 | —                  | 44             | —              | 27             | —              | 17                | —        |
| \$20,000 to \$24,999 .....  | 35               | 26             | —              | 10             | —              | 16                | —                  | 9              | —              | —              | —              | 9                 | —        |
| \$25,000 to \$34,999 .....  | 8                | —              | —              | —              | 8              | —                 | —                  | —              | —              | —              | —              | —                 | —        |
| \$35,000 to \$49,999 .....  | 10               | 10             | —              | —              | 10             | —                 | —                  | —              | —              | —              | —              | —                 | —        |
| \$50,000 or more .....  | —                | —              | —              | —              | —              | —                 | —                  | —              | —              | —              | —              | —                 | —        |
| Median .....  | \$4 633          | \$5 485        | \$3 500        | \$8 580        | \$8 989        | \$5 339           | \$4 154            | \$4 256        | \$6 884        | \$8 704        | \$4 207        | \$3 264           | \$3 689  |
| Mean .....  | \$6 097          | \$7 248        | \$5 082        | \$8 252        | \$10 641       | \$6 979           | \$4 265            | \$5 109        | \$6 431        | \$9 066        | \$4 331        | \$4 478           | \$3 584  |
| <b>GROSS RENT</b>   |                  |                |                |                |                |                   |                    |                |                |                |                |                   |          |
| <b>Specified renter-occupied housing units</b> .....                                | 2 133            | 985            | 168            | 217            | 196            | 253               | 151                | 1 148          | 128            | 162            | 149            | 433               | 276      |
| Less than \$100 .....   | 344              | 105            | 34             | 9              | 5              | 35                | 22                 | 239            | —              | 19             | 12             | 145               | 63       |
| \$100 to \$149 .....  | 338              | 238            | 61             | 28             | 43             | 58                | 48                 | 100            | —              | —              | 16             | 65                | 19       |
| \$150 to \$199 .....  | 536              | 218            | 42             | 61             | 19             | 69                | 27                 | 318            | 73             | 47             | 57             | 91                | 50       |
| \$200 to \$249 .....  | 633              | 290            | 24             | 85             | 76             | 69                | 36                 | 343            | 33             | 76             | 51             | 66                | 117      |
| \$250 to \$299 .....  | 199              | 97             | —              | 34             | 42             | 15                | 6                  | 102            | 22             | 20             | 13             | 47                | —        |
| \$300 to \$349 .....  | 34               | 18             | 7              | —              | 11             | —                 | —                  | 16             | —              | —              | —              | 9                 | 7        |
| \$350 to \$399 .....  | 10               | —              | —              | —              | —              | —                 | —                  | 10             | —              | —              | —              | 10                | —        |
| \$400 to \$499 .....  | —                | —              | —              | —              | —              | —                 | —                  | —              | —              | —              | —              | —                 | —        |
| \$500 or more .....   | —                | —              | —              | —              | —              | —                 | —                  | —              | —              | —              | —              | —                 | —        |
| No cash rent .....  | 39               | 19             | —              | —              | —              | 7                 | 12                 | 20             | —              | —              | —              | —                 | 20       |
| Median .....  | \$187            | \$186          | \$132          | \$206          | \$218          | \$163             | \$140              | \$187          | \$197          | \$206          | \$190          | \$153             | \$189    |
| <b>SELECTED CHARACTERISTICS</b>   |                  |                |                |                |                |                   |                    |                |                |                |                |                   |          |
| Median gross rent as percentage of household income in 1979 .....                   | 35.2             | 28.9           | 32.2           | 27.1           | 19.0           | 26.9              | 47.9               | 39.0           | 36.2           | 28.5           | 46.9           | 43.1              | 50+      |
| Income in 1979 below poverty level .....  | 877              | 321            | 72             | 65             | 53             | 89                | 42                 | 556            | 12             | 28             | 60             | 271               | 185      |
| Percent below poverty level .....   | 41.1             | 32.6           | 42.9           | 30.0           | 27.0           | 35.2              | 27.8               | 48.4           | 9.4            | 17.3           | 40.3           | 62.6              | 67.0     |

## Appendix A.—Area Classifications

|  |     |
|--|-----|
| REGIONS .....                                    | A-1 |
| STATES .....                                     | A-1 |
| PLACES .....                                     | A-1 |
| Incorporated Places .....                        | A-1 |
| Census Designated Places .....                   | A-1 |
| STANDARD METROPOLITAN<br>STATISTICAL AREAS ..... | A-1 |
| Definition .....                                 | A-1 |
| SMSA Titles .....                                | A-1 |
| New SMSA Standards .....                         | A-2 |
| BOUNDARY CHANGES .....                           | A-2 |
| AREA MEASUREMENT .....                           | A-2 |

### REGIONS

Regions are large groups of States that form the first-order subdivisions of the United States for census purposes. The four regions are the Northeast, North Central, South, and West.

### STATES

The 50 States and the District of Columbia are the constituent units of the United States.

### PLACES

Two types of places are recognized in the census reports—incorporated places and census designated places—as defined below. Places with a 1980 population below 50,000 are not shown in this report unless they are central cities of standard metropolitan statistical areas.

#### Incorporated Places

Incorporated places recognized in the reports of the census are those which are incorporated under the laws of their respective States as cities, boroughs, towns, and villages, with the following exceptions: boroughs in Alaska and New York, and towns in the six

New England States, New York, and Wisconsin.

#### Census Designated Places

As in the 1950, 1960, and 1970 censuses, the Census Bureau has delineated boundaries for closely settled population centers without corporate limits. In 1980, the name of each such place is followed by "(CDP)," meaning "census designated place." In the 1970 and earlier censuses, these places were identified by "(U)," meaning "unincorporated place."

Census designated place boundaries change with changes in the settlement pattern; a place which has the same name as in previous censuses does not necessarily have the same boundaries. Boundary outlines for CDP's appear on the county subdivision maps in the HC80-1-A, *General Housing Characteristics*, reports for States. Detailed maps are available for purchase from the Census Bureau.

Eleven states, (Connecticut, Maine, Massachusetts, Michigan, New Hampshire, New York, New Jersey, Pennsylvania, Rhode Island, Vermont, and Wisconsin), contain towns or townships which are coextensive with census designated places (CDP's). Data for these areas are not shown in the tables.

#### STANDARD METROPOLITAN STATISTICAL AREAS

##### Definition

The general concept of a metropolitan area is one of a large population nucleus, together with adjacent communities which have a high degree of economic and social integration with that nucleus. The standard metropolitan statistical area (SMSA) classification is a statistical standard, developed for use by Federal agencies in the production, analysis, and publication of data on metropolitan areas. The SMSA's are designated and defined

by the Office of Management and Budget, following a set of official published standards developed by the interagency Federal Committee on Standard Metropolitan Statistical Areas.

Each SMSA has one or more central counties containing the area's main population concentration: an urbanized area with at least 50,000 inhabitants. An SMSA may also include outlying counties which have close economic and social relationships with the central counties. The outlying counties must have a specified level of commuting to the central counties and must also meet certain standards regarding metropolitan character, such as population density, urban population, and population growth. In New England, SMSA's are composed of cities and towns rather than whole counties.

The housing units in SMSA's may also be referred to as the metropolitan housing and are subdivided into "inside central city (or cities)" and "outside central city (or cities)." The housing units outside SMSA's constitute the non-metropolitan housing.

In the United States Summary report and the State reports, the data shown for "Central Cities of SMSA's" are the sum of all central cities excluding any rural area and any legal area that is outside of a standard metropolitan statistical area. In the individual SMSA reports, the data shown for central cities and places of 50,000 or more inhabitants are for the legal definition of the city without regard to urban or SMSA restrictions.

#### SMSA Titles

Each SMSA except one (Nassau-Suffolk, N.Y.) has at least one central city. The titles of SMSA's include up to three city names, as well as the name of each State into which the SMSA extends. For the 1980 census, central cities of SMSA's are those named in the titles of the SMSA's,



with the exception of Nassau-Suffolk, N.Y., which has no central city, and Northeast Pennsylvania, the central cities of which are Scranton, Wilkes-Barre, and Hazleton. Data on central cities of SMSA's include the entire population and housing within the legal city boundaries. In Hawaii where there are no incorporated places recognized by the Bureau of the Census, census designated places are recognized as central cities.

### **New SMSA Standards**

New standards for designating and defining metropolitan statistical areas were published in the *Federal Register* on January 3, 1980. The SMSA's recognized for the 1980 census comprise (1) all areas as defined on January 1, 1980, except for one area which was defined provisionally during the 1970's on the

basis of population estimates but whose qualification was not confirmed by 1980 census counts; and (2) a group of 36 new areas defined on the basis of 1980 census counts and the new standards that were published on January 3, 1980.

When the data on commuting flows become available from 1980 census tabulations, the new standards will be applied to the areas existing on January 1, 1980, and the boundaries, definitions, and titles for all SMSA's will be reviewed.

To aid users who want to become familiar with the SMSA standards and how they are applied, documents are available from the Office of Management and Budget, Washington, D.C. 20503.

### **BOUNDARY CHANGES**

The boundaries of some of the areas shown in this series of reports have

changed between an earlier census and January 1, 1980. Information on boundary changes for incorporated places is presented in table 4 of the 1980 Census of Population report, *Characteristics of the Population, Number of Inhabitants, PC80-1-A*. For information on boundary changes prior to 1970, see the *Number of Inhabitants* report for each census.

### **AREA MEASUREMENT**

Area measurement figures for standard metropolitan statistical areas, central cities, and places of 50,000 inhabitants or more can be found in the 1980 Census of Population report, PC80-1-A1, United States Summary.

## Appendix B.—Definitions and Explanations of Subject Characteristics

|  |     |  |     |
|--|-----|--|-----|
| GENERAL  | B-1 | Persons  | B-6 |
| LIVING QUARTERS  | B-1 | Rooms  | B-6 |
| Housing Units  | B-1 | Persons Per Room   | B-6 |
| Comparability With 1970 Census Housing Unit Data   | B-2 | Bedrooms   | B-6 |
| Group Quarters   | B-2 | STRUCTURAL CHARACTERISTICS   | B-6 |
| Comparability With 1970 Census Group Quarters Data   | B-2 | Year Structure Built   | B-6 |
| Rules for Hotels, Rooming Houses, Etc.   | B-2 | Units in Structure   | B-6 |
| Staff Living Quarters  | B-2 | Stories in Structure   | B-6 |
| Year-Round Housing Units   | B-2 | Passenger Elevator   | B-6 |
| OCCUPANCY AND VACANCY CHARACTERISTICS  | B-2 | PLUMBING CHARACTERISTICS   | B-6 |
| Occupied Housing Units   | B-2 | Plumbing Facilities  | B-6 |
| Householder  | B-2 | Comparability With 1970 Census Plumbing Facilities Data                                      | B-6 |
| Child  | B-2 | EQUIPMENT AND FUELS  | B-6 |
| Nonrelative  | B-3 | Heating Equipment  | B-6 |
| Age of Householder   | B-3 | Comparability With 1970 Census Heating Equipment Data  | B-6 |
| Household Type   | B-3 | Air Conditioning   | B-7 |
| Year Householder Moved Into Unit   | B-3 | Vehicles Available   | B-7 |
| Vacant Housing Units   | B-3 | Comparability With 1970 Census Automobiles Available Data                                    | B-7 |
| Vacancy Status   | B-3 | Fuels Used for House Heating and Water Heating   | B-7 |
| Duration of Vacancy  | B-3 | FINANCIAL CHARACTERISTICS  | B-7 |
| Tenure   | B-3 | Value  | B-7 |
| Condominium Housing Units  | B-3 | Price Asked  | B-7 |
| Comparability With 1970 Census Condominium Housing Unit Data   | B-3 | Mortgage Status and Selected Monthly Owner Costs   | B-7 |
| Race of the Householder  | B-3 | Mortgage Status and Selected Monthly Owner Costs as a Percentage of Household Income in 1979 | B-7 |
| Comparability Between Sample and 100-Percent Data for Race of the Householder                              | B-4 | Rent   | B-7 |
| Comparability With 1970 Census Data on Race of the Householder   | B-4 | Gross Rent as a Percentage of Household Income in 1979                                       | B-8 |
| Spanish/Hispanic Origin of the Householder   | B-5 | Household Income in 1979   | B-8 |
| Limitations of the Data on Householders of Spanish/Hispanic Origin   | B-5 | Median Income  | B-8 |
| Comparability Between Sample and 100-Percent Data on Householders of Spanish/Hispanic Origin               | B-5 | Comparability With 1970 Census Income Data   | B-8 |
| Comparability With 1970 Census Data on Householders of Spanish Origin and Householders of Spanish Heritage | B-5 | Poverty Status in 1979   | B-8 |
| UTILIZATION CHARACTERISTICS  | B-6 | GENERAL  |     |

The 1980 census was conducted primarily through self-enumeration. The principal

determinant for the responses was, therefore, the questionnaire and its accompanying instruction guide. Furthermore, census takers were instructed, in their telephone and personal-visit interviews, to read the questions directly from the questionnaire. The definitions and explanations given below for each subject are drawn largely from various technical and procedural materials used in the collection of the data. These materials helped the census interviewers to understand more fully the intent of each question, and thus to resolve problems or unusual cases in a manner consistent with this intent. Also included is certain explanatory information to assist the user in the proper utilization of the statistics.

Facsimiles of the questionnaire pages containing the population and housing questions used to produce the data shown in this report and the pages of the respondent instruction guide which relate to these questions are presented in Appendix E, "Facsimiles of Respondent Instructions and Questionnaire Pages."

### LIVING QUARTERS

Living quarters are classified in the census as either housing units or group quarters. Usually, living quarters are in structures intended for residential use (e.g., a one-family home, apartment house, hotel or motel, boarding house, mobile home or trailer). However, living quarters may also be in structures intended for non-residential use (e.g., the rooms in a warehouse where a night guard lives), as well as in boats, tents, vans, etc.

**Housing Units**—A housing unit is a house, an apartment, a group of rooms, or a single room occupied as a separate living quarters or, if vacant, intended for occupancy as a separate living quarters. Separate living quarters are those in which the occupants live and eat separately from



any other persons in the building and which have direct access from the outside of the building or through a common hall. The occupants may be a single family, one person living alone, two or more families living together, or any other group of related or unrelated persons who share living arrangements (except as described in the next section on Group Quarters). For vacant units, the criteria of separateness and direct access are applied to the intended occupants whenever possible. If that information cannot be obtained, the criteria are applied to the previous occupants. Both occupied and vacant housing units are included in the housing unit inventory except that boats, tents, vans, caves, and the like are included only if they are occupied as someone's usual place of residence. Vacant mobile homes are included, provided they are intended for occupancy on the site where they stand. Vacant mobile homes on dealers' sales lots, at the factory, or in storage are excluded from the housing inventory.

**Comparability With 1970 Census Housing Unit Data**—Although the 1980 census data are generally comparable with 1970 census data, certain changes were introduced for 1980. The part of the 1970 housing unit definition that required a unit to have either (1) direct access or (2) complete kitchen facilities was modified. For 1980, the complete kitchen facilities alternative was dropped, and direct access was required of all housing units. In 1970, vacant mobile homes were not counted as housing units. For 1980, they were included in the housing inventory provided they were intended for occupancy on the site where they stood.

**Group Quarters**—Group quarters are any living quarters which are not classified as housing units. There are two types of group quarters: (1) institutional group quarters, and (2) noninstitutional group quarters. Institutional group quarters are living quarters occupied by one or more persons under care or custody, such as children in an orphanage, persons in a nursing home, and prisoners in a penitentiary. Noninstitutional group quarters include living quarters such as college-owned and/or operated dormitories, fraternity and sorority houses, nurses' dormitories, and boarding houses. In addition, noninstitutional group quarters include any living

quarters (other than those classified as institutional group quarters) which are occupied by 9 or more persons unrelated to the householder (person listed in column 1 of the census questionnaire), or by 10 or more unrelated persons. Information on the housing characteristics of group quarters was not collected in the census.

**Comparability With 1970 Census Group Quarters Data**—In 1970 a unit was classified as group quarters if it was shared by the person in charge and five or more persons unrelated to him or her, or if there was no person in charge, by six or more unrelated persons. For 1980 that requirement was raised to 9 or more persons unrelated to the person listed in column 1 of the census questionnaire or 10 or more unrelated persons.

**Rules for Hotels, Rooming Houses, Etc.**—Occupied rooms or suites of rooms in hotels, motels, and similar places are classified as housing units only when occupied by permanent residents; i.e., persons who consider the hotel as their usual place of residence or who have no usual place of residence elsewhere. Vacant rooms or suites of rooms are classified as housing units only in those hotels in which 75 percent or more of the accommodations are occupied by permanent residents.

If any of the occupants in a rooming or boarding house live and eat separately from everyone else in the building and have direct access, their quarters are classified as separate housing units. The remaining quarters are combined. If the combined quarters contain eight or fewer roomers unrelated to the householder, they are classified as one housing unit. If the combined quarters contain nine or more roomers unrelated to the householder or person in charge, they are classified as group quarters.

**Staff Living Quarters**—The living quarters occupied by staff personnel within any group quarters are separate housing units if they satisfy the housing unit criteria of separateness and direct access; otherwise, they are considered as group quarters.

**Year-Round Housing Units**—Data on housing characteristics in the 1980 census reports are limited to year-round housing units; i.e., all occupied units plus vacant

units available or intended for year-round use. Vacant units intended for seasonal occupancy and vacant units held for migratory labor are excluded because of the difficulty of obtaining reliable data on their characteristics.

### OCCUPANCY AND VACANCY CHARACTERISTICS

**Occupied Housing Units**—A housing unit is classified as occupied if it is the usual place of residence of the person or group of persons living in it at the time of enumeration, or if the occupants are only temporarily absent; e.g., away on vacation. If all the persons staying in the unit at the time of the census have their usual place of residence elsewhere, the unit is classified as vacant. A household includes all the persons who occupy a housing unit as their usual place of residence. By definition, therefore, the number of occupied housing units equals the number of households in the 1980 Census of Population reports.

In this report the numbers shown for occupied housing units are estimates based on a sample. In some cases there may be small differences between figures on occupied housing units shown here and comparable figures on households in the Census of Population reports. These differences may result from processing procedures used to inflate the population and housing sample data.

**Householder**—One person in each household is designated as the "householder." In most cases, this is the person, or one of the persons, in whose name the home is owned or rented and who is listed in column 1 of the census questionnaire. If there is no such person in the household, any adult household member could be designated as the "householder."

**Child**—A child is a son, daughter, stepchild, or adopted child of the householder regardless of the child's age or marital status. The category excludes sons-in-law and daughters-in-law. In this report, those classified as "own children" are sons and daughters, including stepchildren and adopted children, of the householder who are single (never married) and under 18 years of age.

**Nonrelative**—A nonrelative is any person in the household not related to the householder by birth, marriage, or adoption. Roomers, boarders, partners, roommates, paid employees, wards, and foster children are classified as nonrelatives. This report shows the number of households with one or more nonrelatives present in the unit.

**Age of Householder**—The age classification is based on the age of the person in completed years as of April 1, 1980. The data on age represent the difference, as calculated in the computer, between date of birth and April 1, 1980.

**Household Type**—Statistics by age of householder are presented separately for the following household types:

*Married-couple families.* For each household of this type, the householder and his or her spouse are enumerated as members of the same household. This category includes couples in formal marriages as well as in common-law marriages.

*Male householder, no wife present.* This type includes any household maintained by a male, regardless of his marital status, provided no wife is present in the household. Included are male householders who have no wife; male householders whose wives live elsewhere because of separation (marital discord) or other reason; and male householders who are widowed, divorced, or single.

*Female householder, no husband present.* This type includes any household maintained by a female, regardless of her marital status, provided no husband is present in the household. Included are female householders who have no husband and female householders whose husbands live elsewhere, as, for example, husbands in the Armed Forces living on a military base and female householders who are widowed, divorced, or single.

This report presents data on selected characteristics for one-person households, separately for male and female householders.

**Year Householder Moved Into Unit**—Data presented for this item are based on the in-

formation reported for the householder and refer to the year of the latest move. If the householder moved back into a unit the person previously occupied, the year of the latest move was reported. If the householder moved from one apartment to another in the same building, the year the householder moved into the present apartment was reported. The intent is to establish the year the present occupancy by the householder began. The year in which a householder moved is not necessarily the same year as the year other members of the household moved, although in the majority of cases the entire household moved at the same time (see question H19 in appendix E).

**Vacant Housing Units**—A housing unit is vacant if no one is living in it at the time of enumeration, unless its occupants are only temporarily absent. Units temporarily occupied at the time of enumeration entirely by persons who have a usual residence elsewhere are also classified as vacant.

New units not yet occupied are classified as vacant housing units if construction has reached a point where all exterior windows and doors are installed and final usable floors are in place. Vacant units are excluded if they are open to the elements; i.e., the roof, walls, windows, and/or doors no longer protect the interior from the elements, or if there is positive evidence (such as a sign on the house or in the block) that the unit is to be demolished or is condemned. Also excluded are quarters being used entirely for nonresidential purposes, such as a store or an office, or quarters used for the storage of business supplies or inventory, machinery, or agricultural products.

**Vacancy Status**—The data on vacancy status were tabulated from responses to questionnaire item C (see item C in appendix E). The data presented in this report are for year-round housing units "Vacant for sale only" and "Vacant for rent."

*For sale only.* Vacant year-round units being offered "For sale only," including individual units in cooperatives and condominium projects if the individual units are offered "For sale only."

*For rent.* Vacant year-round units offered "For rent," and vacant units offered either for rent or for sale.

**Duration of Vacancy**—The statistics on duration of vacancy refer to the length of time (in months) from the date the last occupants moved from the unit to the date of enumeration (see item D in appendix E). The data, therefore, do not provide a direct measure of the total length of time units remain vacant. For newly constructed units which have never been occupied, the duration of vacancy is counted from the date construction was completed. For recently converted or merged units, the time is reported from the date conversion or merger was completed.

**Tenure**—A housing unit is "Owner occupied" if the owner or co-owner lives in the unit, even if it is mortgaged or not fully paid for. All other occupied units are classified as "Renter occupied," including units rented for cash rent and those occupied without payment of cash rent (see question H8 in appendix E).

**Condominium Housing Units**—A condominium involves ownership that enables a person to own an apartment or house in a development of similar units and to hold a common or joint ownership in common areas, hallways, entrances, elevators, etc. The owner has a deed to the individual unit, and, very likely, a mortgage on the unit. A condominium housing unit need not be occupied by the owner to be counted as such (see question H9 in appendix E).

**Comparability With 1970 Census Condominium Housing Unit Data**—In 1970, owner-occupied cooperatives and condominium housing units were identified together. The 1980 census identifies only condominium housing units. The 1980 question provides data on vacant and renter-occupied condominium housing units, not just owner-occupied condominium housing units as in 1970.

**Race of the Householder**—The data on race of the householder were derived from the answer to question 4, for the person listed in column 1 of the census questionnaire (see appendix E). The concept of race as used by the Census Bureau reflects self-identification by respondents; it does not denote any clear-cut scientific definition of biological stock. Since the 1980 census obtained information on race through self-identification, the data represent self-classification by people according



to the race with which they identify. In this report, data are presented for housing units classified by the race of the householder.

For persons who could not provide a single response to the race question, the race of the person's mother was used; if, however, a single response could not be provided for the person's mother, the first race reported by the person was used. This is a modification of the 1970 census procedure in which the race of the person's father was used.

The category "White" includes persons who indicated their race as White, as well as persons who did not classify themselves in one of the specific race categories listed on the questionnaire but entered a response such as Canadian, German, Italian, Lebanese, or Polish. In the 1980 census, persons who did not classify themselves in one of the specific race categories but marked "Other" and/or wrote in entries such as Cuban, Puerto Rican, Mexican, or Dominican were included in the "Other" race category. In the 1970 census, most of these persons were included in the "White" category.

The category "Black" includes persons who indicated their race as Black or Negro, as well as persons who did not classify themselves in one of the specific race categories listed in the questionnaire but reported entries such as Jamaican, Black Puerto Rican, West Indian, Haitian, or Nigerian.

The category "American Indian, Eskimo, or Aleut" includes persons who classified themselves as such in one of the specific race categories. In addition, persons who did not report themselves in one of the specific race categories but entered the name of an Indian tribe or wrote in such entries as Canadian Indian, French-American Indian, or Spanish-American Indian were classified as "American Indian."

The category "Asian or Pacific Islander" includes persons who indicated their race as Chinese, Filipino, Japanese, Asian Indian, Korean, Vietnamese, Hawaiian, Samoan, and Guamanian, as well as persons who provided write-in entries of Asian and Pacific Islander groups such as Cambodian, Laotian, Pakistani, or Fijian under the "Other" race category. Also, persons who did not classify themselves in one of the specific race categories but wrote in an entry indicating one of the nine specific categories listed above (e.g., Chinese or Filipino) were classified accordingly. For example, entries of Nipponese and

Japanese American were classified as Japanese, entries of Taiwanese and Cantonese as Chinese, etc. "Race, n.e.c." includes all other persons not in the categories "White," "Black," "American Indian, Eskimo, or Aleut," and "Asian or Pacific Islander." Persons reporting in the "Other" race category and providing write-in entries such as Eurasian, Cosmopolitan, Interracial, or a Spanish origin group (e.g., Mexican, Cuban, or Puerto Rican) were included in "Race, n.e.c."

If the race entry for the householder was missing on the questionnaire, an answer was assigned in the computer according to the reported entries of race of other household members using specific rules of precedence of household relationship. If race was not entered for anyone in the household (excluding paid employees), the race of a householder in a previously processed household was assigned. This procedure is a variation of the general allocation process described in Appendix D, "Accuracy of the Data."

#### **Comparability Between Sample and 100-Percent Data for Race of the Householder**

Estimates of the number of householders by race shown in this report may differ from complete count figures shown in other 1980 census reports. Such differences are the result of sampling variability, nonsampling error, and an additional edit and review performed on the sample questionnaires. Sampling variability and nonsampling error are explained in Appendix D, "Accuracy of the Data." The effect of the additional edit and review procedures varies substantially by racial group and geographic area but is generally negligible. A discussion of these procedures may be found in Series HC80-1-B, *Detailed Housing Characteristics*, and PC80-1-C, *Social and Economic Characteristics of the Population*.

#### **Comparability With 1970 Census Data on Race of the Householder**

Differences in census procedures and reporting by respondents in the 1980 census and 1970 census seriously affect the comparability for certain race groups. First, a large number of Spanish origin persons reported their race differently in the 1980 census than in the 1970 census. This difference in reporting has a substantial impact on the population totals and

comparability for the "White" population and the "Race, n.e.c." or "Other" race populations (shown as "All other races" in most 1970 publications). A much larger proportion of the Spanish origin population in 1980 than in 1970 reported their race in the questionnaire category "Other." Second, in 1970, most persons who marked the "Other" race category and wrote in a Spanish designation such as Mexican, Venezuelan, Latino, etc., were reclassified as "White." In 1980, such persons were not reclassified but remained in the "Other" race category. As a result of this procedural change and the differences in reporting by this population, the proportion of the Spanish origin population classified as "Other" race in the 1980 census was substantially higher than that in the 1970 census. Nationally in 1970, only 1 percent of the Spanish origin persons were classified as "Other" race and 93 percent as "White." The 1980 census sample data showed a much larger proportion—38 percent—of the Spanish origin persons reported their race as "Other" and only 58 percent reported "White." As a consequence of these differences, 1980 householder totals for "White" and "Race, n.e.c." are not comparable with corresponding 1970 figures.

The 1980 census was the first in which data were collected separately for Eskimos and Aleuts in all States. In 1970, these data were available only for Alaska. Since Eskimos and Aleuts are highly concentrated in Alaska, these changes do not seriously affect the comparability of 1980 and 1970 data for these racial groups at the national level.

The 1980 total for the Asian and Pacific Islander population reflects a high level of immigration during the 1970's as well as a number of changes in census procedures which were developed, in part, as a result of this high level of immigration. First, the number of Asian and Pacific Islander categories listed separately on the 1980 census questionnaire was expanded over that in 1970 to include four additional groups: Vietnamese, Asian Indian, Guamanian, and Samoan. Asian Indians were classified as "White" in 1970 but were included in the "Asian and Pacific Islander" category in 1980. The Vietnamese, Guamanian, and Samoan populations were included in the "Other" race

category in the 1970 census but were included in the "Asian and Pacific Islander" category in 1980. Second, "Other Asian and Pacific Islander" groups such as Cambodian, Laotian, Pakistani, and Fijian were identified and tabulated as Asian and Pacific Islander in sample tabulations in the 1980 census; in 1970, most of these groups were included in the "Other" race category.

In 1980, data were collected separately for Hawaiians and Koreans in all States, but in 1970 data for the two groups were not collected for Alaska. (On the 1970 census questionnaire used in Alaska, Eskimo and Aleut were substituted for these two categories.) Since the numbers of Hawaiians and Koreans were small in Alaska, this questionnaire change does not have a major impact on the comparability of the 1980 and 1970 data for Hawaiians and Koreans at the national level.

**Spanish/Hispanic Origin of the Householder**—The data on Spanish/Hispanic origin or descent of householder were derived from answers to question 7, for the person listed in column 1 of the census questionnaire (see appendix E).

Persons of Spanish/Hispanic origin or descent are those who reported either Mexican, Puerto Rican, Cuban, or other Spanish/Hispanic origin in question 7. Persons who reported "Other Spanish/Hispanic" origin are those whose origin is from Spain or the Spanish-speaking countries of Central or South America, or they are persons identifying their origin or descent as being Spanish, Spanish-American, Hispano, Latino, etc. Origin or descent can be regarded as the ancestry, nationality group, lineage, or country in which the person or person's parents or ancestors were born before their arrival in the United States. It is important to note that persons of Spanish origin may be of any race. In this report, data are presented for housing units classified by the Spanish origin of the householder.

Persons of more than one Spanish origin and persons of both a Spanish and another origin who were in doubt as to how to report a specific origin were classified according to the origin of the person's mother. If a single origin could not be provided for the person's mother, the first origin reported by the person was recorded.

If the householder failed to respond to the Spanish/Hispanic origin question, a response was assigned by computer in the

sample edit operation according to available related information such as ancestry and place of birth reported for the householder. If such information was not reported, origin was assigned from entries of other household members using specific rules of precedence of household relationship. If no origin was reported for any household member (excluding a paid employee), then an origin was assigned from another household with a householder of the same race. This procedure is a variation of the general allocation process described in Appendix D, "Accuracy of the Data."

**Limitations of the Data on Householders of Spanish/Hispanic Origin**—A preliminary evaluation study of the reporting in the 1980 census item on Spanish origin indicated that there was misreporting in the Mexican origin category by White and Black persons in certain areas. The study results showed evidence that the misreporting occurred mainly in the South (excluding Texas), the Northeast (excluding the New York City area), and a few States in the North Central Region. Also, results based on available data suggest that the impact of potential misreporting of Mexican origin in the 1980 census is severe in those portions of the above-mentioned regions where the Spanish origin population is generally sparse. However, 1980 census data on the Mexican origin population or total Spanish origin population, at the national level, are not seriously affected by the reporting problem. For a more detailed discussion of the evaluation of the Spanish origin item, see the 1980 Population Census Supplementary reports, Series PC80-S1-7, "*Persons of Spanish Origin by State: 1980.*"

**Comparability Between Sample and 100-Percent Data on Householders of Spanish/Hispanic Origin**—The data on householders of Spanish origin shown in this report may differ from comparable figures shown in other 1980 census reports. Such differences are the result of sampling variability, nonsampling error, and more extensive edit procedures performed for the Spanish origin item on the sample questionnaires. The data in this report are based on a sample, whereas certain other reports (e.g., the HC80-1-A series) present data based on 100-percent tabulations. Sample data are subject to sampling variability, as explained in Appendix D, "Accuracy of the Data."

Information now available indicates that, since the effects of the more extensive edit were generally limited, the 100-percent tabulations are usually the preferable source for data on householders of Spanish origin. That is, in the case of figures available for Spanish origin groups, both in this report and for corresponding areas in the HC80-1-A report, the latter source is usually the preferred one. In the case of distributions for subjects covered only on a sample basis (e.g., units in structure, mortgage status and selected monthly owner costs, gross rent, etc.), the sample figures are the only data available and should be used within the context of the sampling variability associated with them.

**Comparability With 1970 Census Data on Householders of Spanish Origin and Householders of Spanish Heritage**—The 1980 census figures on householders of Spanish origin are not directly comparable with the 1970 census data on householders of Spanish origin because of a number of factors; namely, overall improvements in the 1980 census, better coverage of the population, improved question design, and an effective public relations campaign by the Census Bureau with the assistance of national and community ethnic groups. These efforts at census improvements explain, in part, the large increase in the number of Hispanics over 1970. Also, these efforts undoubtedly resulted in the inclusion of a sizable but unknown number of persons of Spanish/Hispanic origin who are in the country in other than legal status.

In the 1980 census Spanish origin question, specific changes in design from the 1970 question included the placement of the category "No (not Spanish/Hispanic)" as the first category in that question. (The corresponding category appeared last in the 1970 question.) Also, the 1970 category "Central or South American" was deleted from the 1980 question because in 1970 some respondents misinterpreted the category. Furthermore, the designations "Mexican-American" and "Chicano" were added to the Spanish origin question in 1980. In the 1970 census, the question on Spanish origin was asked of only a 5-percent sample of the population; in the 1980 census, the Spanish origin question was asked of everyone in the Nation.

The 1970 Census *Metropolitan Housing Characteristics* reports present data on housing units occupied by householders of Spanish heritage. In the 1970 census, the



category Spanish heritage was created to consolidate data for Spanish ancestry persons in various parts of the United States. The Spanish heritage population, therefore, was specifically termed when reference was made to particular areas. For example, in five southwestern States (Arizona, California, Colorado, New Mexico, and Texas) the population of Spanish heritage was specified as the population of Spanish language or surname; in three mid-Atlantic States (New York, New Jersey, and Pennsylvania), as the population of Puerto Rican birth or parentage; and in the remaining 42 States and the District of Columbia, as the population of Spanish language. The information for the population of Spanish heritage was obtained from the 15-percent sample of the census questionnaires. Data for this group of householders are not comparable to the 1980 census data on householders of Spanish origin which were based only on responses to the specific census question on Spanish/Hispanic origin for the person listed in column 1 of the census questionnaire.

### UTILIZATION CHARACTERISTICS

**Persons**—All persons occupying the housing unit are included. These persons include not only occupants related to the householder but also any lodgers, roomers, boarders, partners, roommates, wards, foster children, and resident employees who share the living quarters of the householder. The data on "Persons in unit" show the number of housing units occupied by the specified number of persons. "Total persons" is the total number of persons living in the housing units in the particular category.

**Rooms**—The statistics on "Rooms" are in terms of the number of housing units with a specified number of rooms (see question H7 in appendix E). The intent of this question is to count the number of whole rooms used for living purposes. For each unit they include living rooms, dining rooms, kitchens, bedrooms, finished recreation rooms, enclosed porches suitable for year-round use, and lodger's rooms. Excluded are strip or pullman kitchens, bathrooms, open porches, balconies, halls, half-rooms, utility rooms, unfinished attics or basements, or other unfinished space used for storage. A partially divided room is a separate room only if there is a partition from floor to ceiling.

**Persons Per Room**—"Persons per room" is a derived measure obtained by dividing the

number of persons in each occupied housing unit by the number of rooms in the unit. The figures shown refer, therefore, to the number of occupied housing units having the specified ratio of persons per room.

**Bedrooms**—The number of "Bedrooms" in the unit is the count of rooms used mainly for sleeping, even if also used for other purposes. Rooms reserved for sleeping, such as guest rooms, even though used infrequently, are counted as bedrooms. On the other hand, rooms used mainly for other purposes, even though used also for sleeping, such as a living room with a sofa bed, are not considered bedrooms. A housing unit consisting of only one room, such as a one-room efficiency apartment, is classified, by definition, as having no bedroom (see question H24 in appendix E).

### STRUCTURAL CHARACTERISTICS

**Year Structure Built**—"Year structure built" refers to when the building was first constructed, not when it was remodeled, added to, or converted. For a houseboat or mobile home or trailer, the manufacturer's model year is assumed to be the year built. The figures shown in this report relate to the number of units in structures built during the specified periods and in existence at the time of enumeration (see question H18 in appendix E).

**Units in Structure**—A structure is a separate building that either has open space on all sides or is separated from other structures by dividing walls that extend from ground to roof. In the determination of the number of units in a structure, all housing units, both occupied and vacant, were counted. The statistics are presented for the number of housing units in structures of specified type and size, not for the number of residential buildings. The category "Mobile home or trailer, etc." includes mobile homes, trailers, boats, tents, vans, etc. (see question H13 in appendix E).

**Stories in Structure**—The count of stories (floors) in structure includes basements or attics if these contain finished rooms for living purposes (see question H14a in appendix E).

**Passenger Elevator**—Statistics on elevator in structure are presented for housing units in structures with four or more stories or floors. If the housing units in structures with four or

more stories have an elevator used only for freight, the units are not included in the category "With elevator" (see question H14b in appendix E).

### PLUMBING CHARACTERISTICS

**Plumbing Facilities**—The category "Complete plumbing for exclusive use" consists of units which have hot and cold piped water, a flush toilet, and a bathtub or shower inside the housing unit for the exclusive use of the occupants of the unit. "Lacking complete plumbing for exclusive use" includes those conditions when (1) all three specified plumbing facilities are present inside the unit, but are also used by another household; (2) some but not all the facilities are present; or (3) none of the three specified plumbing facilities is present (see question H6 in appendix E).

**Comparability With 1970 Census Plumbing Facilities Data**—In 1970, there were separate questions on the presence of hot and cold piped water, a bathtub or shower, and a flush toilet. For 1980, these three items were combined into a single question on plumbing facilities. In addition, the facilities must be inside the housing unit rather than inside the structure as in 1970.

### EQUIPMENT AND FUELS

**Heating Equipment**—Respondents were asked to report the type of heating equipment used as the primary source of heat for their housing unit. The categories shown in the report are: (1) steam or hot water system; (2) central warm-air furnace or electric heat pump; (3) other built-in electric units; (4) floor, wall, or pipeless furnace; and (5) other means. "Other means" includes room heaters with flue or vent that burn gas, oil, or kerosene; nonportable room heaters without flue or vent that burn gas, oil, or kerosene; and fireplaces, stoves, or portable room heaters of any kind that can be picked up and moved. A central heating system includes types (1) through (4) listed above. For vacant units which have had the heating equipment removed, the kind of equipment used by the previous occupants is considered to be the heating equipment for the unit (see question H20 in appendix E).

**Comparability With 1970 Census Heating Equipment Data**—In 1970, central

heat pumps were included as part of the category "Warm-air furnace" and individual room heat pumps were included in the category "Built-in electric units." In 1980, heat pumps have been combined and are included in this report in the category "Central warm-air furnace or electric heat pump."

**Air Conditioning**—"Air conditioning" is defined as the cooling of air by a refrigeration unit. It does not include evaporative coolers, fans, or blowers which are not connected to a refrigeration unit; however, it does include heat pumps. A central system is an installation which air conditions a number of rooms. In an apartment building, such a system may cool all apartments in the building, each apartment may have its own central system, or there may be several systems, each providing central air conditioning for a group of apartments. A system with individual room controls is a central system. A room unit is an individual air conditioner which is installed in a window or an outside wall and is generally intended to cool one room, although it may sometimes be used to cool more than one room (see question H27 in appendix E).

**Vehicles Available**—Data for this item refer to the number of households with vehicles available at home for the use of the members of the household. Included in this item are passenger cars, pickup trucks, small panel trucks of one-ton capacity or less, as well as station wagons, company cars, and taxicabs kept at home for use of household members. Cars rented or leased for 1 month or more; police and government cars kept at home; and company vans and trucks of 1-ton capacity or less are also included if kept at home and used for nonbusiness purposes. Dismantled cars, immobile cars used as a source of power for some piece of machinery, and cars, vans, and trucks kept at home but used only for business purposes are excluded. The statistics do not reflect the number of vehicles privately owned or the number of households owning vehicles (see questions H28 and H29 in appendix E).

**Comparability With 1970 Census Automobiles Available Data**—In 1970, only data on the number of households with automobiles which were owned or regularly used by members of the household were obtained. Taxicabs, pickups, or large trucks were not counted. In 1980, the data on automobiles available include taxicabs if kept at home for use of household members but exclude pickups or larger trucks. Separate

data were obtained in 1980 on the number of housing units with vans or trucks of 1-ton capacity or less kept at home for use of members of the household.

**Fuels Used for House Heating and Water Heating**—"Utility gas" is gas piped through underground pipes from a central system that serves the neighborhood. "Bottled, tank, or LP gas" is stored in tanks which are refilled or exchanged when empty. "Fuel oil, kerosene, etc." includes fuel oil, kerosene, gasoline, alcohol, and other combustible liquids. For data on house heating fuel, the category "Other" includes any other fuel such as purchased steam, coal dust, briquettes made of pitch and sawdust, waste materials such as corn cobs, etc. For data on water heating fuel, the category "Other" also includes coal or coke, and wood (see question H21 in appendix E).

### FINANCIAL CHARACTERISTICS

**Value**—Value is the respondent's estimate of how much the property (house and lot) would sell for, if it were for sale (see question H11 in appendix E).

Value is tabulated for certain kinds of housing units. Value statistics are presented for "Specified owner-occupied" housing units. These "specified" housing units include only one-family houses on less than 10 acres without a commercial establishment or medical office on the property. The data exclude owner-occupied condominium housing units, mobile homes, trailers, boats, tents, or vans occupied as a usual residence, as well as owner-occupied noncondominium units in multi-family buildings. The "Specified owner-occupied" universes are the same for the value tabulation and the mortgage status and selected monthly owner costs tabulation.

**Price Asked**—For vacant for sale only housing units, the price asked is the amount asked for the property at the time of enumeration. The statistics on price asked are shown for "Specified vacant for sale only" housing units, which include vacant for sale only one-family houses on less than 10 acres without a commercial establishment or medical office on the property. The data also exclude condominium units and mobile homes.

**Mortgage Status and Selected Monthly Owner Costs**—The data are presented for "Specified owner-occupied" housing units. These "specified" housing units include only

one-family houses on less than 10 acres without a commercial establishment or medical office on the property. The data exclude owner-occupied condominium housing units, mobile homes, trailers, boats, tents, or vans occupied as a usual residence, as well as owner-occupied noncondominium units in multi-family buildings. Separate distributions of owner costs are shown for units "With a mortgage" and for units "Not mortgaged." Selected monthly owner costs is the sum of payments for mortgages, deeds of trust, or similar debts on the property; real estate taxes; fire and hazard insurance on the property; utilities (electricity, gas, and water); and fuels (oil, coal, kerosene, wood, etc.) (see questions H30, H31, and H32 in appendix E).

### Mortgage Status and Selected Monthly Owner Costs as a Percentage of Household Income in 1979

—Selected monthly housing costs is expressed as a percentage of monthly household income (total household income in 1979 divided by 12). The percentage is presented for the same owner-occupied units for which selected monthly owner costs was tabulated; thus, the statistics reflect the exclusion of certain owner-occupied units. The percentage was computed separately for each unit and was rounded to the nearest whole number. Units occupied by households that reported no income or a net loss comprise the category "Not computed."

**Rent**—The statistics on rent are tabulated for "Specified renter-occupied" housing units and for "Specified vacant for rent" housing units which include renter units except one-family houses on 10 or more acres. Respondents were asked to report rent only for the housing unit enumerated and to exclude any rent paid for additional units or for business premises. Renter units occupied without payment of cash rent are shown separately as "No cash rent" in the rent tabulations.

**Contract Rent.** "Contract rent" is the monthly rent agreed to, or contracted for, regardless of any furnishings, utilities, or services that may be included (see question H12 in appendix E).

**Gross Rent.** The computed rent termed "Gross rent" is the contract rent plus the estimated average monthly cost of utilities (electricity, gas, and water) and fuels (oil, coal, kerosene, wood, etc.) if these are



paid for by the renter (or paid for the renter by someone else) in addition to rent. Gross rent is intended to eliminate differentials which result from varying practices with respect to the inclusion of utilities and fuels as part of the rental payment. The estimated costs of water and fuels are reported on a yearly basis but are converted to monthly figures in the computation process (see questions H12 and H22 in appendix E).

*Rent Asked.* For "Specified vacant for rent" housing units, the rent asked is the amount asked for the rental of the unit at the time of enumeration.

**Gross Rent as a Percentage of Household Income in 1979**

—Monthly gross rent is expressed as a percentage of monthly household income (total household income in 1979 divided by 12). The percentage is presented for the same renter-occupied units for which gross rent was tabulated; thus, the statistics reflect the exclusion of certain renter-occupied units. The percentage was computed separately for each unit and was rounded to the nearest whole number. Units for which no cash rent is paid and units occupied by households that reported no income or a net loss comprise the category "Not computed."

**Household Income in 1979**

—Household income is the sum of the money income of all persons 15 years old and over occupying the housing unit, including persons not related to the householder. Data on income are based on money income received in the calendar year 1979. Income is the algebraic sum of the amounts reported separately for wage and salary income; nonfarm net self-employment income; farm net self-employment income; interest, dividend, net rental or royalty income; Social Security or Railroad Retirement income, public assistance or welfare income, and all other income. The figures represent the amount of income received before deductions for personal income taxes, Social Security, bond purchases, union dues, medicare deductions, etc.

Receipts from the following sources were not included as income: money received from the sale of property (unless the recipient was engaged in the business of selling such property); the value of income "in kind" from food stamps, public housing subsidies, medical care, employer's contributions for pensions, etc.; withdrawal of bank deposits; money borrowed; tax refunds; exchange of money between relatives living in the same household; gifts and lump-sum inheritances, insurance payments, and other types of lump-sum receipts.

Although the income statistics cover the calendar year 1979, the composition of households refers to the time of enumeration (April 1, 1980). However, the composition of most households was the same during 1979 as in April 1980. There may be differences between the data on household income in 1979 in this report and similar data shown in the reports, *Summary Characteristics for Governmental Units and Standard Metropolitan Statistical Areas*, PHC80-3, and in the Supplementary Reports, *Advance Estimates of Social, Economic, and Housing Characteristics*, PHC80-S2. Any such differences are a result of errors in the income data which were corrected after the release of the PHC80-3 and the PHC80-S2 reports.

**Median Income**

—The median income values presented in this report are computed on the basis of more detailed income intervals than shown in the tables. Median income figures of \$30,000 or less are generally calculated using linear interpolation; all other median income amounts are derived through pareto interpolation.

**Comparability With 1970 Census Income Data**

—In 1970, the statistics on income presented in Series HC80-2, *Metropolitan Housing Characteristics* reports related to the income of the family or primary individual occupying the housing unit; that is, the sum of the income of the head of the family and all other members of the family 14 years old and over or the income of the primary individual. Income of persons living in

the unit but not related to the head of household was not included. In 1980, the statistics on income relate to the income of the household; that is, the sum of the income of all persons 15 years old and over occupying a housing unit, including persons not related to the householder.

A discussion on comparability of income data from other sources including earlier censuses may be found in the 1980 Census of Population reports, *General Social and Economic Characteristics*, PC80-1-C.

**Poverty Status in 1979**

—Households are classified below the poverty level when the total 1979 income of the family or of the non-family householder is below the appropriate poverty threshold. The income of persons living in the household who are unrelated to the householder is not considered when determining the poverty status of a household. The poverty thresholds vary depending upon three criteria: size of family, number of children, and age of the family householder or unrelated individual. The criteria used in the 1980 census differ slightly from those used in the 1970 census, which took into account the same three factors as well as sex of the family householder or unrelated individual and farm-nonfarm residence. In addition, for the 1980 census the thresholds by size of family were extended from seven or more persons to nine or more persons. The income cutoffs are updated each year to reflect the change in the Consumer Price Index. A more detailed explanation of the poverty definition may be found in the 1980 Census of Population reports, *General Social and Economic Characteristics*, PC80-1-C.

There may be slight differences between the data on poverty status in 1979 in this report and similar data shown in the reports, *Summary Characteristics for Governmental Units and Standard Metropolitan Statistical Areas*, PHC80-3, and in the Supplementary Reports, *Advance Estimates of Social, Economic, and Housing Characteristics*, PHC80-S2. Any such differences are a result of errors in the income data which were corrected after the release of the PHC80-3 and the PHC80-S2 reports.

# Appendix B.—Definitions and Explanations of Subject Characteristics

## Thresholds at the Poverty Level in 1979 by Size of Family and Number of Related Children Under 18 Years

(Figures in dollars. For meaning of symbols, see Introduction)

| Size of Family Unit                  | Weighted average thresholds | Related children under 18 years |        |        |        |        |        |        |        |           |
|--------------------------------------|-----------------------------|---------------------------------|--------|--------|--------|--------|--------|--------|--------|-----------|
|                                      |                             | None                            | 1      | 2      | 3      | 4      | 5      | 6      | 7      | 8 or more |
| 1 person (unrelated individual)..... | 3,686                       | 3,686                           | ...    | ...    | ...    | ...    | ...    | ...    | ...    | ...       |
| Under 65 years.....                  | 3,774                       | 3,774                           | ...    | ...    | ...    | ...    | ...    | ...    | ...    | ...       |
| 65 years and over.....               | 3,479                       | 3,479                           | ...    | ...    | ...    | ...    | ...    | ...    | ...    | ...       |
| 2 persons.....                       | 4,723                       | 4,723                           | ...    | ...    | ...    | ...    | ...    | ...    | ...    | ...       |
| Householder under 65 years.....      | 4,876                       | 4,858                           | 5,000  | ...    | ...    | ...    | ...    | ...    | ...    | ...       |
| Householder 65 years and over.....   | 4,389                       | 4,385                           | 4,981  | ...    | ...    | ...    | ...    | ...    | ...    | ...       |
| 3 persons.....                       | 5,787                       | 5,674                           | 5,839  | 5,844  | ...    | ...    | ...    | ...    | ...    | ...       |
| 4 persons.....                       | 7,412                       | 7,482                           | 7,605  | 7,356  | 7,382  | ...    | ...    | ...    | ...    | ...       |
| 5 persons.....                       | 8,776                       | 9,023                           | 9,154  | 8,874  | 8,657  | 8,525  | ...    | ...    | ...    | ...       |
| 6 persons.....                       | 9,915                       | 10,378                          | 10,419 | 10,205 | 9,999  | 9,693  | 9,512  | ...    | ...    | ...       |
| 7 persons.....                       | 11,237                      | 11,941                          | 12,016 | 11,759 | 11,580 | 11,246 | 10,857 | 10,429 | ...    | ...       |
| 8 persons.....                       | 12,484                      | 13,356                          | 13,473 | 13,231 | 13,018 | 12,717 | 12,334 | 11,936 | 11,835 | ...       |
| 9 or more persons.....               | 14,812                      | 16,066                          | 16,144 | 15,929 | 15,749 | 15,453 | 15,046 | 14,677 | 14,586 | 14,024    |





## Appendix C.—General Enumeration and Processing Procedures

|  |     |
|--|-----|
| USUAL PLACE OF RESIDENCE. . . . .                            | C-1 |
| Armed Forces. . . . .  | C-1 |
| Crews of Merchant Vessels . . . . .                          | C-1 |
| Persons Away at School . . . . .                             | C-1 |
| Persons in Institutions . . . . .                            | C-1 |
| Persons Away From Their<br>Residence on Census Day . . . . . | C-1 |
| Americans Abroad. . . . .                                    | C-2 |
| Citizens of Foreign Countries. . . . .                       | C-2 |
| DATA COLLECTION<br>PROCEDURES. . . . .                       | C-2 |
| PROCESSING PROCEDURES. . . . .                               | C-2 |

### USUAL PLACE OF RESIDENCE

In accordance with census practice dating back to the first U.S. census in 1790, each person enumerated in the 1980 census was counted as an inhabitant of his or her "usual place of residence," which is generally construed to mean the place where the person lives and sleeps most of the time. This place is not necessarily the same as the person's legal residence or voting residence. In the vast majority of cases, however, the use of these different bases of classification would produce substantially the same statistics, although there might be appreciable differences for a few areas.

The implementation of this practice has resulted in the establishment of residence rules for certain categories of persons whose usual place of residence is not immediately apparent. Furthermore, this practice means that persons were not always counted as residents of the place where they happened to be staying on Census Day (April 1). Persons without a usual place of residence, however, were counted where they happened to be staying.

#### Armed Forces

Members of the Armed Forces living on a military installation were counted, as in every previous census, as residents of the area in which the installation was located; members of the Armed Forces not living on a military installation were counted as residents of the area in which

they were living. Family members of Armed Forces personnel were counted where they were living on Census Day (i.e., with the Armed Forces personnel or at another location, as the case might be).

Each Navy ship was attributed to the municipality that the Department of the Navy designated as its homeport, except for those ships which were deployed to the 6th or 7th Fleet on Census Day. As was done in the 1970 census, naval personnel aboard deployed ships were defined in the 1980 census as part of the overseas population, because deployment to the 6th or 7th Fleet implies a long-term overseas assignment.

In homeports with fewer than 1,000 naval personnel assigned to ships, the crews were counted aboard the ship. In homeports with 1,000 or more naval personnel assigned to ships, the naval personnel who indicated that they had a usual residence within 50 miles of the homeport of their ship were attributed to that residence.

When a homeport designated by the Navy was contained in more than one municipality, ships homeported and berthed there on Census Day were assigned by the Bureau of the Census to the municipality in which the land immediately adjacent to the dock or pier was actually located. Other ships attributed by the Navy to that homeport, but which were not physically present and not deployed to the 6th or 7th Fleet on Census Day, were allocated to the municipality named on the Navy's homeport list.

#### Crews of Merchant Vessels

Shipboard Census Reports were mailed to crews of merchant vessels through the ships' respective owner-operators based on lists of U.S. flag merchant vessels obtained from the Maritime Administration, U.S. Department of Commerce.

If the ship was berthed in a U.S. port on Census Day, the crew was enumerated as of that port. If the ship was

not berthed in a U.S. port but was inside the territorial waters of the United States, the crew was enumerated as of (a) the port of destination if that port was inside the United States or (b) the homeport of the ship if its port of destination was outside the United States. Crews of U.S. flag vessels which were outside U.S. territorial waters on Census Day and crews of vessels flying a foreign flag were not enumerated in the 1980 census.

#### Persons Away at School

College students were counted as residents of the area in which they were living while attending college, as they have been since 1950. However, children in boarding schools below the college level were counted at their parental home.

#### Persons in Institutions

Inmates of institutions, who ordinarily live there for considerable periods of time, were counted as residents of the area where the institution was located. Patients in short-term wards (general, maternity, etc.) of hospitals were counted at their usual place of residence; if they had no usual place of residence, they were counted at the hospital.

#### Persons Away From Their Residence on Census Day

Persons in hotels, motels, etc., on the night of March 31, 1980, were requested to fill out a census form for assignment of their census information back to their homes if they indicated that no one was at home to report them in the census. A similar approach was used for persons visiting in private residences, as well as for Americans who left the United States during March 1980 via major intercontinental air or ship carriers for temporary travel abroad. In addition, information on persons away from their usual place of residence was obtained from other members of their families, resident managers, neighbors, etc. If an entire household was expected to be



away during the whole period of the enumeration, information on that household was obtained from neighbors. A matching process was used to eliminate duplicate reports for persons who reported for themselves while away from their usual residence and who were also reported at this usual residence by someone else.

A special enumeration was conducted in such facilities as missions, flophouses, jails, detention centers, etc., on the night of April 6, 1980, and persons enumerated therein were counted as residents of the area in which the establishment was located.

### Americans Abroad

Americans who were overseas for an extended period (in the Armed Forces, working at civilian jobs, studying in foreign universities, etc.) were not included in the population of any State or the District of Columbia. On the other hand, Americans who were temporarily abroad on vacations, business trips, and the like were counted at their usual residence in the United States.

### Citizens of Foreign Countries

Citizens of foreign countries having their usual residence (legally or illegally) in the United States on Census Day, including those working here (but not living at an embassy, ministry, legation, chancellery, or consulate) and those attending school (but not living at an embassy, etc.), were included in the enumeration, as were members of their families living with them. However, citizens of foreign countries temporarily visiting or traveling in the United States or living on the premises of an embassy, etc., were not enumerated in the 1980 census.

## DATA COLLECTION PROCEDURES

The 1980 census was conducted primarily through self-enumeration. A census questionnaire was delivered by postal carriers to every housing unit several days before Census Day, April 1, 1980. This questionnaire included explanatory information and was accompanied by an instruction guide. Spanish-language versions of the questionnaire and instruction guide were available on request. The questionnaire

was also available in narrative translation in 32 languages.

In most areas of the United States, altogether containing about 95 percent of the population, the householder was requested to fill out and mail back the questionnaire on Census Day. Approximately 83 percent of these households returned their forms by mail. Households that did not mail back a form and vacant housing units were visited by an enumerator. Households that returned a form with incomplete or inconsistent information that exceeded a specified tolerance were contacted by telephone or, if necessary, by a personal visit, to obtain the missing information.

In the remaining (mostly sparsely settled) area of the country, which contained about 5 percent of the population, the householder was requested to fill out the questionnaire and hold it until visited by an enumerator. Incomplete and unfilled forms were completed by interview during the enumerator's visit. Vacant units were enumerated by a personal visit and observation.

Each housing unit in the country received one of two versions of the census questionnaire: a short-form questionnaire containing a limited number of basic population and housing questions or a long-form questionnaire containing these basic questions as well as a number of additional questions. A sampling procedure was used to determine those units which were to receive the long-form questionnaire. Two sampling rates were employed. For most of the country, one in every six housing units (about 17 percent) received the long form or sample questionnaire; in counties, incorporated places and minor civil divisions estimated to have fewer than 2,500 inhabitants, every other housing unit (50 percent) received the sample questionnaire to enhance the reliability of sample data in small areas.

Special questionnaires were used for the enumeration of persons in group quarters such as colleges and universities, hospitals, prisons, military installations, and ships. These forms contained the population questions but did not include any housing questions. In addition to the regular census questionnaires, the Supplementary Questionnaire for American Indians was used in conjunction with the short form on Federal and State reservations and in the historic areas of

Oklahoma (excluding urbanized areas) for households that had at least one American Indian, Eskimo, or Aleut household member.

## PROCESSING PROCEDURES

The 1980 census questionnaires were processed in a manner similar to that for the 1970 and 1960 censuses. They were designed to be processed electronically by the Film Optical Sensing Device for Input to Computer (FOSDIC). For most items on the questionnaire, the information supplied by the respondent or obtained by the enumerator was indicated by marking the answers in predesignated positions that would be "read" by FOSDIC from a microfilm copy of the questionnaire and transferred onto computer tape with no intervening manual processing. The computer tape did not include information on individual names and addresses.

The data processing was performed in two stages. For 100-percent data, all short forms, and pages 2 and 3 of the long forms (which have the same questions as the short form), were microfilmed, "read" by FOSDIC, and transferred onto computer tape for tabulation. For the sample data, the long form (or sample) questionnaires were processed through manual coding operations since some questions required the respondent to provide write-in entries which could not be read by FOSDIC. Census Bureau coders assigned alphabetical or numerical codes to the write-in answers in FOSDIC readable code boxes on each questionnaire. After all coding was completed, the long forms were microfilmed, and the film was "read" by FOSDIC and transferred onto computer tape.

The tape containing the information from the questionnaires was processed on the Census Bureau's computers through a number of editing and tabulation steps. Among the products of this operation were computer tapes from which the tables in this report (and most others in the 1980 census publications) were prepared on phototype-setting equipment at the Government Printing Office.

A more detailed description of the data collection and processing procedures can be obtained from the 1980 Census of Population and Housing, *Users' Guide*, PHC80-R1.

# Appendix D.—Accuracy of the Data

- INTRODUCTION . . . . . D-1
- SAMPLE DESIGN . . . . . D-1
- ERRORS IN THE DATA . . . . . D-1
  - Calculation of Standard Errors . . . . . D-2
    - Totals and Percentages . . . . . D-2
    - Differences . . . . . D-2
    - Means . . . . . D-2
    - Medians . . . . . D-2
  - Confidence Intervals . . . . . D-3
  - Use of Tables to Compute
    - Standard Errors . . . . . D-3
- ESTIMATION PROCEDURE . . . . . D-3
- CONTROL OF NONSAMPLING
  - ERROR . . . . . D-5
    - Undercoverage . . . . . D-5
    - Respondent and Enumerator
      - Error . . . . . D-5
    - Processing Error . . . . . D-6
    - Nonresponse . . . . . D-6
- EDITING OF UNACCEPTABLE
  - DATA . . . . . D-6
- ALLOCATION TABLES . . . . . D-6

## INTRODUCTION

The data presented in this publication are based on the 1980 census sample. The data are estimates of the actual figures that would have resulted from a complete count. Estimates can be expected to vary from the complete count result because they are subject to two basic types of error—sampling and nonsampling. The sampling error in the data arises from the selection of persons and housing units to be included in the sample. The nonsampling error is the result of all other errors that may occur during the collection and processing phases of the census. A more detailed discussion of both sampling and nonsampling error and a description of the estimation procedure are given in this appendix.

## SAMPLE DESIGN

While every person and housing unit in the 1980 census was enumerated on a

questionnaire that requested certain basic demographic information (e.g., age, number of rooms in living quarters, monthly rent), a sample of persons and housing units was enumerated on a questionnaire that requested additional information. The basic sampling unit for the 1980 census was the housing unit, including all occupants. For persons living in group quarters, the sampling unit was the person. Two sampling rates were employed. In counties, incorporated places and minor civil divisions estimated to have fewer than 2,500 persons (based on precensus estimates), one-half of all housing units and persons in group quarters were to be included in the sample. In all other areas, one-sixth of the housing units or persons in group quarters were sampled. The purpose of this scheme was to provide relatively more reliable estimates for small areas. When both sampling rates were taken into account across the Nation, approximately 19 percent of the Nation's housing units were included in the census sample.

The sample designation method depended on the data collection procedures. In areas containing about 95 percent of the population the census was taken by the mailout/mailback procedure. For these areas, the Bureau of the Census either purchased a commercial mailing list which was updated and corrected by Census Bureau field staff, or prepared a mailing list by canvassing and listing each address in the area prior to Census Day. These lists were computerized, and every sixth unit (for 1-in-6 areas) or every second unit (for 1-in-2 areas) was designated as a sample unit by computer. Both of these lists were also corrected by the Post Office.

In non-mailout/mailback areas, a blank listing book with designated sample lines (every sixth or every second line) was prepared for the enumerator. Beginning about Census Day, the enumerator sys-

tematically canvassed the area and listed all housing units in the listing book in the order they were encountered. Completed questionnaires, including sample information for any housing unit which was listed on a designated sample line, were collected.

In both types of data collection procedure areas, an enumerator was responsible for a small geographic area known as an enumeration district, or ED. An ED usually represented the average workload area for one enumerator.

## ERRORS IN THE DATA

Since the data in this publication are based on a sample, they may differ somewhat from complete-count figures that would have been obtained if all housing units, persons within those housing units, and persons living in group quarters had been enumerated using the same questionnaires, instructions, enumerators, etc. The deviation of a sample estimate from the average of all possible samples is called the sampling error. The standard error of a survey estimate is a measure of the variation among the estimates from the possible samples and thus is a measure of the precision with which an estimate from a particular sample approximates the average result of all possible samples. The sample estimate and its estimated standard error permit the construction of interval estimates with prescribed confidence that the interval includes the average result of all possible samples. The method of calculating standard errors and confidence intervals for the data in this report is given below.

In addition to the variability which arises from the sampling procedures, both sample data and complete-count data are subject to nonsampling error. Nonsampling error may be introduced during each of the many extensive and complex



operations used to collect and process census data. For example, operations such as editing, reviewing, or handling questionnaires may introduce error into the data. A more detailed discussion of the sources of nonsampling error is given in the section on "Control of Nonsampling Error" in this appendix.

Nonsampling error may affect the data in two ways. Errors that are introduced randomly will increase the variability of the data and should therefore be reflected in the standard error. Errors that tend to be consistent in one direction will make both sample and complete-count data biased in that direction. For example, if respondents consistently tend to under-report their income, then the resulting counts of households or families by income category will be skewed toward the lower income categories. Such biases are not reflected in the standard error.

### Calculation of Standard Errors

**Totals and Percentages**—Tables A through D in this appendix contain the information necessary to calculate the standard errors of sample estimates in this report. In order to perform this calculation, it is necessary to know the unadjusted standard error for the characteristic, given in table A or B, that would result under a simple random sample design (of persons, families, or housing units) and estimation technique; the adjustment factor for the particular characteristic estimated, given in table C; and the number of housing units in the tabulation area and the percent of these in sample, given in table D. The adjustment factors reflect the effects of the actual sample design and complex ratio estimation procedure used for the 1980 census.

To calculate the approximate standard error of an estimate for a geographic area, follow the steps given below:

- a. Obtain the unadjusted standard error from table A or B (or from the formula given below the table) for the estimated total or percentage, respectively.
- b. Find the geographic area with which you are working in table D and obtain the housing unit "percent in sample" figure for this area.
- c. Use table C to obtain the factor for the characteristics (e.g., air-

conditioning, year structure built) and the range that contains the percent-in-sample with which you are working. Multiply the unadjusted standard error by this factor. If the estimate is a cross-tabulation of more than one characteristic, use the largest factor.

As is evident from the formula below tables A and B, the unadjusted standard errors of zero estimates or of very small estimated totals or percentages approach zero. This is also the case for very large percentages or estimated totals that are close to the size of the tabulation areas to which they correspond. These estimated totals and percentages are, nevertheless, still subject to sampling and non-sampling variability, and an estimated standard error of zero (or a very small standard error) is not appropriate.

For estimated percentages that are less than 2 or greater than 98, use the *unadjusted* standard errors in table B that appear in the "2 or 98" row. For an estimated total that is less than 50 or within 50 of the total size of the tabulation area, use an *unadjusted* standard error of 16.

An illustration of the use of the tables is given in a later section of this appendix.

**Differences**—The standard errors estimated from these tables are not directly applicable to differences between two sample estimates. In order to estimate the standard error of a difference the tables are to be used somewhat differently in the following three situations:

- a. For the difference between a sample estimate and a complete-count value, use the standard error of the sample estimate.
- b. For the difference between (or sum of) two sample estimates, the appropriate standard error is approximately the square root of the sum of the two individual standard errors squared; that is, for standard errors  $Se_x$  and  $Se_y$  of estimates  $x$  and  $y$ :

$$Se_{(x+y)} = Se_{(x-y)} = \sqrt{(Se_x)^2 + (Se_y)^2}$$

This method, however, will underestimate (overestimate) the standard error if the two items in a sum are highly positively (negatively)

correlated or if the two items in a difference are highly negatively (positively) correlated. This method may also be used for the difference between (or sum of) sample estimates from two censuses or between a census sample and another survey. The standard error for estimates not based on the 1980 census sample must be obtained from an appropriate source outside of this publication.

- c. For the difference between two estimates, one of which is a subclass of the other, use the tables directly where the calculated difference is the estimate of interest.

**Means**—The standard error of a mean depends upon the variability of the distribution on which the mean is based, the size of the sample, the sample design (e.g., the use of households as a sampling unit), and the estimation procedure used.

An approximation to the standard error of the mean may be obtained as follows: compute the variance of the distribution on which the mean is based; multiply this value by five and divide the product by the total count of units in the distribution; obtain the square root of this quotient and multiply the result by the adjustment factor from table C that is appropriate for the characteristic on which the mean is based.

**Medians**—For the standard error of a median of a characteristic, it is necessary to examine the distribution from which the median is derived, as the size of the base and the distribution itself affect the standard error. An approximate method is given here. As the first step, compute one-half of the number on which the median is based (refer to this result as  $N/2$ ). Treat  $N/2$  as if it were an ordinary estimate and obtain its standard error as instructed above using tables A, C, and D. Compute the desired confidence interval about  $N/2$ . Starting with the lowest value of the characteristic, cumulate the frequencies in each category of the characteristic until the sum equals or first exceeds the lower limit of the confidence interval about  $N/2$ . By linear interpolation, obtain a value of the characteristic corresponding to this sum. This is the lower limit of the confidence interval of the median. In a similar manner, cumulate frequencies starting from

the highest value of the characteristic until the sum equals or exceeds the count in excess of the upper limit of the interval about  $N/2$ . Interpolate as before to obtain the upper limit of the confidence interval for the estimated median.

### Confidence Intervals

A sample estimate and its estimated standard error may be used to construct confidence intervals about the estimate. These intervals are ranges that will contain the average value of the estimated characteristic that results over all possible samples, with a known probability. For example, if all possible samples that could result under the 1980 census sample design were independently selected and surveyed under the same conditions, and if the estimate and its estimated standard error were calculated for each of these samples, then:

- (1) Approximately 68 percent of the intervals from one estimated standard error below the estimate to one estimated standard error above the estimate would contain the average result from all possible samples; and
- (2) Approximately 95 percent of the intervals from two estimated standard errors below the estimate to two estimated standard errors above the estimate would contain the average result from all possible samples.

The intervals are referred to as 68 percent and 95 percent confidence intervals, respectively.

The average value of the estimated characteristic that could be derived from all possible samples is or is not contained in any particular computed interval. Thus we cannot make the statement that the average value has a certain probability of falling between the limits of the calculated confidence interval. Rather, one can say with a specified probability or confidence that the calculated confidence interval includes the average estimate from all possible samples (approximately the complete count value).

Confidence intervals may also be constructed for the difference between two sample figures. This is done by computing the difference between these

figures, obtaining the standard error of the difference (using the formula given earlier), and then forming a confidence interval for this estimated difference as above. One can then say with specified confidence that this interval includes the difference that would have been obtained by averaging the results from all possible samples.

The estimated standard errors given in this report do not include all portions of the variability due to nonsampling error that may be present in the data. Thus, the standard errors calculated represent a lower bound of the total error. As a result, confidence intervals formed using these estimated standard errors may not meet the stated levels of confidence (i.e., 68 or 95 percent). Thus, some care must be exercised in the interpretation of the data in this publication based on the estimated standard errors.

For more information on confidence intervals and nonsampling error see any standard sampling theory text.

### Use of Tables to Compute Standard Errors

See appendix D of any 1980 Census of Housing, HC-80-1-B, *Detailed Housing Characteristics* report, for examples showing the computation of standard errors and the formation of confidence intervals.

### ESTIMATION PROCEDURE

The estimates which appear in this publication were obtained from an iterative ratio estimation procedure which resulted in the assignment of a weight to each sample person or housing unit record. For any given tabulation area, a characteristic total was estimated by summing the weights assigned to the persons or housing units in the tabulation area which possessed the characteristic. Estimates of family or household characteristics were based on the weights assigned to the family members designated as householders. Each sample person or housing unit record was assigned exactly one weight to be used to produce estimates of all characteristics. For example, if the weight given to a sample person or housing unit had the value five, all characteristics of that person or housing unit would be tabulated with a weight of

five. The estimation procedure, however, did assign weights which vary from person to person or housing unit to housing unit.

The estimation procedure used to assign the weights was performed in geographically defined "weighting areas." Weighting areas were generally formed of adjoining portions of geography, which closely agreed with census tabulation areas within counties. Weighting areas were required to have a minimum sample of 400 persons. Weighting areas were never allowed to cross state or county boundaries. In small counties with a sample count of less than 400 persons, the minimum required sample condition was relaxed to permit the entire county to become a weighting area.

Within a weighting area, the ratio estimation procedure for persons was performed in three stages. For persons, the first stage employed 17 household type groups. The second stage used two groups: householders and nonhouseholders. The third stage could potentially use 160 age-sex-race-Spanish origin groups. The stages were as follows:

### PERSONS

#### Stage I—Type of Household

| <i>Group</i>  | <i>Persons in Housing Units With a Family With Own Children Under 18</i> |
|---|--|
| 1   | 2 persons in housing unit  |
| 2   | 3 persons in housing unit  |
| 3   | 4 persons in housing unit  |
| 4   | 5 to 7 persons in housing unit   |
| 5   | 8 or more persons in housing unit  |
| <i>Persons in Housing Units With a Family Without Own Children Under 18</i> |  |
| 6-10  | 2 persons in housing unit through 8 or more persons in housing unit      |
| <i>Persons in All Other Housing Units</i>                                   |  |
| 11  | 1 person in housing unit   |
| 12-16   | 2 persons in housing unit through 8 or more persons in housing unit      |
| 17  | <i>Persons in group quarters</i>   |



| Stage II—Householder/<br>Nonhouseholder |   |
|---|---|
| <i>Group</i>                            |   |
| 1                                       | Householder   |
| 2                                       | Nonhouseholder (including persons in group quarters)      |
| Stage III—Age/Sex/Race/Spanish Origin   |   |
| <i>Group</i>                            | <i>White Race</i>   |
|   | <i>Persons of Spanish Origin</i>                          |
|   | <i>Male</i>   |
| 1                                       | 0 to 4 years of age                                       |
| 2                                       | 5 to 14 years of age                                      |
| 3                                       | 15 to 19 years of age                                     |
| 4                                       | 20 to 24 years of age                                     |
| 5                                       | 25 to 34 years of age                                     |
| 6                                       | 35 to 44 years of age                                     |
| 7                                       | 45 to 64 years of age                                     |
| 8                                       | 65 years of age or older                                  |
|   | <i>Female</i>   |
| 9-16                                    | Same age categories as groups 1 to 8                      |
|   | <i>Persons Not of Spanish Origin</i>                      |
| 17-32                                   | Same age and sex categories as groups 1 to 16             |
|   | <i>Black Race</i>   |
| 33-64                                   | Same age-sex-Spanish origin categories as groups 1 to 32  |
|   | <i>Asian, Pacific Islander Race</i>                       |
| 65-96                                   | Same age-sex-Spanish origin categories as groups 1 to 32  |
|   | <i>American Indian, Eskimo, or Aleut Race</i>             |
| 97-128                                  | Same age-sex-Spanish origin categories as groups 1 to 32  |
|   | <i>Other Race (includes those races not listed above)</i> |
| 129-160                                 | Same age-sex-Spanish origin categories as groups 1 to 32  |

Within a weighting area, the first step in the estimation procedure was to assign each sample person record an initial weight. This weight was approximately equal to the inverse of the probability of selecting a person for the census sample.

The next step in the estimation procedure was to combine, if necessary, the groups in each of the three stages prior to the repeated ratio estimation in order to increase the reliability of the ratio estimation procedure.

For the first and second stages, any group that did not meet certain criteria concerning the unweighted sample count or the ratio of the complete count to the initially weighted sample count, was combined, or collapsed, with another group in the same stage according to a specified collapsing pattern. At the third stage, the "Other" race category was collapsed with the "White" race category before the above collapsing criteria as well as an additional criterion concerning the number of complete count persons in each category were applied.

As the final step, the initial weights underwent three stages of ratio adjustment which used the groups listed above. At the first stage, the ratio of the complete census count to the sum of the initial weights for each sample person was computed for each stage I group. The initial weight assigned to each person in a group was then multiplied by the stage I group ratio to produce an adjusted weight. In stage II, the stage I adjusted weights were again adjusted by the ratio of the complete census count to the sum of the stage I weights for sample persons in each stage II group. Finally, the stage II weights were adjusted at stage III by the ratio of the complete census count to the sum of the stage II weights for sample persons in each stage III group. The three stages of adjustment were performed twice (two iterations) in the order given above. The weights obtained from the second iteration for stage III were assigned to the sample person records. However, to avoid complications in rounding for tabulated data, only whole number weights were assigned. For example, if the final weight for the persons in a particular group was 7.2, then one-fifth of the sample persons in this group were randomly assigned a weight of 8 and the remaining four-fifths received a weight of 7.

Separate weights were derived for tabulating the place of work and migration data items. The weights were obtained by adjusting the weight derived above for persons on questionnaires selected for coding by the reciprocal of the ED coding rate and a ratio adjustment to ensure that the sum of the weights and the complete count total population figure would agree.

The ratio estimation procedure for

housing units was essentially the same as that for persons. The major difference was that the occupied housing unit ratio estimation procedure was done in two stages and the vacant housing unit ratio estimation procedure was done in one stage. The first stage for occupied housing units employed 16 household-type categories and the second stage could potentially use 190 tenure-race-Spanish origin-value/rent groups. For vacant housing units, three groups were utilized. The stages for the ratio estimation for housing units were as follows:

### OCCUPIED HOUSING UNITS

#### Stage I—Type of Household

| <i>Group</i> | <i>Housing Units With a Family With Own Children Under 18</i>       |
|--------------|---|
| 1            | 2 persons in housing unit   |
| 2            | 3 persons in housing unit   |
| 3            | 4 persons in housing unit   |
| 4            | 5 to 7 persons in housing unit                                      |
| 5            | 8 or more persons in housing unit                                   |
|              | <i>Housing Units With a Family Without Own Children Under 18</i>    |
| 6-10         | 2 persons in housing unit through 8 or more persons in housing unit |
|              | <i>All Other Housing Units</i>                                      |
| 11           | 1 person in housing unit  |
| 12-16        | 2 persons in housing unit through 8 or more persons in housing unit |

#### Stage II—Tenure/Race and Origin of Householder/Value or Rent

| <i>Group</i> | <i>Owner</i>                                   |
|--------------|--|
|              | <i>White Race (householder)</i>                |
|              | <i>Persons of Spanish Origin (householder)</i> |
|              | <i>Value of House</i>                          |
| 1            | \$0 to \$9,999                                 |
| 2            | \$10,000 to \$19,999                           |
| 3            | \$20,000 to \$24,999                           |
| 4            | \$25,000 to \$49,999                           |
| 5            | \$50,000 to \$99,999                           |
| 6            | \$100,000 to \$149,999                         |
| 7            | \$150,000+                                     |
| 8            | Other Owners                                   |
|              | <i>Persons Not of Spanish Origin</i>           |

9-16 Same value categories as groups 1 to 8

*Black Race*

17-32 Same value—Spanish origin categories as groups 1 to 16

*Asian, Pacific Islander Race*

33-48 Same value—Spanish origin categories as groups 1 to 16

*American Indian, Eskimo, or Aleut Race*

49-64 Same value—Spanish origin categories as groups 1 to 16

*Other Race (includes those races not listed above)*

65-80 Same value—Spanish origin categories as groups 1 to 16

*Renter*

*White Race*

*Persons of Spanish Origin*

*Rent Categories*

- 81 \$1 to \$59
- 82 \$60 to \$99
- 83 \$100 to \$149
- 84 \$150 to \$199
- 85 \$200 to \$249
- 86 \$250 to \$299
- 87 \$300 to \$399
- 88 \$400 to \$499
- 89 \$500+
- 90 Other Renter
- 91 No Cash Rent

*Persons not of Spanish origin*

92-102 Same rent categories as groups 81 to 91

*Black Race*

103-124 Same rent—Spanish origin categories as groups 81 to 102

*Asian, Pacific Islander Race*

125-146 Same rent—Spanish origin categories as groups 81 to 102

*American Indian, Eskimo, or Aleut Race*

147-168 Same rent—Spanish origin categories as groups 81 to 102

*Other Race (includes those races not listed above)*

169-190 Same rent—Spanish origin categories as groups 81 to 102

VACANT HOUSING UNITS

*Group*

- 1 *Vacant for Rent*
- 2 *Vacant for Sale*
- 3 *Other Vacant*

The estimates produced by this procedure realize some of the gains in sampling efficiency that would have resulted if the population had been stratified into the ratio estimation groups before sampling, and the sampling rate had been applied independently to each group. The net effect is a reduction in both the standard error and the possible bias of most estimated characteristics to levels below what would have resulted from simply using the initial (unadjusted) weight. A by-product of this estimation procedure is that the estimates from the sample will, for the most part, be consistent with the complete-count figures for the population and housing unit groups used in the estimation procedure.

CONTROL OF NONSAMPLING ERROR

As mentioned above, nonsampling error is present in both sample and complete count data. If left unchecked, this error could introduce serious bias into the data, the variability of which could increase dramatically over that which would result purely from sampling. While it is impossible to completely eliminate nonsampling error from an operation as large and complex as the 1980 census, the Bureau of the Census attempted to control the sources of such error during the collection and processing operations. The primary sources of nonsampling error and the programs instituted for control of this error are described below. The success of these programs, however, was contingent upon how well the instructions were actually carried out during the census. To the extent possible, both the effects of these programs and the amount of error remaining after their application will be evaluated.

**Undercoverage**—It is possible for some persons or housing units to be entirely missed by the census. This undercoverage of persons and housing units can introduce biases into the data. Several extensive programs were developed to focus on this important problem.

- The Postal Service reviewed mailing lists and reported housing unit addresses which were missing, undeliverable, or duplicated in the listings.
- The purchased commercial mailing list was updated and corrected by a complete field review of the list of housing units during a precensus operation.
- A record check was performed to reduce the undercoverage of individual persons in selected areas. Independent lists of persons, such as driver's license holders, were matched with the household rosters in the census listings. Persons not matched to the census rosters were followed up and added to the census counts if they were found to have been missed.
- A recheck of units initially classified as vacant or nonexistent was utilized to further reduce the undercoverage of persons.

More extensive discussions of programs developed to reduce undercoverage will be published as the analyses of those programs are completed.

**Respondent and Enumerator Error**—The person answering the questionnaire or responding to the questions posed by an enumerator could serve as a source of error by offering incorrect or incomplete information. To reduce this source of error, questions were phrased as clearly as possible based on precensus tests and detailed instructions for completing the questionnaire were provided to each household. In addition, respondents' answers were edited for completeness and consistency and followed up as necessary. For example, if the source of water item was incomplete for a housing unit, long-form field edit procedures would recognize the situation, and a followup attempt to obtain the information would be made.

The enumerator may misinterpret or otherwise incorrectly record information given by a respondent; may fail to collect some of the information for a person or household; or may collect sample data for



households that were not designated as part of the sample. To control these problems, the work of enumerators was carefully monitored. Field staff were prepared for their tasks by using standardized training packages which included experience in using census materials. A sample of the households interviewed by enumerators for nonresponse was reinterviewed to control for the possibility of data for fabricated persons being submitted by enumerators. Also, the estimation procedure was designed to control for biases that would result from the collection of data from households not designated for the sample.

**Processing Error**—The many phases of processing the census represent potential sources for the introduction of nonsampling error. The processing of the census questionnaires includes the field editing, followup, and transmittal of completed questionnaires; the manual coding of write-in responses; and the electronic data processing. The various field, coding and computer operations undergo a number of quality control checks to insure their accurate application.

**Nonresponse**—Nonresponse to particular questions on the census questionnaire allows for the introduction of bias into the data, since the characteristics of the nonrespondents have not been observed and may differ from those reported by respondents. As a result, any allocation procedure using respondent data may not completely reflect this difference either at the element level (individual person or housing unit) or on the average. Some protection against the introduction of large biases is afforded by minimizing

nonresponse. In the census, nonresponse was substantially reduced during the field operations by the various edit and follow-up operations aimed at obtaining a response for every question. Characteristics for the nonresponses remaining after this operation were allocated by the computer using reported data for a person or housing unit with similar characteristics. The allocation procedure is described below.

### EDITING OF UNACCEPTABLE DATA

The objective of the processing operation is to produce a set of statistics that describes the nation's housing as accurately and clearly as possible. To meet this objective, certain unacceptable entries were edited.

In the field, questionnaires were reviewed for omissions and certain inconsistencies by a census clerk or an enumerator and, if necessary, a followup was made to obtain missing information. In addition, a similar review of questionnaires was done in the central processing offices. As a rule, however, editing was performed by hand only when it could not be done effectively by machine.

As one of the first steps in computerized editing, the configuration of marks on the questionnaire was scanned electronically to determine whether it contained information for a person or housing unit or merely spurious marks. If any characteristic for a housing unit was still missing when the questionnaires reached the central processing offices, it was supplied by allocation. Allocation, or assignments of acceptable codes in place of unacceptable entries, were

needed most often when an entry for a given item was lacking or when the information reported for a particular item was inconsistent with another item for the same housing unit. As in previous censuses, allocations or the assignment of acceptable entries were used to replace blanks or unacceptable entries. The allocation procedure was based on using information reported for another housing unit with characteristics similar to those of the housing unit for which allocation was necessary. For example, if the unit was reported as rented but the amount of rent was missing, the computer automatically assigned the rent that was reported for the preceding renter-occupied unit. The assignment of acceptable codes in place of blanks or unacceptable entries is designed to enhance the usefulness of the data.

Specific tolerances were established for the number of computer allocations that would be permitted. If the number of corrections was beyond tolerance, the questionnaires in which the errors occurred were clerically reviewed. If it was found that the errors resulted from damaged questionnaires, from improper microfilming, from faulty reading by FOSDIC of undamaged questionnaires, or from other types of machine failure, the questionnaires were reprocessed.

### ALLOCATION TABLES

The extent of allocations for nonresponses and inconsistencies for individual subject items is given for SMSA's and places in the 1980 Census of Population PC80-1-B and PC80-1-C reports and in the 1980 Census of Housing HC80-1-A and HC80-1-B reports.

Table A. Unadjusted Standard Errors for Estimated Totals

[Based on a 1-in-6 simple random sample]

| Estimated Total <sup>1/</sup> | Size of publication area <sup>2/</sup> |       |       |       |        |        |        |         |         |         |           |           |            |            |
|-------------------------------|--|-------|-------|-------|--------|--------|--------|---------|---------|---------|-----------|-----------|------------|------------|
|                               | 500                                    | 1 000 | 2 500 | 5 000 | 10 000 | 25 000 | 50 000 | 100 000 | 250 000 | 500 000 | 1 000 000 | 5 000 000 | 10 000 000 | 25 000 000 |
| 50.....                       | 16                                     | 16    | 16    | 16    | 16     | 16     | 16     | 16      | 16      | 16      | 16        | 16        | 16         | 16         |
| 100.....                      | 20                                     | 21    | 22    | 22    | 22     | 22     | 22     | 22      | 22      | 22      | 22        | 22        | 22         | 22         |
| 250.....                      | 25                                     | 30    | 35    | 35    | 35     | 35     | 35     | 35      | 35      | 35      | 35        | 35        | 35         | 35         |
| 500.....                      | -                                      | 35    | 45    | 45    | 50     | 50     | 50     | 50      | 50      | 50      | 50        | 50        | 50         | 50         |
| 1 000.....                    | -                                      | -     | 55    | 65    | 65     | 70     | 70     | 70      | 70      | 70      | 70        | 70        | 70         | 70         |
| 2 500.....                    | -                                      | -     | -     | 80    | 95     | 110    | 110    | 110     | 110     | 110     | 110       | 110       | 110        | 110        |
| 5 000.....                    | -                                      | -     | -     | -     | 110    | 140    | 150    | 150     | 160     | 160     | 160       | 160       | 160        | 160        |
| 10 000.....                   | -                                      | -     | -     | -     | -      | 170    | 200    | 210     | 220     | 220     | 220       | 220       | 220        | 220        |
| 15 000.....                   | -                                      | -     | -     | -     | -      | 170    | 230    | 250     | 270     | 270     | 270       | 270       | 270        | 270        |
| 25 000.....                   | -                                      | -     | -     | -     | -      | -      | 250    | 310     | 340     | 350     | 350       | 350       | 350        | 350        |
| 75 000.....                   | -                                      | -     | -     | -     | -      | -      | -      | 310     | 510     | 570     | 590       | 610       | 610        | 610        |
| 100 000.....                  | -                                      | -     | -     | -     | -      | -      | -      | -       | 550     | 630     | 670       | 700       | 700        | 710        |
| 250 000.....                  | -                                      | -     | -     | -     | -      | -      | -      | -       | -       | 790     | 970       | 1 090     | 1 100      | 1 100      |
| 500 000.....                  | -                                      | -     | -     | -     | -      | -      | -      | -       | -       | -       | 1 120     | 1 500     | 1 540      | 1 570      |
| 1 000 000.....                | -                                      | -     | -     | -     | -      | -      | -      | -       | -       | -       | -         | 2 000     | 2 120      | 2 190      |
| 5 000 000.....                | -                                      | -     | -     | -     | -      | -      | -      | -       | -       | -       | -         | -         | 3 540      | 4 470      |
| 10 000 000.....               | -                                      | -     | -     | -     | -      | -      | -      | -       | -       | -       | -         | -         | -          | 5 480      |

<sup>1/</sup> For estimated totals larger than 10 000 000, the standard error is somewhat larger than the table values. The formula given below should be used to calculate the standard error.

$$Se(\hat{Y}) = \sqrt{5\hat{Y}(1-\frac{\hat{Y}}{N})}$$

N = Size of area

$\hat{Y}$  = Estimate of characteristic total

<sup>2/</sup> The total count of housing units in the area.

Table B. Unadjusted Standard Error in Percentage Points for Estimated Percentages

[Based on a 1-in-6 simple random sample]

| Estimated Percentage | Base of percentage <sup>1/</sup> |     |       |       |       |       |       |        |        |        |         |         |         |
|----------------------|----------------------------------|-----|-------|-------|-------|-------|-------|--------|--------|--------|---------|---------|---------|
|                      | 500                              | 750 | 1 000 | 1 500 | 2 500 | 5 000 | 7 500 | 10 000 | 25 000 | 50 000 | 100 000 | 250 000 | 500 000 |
| 2 or 98.....         | 1.4                              | 1.1 | 1.0   | 0.8   | 0.6   | 0.4   | 0.4   | 0.3    | 0.2    | 0.1    | 0.1     | 0.1     | 0.1     |
| 5 or 95.....         | 2.2                              | 1.8 | 1.5   | 1.3   | 1.0   | 0.7   | 0.6   | 0.5    | 0.3    | 0.2    | 0.2     | 0.1     | 0.1     |
| 10 or 90.....        | 3.0                              | 2.4 | 2.1   | 1.7   | 1.3   | 0.9   | 0.8   | 0.7    | 0.4    | 0.3    | 0.2     | 0.1     | 0.1     |
| 15 or 85.....        | 3.6                              | 2.9 | 2.5   | 2.1   | 1.6   | 1.1   | 0.9   | 0.8    | 0.5    | 0.4    | 0.3     | 0.2     | 0.1     |
| 20 or 80.....        | 4.0                              | 3.3 | 2.8   | 2.3   | 1.8   | 1.3   | 1.0   | 0.9    | 0.6    | 0.4    | 0.3     | 0.2     | 0.1     |
| 25 or 75.....        | 4.3                              | 3.5 | 3.1   | 2.5   | 1.9   | 1.4   | 1.1   | 1.0    | 0.6    | 0.4    | 0.3     | 0.2     | 0.1     |
| 30 or 70.....        | 4.6                              | 3.7 | 3.2   | 2.6   | 2.0   | 1.4   | 1.2   | 1.0    | 0.6    | 0.5    | 0.3     | 0.2     | 0.1     |
| 35 or 65.....        | 4.8                              | 3.9 | 3.4   | 2.8   | 2.1   | 1.5   | 1.2   | 1.1    | 0.7    | 0.5    | 0.3     | 0.2     | 0.2     |
| 50.....              | 5.0                              | 4.1 | 3.5   | 2.9   | 2.2   | 1.6   | 1.3   | 1.1    | 0.7    | 0.5    | 0.4     | 0.2     | 0.2     |

<sup>1/</sup> For a percentage and/or base of percentage not shown in the table, the formula given below may be used to calculate the standard error.

$$Se(\hat{p}) = \sqrt{\frac{5}{B}\hat{p}(100-\hat{p})}$$

B = Base of estimated percentage

$\hat{p}$  = Estimated percentage



Table C. Standard Error Adjustment Factors

(Percent of persons or housing units in sample)

| Characteristic   | Less than<br>19 Percent | 19 to 33<br>Percent | More than<br>33 Percent |
|--|-------------------------|---------------------|-------------------------|
| Occupancy and vacancy status.....  | 1.1                     | 0.9                 | 0.5                     |
| Tenure.....  | 1.1                     | 1.0                 | 0.6                     |
| Units in structure.....  | 1.1                     | 0.8                 | 0.5                     |
| Stories in structure.....  | 1.0                     | 0.4                 | 0.4                     |
| Passenger elevator.....  | 0.9                     | 0.5                 | 0.5                     |
| Source of water.....   | 1.0                     | 0.9                 | 0.5                     |
| Sewage disposal.....   | 1.1                     | 0.9                 | 0.6                     |
| Year structure built.....  | 1.0                     | 0.9                 | 0.5                     |
| Year householder moved into<br>housing unit.....   | 1.1                     | 0.9                 | 0.5                     |
| Heating equipment and fuel.....  | 1.1                     | 0.9                 | 0.5                     |
| Kitchen facilities.....  | 1.1                     | 0.9                 | 0.5                     |
| Number of bedrooms or<br>bathrooms.....  | 1.1                     | 0.9                 | 0.5                     |
| Telephone in housing unit.....   | 1.1                     | 0.9                 | 0.5                     |
| Air conditioning.....  | 1.1                     | 1.0                 | 0.5                     |
| Vehicles available.....  | 1.1                     | 0.9                 | 0.5                     |
| Gross rent.....  | 1.1                     | 1.0                 | 0.5                     |
| Mortgage status and selected<br>monthly owner costs.....                                     | 1.0                     | 0.9                 | 0.5                     |
| Income.....  | 1.1                     | 0.9                 | 0.5                     |
| Poverty status.....  | 1.1                     | 0.8                 | 0.5                     |
| Complete plumbing facilities<br>for exclusive use with 1.01<br>persons per room or more..... | 1.1                     | 0.8                 | 0.5                     |
| Value.....   | 1.0                     | 1.0                 | 0.5                     |

Table D. **Percent of Housing Units in Sample: 1980**

[For meaning of symbols, see Introduction. For definitions of terms, see appendixes A and B]

**The SMSA  
Places of 50,000 or More and  
Central Cities of SMSA's**

**The SMSA -----  
PLACES OF 50,000 OR MORE AND CENTRAL  
CITIES OF SMSA's**

East Orange city -----  
Elizabeth city -----  
Irvington town -----  
Newark city -----

| Housing units        |                      |
|----------------------|----------------------|
| 100-percent<br>count | Percent in<br>sample |
| 707 831              | 15.1                 |
| 31 081               | 13.3                 |
| 40 613               | 15.6                 |
| 25 527               | 14.1                 |
| 121 387              | 12.2                 |





## Appendix E.—Facsimiles of Respondent Instructions and Questionnaire Pages

### INSTRUCTIONS FOR QUESTIONS 1 THROUGH 10

1. List in question 1 (on page 1), the names of all the people who usually live here. Then turn to pages 2 and 3 where there are columns to list up to seven persons. In the first column print the name of one of the household members in whose name this home is owned or rented. If no household member owns or rents the living quarters, list in the first column any adult household member who is not a roomer, boarder, or paid employee. Print the names of the other household members, if any, in the columns which follow, using question 1 as a checklist.
2. Fill a circle to show how each person is related to the person in column 1.  
  
A stepchild or legally adopted child of the person in column 1 should be marked **Son/daughter**. Foster children or wards living in the household should be marked **Roomer, boarder**.
3. Be sure to fill a circle for the sex of each person.
4. Fill the circle for the category with which the person most closely identifies. If you fill the **Indian (American)** or **Other** circle, be sure to print the name of the specific Indian tribe or specific group.
5. Enter age at last birthday in the space provided (enter "0" for babies less than one year old). Also enter month and year of birth, and fill the appropriate circles. For an illustration of how to complete question 5, see the example on pages 4 and 5. If age or month or year of birth is not known, give your best estimate.
6. If the person's only marriage was annulled, mark **Never married**.
7. A person is of Spanish/Hispanic origin or descent if the person identifies his or her ancestry with one of the listed groups, that is, Mexican, Puerto Rican, etc. Origin or descent (ancestry) may be viewed as the nationality group, the lineage, or country in which the person or the person's parents or ancestors were born.
8. Do not count enrollment in a trade or business school, company training, or tutoring unless the course would be accepted for credit at a regular elementary school, high school, or college. A *public* school is any school or college which is controlled and supported primarily by a local, county, State, or Federal Government.
9. Fill only one circle. Mark the highest grade *ever* attended even if the person did not finish it. If the person is still in school, mark the grade in which now enrolled. Schooling received in foreign or ungraded schools should be reported as the equivalent grade or year in the regular American school system. If uncertain whether a Head Start program is for nursery school or kindergarten, mark the circle for Nursery school.

If the person skipped or repeated grades, mark the highest grade ever attended regardless of how long it took to get there. Persons who did not attend any college but who completed high school by finishing the 12th grade or by passing an equivalency test, such as the

General Educational Development (GED) examination, should fill the circle for the 12th grade.

10. Mark **Finished** this grade (or year) only if the person finished the *entire* grade or year marked in question 9 or if the highest grade was completed by passing a high school equivalency test.

### INSTRUCTIONS FOR QUESTIONS H4 THROUGH H12

- H4. Mark only one circle. *This address* means the house or building number where your living quarters are located.
- H5. Mark the second circle only if you *must* go through someone else's living quarters to get to your own.
- H6. Consider that you have hot water *even* if you have it only part of the time.  
  
Mark **Yes, but also used by another household** if someone else who lives in the same building, but is not a member of your household, also uses the facilities. Mark this circle also if the occupants of living quarters now vacant would also use the facilities in your living quarters.
- H7. Count only whole rooms used for living purposes, such as living rooms, dining rooms, kitchens, bedrooms, finished recreation rooms, family rooms, etc. Do not count bathrooms, kitchenettes, strip or pullman kitchens, utility rooms, or unfinished attics, unfinished basements, or other space used for storage.
- H8. Mark **Owned** or **being bought** if the living quarters are owned outright or are mortgaged. Also mark **Owned** or **being bought** if the living quarters are owned but the land is rented.

Mark **Rented** for **cash rent** if any money rent is paid. Rent may be paid by persons who are not members of your household.

**Occupied without payment of cash rent** includes, for example, a parsonage, military housing, a house or apartment provided free of rent by the owner, or a house or apartment occupied by a janitor or caretaker in exchange for services.

- H9. A *condominium* is housing in which the apartments or houses in a development are individually owned, but the common areas, such as lobbies, halls, etc., are jointly owned. The person owning a condominium very likely has a mortgage on the particular unit.
- H10b. A *commercial establishment* is easily recognized from the outside, for example, a grocery store or barber shop. A *medical office* is a doctor's or dentist's office regularly visited by patients.
- H11. Include the value of the house, the land it is on, and any other structures on the same property. If the house is owned but the land is rented, estimate the combined value of the house and the



land. If this is a condominium unit, enter the estimated value for your living quarters and your share of the common elements.

H12. Report the rent agreed to or contracted for, even if the rent is unpaid or paid by someone else.

If rent is not paid by the month, change the rent to a monthly amount; end then fill the appropriate circle in question H12.

| If rent is paid: | Multiply rent by: |
|------------------|-------------------|
| By the day       | 30                |
| By the week      | 4                 |
| Every other week | 2                 |

| If rent is paid: | Divide rent by: |
|------------------|-----------------|
| 4 times a year   | 3               |
| 2 times a year   | 6               |
| Once a year      | 12              |

**INSTRUCTIONS FOR QUESTIONS H13 THROUGH H20**

H13. Mark only one circle.

*Detached* means there is open space on all sides, or the house is joined only to a shed or garage. *Attached* means that the house is joined to another house or building by at least one wall which goes from ground to roof.

Mark **A one-family house detached from any other house** when a mobile home or trailer has had one or more rooms added or built onto it; a porch or shed is not considered a room.

Count all occupied and vacant living quarters in the house or building, but not stores or office space.

H14a. Do not count unfinished basements or unfinished attics. However, a basement or attic with finished room(s) for living purposes should be counted as a story.

H15a. A *city or suburban* lot is usually located in a city, a community, or any built-up area outside a city or community, and is not larger than the house and yard. All living quarters in apartment buildings, including garden-type apartments in the city or suburbs, are considered on a city or suburban lot.

A *place* is a farm, ranch, or any other property, other than a city or suburban lot, on which this *residence* is located.

H16. If a well provides water for six or more houses or apartments, mark **A public system**. If a well provides water for five or fewer houses or apartments, mark one of the categories for *individual well*.

*Drilled wells*, or small diameter wells, are usually less than 1½ feet in diameter. *Dug wells* are generally hand dug and are wider.

H17. A *public sewer* is operated by a government body or a private organization. A *septic tank or cesspool* is an underground tank or pit used for disposal of sewage.

H19. The term *person in column 1* refers to the person listed in the first column on page 2. This person should be the household member (or one of the members) in whose name the house is owned or rented. If there is no such person, any adult household member can be the person in column 1. Mark when this person last moved into *this* house or apartment.

H20. This question refers to the type of *heating equipment* and not to the fuel used.

An *electric heat pump* is sometimes known as a reverse cycle

system. It may be centrally installed with ducts to the rooms or individual heat pumps in the rooms.

A *floor, wall, or pipeless furnace* delivers warm air to the room right above the furnace or to the room(s) on one or both sides of the wall in which the furnace is installed and does not have ducts leading to other rooms.

Any heater that you plug into an electric outlet should be counted as a *portable room heater*.

**INSTRUCTIONS FOR QUESTIONS H21 THROUGH H32**

H21. *Gas from underground pipes* is piped in from a central system such as one operated by a public utility company or a municipal government. *Bottled, tank, or LP gas* is stored in tanks which are refilled or exchanged when empty. *Other fuel* includes any fuel not separately listed, for example, purchased steam, fuel briquettes, waste material, etc.

H22. If your living quarters are rented, enter the costs for utilities and fuels only if you pay for them in addition to the rent entered in H12. If already included in rent, fill the appropriate circle.

The amounts to be reported should be for the past 12 months, that is, for electricity and gas, the monthly *average* for the past 12 months; for water and other fuels, the *total* amount for the past 12 months.

Estimate as closely as possible when exact costs are not known.

Report amounts even if your bills are unpaid or paid by someone else. If the bills include utilities or fuel used also by another apartment or a business establishment, estimate the amounts for your own living quarters. If gas and electricity are billed together, enter the combined amount on the electricity line and bracket ( { ) the two utilities.

H23. The kitchen sink, stove, and refrigerator must be located in the building but do *not* have to be in the same room. Portable cooking equipment is not considered as a range or cook stove.

H26. Answer *Yes only* if the telephone is located *in* your living quarters.

H27. Count only equipment used to cool the air by means of a refrigeration unit.

H28—H29. Count company cars (including police cars and taxicabs) and company trucks that are regularly kept at home and used by household members. Do *not* count cars or trucks permanently out of working order.

H30—H32. *Do not answer these questions if you live in a cooperative, regardless of the number of units in the structure.*

H30. Report taxes for all taxing jurisdictions even if they are included in mortgage payment, not paid yet, paid by someone else, or are delinquent.

H31. When premiums are paid on other than a yearly basis, convert to a yearly basis and enter the yearly amount, even if no payment was made during the past 12 months.

H32a. The word "mortgage" is used as a general term to indicate all types of loans which are secured by real estate.

- b. A second or junior mortgage is also secured by real estate but has been made by the homeowner in addition to the first mortgage.
- c. Enter a monthly amount even if it is unpaid or paid by someone else. If the amount is paid on some other periodic basis, see instructions for H12 to change it to a monthly amount.

## INSTRUCTIONS FOR QUESTIONS 11 THROUGH 14

11. *For persons born in the United States:*  
Print the name of the State in which this person's mother was living when this person was born. For persons born in a hospital, do not give the State in which the hospital was located unless the hospital and the mother's home were in the same State or the location of the mother's home is not known. For example, if a person was born in a hospital in Washington, D.C., but the mother's home was in Virginia at the time of the person's birth, enter "Virginia."
- For persons born outside the United States:*  
Print the full name of the foreign country or Puerto Rico, Guam, etc., where the person was born. Use international boundaries as now recognized by the United States. Specify whether Northern Ireland or Ireland (Eire); East or West Germany; England, Scotland or Wales (*not* Great Britain or United Kingdom). Specify the particular island in the Caribbean, *not*, for example, West Indies.
12. This question is only for persons born in a foreign country. Fill the Yes, a naturalized citizen circle only if the person has completed the naturalization process and is now a citizen.
- If the person has entered the U.S. more than once, fill the circle for the year he or she came to stay permanently.
- 13a. Mark No, only speaks English if the person always speaks English at home; then skip to question 14.
- Mark Yes if the person speaks a language other than English at home. Do not mark Yes for a language spoken only at school or if speaking ability is limited to a few expressions or slang.
- b. Print the non-English language spoken at home. If this person speaks two or more non-English languages at home and cannot determine which is spoken most often, report the first language the person learned to speak.
- c. Fill the circle that best describes the person's ability to speak English.
- (1) The circle Very well should be filled for persons who have no difficulty speaking English.
- (2) The circle Well should be filled for persons who have only minor problems which do not seriously limit their ability to speak English.
- (3) The circle Not well should be filled for persons who are seriously limited in their ability to speak English.
- (4) The circle Not at all should be filled for persons who do not speak English at all.
14. Print the ancestry group with which the person identifies. Ancestry (or origin or descent) may be viewed as the nationality group, the lineage, or the country in which the person or the person's parents or ancestors were born before their arrival in the United States. Persons who are of more than one origin and who cannot identify with a single group should print their multiple ancestry (for example, German-Irish).

Be specific; for example, if ancestry is "Indian," specify whether American Indian, Asian Indian, or West Indian. Distinguish Cape Verdean from Portuguese, and French Canadian from Canadian.

A religious group should not be reported as a person's ancestry.

## INSTRUCTIONS FOR QUESTIONS 15 THROUGH 20

- 15a. Mark Yes, this house if this person lived in this same house or apartment on April 1, 1975, but moved away and came back between then and now. Mark No, different house if this person lived in the same building but in a different apartment (or in the same mobile home or trailer but on a different trailer site).
- b. If this person lived in a different house or apartment on April 1, 1975, give the location of this person's usual home at that time.
- Part (1) If the person was living in the United States on April 1, 1975, print the name of the State. If the person did *not* live in the United States on April 1, 1975, print the full name of the foreign country or Puerto Rico, Guam, etc.
- Part (2) If in Louisiana, print the parish name. If in Alaska, print the borough name. If in New York City — print the borough name if the county name is not known. If an independent city, leave blank.
- Part (3) If in Connecticut, Maine, Massachusetts, New Hampshire, Rhode Island or Vermont, print the name of the town rather than the name of the village or city, unless the name of the town is unknown.
- Part (4) Mark Yes if you know that the location is *now* inside the limits of a city, town, village or other incorporated place, even if it was not inside the limits on April 1, 1975.
- 17a. Mark Yes only if this person was on active duty in the U.S. Army, Navy, Air Force, Marine Corps, or Coast Guard. Mark No if the person was in the National Guard or the reserves.
- b. Mark Yes if the person was attending a college or university either full or part time and was enrolled for credit toward a degree. Mark No if the person was taking only non-credit courses or was attending a vocational or trade school, such as secretarial school.
- c. Mark Yes, full time if the person worked full time (35 hours or more per week). Mark Yes, part time if the person worked part time (less than 35 hours per week). Mark No if the person only did unpaid volunteer work, housework or yard work at own home, or if the only work done was as a resident of an institution.
- 18a. Mark Yes if this person was ever on active duty in the U.S. Army, Navy, Air Force, Marine Corps, or Coast Guard, even if the time served was short. For persons in the National Guard or military reserve units, mark Yes *only* if the person was ever called to active duty; mark No if the only service was active duty for training.
- b. If this person served during more than one period, fill all circles which apply, even if service was for a short time.
19. The term "health condition" refers to any physical or mental problem which has lasted for 6 or more months. A serious problem with seeing, hearing, or speech should be considered a health condition. Pregnancy or a temporary health problem such as a broken bone that is expected to heal normally should *not* be considered a health condition.
20. Count all children born alive, including any who have died (even shortly after birth) or who no longer live with her.



INSTRUCTIONS FOR QUESTIONS 21 THROUGH 26

- 21. If the exact date of marriage is not known, give your best estimate.
- 22a. Mark **Yes** if the person worked, either full or part time, on any day of last week (Sunday through Saturday).

Count as work:

Work for someone else for wages, salary, piece rate, commission, tips, or payments "in kind" (for example, food, lodging received as payment for work performed).  
 Work in own business, professional practice, or farm.  
 Any work in a family business or farm, paid or not.  
 Any part-time work including babysitting, paper routes, etc.  
 Active duty in Armed Forces.

Do not count as work:

Housework or yard work at home.  
 Unpaid volunteer work.  
 Work done as a resident of an institution.

- b. Give the *actual* number of hours worked at *all jobs last week*, even if that was more or fewer hours than usually worked.
- 23. If the person worked at several locations, but reported to the same location each day to begin work, print where he or she reported. If the person did not report to the same location each day to begin work, print the words "various locations" for 23a, and give as much information as possible in the remainder of 23 to identify the area in which he or she worked *most* last week.

If the person's employer operates in more than one location (such as a grocery store chain or public school system), give the exact address of the location or branch where the person worked.

If the person worked in a foreign country or Puerto Rico, Guam, etc., print the name of the country in 23e and leave the other parts of 23 blank.

- 24a. Travel time is from door to door. Include time taken waiting for public transportation, picking up passengers in carpools, etc.
- b. Mark **Worked at home** for a person who works on a farm where he or she lives, or in an office or shop in the person's home.
- c. If the person was driven to work by someone who then drove back home or to a non-work destination, mark **Drive alone**.
- d. Do not include riders who rode to school or some other non-work destination.
- 25. If the person works only during certain seasons or on a day-to-day basis when work is available, mark **No**.
- 26a. Mark **Yes** if the person tried to get a job or to start a business or professional practice at any time in the last *four* weeks; for example, registered at an employment office, went to a job interview, placed or answered ads, or did anything toward starting a business or professional practice.
- b. Mark **No, already has a job** if the person was on layoff or was expecting to report to a job within 30 days.

Mark **No, temporarily ill** if the person expects to be able to work within 30 days

Mark **No, other reasons** if the person could not have taken a job because he or she was going to school, taking care of children, etc.

INSTRUCTIONS FOR QUESTIONS 27 THROUGH 29

- 27. Look at the instructions for 22a to see what to count as work. Mark **Never worked** if the person: (1) never worked at any kind of job or business, either full or part time, (2) never did any work, with or without pay, in a family business or farm *and* (3) never served in the Armed Forces.

- 28a. If the person worked for a company, business, or government agency, print the name of the company, not the name of the person's supervisor. If the person worked for an individual or a business that has no company name, print the name of the individual worked for. If the person worked in his or her own business, print "self-employed."

- b. Print two or more words to tell what the business, industry, or individual employer named in 28a does. If there is more than one activity, describe only the major activity *at the place where the person works*. Enter what is made, what is sold, or what service is given.

Some examples of what is needed to make an answer acceptable are shown on the census form and here.

Unacceptable

Acceptable

Furniture company

Metal furniture manufacturing

Grocery store

Wholesale grocery store

Oil company

Retail gas station

Ranch

Cattle ranch

- c. Mark **Manufacturing** if the factory, plant, mill, etc., mostly makes things, even if it also sells them.

Mark **Wholesale trade** if the business mostly sells things to stores or other companies.

Mark **Retail trade** if the business mostly sells things (not services) to individuals.

Mark **Other** if the main activity of the employer is not making or selling things. Some examples of **Other** are farming, construction, and services such as those provided by hotels, dry cleaners, repair shops, schools, and banks.

- 29a. Print two or more words to describe the kind of work the person does. If the person is a trainee, apprentice, or helper, include that in the description.

Some examples of what is needed to make an answer acceptable are shown on the census form and here.

Unacceptable

Acceptable

Clerk

Production clerk

Helper

Carpenter's helper

Mechanic

Auto engine mechanic

Nurse

Registered nurse

- b. Print the most important things that the person does on the job. Some examples are shown on the census form.

INSTRUCTIONS FOR QUESTIONS 30 THROUGH 33

30. If the person was an employee of a *private* nonprofit organization, such as a church, fill the first circle:

Mark Local government employee for a teacher working in an elementary or secondary public school.

- 31a. Look at the instructions for question 22a to see what to count as work.

b. Count every week in which the person did any work at all, even for an hour.

c. If the hours worked each week varied considerably, give the best estimate of the hours usually worked most weeks.

d. Count every week in which the person did not work at all, but spent any time looking for work or on layoff from a job. *Looking for work* means trying to get a job or start a business or professional practice; *layoff* includes either temporary or indefinite layoff.

32. Fill the Yes or No circle for each part and enter the appropriate amount. If income from any source was received jointly by household members, report if possible, the appropriate share for each person; otherwise, report the whole amount for only one person and mark No for the other person, unless the other person has additional income of the same type.

a. Include sick leave pay. Do not include reimbursement for business

expenses and pay "in kind," (for example, food, lodging received as payment for work performed).

b. Include net earnings (gross earnings minus business expenses) from a nonfarm business. If business lost money, write "Loss" above the amount.

c. Include net earnings (gross receipts minus operating expenses) from a farm. If farm lost money, write "Loss" above the amount.

d. Include interest and dividends credited to the person's account (for example, from savings accounts and stock shares), net royalties, and net income from rental property.

e. Include Social Security or Railroad Retirement payments to retired persons, to dependents of deceased insured workers and to disabled workers.

f. Include public assistance or welfare payments received from Federal, State, or local agencies. Do not include private welfare payments.

g. Include all other regular payments, such as government employee retirement, union or private pensions and annuities; unemployment benefits; worker's compensation; Armed Forces allotments; private welfare payments; regular contributions from persons not living in the household; etc.

Do not include lump-sum payments received from the sale of property (capital gains), insurance policies, inheritances, etc.

33. If no income was received in 1979, fill the None circle. If total income was a loss, write "Loss" above the amount.



Please fill out this  
official Census Form  
and mail it back on  
Census Day,  
Tuesday, April 1, 1980

# 1980 Census of the United States

If the address shown below has the wrong apartment identification, please write the correct apartment number or location here:

|    |    |    |    |    |    |
|----|----|----|----|----|----|
|    |    |    |    |    |    |
|    |    |    |    |    |    |
|    |    |    |    |    |    |
|    |    |    |    |    |    |
| DO | A1 | A2 | A4 | A5 | A6 |
| L  |    |    |    |    |    |
|    |    |    |    |    |    |

## Your answers are confidential

By law (title 13, U.S. Code), census employees are subject to fine and/or imprisonment for any disclosure of your answers. Only after 72 years does your information become available to other government agencies or the public. The same law requires that you answer the questions to the best of your knowledge.

## Para personas de habla hispana

(For Spanish-speaking persons):  
SI USTED DESEA UN CUESTIONARIO DEL CENSO EN ESPAÑOL llame a la oficina del censo. El número de teléfono se encuentra en el encasillado de la dirección.

O, si prefiere, marque esta casilla  y devuelva el cuestionario por correo en el sobre que se le incluye.

A message from the Director,  
Bureau of the Census . . .

We must, from time to time, take stock of ourselves as a people if our Nation is to meet successfully the many national and local challenges we face. This is the purpose of the 1980 census.

The essential need for a population census was recognized almost 200 years ago when our Constitution was written. As provided by article I, the first census was conducted in 1790 and one has been taken every 10 years since then.

The law under which the census is taken protects the confidentiality of your answers. For the next 72 years — or until April 1, 2052 — only sworn census workers have access to the individual records, and no one else may see them.

Your answers, when combined with the answers from other people, will provide the statistical figures needed by public and private groups, schools, business and industry, and Federal, State, and local governments across the country. These figures will help all sectors of American society understand how our population and housing are changing. In this way, we can deal more effectively with today's problems and work toward a better future for all of us.

The census is a vitally important national activity. Please do your part by filling out this census form accurately and completely. If you mail it back promptly in the enclosed postage-paid envelope, it will save the expense and inconvenience of a census taker having to visit you.

Thank you for your cooperation.

# How to fill out your Census Form

**See** the filled-out example in the yellow instruction guide. This guide will help with any problems you may have.

If you need more help, call the Census Office. The telephone number of the local office is shown at the bottom of the address box on the front cover.

**Use** a black pencil to answer the questions. Black pencil is better to use than ballpoint or other pens.

Fill circles "O" completely, like this ●

When you write in an answer, print or write clearly.

**Make** sure that answers are provided for everyone here.

See page 4 of the guide if a roomer or someone else in the household does not want to give you all the information for the form.

**Answer** the questions on pages 1 through 5, and then starting with pages 6 and 7, fill a pair of pages for each person in the household.

Check your answers. Then write your name, the date, and telephone number on page 20.

**Mail** back this form on Tuesday, April 1, or as soon afterward as you can. Use the enclosed envelope; no stamp is needed.

**Please** start by answering Question 1 below.

## Question 1

### List in Question 1

- Family members living here, including babies still in the hospital
- Relatives living here
- Lodgers or boarders living here
- Other persons living here
- College students who stay here while attending college, even if their parents live elsewhere
- Persons who usually live here but are temporarily away (including children in boarding school below the college level)
- Persons with a home elsewhere but who stay here most of the week while working

### Do Not List in Question 1

- Any person away from here in the Armed Forces.
- Any college student who stays somewhere else while attending college
- Any person who usually stays somewhere else most of the week while working there.
- Any person away from here in an institution such as a home for the aged or mental hospital.
- Any person staying or visiting here who has a usual home elsewhere

**1. What is the name of each person who was living here on Tuesday, April 1, 1980, or who was staying or visiting here and had no other home?**

---



---



---



---



---



---



---



---



---



---



---



---



---



---



---



---



---



---



---



---



---



---

**Note**

If everyone here is staying only temporarily and has a usual home elsewhere, please mark this box .

Then please

- answer the questions on pages 2 through 5 only, and
- enter the address of your usual home on page 20.

Please continue →



| Here are the QUESTIONS ↓   | These are the columns for ANSWERS →<br>Please fill one column for each person listed in Question 1. | PERSON in column 1   |                           | PERSON in column 2   |                           |
|--|---|--|---------------------------|--|---------------------------|
|  |   | Last name  | First name Middle initial | Last name  | First name Middle initial |
| 2. How is this person related to the person in column 1?<br><i>Fill one circle.</i><br><br><i>If "Other relative" of person in column 1, give exact relationship, such as mother-in-law, niece, grandson, etc.</i>                                   |   | <i>START in this column with the household member (or one of the members) in whose name the home is owned or rented. If there is no such person, start in this column with any adult household member.</i>   |                           | If relative of person in column 1:<br><input type="checkbox"/> Husband/wife <input type="checkbox"/> Father/mother<br><input type="checkbox"/> Son/daughter <input type="checkbox"/> Other relative<br><input type="checkbox"/> Brother/sister<br><hr/> If not related to person in column 1:<br><input type="checkbox"/> Roomer, boarder <input type="checkbox"/> Other nonrelative<br><input type="checkbox"/> Partner, roommate<br><input type="checkbox"/> Paid employee   |                           |
| 3. Sex <i>Fill one circle.</i>   |   | <input type="checkbox"/> Male <input checked="" type="checkbox"/> Female   |                           | <input type="checkbox"/> Male <input checked="" type="checkbox"/> Female   |                           |
| 4. Is this person —<br><i>Fill one circle.</i>   |   | <input type="checkbox"/> White <input type="checkbox"/> Asian Indian<br><input type="checkbox"/> Black or Negro <input type="checkbox"/> Hawaiian<br><input type="checkbox"/> Japanese <input type="checkbox"/> Guamanian<br><input type="checkbox"/> Chinese <input type="checkbox"/> Samoan<br><input type="checkbox"/> Filipino <input type="checkbox"/> Eskimo<br><input type="checkbox"/> Korean <input type="checkbox"/> Aleut<br><input type="checkbox"/> Vietnamese <input type="checkbox"/> Other — Specify<br><input type="checkbox"/> Indian (Amer.)<br>Print tribe → |                           | <input type="checkbox"/> White <input type="checkbox"/> Asian Indian<br><input type="checkbox"/> Black or Negro <input type="checkbox"/> Hawaiian<br><input type="checkbox"/> Japanese <input type="checkbox"/> Guamanian<br><input type="checkbox"/> Chinese <input type="checkbox"/> Samoan<br><input type="checkbox"/> Filipino <input type="checkbox"/> Eskimo<br><input type="checkbox"/> Korean <input type="checkbox"/> Aleut<br><input type="checkbox"/> Vietnamese <input type="checkbox"/> Other — Specify<br><input type="checkbox"/> Indian (Amer.)<br>Print tribe → |                           |
| 5. Age, and month and year of birth<br><i>a. Print age at last birthday.</i><br><i>b. Print month and fill one circle.</i><br><i>c. Print year in the spaces, and fill one circle below each number.</i>   |   | a. Age at last birthday: [ ]<br>b. Month of birth: [ ]<br>c. Year of birth: [ ] 1 ● 8 0 0<br>[ ] 9 1 1<br>[ ] 2 2<br>[ ] 3 3<br>[ ] 4 4<br>[ ] 5 5<br>[ ] 6 6<br>[ ] 7 7<br>[ ] 8 8<br>[ ] 9 9<br>Jan.—Mar.    7 7<br>Apr.—June    8 8<br>July—Sept.    9 9<br>Oct.—Dec.   |                           | a. Age at last birthday: [ ]<br>b. Month of birth: [ ]<br>c. Year of birth: [ ] 1 ● 8 0 0<br>[ ] 9 1 1<br>[ ] 2 2<br>[ ] 3 3<br>[ ] 4 4<br>[ ] 5 5<br>[ ] 6 6<br>[ ] 7 7<br>[ ] 8 8<br>[ ] 9 9<br>Jan.—Mar.    7 7<br>Apr.—June    8 8<br>July—Sept.    9 9<br>Oct.—Dec.   |                           |
| 6. Marital status<br><i>Fill one circle.</i>   |   | <input type="checkbox"/> Now married <input type="checkbox"/> Separated<br><input type="checkbox"/> Widowed <input type="checkbox"/> Never married<br><input type="checkbox"/> Divorced  |                           | <input type="checkbox"/> Now married <input type="checkbox"/> Separated<br><input type="checkbox"/> Widowed <input type="checkbox"/> Never married<br><input type="checkbox"/> Divorced  |                           |
| 7. Is this person of Spanish/Hispanic origin or descent?<br><i>Fill one circle.</i>  |   | <input type="checkbox"/> No (not Spanish/Hispanic)<br><input type="checkbox"/> Yes, Mexican, Mexican-Amer., Chicano<br><input type="checkbox"/> Yes, Puerto Rican<br><input checked="" type="checkbox"/> Yes, Cuban<br><input type="checkbox"/> Yes, other Spanish/Hispanic  |                           | <input type="checkbox"/> No (not Spanish/Hispanic)<br><input type="checkbox"/> Yes, Mexican, Mexican-Amer., Chicano<br><input type="checkbox"/> Yes, Puerto Rican<br><input checked="" type="checkbox"/> Yes, Cuban<br><input type="checkbox"/> Yes, other Spanish/Hispanic  |                           |
| 8. Since February 1, 1980, has this person attended regular school or college at any time? <i>Fill one circle. Count nursery school, kindergarten, elementary school, and schooling which leads to a high school diploma or college degree.</i>      |   | <input type="checkbox"/> No, has not attended since February 1<br><input type="checkbox"/> Yes, public school, public college<br><input type="checkbox"/> Yes, private, church-related<br><input type="checkbox"/> Yes, private, not church-related  |                           | <input type="checkbox"/> No, has not attended since February 1<br><input type="checkbox"/> Yes, public school, public college<br><input type="checkbox"/> Yes, private, church-related<br><input type="checkbox"/> Yes, private, not church-related  |                           |
| 9. What is the highest grade (or year) of regular school this person has ever attended?<br><i>Fill one circle.</i><br><br><i>If now attending school, mark grade person is in. If high school was finished by equivalency test (GED), mark "12."</i> |   | Highest grade attended:<br><input type="checkbox"/> Nursery school <input type="checkbox"/> Kindergarten<br>Elementary through high school (grade or year)<br>1 2 3 4 5 6 7 8 9 10 11 12<br><input type="checkbox"/> College (academic year) <input checked="" type="checkbox"/><br>1 2 3 4 5 6 7 8 or more<br><input type="checkbox"/> Never attended school — Skip question 10   |                           | Highest grade attended:<br><input type="checkbox"/> Nursery school <input type="checkbox"/> Kindergarten<br>Elementary through high school (grade or year)<br>1 2 3 4 5 6 7 8 9 10 11 12<br><input type="checkbox"/> College (academic year) <input checked="" type="checkbox"/><br>1 2 3 4 5 6 7 8 or more<br><input type="checkbox"/> Never attended school — Skip question 10   |                           |
| 10. Did this person finish the highest grade (or year) attended?<br><i>Fill one circle.</i>  |   | <input type="checkbox"/> Now attending this grade (or year)<br><input type="checkbox"/> Finished this grade (or year)<br><input type="checkbox"/> Did not finish this grade (or year)  |                           | <input type="checkbox"/> Now attending this grade (or year)<br><input type="checkbox"/> Finished this grade (or year)<br><input type="checkbox"/> Did not finish this grade (or year)  |                           |
|  |   | CENSUS USE ONLY    A. <input type="checkbox"/> I <input type="checkbox"/> N <input type="checkbox"/>   |                           | CENSUS USE ONLY    A. <input type="checkbox"/> I <input type="checkbox"/> N <input type="checkbox"/>   |                           |

**NOW PLEASE ANSWER QUESTIONS H1—H12 FOR YOUR HOUSEHOLD**

If you listed more than 7 persons in Question 1, please see note on page 20.

| PERSON in column 7   |   |
|--|---|
| Last name  | Middle initial                          |
| First name   |   |
| If relative of person in column 1:                           |   |
| <input type="radio"/> Husband/wife                           | <input type="radio"/> Father/mother     |
| <input type="radio"/> Son/daughter                           | <input type="radio"/> Other relative    |
| <input type="radio"/> Brother/sister                         |   |
| If not related to person in column 1:                        |   |
| <input type="radio"/> Roomer, boarder                        | <input type="radio"/> Other nonrelative |
| <input type="radio"/> Partner, roommate                      |   |
| <input type="radio"/> Paid employee                          |   |
| <input type="radio"/> Male                                   | <input type="radio"/> Female            |
| <input type="radio"/> White                                  | <input type="radio"/> Asian Indian      |
| <input type="radio"/> Black or Negro                         | <input type="radio"/> Hawaiian          |
| <input type="radio"/> Japanese                               | <input type="radio"/> Guamanian         |
| <input type="radio"/> Chinese                                | <input type="radio"/> Samoan            |
| <input type="radio"/> Filipino                               | <input type="radio"/> Eskimo            |
| <input type="radio"/> Korean                                 | <input type="radio"/> Aleut             |
| <input type="radio"/> Vietnamese                             | <input type="radio"/> Other — Specify   |
| <input type="radio"/> Indian (Amer.)                         |   |
| Print tribe →  |   |
| a. Age at last birthday                                      | c. Year of birth                        |
| b. Month of birth  | 1 8 0 0                                 |
|  | 9 1 1 1                                 |
|  | 2 2 2 2                                 |
|  | 3 3 3 3                                 |
|  | 4 4 4 4                                 |
|  | 5 5 5 5                                 |
| <input type="radio"/> Jan.—Mar.                              | 6 6 6 6                                 |
| <input type="radio"/> Apr.—June                              | 7 7 7 7                                 |
| <input type="radio"/> July—Sept.                             | 8 8 8 8                                 |
| <input type="radio"/> Oct.—Dec.                              | 9 9 9 9                                 |
| <input type="radio"/> Now married                            | <input type="radio"/> Separated         |
| <input type="radio"/> Widowed                                | <input type="radio"/> Never married     |
| <input type="radio"/> Divorced                               |   |
| <input type="radio"/> No (not Spanish/Hispanic)              |   |
| <input type="radio"/> Yes, Mexican, Mexican-Amer., Chicano   |   |
| <input type="radio"/> Yes, Puerto Rican                      |   |
| <input type="radio"/> Yes, Cuban                             |   |
| <input type="radio"/> Yes, other Spanish/Hispanic            |   |
| <input type="radio"/> No, has not attended since February 1  |   |
| <input type="radio"/> Yes, public school, public college     |   |
| <input type="radio"/> Yes, private, church-related           |   |
| <input type="radio"/> Yes, private, not church-related       |   |
| Highest grade attended:                                      |   |
| <input type="radio"/> Nursery school                         | <input type="radio"/> Kindergarten      |
| Elementary through high school (grade or year)               |   |
| 1 2 3 4 5 6 7 8 9 10 11 12                                   |   |
| College (academic year)                                      |   |
| 1 2 3 4 5 6 7 8 or more                                      |   |
| <input type="radio"/> Never attended school—Skip question 10 |   |
| <input type="radio"/> Now attending this grade (or year)     |   |
| <input type="radio"/> Finished this grade (or year)          |   |
| <input type="radio"/> Did not finish this grade (or year)    |   |
| CENSUS USE ONLY  |   |
| A. <input type="radio"/> I                                   | <input type="radio"/> N                 |

H1. Did you leave anyone out of Question 1 because you were not sure if the person should be listed — for example, a new baby still in the hospital, a lodger who also has another home, or a person who stays here once in a while and has no other home?

Yes — On page 20 give name(s) and reason left out.

No

H2. Did you list anyone in Question 1 who is away from home now — for example, on a vacation or in a hospital?

Yes — On page 20 give name(s) and reason person is away.

No

H3. Is anyone visiting here who is not already listed?

Yes — On page 20 give name of each visitor for whom there is no one at the home address to report the person to a census taker.

No

H4. How many living quarters, occupied and vacant, are at this address?

One

2 apartments or living quarters

3 apartments or living quarters

4 apartments or living quarters

5 apartments or living quarters

6 apartments or living quarters

7 apartments or living quarters

8 apartments or living quarters

9 apartments or living quarters

10 or more apartments or living quarters

This is a mobile home or trailer

H5. Do you enter your living quarters —

Directly from the outside or through a common or public hall?

Through someone else's living quarters?

H6. Do you have complete plumbing facilities in your living quarters, that is, hot and cold piped water, a flush toilet, and a bathtub or shower?

Yes, for this household only

Yes, but also used by another household

No, have some but not all plumbing facilities

No plumbing facilities in living quarters

H7. How many rooms do you have in your living quarters? Do not count bathrooms, porches, balconies, foyers, halls, or half-rooms.

1 room

2 rooms

3 rooms

4 rooms

5 rooms

6 rooms

7 rooms

8 rooms

9 or more rooms

H8. Are your living quarters —

Owned or being bought by you or by someone else in this household?

Rented for cash rent?

Occupied without payment of cash rent?

H9. Is this apartment (house) part of a condominium?

No

Yes, a condominium

H10. If this is a one-family house —

a. Is the house on a property of 10 or more acres?

Yes

No

b. Is any part of the property used as a commercial establishment or medical office?

Yes

No

H11. If you live in a one-family house or a condominium unit which you own or are buying —

What is the value of this property, that is, how much do you think this property (house and lot or condominium unit) would sell for if it were for sale?

Do not answer this question if this is —

- A mobile home or trailer
- A house on 10 or more acres
- A house with a commercial establishment or medical office on the property

Less than \$10,000

\$10,000 to \$14,999

\$15,000 to \$17,499

\$17,500 to \$19,999

\$20,000 to \$22,499

\$22,500 to \$24,999

\$25,000 to \$27,499

\$27,500 to \$29,999

\$30,000 to \$34,999

\$35,000 to \$39,999

\$40,000 to \$44,999

\$45,000 to \$49,999

\$50,000 to \$54,999

\$55,000 to \$59,999

\$60,000 to \$64,999

\$65,000 to \$69,999

\$70,000 to \$74,999

\$75,000 to \$79,999

\$80,000 to \$89,999

\$90,000 to \$99,999

\$100,000 to \$124,999

\$125,000 to \$149,999

\$150,000 to \$199,999

\$200,000 or more

H12. If you pay rent for your living quarters —

What is the monthly rent?

If rent is not paid by the month, see the instruction guide on how to figure a monthly rent.

Less than \$50

\$50 to \$59

\$60 to \$69

\$70 to \$79

\$80 to \$89

\$90 to \$99

\$100 to \$109

\$110 to \$119

\$120 to \$129

\$130 to \$139

\$140 to \$149

\$150 to \$159

\$160 to \$169

\$170 to \$179

\$180 to \$189

\$190 to \$199

\$200 to \$224

\$225 to \$249

\$250 to \$274

\$275 to \$299

\$300 to \$349

\$350 to \$399

\$400 to \$499

\$500 or more

FOR CENSUS USE ONLY

| A4. Block number | A6. Serial number | B. Type of unit or quarters                | For vacant units  | D. Months vacant                           | F. Total persons |
|------------------|-------------------|--|---|--|------------------|
|                  |                   | Occupied                                   | C1. Is this unit for —                                    | <input type="radio"/> Less than 1 month    |                  |
|                  |                   | <input type="radio"/> First form           | <input type="radio"/> Year round use                      | <input type="radio"/> 1 up to 2 months     |                  |
|                  |                   | <input type="radio"/> Continuation         | <input type="radio"/> Seasonal/Mig. — Skip C2, C3, and D. | <input type="radio"/> 2 up to 6 months     |                  |
|                  |                   | Vacant                                     | C2. Vacancy status  | <input type="radio"/> 6 up to 12 months    |                  |
|                  |                   | <input type="radio"/> Regular              | <input type="radio"/> For rent                            | <input type="radio"/> 1 year up to 2 years |                  |
|                  |                   | <input type="radio"/> Usual home elsewhere | <input type="radio"/> For sale only                       | <input type="radio"/> 2 or more years      |                  |
|                  |                   | Group quarters                             | <input type="radio"/> Rented or sold, not occupied        |  |                  |
|                  |                   | <input type="radio"/> First form           | <input type="radio"/> Held for occasional use             | E. Indicators                              |                  |
|                  |                   | <input type="radio"/> Continuation         | <input type="radio"/> Other vacant                        | 1. <input type="radio"/> Mail return       |                  |
|                  |                   |  | C3. Is this unit boarded up?                              | 2. <input type="radio"/> Pop./F            |                  |
|                  |                   |  | <input type="radio"/> Yes                                 | <input type="radio"/>                      |                  |
|                  |                   |  | <input type="radio"/> No                                  |  |                  |



|  |  |   |
|--|--|---|
| <p><b>H13. Which best describes this building?</b><br/> <i>Include all apartments, flats, etc., even if vacant.</i></p> <p>A mobile home or trailer<br/>         A one-family house detached from any other house<br/>         A one-family house attached to one or more houses<br/>         A building for 2 families<br/>         A building for 3 or 4 families<br/>         A building for 5 to 9 families<br/>         A building for 10 to 19 families<br/>         A building for 20 to 49 families<br/>         A building for 50 or more families<br/>         A boat, tent, van, etc.</p>   | <p><b>H21a. Which fuel is used most for house heating?</b></p> <p><input type="radio"/> Gas: from underground pipes serving the neighborhood<br/> <input type="radio"/> Gas: bottled, tank, or LP<br/> <input type="radio"/> Electricity<br/> <input type="radio"/> Fuel oil, kerosene, etc.</p> <p><input type="radio"/> Coal or coke<br/> <input type="radio"/> Wood<br/> <input type="radio"/> Other fuel<br/> <input type="radio"/> No fuel used</p> <p><b>b. Which fuel is used most for water heating?</b></p> <p><input type="radio"/> Gas: from underground pipes serving the neighborhood<br/> <input type="radio"/> Gas: bottled, tank, or LP<br/> <input type="radio"/> Electricity<br/> <input type="radio"/> Fuel oil, kerosene, etc.</p> <p><input type="radio"/> Coal or coke<br/> <input type="radio"/> Wood<br/> <input type="radio"/> Other fuel<br/> <input type="radio"/> No fuel used</p> | <p><b>CENSUS USE</b></p> <p><b>H22a.</b><br/> <input type="radio"/> <input type="radio"/> <input type="radio"/><br/> <input type="radio"/> <input type="radio"/> <input type="radio"/><br/> <input type="radio"/> <input type="radio"/> <input type="radio"/><br/> <input type="radio"/> <input type="radio"/> <input type="radio"/><br/> <input type="radio"/> <input type="radio"/> <input type="radio"/><br/> <input type="radio"/> <input type="radio"/> <input type="radio"/><br/> <input type="radio"/> <input type="radio"/> <input type="radio"/><br/> <input type="radio"/> <input type="radio"/> <input type="radio"/><br/> <input type="radio"/> <input type="radio"/> <input type="radio"/></p> |
| <p><b>H14a. How many stories (floors) are in this building?</b><br/> <i>Count an attic or basement as a story if it has any finished rooms for living purposes.</i></p> <p>1 to 3 — Skip to H15      7 to 12<br/>         4 to 6                              13 or more stories</p>   | <p><b>c. Which fuel is used most for cooking?</b></p> <p><input type="radio"/> Gas: from underground pipes serving the neighborhood<br/> <input type="radio"/> Gas: bottled, tank, or LP<br/> <input type="radio"/> Electricity<br/> <input type="radio"/> Fuel oil, kerosene, etc.</p> <p><input type="radio"/> Coal or coke<br/> <input type="radio"/> Wood<br/> <input type="radio"/> Other fuel<br/> <input type="radio"/> No fuel used</p>  | <p><b>H22b.</b><br/> <input type="radio"/> <input type="radio"/> <input type="radio"/><br/> <input type="radio"/> <input type="radio"/> <input type="radio"/><br/> <input type="radio"/> <input type="radio"/> <input type="radio"/><br/> <input type="radio"/> <input type="radio"/> <input type="radio"/><br/> <input type="radio"/> <input type="radio"/> <input type="radio"/><br/> <input type="radio"/> <input type="radio"/> <input type="radio"/><br/> <input type="radio"/> <input type="radio"/> <input type="radio"/><br/> <input type="radio"/> <input type="radio"/> <input type="radio"/><br/> <input type="radio"/> <input type="radio"/> <input type="radio"/></p>                          |
| <p><b>b. Is there a passenger elevator in this building?</b></p> <p>Yes                              No</p>  | <p><b>H22. What are the costs of utilities and fuels for your living quarters?</b></p> <p><b>a. Electricity</b></p> <p>\$ _____ .00 OR <input type="radio"/> Included in rent or no charge<br/> <i>Average monthly cost</i>      <input type="radio"/> Electricity not used</p>  | <p><b>H22c.</b><br/> <input type="radio"/> <input type="radio"/> <input type="radio"/><br/> <input type="radio"/> <input type="radio"/> <input type="radio"/><br/> <input type="radio"/> <input type="radio"/> <input type="radio"/><br/> <input type="radio"/> <input type="radio"/> <input type="radio"/><br/> <input type="radio"/> <input type="radio"/> <input type="radio"/><br/> <input type="radio"/> <input type="radio"/> <input type="radio"/><br/> <input type="radio"/> <input type="radio"/> <input type="radio"/><br/> <input type="radio"/> <input type="radio"/> <input type="radio"/></p>   |
| <p><b>H15a. Is this building —</b></p> <p>On a city or suburban lot, or on a place of less than 1 acre? — Skip to H16<br/>         On a place of 1 to 9 acres?<br/>         On a place of 10 or more acres?</p> <p><b>b. Last year, 1979, did sales of crops, livestock, and other farm products from this place amount to —</b></p> <p><input type="radio"/> Less than \$50 (or None)      <input type="radio"/> \$250 to \$599      <input type="radio"/> \$1,000 to \$2,499<br/> <input type="radio"/> \$50 to \$249      <input type="radio"/> \$600 to \$999      <input type="radio"/> \$2,500 or more</p>   | <p><b>b. Gas</b></p> <p>\$ _____ .00 OR <input type="radio"/> Included in rent or no charge<br/> <i>Average monthly cost</i>      <input type="radio"/> Gas not used</p> <p><b>c. Water</b></p> <p>\$ _____ .00 OR <input type="radio"/> Included in rent or no charge<br/> <i>Yearly cost</i>      <input type="radio"/> These fuels not used</p> <p><b>d. Oil, coal, kerosene, wood, etc.</b></p> <p>\$ _____ .00 OR <input type="radio"/> Included in rent or no charge<br/> <i>Yearly cost</i>      <input type="radio"/> These fuels not used</p>   | <p><b>H22d.</b><br/> <input type="radio"/> <input type="radio"/> <input type="radio"/><br/> <input type="radio"/> <input type="radio"/> <input type="radio"/><br/> <input type="radio"/> <input type="radio"/> <input type="radio"/><br/> <input type="radio"/> <input type="radio"/> <input type="radio"/><br/> <input type="radio"/> <input type="radio"/> <input type="radio"/><br/> <input type="radio"/> <input type="radio"/> <input type="radio"/><br/> <input type="radio"/> <input type="radio"/> <input type="radio"/><br/> <input type="radio"/> <input type="radio"/> <input type="radio"/><br/> <input type="radio"/> <input type="radio"/> <input type="radio"/></p>                          |
| <p><b>H16. Do you get water from —</b></p> <p><input type="radio"/> A public system (city water department, etc.) or private company?<br/> <input type="radio"/> An individual drilled well?<br/> <input type="radio"/> An individual dug well?<br/> <input type="radio"/> Some other source (a spring, creek, river, cistern, etc.)?</p>  | <p><b>H23. Do you have complete kitchen facilities? Complete kitchen facilities are a sink with piped water, a range or cookstove, and a refrigerator.</b></p> <p><input type="radio"/> Yes      <input type="radio"/> No</p>  | <p><b>H22e.</b><br/> <input type="radio"/> <input type="radio"/> <input type="radio"/><br/> <input type="radio"/> <input type="radio"/> <input type="radio"/><br/> <input type="radio"/> <input type="radio"/> <input type="radio"/><br/> <input type="radio"/> <input type="radio"/> <input type="radio"/><br/> <input type="radio"/> <input type="radio"/> <input type="radio"/><br/> <input type="radio"/> <input type="radio"/> <input type="radio"/><br/> <input type="radio"/> <input type="radio"/> <input type="radio"/><br/> <input type="radio"/> <input type="radio"/> <input type="radio"/><br/> <input type="radio"/> <input type="radio"/> <input type="radio"/></p>                          |
| <p><b>H17. Is this building connected to a public sewer?</b></p> <p>Yes, connected to public sewer<br/>         No, connected to septic tank or cesspool<br/>         No, use other means</p>  | <p><b>H24. How many bedrooms do you have?</b><br/> <i>Count rooms used mainly for sleeping even if used also for other purposes.</i></p> <p><input type="radio"/> No bedroom      <input type="radio"/> 2 bedrooms      <input type="radio"/> 4 bedrooms<br/> <input type="radio"/> 1 bedroom      <input type="radio"/> 3 bedrooms      <input type="radio"/> 5 or more bedrooms</p>  | <p><b>H22f.</b><br/> <input type="radio"/> <input type="radio"/> <input type="radio"/><br/> <input type="radio"/> <input type="radio"/> <input type="radio"/><br/> <input type="radio"/> <input type="radio"/> <input type="radio"/><br/> <input type="radio"/> <input type="radio"/> <input type="radio"/><br/> <input type="radio"/> <input type="radio"/> <input type="radio"/><br/> <input type="radio"/> <input type="radio"/> <input type="radio"/><br/> <input type="radio"/> <input type="radio"/> <input type="radio"/><br/> <input type="radio"/> <input type="radio"/> <input type="radio"/><br/> <input type="radio"/> <input type="radio"/> <input type="radio"/></p>                          |
| <p><b>H18. About when was this building originally built? Mark when the building was first constructed, not when it was remodeled, added to, or converted.</b></p> <p><input type="radio"/> 1979 or 1980      <input type="radio"/> 1960 to 1969      <input type="radio"/> 1940 to 1949<br/> <input type="radio"/> 1975 to 1978      <input type="radio"/> 1950 to 1959      <input type="radio"/> 1939 or earlier<br/> <input type="radio"/> 1970 to 1974      <input type="radio"/> 1970 to 1974</p>  | <p><b>H25. How many bathrooms do you have?</b><br/> <i>A complete bathroom is a room with flush toilet, bathtub or shower, and wash basin with piped water.</i><br/> <i>A half bathroom has at least a flush toilet or bathtub or shower, but does not have all the facilities for a complete bathroom.</i></p> <p><input type="radio"/> No bathroom, or only a half bathroom<br/> <input type="radio"/> 1 complete bathroom<br/> <input type="radio"/> 1 complete bathroom, plus half bath(s)<br/> <input type="radio"/> 2 or more complete bathrooms</p>   | <p><b>H22g.</b><br/> <input type="radio"/> <input type="radio"/> <input type="radio"/><br/> <input type="radio"/> <input type="radio"/> <input type="radio"/><br/> <input type="radio"/> <input type="radio"/> <input type="radio"/><br/> <input type="radio"/> <input type="radio"/> <input type="radio"/><br/> <input type="radio"/> <input type="radio"/> <input type="radio"/><br/> <input type="radio"/> <input type="radio"/> <input type="radio"/><br/> <input type="radio"/> <input type="radio"/> <input type="radio"/><br/> <input type="radio"/> <input type="radio"/> <input type="radio"/><br/> <input type="radio"/> <input type="radio"/> <input type="radio"/></p>                          |
| <p><b>H19. When did the person listed in column 1 move into this house (or apartment)?</b></p> <p>1979 or 1980      1950 to 1959<br/>         1975 to 1978      1949 or earlier<br/>         1970 to 1974      Always lived here<br/>         1960 to 1969</p>   | <p><b>H26. Do you have a telephone in your living quarters?</b></p> <p><input type="radio"/> Yes      <input type="radio"/> No</p>   | <p><b>H22h.</b><br/> <input type="radio"/> <input type="radio"/> <input type="radio"/><br/> <input type="radio"/> <input type="radio"/> <input type="radio"/><br/> <input type="radio"/> <input type="radio"/> <input type="radio"/><br/> <input type="radio"/> <input type="radio"/> <input type="radio"/><br/> <input type="radio"/> <input type="radio"/> <input type="radio"/><br/> <input type="radio"/> <input type="radio"/> <input type="radio"/><br/> <input type="radio"/> <input type="radio"/> <input type="radio"/><br/> <input type="radio"/> <input type="radio"/> <input type="radio"/><br/> <input type="radio"/> <input type="radio"/> <input type="radio"/></p>                          |
| <p><b>H20. How are your living quarters heated?</b><br/> <i>Fill one circle for the kind of heat used most.</i></p> <p>Steam or hot water system<br/>         Central warm-air furnace with ducts to the individual rooms<br/>         (Do not count electric heat pumps here)<br/>         Electric heat pump<br/>         Other built-in electric units (permanently installed in wall, ceiling, or baseboard)</p> <p><input type="radio"/> Floor, wall, or pipeless furnace<br/> <input type="radio"/> Room heaters with flue or vent, burning gas, oil, or kerosene<br/> <input type="radio"/> Room heaters without flue or vent, burning gas, oil, or kerosene (not portable)<br/> <input type="radio"/> Fireplaces, stoves, or portable room heaters of any kind<br/> <input type="radio"/> No heating equipment</p> | <p><b>H27. Do you have air conditioning?</b></p> <p><input type="radio"/> Yes, a central air-conditioning system<br/> <input type="radio"/> Yes, 1 individual room unit<br/> <input type="radio"/> Yes, 2 or more individual room units<br/> <input type="radio"/> No</p>  | <p><b>H22i.</b><br/> <input type="radio"/> <input type="radio"/> <input type="radio"/><br/> <input type="radio"/> <input type="radio"/> <input type="radio"/><br/> <input type="radio"/> <input type="radio"/> <input type="radio"/><br/> <input type="radio"/> <input type="radio"/> <input type="radio"/><br/> <input type="radio"/> <input type="radio"/> <input type="radio"/><br/> <input type="radio"/> <input type="radio"/> <input type="radio"/><br/> <input type="radio"/> <input type="radio"/> <input type="radio"/><br/> <input type="radio"/> <input type="radio"/> <input type="radio"/><br/> <input type="radio"/> <input type="radio"/> <input type="radio"/></p>                          |
| <p><b>H28. How many automobiles are kept at home for use by members of your household?</b></p> <p><input type="radio"/> None      <input type="radio"/> 2 automobiles<br/> <input type="radio"/> 1 automobile      <input type="radio"/> 3 or more automobiles</p>   | <p><b>H29. How many vans or trucks of one-ton capacity or less are kept at home for use by members of your household?</b></p> <p><input type="radio"/> None      <input type="radio"/> 2 vans or trucks<br/> <input type="radio"/> 1 van or truck      <input type="radio"/> 3 or more vans or trucks</p>  | <p><b>H22j.</b><br/> <input type="radio"/> <input type="radio"/> <input type="radio"/><br/> <input type="radio"/> <input type="radio"/> <input type="radio"/><br/> <input type="radio"/> <input type="radio"/> <input type="radio"/><br/> <input type="radio"/> <input type="radio"/> <input type="radio"/><br/> <input type="radio"/> <input type="radio"/> <input type="radio"/><br/> <input type="radio"/> <input type="radio"/> <input type="radio"/><br/> <input type="radio"/> <input type="radio"/> <input type="radio"/><br/> <input type="radio"/> <input type="radio"/> <input type="radio"/><br/> <input type="radio"/> <input type="radio"/> <input type="radio"/></p>                          |

FOR YOUR HOUSEHOLD

Please answer H30—H32 if you live in a one-family house which you own or are buying, unless this is —

- A mobile home or trailer . . . . .
- A house on 10 or more acres . . . . .
- A condominium unit . . . . .
- A house with a commercial establishment or medical office on the property . . . . .

If any of these, or if you rent your unit or this is a multi-family structure, skip H30 to H32 and turn to page 6.

H30. What were the real estate taxes on this property last year?

\$ \_\_\_\_\_ .00 OR  None

H31. What is the annual premium for fire and hazard insurance on this property?

\$ \_\_\_\_\_ .00 OR  None

H32a. Do you have a mortgage, deed of trust, contract to purchase, or similar debt on this property?

Yes, mortgage, deed of trust, or similar debt

Yes, contract to purchase

No — Skip to page 6

b. Do you have a second or junior mortgage on this property?

Yes  No

c. How much is your total regular monthly payment to the lender? Also include payments on a contract to purchase and to lenders holding second or junior mortgages on this property.

\$ \_\_\_\_\_ 00 OR  No regular payment required — Skip to page 6

d. Does your regular monthly payment (amount entered in H32c) include payments for real estate taxes on this property?

Yes, taxes included in payment

No, taxes paid separately or taxes not required

e. Does your regular monthly payment (amount entered in H32c) include payments for fire and hazard insurance on this property?

Yes, insurance included in payment

No, insurance paid separately or no insurance

Please turn to page 6

FOR CENSUS USE ONLY

|                        |  |  |   |  |  |   |  |  |
|------------------------|--|--|---|--|--|---|--|--|
| ①<br>S.S.<br>Yes<br>No | 2.<br>0<br>1<br>2<br>3<br>4<br>5<br>6<br>7<br>8<br>9 | 4.<br>0<br>1<br>2<br>3<br>4<br>5<br>6<br>7<br>8<br>9 | ②<br>S.S.<br>Yes<br>No                                | 2.<br>0<br>1<br>2<br>3<br>4<br>5<br>6<br>7<br>8<br>9   | 4.<br>0<br>1<br>2<br>3<br>4<br>5<br>6<br>7<br>8<br>9   | ③<br>S.S.<br>Yes<br>No                                  | 2.<br>0<br>1<br>2<br>3<br>4<br>5<br>6<br>7<br>8<br>9 | 4.<br>0<br>1<br>2<br>3<br>4<br>5<br>6<br>7<br>8<br>9 |
| ④<br>S.S.<br>Yes<br>No | 2.<br>0<br>1<br>2<br>3<br>4<br>5<br>6<br>7<br>8<br>9 | 4.<br>0<br>1<br>2<br>3<br>4<br>5<br>6<br>7<br>8<br>9 | ⑤<br>S.S.<br>Yes<br>No                                | 2.<br>0<br>1<br>2<br>3<br>4<br>5<br>6<br>7<br>8<br>9   | 4.<br>0<br>1<br>2<br>3<br>4<br>5<br>6<br>7<br>8<br>9   | ⑥<br>S.S.<br>Yes<br>No                                  | 2.<br>0<br>1<br>2<br>3<br>4<br>5<br>6<br>7<br>8<br>9 | 4.<br>0<br>1<br>2<br>3<br>4<br>5<br>6<br>7<br>8<br>9 |
| ⑦<br>S.S.<br>Yes<br>No | 2.<br>0<br>1<br>2<br>3<br>4<br>5<br>6<br>7<br>8<br>9 | 4.<br>0<br>1<br>2<br>3<br>4<br>5<br>6<br>7<br>8<br>9 | GQ.<br>0<br>1<br>2<br>3<br>4<br>5<br>6<br>7<br>8<br>9 | H30.<br>0<br>1<br>2<br>3<br>4<br>5<br>6<br>7<br>8<br>9 | H31.<br>0<br>1<br>2<br>3<br>4<br>5<br>6<br>7<br>8<br>9 | H32c.<br>0<br>1<br>2<br>3<br>4<br>5<br>6<br>7<br>8<br>9 |  |  |



Name of Person 1 on page 2:  
 Last name First name Middle initial

11. In what State or foreign country was this person born?  
 Print the State where this person's mother was living when this person was born. Do not give the location of the hospital unless the mother's home and the hospital were in the same State.

Name of State or foreign country; or Puerto Rico, Guam, etc.

12. If this person was born in a foreign country —  
 a. Is this person a naturalized citizen of the United States?  
 Yes, a naturalized citizen  
 No, not a citizen  
 Born abroad of American parents

b. When did this person come to the United States to stay?  
 1975 to 1980  1965 to 1969  1950 to 1959  
 1970 to 1974  1960 to 1964  Before 1950

13a. Does this person speak a language other than English at home?  
 Yes  No, only speaks English — Skip to 14

b. What is this language?  
 (For example — Chinese, Italian, Spanish, etc.)

c. How well does this person speak English?  
 Very well  Not well  
 Well  Not at all

14. What is this person's ancestry? If uncertain about how to report ancestry, see instruction guide.  
 (For example: Afro-Amer., English, French, German, Honduran, Hungarian, Irish, Italian, Jamaican, Korean, Lebanese, Mexican, Nigerian, Polish, Ukrainian, Venezuelan, etc.)

15a. Did this person live in this house five years ago (April 1, 1975)?  
 If in college or Armed Forces in April 1975, report place of residence there.  
 Born April 1975 or later — Turn to next page for next person  
 Yes, this house — Skip to 16  
 No, different house

b. Where did this person live five years ago (April 1, 1975)?  
 (1) State, foreign country, Puerto Rico, Guam, etc.:  
 (2) County:  
 (3) City, town, village, etc.:  
 (4) Inside the incorporated (legal) limits of that city, town, village, etc.?  
 Yes  No, in unincorporated area

16. When was this person born?  
 Born before April 1965 — Please go on with questions 17-33  
 Born April 1965 or later — Turn to next page for next person

17. In April 1975 (five years ago) was this person —  
 a. On active duty in the Armed Forces?  
 Yes  No

b. Attending college?  
 Yes  No

c. Working at a job or business?  
 Yes, full time  No  
 Yes, part time

18a. Is this person a veteran of active-duty military service in the Armed Forces of the United States?  
 If service was in National Guard or Reserves only, see instruction guide.  
 Yes  No — Skip to 19

b. Was active-duty military service during —  
 Fill a circle for each period in which this person served.  
 May 1975 or later  
 Vietnam era (August 1964—April 1975)  
 February 1955—July 1964  
 Korean conflict (June 1950—January 1955)  
 World War II (September 1940—July 1947)  
 World War I (April 1917—November 1918)  
 Any other time

19. Does this person have a physical, mental, or other health condition which has lasted for 6 or more months and which ...  
 a. Limits the kind or amount of work this person can do at a job? Yes No  
 b. Prevents this person from working at a job? Yes No  
 c. Limits or prevents this person from using public transportation? Yes No

20. If this person is a female — None 1 2 3 4 5 6  
 How many babies has she ever had, not counting stillbirths?  
 Do not count her stepchildren or children she has adopted.

21. If this person has ever been married —  
 a. Has this person been married more than once?  
 Once  More than once  
 b. Month and year of marriage? Month and year of first marriage?  
 (Month) (Year) (Month) (Year)  
 c. If married more than once — Did the first marriage end because of the death of the husband (or wife)?  
 Yes  No

22a. Did this person work at any time last week?  
 Yes — Fill this circle if this person worked full time or part time.  
 No — Fill this circle if this person did not work, or did only own housework, school work, or volunteer work.  
 (Count part-time work such as delivering papers, or helping without pay in a family business or farm. Also count active duty in the Armed Forces.)  
 Skip to 25

b. How many hours did this person work last week (at all jobs)?  
 Subtract any time off; add overtime or extra hours worked.  
 Hours

23. At what location did this person work last week?  
 If this person worked at more than one location, print where he or she worked most last week.  
 If one location cannot be specified, see instruction guide.

a. Address (Number and street)  
 If street address is not known, enter the building name, shopping center, or other physical location description.

b. Name of city, town, village, borough, etc.  
 c. Is the place of work inside the incorporated (legal) limits of that city, town, village, borough, etc.?  
 Yes  No, in unincorporated area

d. County  
 e. State f. ZIP Code

24a. Last week, how long did it usually take this person to get from home to work (one way)?  
 Minutes

b. How did this person usually get to work last week?  
 If this person used more than one method, give the one usually used for most of the distance.  
 Car  Taxicab  
 Truck  Motorcycle  
 Van  Bicycle  
 Bus or streetcar  Walked only  
 Railroad  Worked at home  
 Subway or elevated  Other — Specify

FOR CENSUS USE ONLY

| Per No. | 11    | 13b   | 14    | 15b.        | 23.         | VL    | 24a. |
|---------|-------|-------|-------|-------------|-------------|-------|------|
| 1       | 0 0 0 | 0 0 0 | 0 0 0 | 0 0 0 0 0 0 | 0 0 0 0 0 0 | 0 0 0 | 0 0  |
| 2       | 1 1 1 | 1 1 1 | 1 1 1 | 1 1 1 1 1 1 | 1 1 1 1 1 1 | 1 1 1 | 1 1  |
| 3       | 2 2 2 | 2 2 2 | 2 2 2 | 2 2 2 2 2 2 | 2 2 2 2 2 2 | 2 2 2 | 2 2  |
| 4       | 3 3 3 | 3 3 3 | 3 3 3 | 3 3 3 3 3 3 | 3 3 3 3 3 3 | 3 3 3 | 3 3  |
| 5       | 4 4 4 | 4 4 4 | 4 4 4 | 4 4 4 4 4 4 | 4 4 4 4 4 4 | 4 4 4 | 4 4  |
| 6       | 5 5 5 | 5 5 5 | 5 5 5 | 5 5 5 5 5 5 | 5 5 5 5 5 5 | 5 5 5 | 5 5  |
| 7       | 6 6 6 | 6 6 6 | 6 6 6 | 6 6 6 6 6 6 | 6 6 6 6 6 6 | 6 6 6 | 6 6  |
| 8       | 7 7 7 | 7 7 7 | 7 7 7 | 7 7 7 7 7 7 | 7 7 7 7 7 7 | 7 7 7 | 7 7  |
| 9       | 8 8 8 | 8 8 8 | 8 8 8 | 8 8 8 8 8 8 | 8 8 8 8 8 8 | 8 8 8 | 8 8  |
| 0       | 9 9 9 | 9 9 9 | 9 9 9 | 9 9 9 9 9 9 | 9 9 9 9 9 9 | 9 9 9 | 9 9  |

PERSON 1 ON PAGE 2

Page 7

|   |   |  |   |
|---|---|--|---|
| <p>c. When going to work <b>last week</b>, did this person usually —</p> <p><input type="radio"/> Drive alone — <i>Skip to 28</i>      <input type="radio"/> Drive others only</p> <p><input type="radio"/> Share driving                      <input type="radio"/> Ride as passenger only</p> <p>d. How many people, including this person, usually rode to work in the car, truck, or van <b>last week</b>?</p> <p><input type="radio"/> 2      <input checked="" type="radio"/> 4      <input type="radio"/> 6</p> <p><input type="radio"/> 3      <input type="radio"/> 5      <input checked="" type="radio"/> 7 or more</p> <p><i>After answering 24d, skip to 28.</i></p> | <p>CENSUS USE</p> <p>21b.</p> <p>I</p> <p>II</p> <p>III</p> <p>IV</p> | <p>31a. Last year (1979), did this person work, even for a few days, at a paid job or in a business or farm?</p> <p><input type="radio"/> Yes      <input checked="" type="radio"/> No — <i>Skip to 31d</i></p> <p>b. How many weeks did this person work in 1979?</p> <p><i>Count paid vacation, paid sick leave, and military service.</i></p> <p>_____ Weeks</p>  | <p>CENSUS USE ONLY</p> <p>31b.    31c.    31d.</p> <p><input type="radio"/> <input type="radio"/> <input type="radio"/></p> <p>I    I I    I I</p> <p>2    2 2    2 2</p> <p>3    3 3    3 3</p> <p>4    4 4    4 4</p> <p>5    5 5    5 5</p> <p>6    6 6    6 6</p> <p>7    7 7    7 7</p> <p>8    8 8    8 8</p> <p>9    9 9    9 9</p>  |
| <p>25. Was this person temporarily absent or on layoff from a job or business <b>last week</b>?</p> <p><input type="radio"/> Yes, on layoff</p> <p><input type="radio"/> Yes, on vacation, temporary illness, labor dispute, etc</p> <p><input type="radio"/> No</p>  |   | <p>c. During the weeks <b>worked</b> in 1979, how many hours did this person usually work each week?</p> <p>_____ Hours</p>  |   |
| <p>26a. Has this person been looking for work during the last 4 weeks?</p> <p><input type="radio"/> Yes      <input type="radio"/> No — <i>Skip to 27</i></p>   | <p>22b.</p> <p>I</p> <p>II</p> <p>III</p> <p>IV</p>                   | <p>d. Of the weeks <b>not worked</b> in 1979 (if any), how many weeks was this person looking for work or on layoff from a job?</p> <p>_____ Weeks</p>   | <p>32a.    32b.</p> <p><input type="radio"/> <input type="radio"/> <input type="radio"/> <input type="radio"/></p> <p>I    I I    I I I I</p> <p>2    2 2    2 2 2 2</p> <p>3    3 3 3    3 3 3 3</p> <p>4    4 4 4    4 4 4 4</p> <p>5    5 5 5    5 5 5 5</p> <p>6    6 6 6    6 6 6 6</p> <p>7    7 7 7    7 7 7 7</p> <p>8    8 8 8    8 8 8 8</p> <p>9    9 9 9    9 9 9 9</p> |
| <p>b. Could this person have taken a job <b>last week</b>?</p> <p><input type="radio"/> No, already has a job      <input checked="" type="radio"/></p> <p><input type="radio"/> No, temporarily ill</p> <p><input type="radio"/> No, other reasons (<i>in school, etc.</i>)</p> <p><input type="radio"/> Yes, could have taken a job      <input checked="" type="radio"/></p>   |   | <p>32. Income in 1979 —</p> <p><i>Fill circles and print dollar amounts.</i></p> <p><i>If net income was a loss, write "Loss" above the dollar amount.</i></p> <p><i>If exact amount is not known, give best estimate. For income received jointly by household members, see instruction guide.</i></p> <p>During 1979 did this person receive any income from the following sources?</p> <p><i>If "Yes" to any of the sources below — How much did this person receive for the entire year?</i></p> | <p>32c.    32d.</p> <p><input type="radio"/> <input type="radio"/> <input type="radio"/> <input type="radio"/></p> <p>I    I I    I I I I</p> <p>2    2 2    2 2 2 2</p> <p>3    3 3 3    3 3 3 3</p> <p>4    4 4 4    4 4 4 4</p> <p>5    5 5 5    5 5 5 5</p> <p>6    6 6 6    6 6 6 6</p> <p>7    7 7 7    7 7 7 7</p> <p>8    8 8 8    8 8 8 8</p> <p>9    9 9 9    9 9 9 9</p> |
| <p>27. When did this person last work, even for a few days?</p> <p><input type="radio"/> 1980      <input type="radio"/> 1978      <input type="radio"/> 1970 to 1974</p> <p><input type="radio"/> 1979      <input type="radio"/> 1975 to 1977      <input type="radio"/> 1969 or earlier</p> <p><i>Never worked</i> } <i>Skip to 31d</i></p>  | <p>28.</p> <p>A B C</p> <p>D E F</p> <p>G H J</p> <p>K L M</p>        | <p>a. Wages, salary, commissions, bonuses, or tips from all jobs . . . . <i>Report amount before deductions for taxes, bonds, dues, or other items.</i></p> <p><input type="radio"/> Yes → \$ _____ .00</p> <p><input type="radio"/> No                      <i>(Annual amount — Dollars)</i></p>  | <p>32e.    32f.</p> <p><input type="radio"/> <input type="radio"/> <input type="radio"/> <input type="radio"/></p> <p>I    I I    I I I I</p> <p>2    2 2    2 2 2 2</p> <p>3    3 3 3    3 3 3 3</p> <p>4    4 4 4    4 4 4 4</p> <p>5    5 5 5    5 5 5 5</p> <p>6    6 6 6    6 6 6 6</p> <p>7    7 7 7    7 7 7 7</p> <p>8    8 8 8    8 8 8 8</p> <p>9    9 9 9    9 9 9 9</p> |
| <p>28–30. Current or most recent job activity</p> <p><i>Describe clearly this person's chief job activity or business last week. If this person had more than one job, describe the one at which this person worked the most hours.</i></p> <p><i>If this person had no job or business last week, give information for last job or business since 1975.</i></p>  |   | <p>b. Own nonfarm business, partnership, or professional practice . . . . <i>Report net income after business expenses.</i></p> <p><input checked="" type="radio"/> Yes → \$ _____ .00</p> <p><input type="radio"/> No                      <i>(Annual amount — Dollars)</i></p>   | <p>32g.    33.</p> <p><input type="radio"/> <input type="radio"/> <input type="radio"/> <input type="radio"/></p> <p>I    I I    I I I I</p> <p>2    2 2    2 2 2 2</p> <p>3    3 3 3    3 3 3 3</p> <p>4    4 4 4    4 4 4 4</p> <p>5    5 5 5    5 5 5 5</p> <p>6    6 6 6    6 6 6 6</p> <p>7    7 7 7    7 7 7 7</p> <p>8    8 8 8    8 8 8 8</p> <p>9    9 9 9    9 9 9 9</p>  |
| <p>28. Industry</p> <p>a. For whom did this person work? <i>If now on active duty in the Armed Forces, print "AF" and skip to question 31.</i></p> <p>_____<br/><i>(Name of company, business, organization, or other employer)</i></p>   | <p>AF</p> <p>NW</p>   | <p>c. Own farm . . . . <i>Report net income after operating expenses. Include earnings as a tenant farmer or sharecropper.</i></p> <p><input type="radio"/> Yes → \$ _____ .00</p> <p><input type="radio"/> No                      <i>(Annual amount — Dollars)</i></p>   | <p>32h.    32i.</p> <p><input type="radio"/> <input type="radio"/> <input type="radio"/> <input type="radio"/></p> <p>I    I I    I I I I</p> <p>2    2 2    2 2 2 2</p> <p>3    3 3 3    3 3 3 3</p> <p>4    4 4 4    4 4 4 4</p> <p>5    5 5 5    5 5 5 5</p> <p>6    6 6 6    6 6 6 6</p> <p>7    7 7 7    7 7 7 7</p> <p>8    8 8 8    8 8 8 8</p> <p>9    9 9 9    9 9 9 9</p> |
| <p>b. What kind of business or industry was this?</p> <p><i>Describe the activity at location where employed.</i></p> <p>_____<br/><i>(For example: Hospital, newspaper publishing, mail order house, auto engine manufacturing, breakfast cereal manufacturing)</i></p>  |   | <p>d. Interest, dividends, royalties, or net rental income . . . . <i>Report even small amounts credited to an account.</i></p> <p><input type="radio"/> Yes → \$ _____ .00</p> <p><input type="radio"/> No                      <i>(Annual amount — Dollars)</i></p>  | <p>32j.    32k.</p> <p><input type="radio"/> <input type="radio"/> <input type="radio"/> <input type="radio"/></p> <p>I    I I    I I I I</p> <p>2    2 2    2 2 2 2</p> <p>3    3 3 3    3 3 3 3</p> <p>4    4 4 4    4 4 4 4</p> <p>5    5 5 5    5 5 5 5</p> <p>6    6 6 6    6 6 6 6</p> <p>7    7 7 7    7 7 7 7</p> <p>8    8 8 8    8 8 8 8</p> <p>9    9 9 9    9 9 9 9</p> |
| <p>c. Is this mainly — <i>(Fill one circle)</i></p> <p>Manufacturing <input checked="" type="radio"/>      Retail trade</p> <p>Wholesale trade      Other — <i>(agriculture, construction, service, government, etc.)</i></p>   | <p>AF</p> <p>NW</p>   | <p>e. Social Security or Railroad Retirement . . . .</p> <p><input checked="" type="radio"/> Yes → \$ _____ .00</p> <p><input type="radio"/> No                      <i>(Annual amount — Dollars)</i></p>  | <p>32l.    32m.</p> <p><input type="radio"/> <input type="radio"/> <input type="radio"/> <input type="radio"/></p> <p>I    I I    I I I I</p> <p>2    2 2    2 2 2 2</p> <p>3    3 3 3    3 3 3 3</p> <p>4    4 4 4    4 4 4 4</p> <p>5    5 5 5    5 5 5 5</p> <p>6    6 6 6    6 6 6 6</p> <p>7    7 7 7    7 7 7 7</p> <p>8    8 8 8    8 8 8 8</p> <p>9    9 9 9    9 9 9 9</p> |
| <p>29. Occupation</p> <p>a. What kind of work was this person doing?</p> <p>_____<br/><i>(For example: Registered nurse, personnel manager, supervisor of order department, gasoline engine assembler, grinder operator)</i></p>  | <p>29.</p> <p>N P Q</p> <p>R S T</p> <p>U V W</p> <p>X Y Z</p>        | <p>f. Supplemental Security (SSI), Aid to Families with Dependent Children (AFDC), or other public assistance or public welfare payments . . . .</p> <p><input type="radio"/> Yes → \$ _____ .00</p> <p><input type="radio"/> No                      <i>(Annual amount — Dollars)</i></p>   | <p>32n.    32o.</p> <p><input type="radio"/> <input type="radio"/> <input type="radio"/> <input type="radio"/></p> <p>I    I I    I I I I</p> <p>2    2 2    2 2 2 2</p> <p>3    3 3 3    3 3 3 3</p> <p>4    4 4 4    4 4 4 4</p> <p>5    5 5 5    5 5 5 5</p> <p>6    6 6 6    6 6 6 6</p> <p>7    7 7 7    7 7 7 7</p> <p>8    8 8 8    8 8 8 8</p> <p>9    9 9 9    9 9 9 9</p> |
| <p>b. What were this person's most important activities or duties?</p> <p>_____<br/><i>(For example: Patient care, directing hiring policies, supervising order clerks, assembling engines, operating grinding mill)</i></p>  |   | <p>g. Unemployment compensation, veterans' payments, pensions, alimony or child support, or any other sources of income received regularly . . . .</p> <p><i>Exclude lump-sum payments such as money from an inheritance or the sale of a home.</i></p> <p><input checked="" type="radio"/> Yes → \$ _____ .00</p> <p><input type="radio"/> No                      <i>(Annual amount — Dollars)</i></p>   | <p>32p.    32q.</p> <p><input type="radio"/> <input type="radio"/> <input type="radio"/> <input type="radio"/></p> <p>I    I I    I I I I</p> <p>2    2 2    2 2 2 2</p> <p>3    3 3 3    3 3 3 3</p> <p>4    4 4 4    4 4 4 4</p> <p>5    5 5 5    5 5 5 5</p> <p>6    6 6 6    6 6 6 6</p> <p>7    7 7 7    7 7 7 7</p> <p>8    8 8 8    8 8 8 8</p> <p>9    9 9 9    9 9 9 9</p> |
| <p>30. Was this person — <i>(Fill one circle)</i></p> <p>Employee of private company, business, or individual, for wages, salary, or commissions      <input checked="" type="radio"/></p> <p>Federal government employee</p> <p>State government employee</p> <p>Local government employee (city, county, etc.)</p> <p>Self-employed in own business, professional practice, or farm —</p> <p>Own business not incorporated</p> <p>Own business incorporated</p> <p>Working without pay in family business or farm</p>   |   | <p>33. What was this person's total income in 1979?</p> <p><i>Add entries in questions 32a through g; subtract any losses.</i></p> <p>\$ _____ .00</p> <p><i>If total amount was a loss, write "Loss" above amount.</i>      OR <input type="radio"/> None</p>   | <p>32r.    32s.    32t.</p> <p><input type="radio"/> <input type="radio"/> <input type="radio"/></p> <p>I    I I    I I I</p> <p>2    2 2    2 2 2</p> <p>3    3 3    3 3 3</p> <p>4    4 4    4 4 4</p> <p>5    5 5    5 5 5</p> <p>6    6 6    6 6 6</p> <p>7    7 7    7 7 7</p> <p>8    8 8    8 8 8</p> <p>9    9 9    9 9 9</p>   |

➔ Please turn to the next page and answer the questions for Person 2 on page 2





## Appendix F.—Publication and Computer Tape Program

|   |     |  |     |
|---|-----|--|-----|
| GENERAL . . . . .   | F-1 | PUBLICATIONS—Con.  |     |
| PUBLICATIONS . . . . .  | F-1 | HC80-5, Volume 5, Residential Finance . . . . .                        | F-4 |
| Population and Housing Census Reports . . . . .   | F-1 | HC80-S1-1, Supplementary Reports . . . . .                             | F-4 |
| PHC80-1, Block Statistics . . . . .   | F-1 | Evaluation and Reference Reports . . . . .                             | F-4 |
| PHC80-2, Census Tracts . . . . .  | F-2 | PHC80-E, Evaluation and Research Reports. . . . .                      | F-4 |
| PHC80-3, Summary Characteristics for Governmental Units and Standard Metropolitan Statistical Areas . . . . . | F-2 | PHC80-R, Reference Reports. . . . .                                    | F-4 |
| PHC80-4, Congressional Districts of the 98th Congress . . . . .   | F-2 | PHC80-R1, Users' Guide. . . . .  | F-4 |
| PHC80-S1-1, Provisional Estimates of Social, Economic, and Housing Characteristics. . . . .                   | F-2 | PHC80-R2, History . . . . .  | F-4 |
| PHC80-S2, Advance Estimates of Social, Economic, and Housing Characteristics. . . . .                         | F-2 | PHC80-R3, Alphabetical Index of Industries and Occupations . . . . .   | F-4 |
| Population Census Reports . . . . .   | F-2 | PHC80-R4, Classified Index of Industries and Occupations . . . . .     | F-4 |
| PC80-1, Volume 1, Characteristics of the Population . . . . .   | F-2 | PHC80-R5, Geographic Identification Code Scheme . . . . .              | F-4 |
| PC80-1-A, Chapter A, Number of Inhabitants . . . . .  | F-2 | COMPUTER TAPES . . . . .   | F-4 |
| PC80-1-B, Chapter B, General Population Characteristics. . . . .  | F-2 | Summary Tape Files . . . . .   | F-4 |
| PC80-1-C, Chapter C, General Social and Economic Characteristics. . . . .                                     | F-3 | STF 1 . . . . .  | F-4 |
| PC80-1-D, Chapter D, Detailed Population Characteristics. . . . .   | F-3 | STF 2 . . . . .  | F-4 |
| PC80-2, Volume 2, Subject Reports . . . . .   | F-3 | STF 3 . . . . .  | F-4 |
| PC80-S1, Supplementary Reports . . . . .  | F-3 | STF 4 . . . . .  | F-5 |
| Housing Census Reports . . . . .  | F-3 | STF 5 . . . . .  | F-5 |
| HC80-1, Volume 1, Characteristics of Housing Units . . . . .  | F-3 | Other Computer Tape Files. . . . .                                     | F-5 |
| HC80-1-A, Chapter A, General Housing Characteristics. . . . .   | F-3 | P.L. 94-171, Population Counts. . . . .                                | F-5 |
| HC80-1-B, Chapter B, Detailed Housing Characteristics. . . . .  | F-3 | Master Area Reference Files 1 and 2 (MARF) . . . . .                   | F-5 |
| HC80-2, Volume 2, Metropolitan Housing Characteristics. . . . .   | F-3 | Geographic Base File/Dual Independent Map Encoding (GBF/DIME). . . . . | F-5 |
| HC80-3, Volume 3, Subject Reports . . . . .   | F-3 | Public-Use Microdata Samples. . . . .                                  | F-5 |
| HC80-4, Volume 4, Components of Inventory Change. . . . .   | F-3 | Census/EEO Special File. . . . .                                       | F-5 |
|   |     | MAPS . . . . .   | F-5 |
|   |     | MICROFICHE . . . . .   | F-5 |
|   |     | STF 1 Microfiche . . . . .   | F-5 |
|   |     | STF 3 Microfiche . . . . .   | F-5 |
|   |     | P.L. 94-171 Counts Microfiche. . . . .                                 | F-5 |
|   |     | GENERAL  |     |

The results of the 1980 Census of Population and Housing are issued in three forms: printed reports, computer tape

files, and microfiche. Most of the reports listed are issued on a flow basis through 1983. A few may be issued later, such as Subject Reports and Evaluation and Reference Reports.

The publications of the 1980 census are released under three subject titles: *1980 Census of Population and Housing*, *1980 Census of Population*, and *1980 Census of Housing*. The description of the publication program below is organized in sections, by census title, followed by the reports under each title. It should be noted that a number of population census reports contain some housing data and a number of housing census reports contain some population data. Following the description of the publication program are sections on computer tapes, maps, and microfiche.

The data product descriptions include listings of geographic areas for which data are summarized in that product. Note that the term "place" refers to incorporated places and census designated (or unincorporated) places, as well as towns and townships in 11 States (the 6 New England States, the 3 Middle Atlantic States, Michigan, and Wisconsin).

Order forms for these materials are available, subject to availability of the data product, from Data User Services Division, Customer Services, Bureau of the Census, Washington, D.C. 20233; Census Bureau Regional Offices; U.S. Department of Commerce District Offices; and State Data Centers. After issuance, census reports are on file in many libraries and are available for examination at any Department of Commerce District Office or Census Bureau Regional Office.

### PUBLICATIONS

#### Population and Housing Census Reports

**PHC80-1, Block Statistics**—These reports, which are issued on microfiche rather



than in print form, present population and housing unit totals and statistics on selected characteristics which are based on complete-count tabulations. Data are shown for blocks in urbanized areas and selected adjacent areas, for blocks in places of 10,000 or more inhabitants, and for blocks in areas which contracted with the Census Bureau to provide block statistics.

The set of reports consists of 374 sets of microfiche and includes a report for each standard metropolitan statistical area (SMSA), showing blocked areas within the SMSA, and a report for each State and for Puerto Rico, showing blocked areas outside SMSA's. In addition to microfiche, printed detailed maps showing the blocks covered by the particular report are available as well as a U.S. Summary, which is an index to the set.

**PHC80-2, Census Tracts**—Statistics for most of the population and housing subjects included in the 1980 census are presented for census tracts in SMSA's and in other tracted areas. Both complete-count data and sample data are included. Most statistics are presented by race and Spanish origin for areas with at least a specified number of persons in the relevant population group.

There is one report for each SMSA, as well as one for each of the States and Puerto Rico which have tracted areas outside SMSA's. In addition, maps showing the boundaries and identification numbers of census tracts in the SMSA are available as well as a U.S. Summary, which is an index to the set and also provides a historical listing of the total number of tracts by area.

**PHC80-3, Summary Characteristics for Governmental Units and Standard Metropolitan Statistical Areas**—Statistics are presented on total population and on complete-count and sample population characteristics such as age, race, education, disability, ability to speak English, labor force, and income, and on total housing units and housing characteristics such as value, age of structure, and rent. These statistics are shown for the following areas or their equivalents: States, SMSA's, counties, county subdivisions (those which are functioning general-purpose local governments), and incorporated places.

There is one report for each State, the District of Columbia, and Puerto Rico.

This series does not include a U.S. Summary.

**PHC80-4, Congressional Districts of the 98th Congress**—These reports present complete-count and sample data for congressional districts of the 98th Congress. The reports reflect redistricting based on the 1982 elections. One report is issued for each of the 50 States and the District of Columbia.

**PHC80-S1-1, Provisional Estimates of Social, Economic, and Housing Characteristics**—This report presents provisional estimates based on sample data collected in the 1980 census. Data on social, economic, and housing characteristics are shown for the United States as a whole, each State, the District of Columbia, and SMSA's of 1 million or more inhabitants.

These data are based on a special subsample of the full census sample. The sample, which represents about 1.6 percent of the total population, was developed to provide users with initial data on characteristics of the population and housing units for the Nation and large areas.

**PHC80-S2, Advance Estimates of Social, Economic, and Housing Characteristics**—These reports present advance sample data from the 1980 census including such social and economic characteristics of the population as education, migration, labor force, and income as well as housing characteristics such as structural information, mortgage, and gross rent.

The set consists of 50 paperbound reports and includes one report for each State and the District of Columbia. No report will be issued for the United States as a whole.

Each report presents population and housing characteristics for the State, its counties or comparable areas, and places of 25,000 or more inhabitants. Selected data are shown for four race groups (White; Black; combined American Indian, Eskimo, and Aleut; and Asian and Pacific Islander) as well as for persons of Spanish origin.

### Population Census Reports

**PC80-1, Volume 1, Characteristics of the Population**—This volume presents final

population counts and statistics on population characteristics. It consists of reports for the following 57 areas: the United States, each of the 50 States, the District of Columbia, Puerto Rico, and the Outlying Areas—Guam, the Virgin Islands of the United States, American Samoa, and the Northern Mariana Islands and the remainder of the Trust Territory of the Pacific Islands. The volume consists of four chapters for each area, chapters A, B, C, and D. Chapters A and B present data collected on a complete-count basis, and chapters C and D present estimates based on sample information, except for the Outlying Areas where all data were collected on a complete-count basis.

The population totals presented in chapters A and B may differ from the counts presented earlier in the PHC80-V reports because corrections were made for errors found after the PHC80-V reports were issued. Chapters B, C, and D present statistics by race and Spanish origin for areas with at least a specified number of the relevant population group.

The U.S. Summary reports present statistics for the United States, regions, divisions, States, and selected areas below the State level. The State or equivalent Area reports (which include the District of Columbia, Puerto Rico, and the Outlying Areas) present statistics for the State or equivalent area and its subdivisions.

Statistics for each of the 57 areas are issued in separate paperbound reports of chapters A, B, C, and D.

**PC80-1-A, Chapter A, Number of Inhabitants**—Final population counts are shown for the following areas or their equivalents: States, counties, county subdivisions, incorporated places and census designated places, standard consolidated statistical areas (SCSA's), SMSA's, and urbanized areas. Selected tables contain population counts by urban and rural residence. Many tables contain population counts from previous censuses.

**PC80-1-B, Chapter B, General Population Characteristics**—Statistics on household relationship, age, race, Spanish origin, sex, and marital status are shown for the following areas or their equivalents: States, counties (by total and rural residence), county subdivisions, places of 1,000 or more inhabitants, SCSA's,

SMSA's, urbanized areas, American Indian reservations, and Alaska Native villages.

**PC80-1-C, Chapter C, General Social and Economic Characteristics**—Statistics are presented on nativity, State or country of birth, citizenship and year of immigration for the foreign-born population, language spoken at home and ability to speak English, ancestry, fertility, family composition, type of group quarters, marital history, residence in 1975, journey to work, school enrollment, years of school completed, disability, veteran status, labor force status, occupation, industry, class of worker, labor force status in 1979, income in 1979, and poverty status in 1979. In addition, data on subjects shown in the PC80-1-B reports are presented in this report in more detail.

Each subject is shown for some or all of the following areas or their equivalents: States, counties (by rural and rural-farm residence), places of 2,500 or more inhabitants, SCSA's, SMSA's, urbanized areas, American Indian reservations, and Alaska Native villages.

**PC80-1-D, Chapter D, Detailed Population Characteristics**—Statistics on most of the subjects covered in the PC80-1-C reports are presented in this report in considerably greater detail and cross-classified by age, race, Spanish origin, and other characteristics. Each subject is shown for the State or equivalent area, and some subjects are also shown for rural residence at the State level. Most subjects are shown for SMSA's of 250,000 or more inhabitants, and a few are shown for central cities of these SMSA's.

**PC80-2, Volume 2, Subject Reports**—Each of the reports in this volume focuses on a particular subject and provides highly detailed distributions and cross-classifications on a national, regional, and divisional level. A few reports show statistics for States, SMSA's, large cities, American Indian reservations, or Alaska Native villages. Separate reports are issued on such subjects as racial and ethnic groups, type of residence, fertility, families, marital status, migration, education, employment, occupation, industry, journey to work, income, poverty status, and other topics.

**PC80-S1, Supplementary Reports**—These reports present special compilations of

1980 census statistics dealing with specific population subjects.

## Housing Census Reports

**HC80-1, Volume 1, Characteristics of Housing Units**—This volume presents final housing unit counts and statistics on housing characteristics. It consists of reports for the following 57 areas: the United States, each of the 50 States, the District of Columbia, Puerto Rico, and the Outlying Areas—Guam, the Virgin Islands of the United States, American Samoa, and the Northern Mariana Islands and the remainder of the Trust Territory of the Pacific Islands. The volume consists of two chapters for each area, chapters A and B. Chapter A presents data collected on a complete-count basis, and chapter B presents estimates based on sample information, except for the Outlying Areas where all data were collected on a complete-count basis.

The housing totals presented in this report may differ from the counts presented earlier in the PHC80-V reports because corrections were made for errors found after the PHC80-V reports were issued. Both chapters present statistics by race and Spanish origin for areas with at least a specified number of the relevant population group.

The U.S. Summary reports present statistics for the United States, regions, divisions, States, and selected areas below the State level. The State or equivalent Area reports (which include the District of Columbia, Puerto Rico, and the Outlying Areas) present statistics for the State or equivalent area and its subdivisions.

Statistics for each of the 57 areas are issued in separate paperbound reports of chapters A and B.

**HC80-1-A, Chapter A, General Housing Characteristics**—Statistics on units at address, tenure, condominium status, number of rooms, persons per room, plumbing facilities, value, contract rent, and vacancy status are shown for some or all of the following areas or their equivalents: States, counties, county subdivisions, places of 1,000 or more inhabitants, SCSA's, SMSA's, urbanized areas, American Indian reservations, and Alaska Native villages. Selected tables contain housing characteristics by urban and rural residence.

**HC80-1-B, Chapter B, Detailed Housing Characteristics**—Statistics on units in structure, year moved into unit, year structure built, heating equipment, fuels, air-conditioning, source of water, sewage disposal, gross rent, and selected monthly ownership costs are shown for some or all of the following areas or their equivalents: States, counties, places of 2,500 or more inhabitants, SCSA's, SMSA's, urbanized areas, American Indian reservations, and Alaska Native villages. Selected tables show housing characteristics for rural and rural farm residence at the State and county level. Some subjects included in the HC80-1-A reports are also covered in this report in more detail.

**HC80-2, Volume 2, Metropolitan Housing Characteristics**—This volume presents statistics on most of the 1980 housing census subjects in considerable detail and cross-classification. Most statistics are presented by race and Spanish origin for areas with at least a specified number of the relevant population group. Data are shown for States or equivalent areas, SMSA's and their central cities, and other cities of 50,000 or more inhabitants.

There is one report for each SMSA and one report for each State and Puerto Rico. The set includes a U.S. Summary report showing these statistics for the United States and regions.

**HC80-3, Volume 3, Subject Reports**—Each of the reports in this volume focuses on a particular subject and provides highly detailed distributions and cross-classifications on a national, regional, and divisional level. Separate reports are issued on housing of the elderly, mobile homes, and American Indian households.

**HC80-4, Volume 4, Components of Inventory Change**—This volume consists of two reports presenting statistics on the 1980 characteristics of housing units which existed in 1973, as well as on newly constructed units, conversions, mergers, demolitions, and other additions and losses to the housing inventory between 1973 and 1980. These reports present data derived from a sample survey conducted in the fall of 1980. Data are presented for the United States and regions in report I. Report II has two parts: Part A presents data for that group of SMSA's (not individually identified)



with populations of 1 million or more at the time of the 1970 census, and part B presents data for that group of SMSA's (not individually identified) with populations of less than 1 million at the time of the 1970 census.

**HC80-5, Volume 5, Residential Finance**—This volume consists of one report presenting statistics on the financing of non-farm homeowner and rental and vacant properties, including characteristics of the mortgage, property, and owner. The statistics are based on a sample survey conducted in the spring of 1981. Data are presented for the United States and regions. Some data are presented by inside and outside SMSA's and by central cities.

**HC80-S1-1, Supplementary Reports**—These reports present statistics from the 1980 Census of Housing on general characteristics of housing units for the 50 States and the District of Columbia, counties, and independent cities.

### Evaluation and Reference Reports

**PHC80-E, Evaluation and Research Reports**—These reports present the results of the extensive evaluation program conducted as an integral part of the 1980 census. This program relates to such matters as completeness of enumeration and quality of the data on characteristics.

**PHC80-R, Reference Reports**—These reports present information on the various administrative and methodological aspects of the 1980 census. The series includes:

**PHC80-R1, Users' Guide**—This report covers subject content, procedures, geography, statistical products, limitations of the data, sources of user assistance, notes on data use, a glossary of terms, and guides for locating data in reports and tape files. The guide is issued in loose-leaf form and sold in parts (R1-A, B, etc.) as they are printed.

**PHC80-R2, History**—This report describes in detail all phases of the 1980 census, from the earliest planning through all stages to the dissemination of data and evaluation of results. It contains detailed discussion of 1980 census questions and their use in previous decennial censuses.

**PHC80-R3, Alphabetical Index of Industries and Occupations**—This report was developed primarily for use in classifying responses to the questions on the kind of business (industry) and kind of work (occupation) in which the respondent is engaged. The index lists approximately 20,000 industry and 29,000 occupation titles in alphabetical order.

**PHC80-R4, Classified Index of Industries and Occupations**—This report defines the industrial and occupational classification systems adopted for the 1980 Census of Population. It presents the individual titles that constitute each of the 231 industry and 503 occupation categories in the classification systems. The individual titles are the same as those shown in the Alphabetical Index. The 1980 occupation classification reflects the new U.S. Standard Occupational Classification (SOC). As in the past, the 1980 industry classification reflects the Standard Industrial Classification (SIC).

**PHC80-R5, Geographic Identification Code Scheme**—This report identifies the names and related geographic codes for each State, county, minor civil division, place, region, division, SCSA, SMSA, American Indian reservation, and Alaska Native village for which the Census Bureau tabulated data from the 1980 census.

### COMPUTER TAPES

#### Summary Tape Files

In addition to the printed and microfiche reports, results of the 1980 census also are provided on computer tape in the form of summary tape files (STF's). These data products have been designed to provide statistics with greater subject and geographic detail than is feasible or desirable to provide in printed and microfiche reports. The STF data are made available at nominal cost. The data are subject to suppression of certain detail where necessary to protect confidentiality.

There are five STF's (listed below), and the amount of geographic and subject detail presented varies. STF's 1 and 2 contain complete-count data, and STF's 3, 4, and 5 contain sample data. Note that the term "cells" used below refers

to the number of subject statistics provided for each geographic area, and the number of cells is indicative of the detail of the subject content of the file.

Each of the STF's generally consists of two or more files which provide different degrees of geographic detail and, in some cases, race/Spanish origin cross-classification. For each of the files there is a separate tape or tapes for each State, the District of Columbia, and Puerto Rico. Selected files (STF 1 and STF 3) are also produced for Guam, the Virgin Islands of the United States, American Samoa, and the Northern Mariana Islands and the remainder of the Trust Territory of the Pacific Islands. These tapes are issued on a State-by-State basis and are followed by a national summary tape for the particular file. More complete descriptions of the STF's than given in the summaries below can be found in the technical documentation of the specific file and in the PHC80-R1, *Users' Guide*.

**STF 1**—This STF provides 321 cells of complete-count population and housing data. Data are summarized for the United States, regions, divisions, States, SCSA's, SMSA's, urbanized areas, congressional districts, counties, county subdivisions, places, census tracts, enumeration districts in unblocked areas, and blocks and block groups in blocked areas. The data include those shown in the PHC80-1, PHC80-3 (complete-count), and PC80-1-A reports.

**STF 2**—This STF contains 2,292 cells of detailed complete-count population and housing data, of which 962 are repeated for each race and Spanish origin group present in the tabulation area. Data are summarized for the United States, regions, divisions, States, SCSA's, SMSA's, urbanized areas, counties, county subdivisions, places of 1,000 or more inhabitants, census tracts, American Indian reservations, and Alaska Native villages. The data include those shown in the PHC80-2 (complete-count), PC80-1-B, and HC80-1-A reports.

**STF 3**—This STF contains 1,126 cells of data on various population and housing subjects collected on a sample basis. The areas covered are the same as in STF 1, excluding blocks. The data include those shown in the PHC80-3 (sample) reports.

**STF 4**—This STF is the geographic counterpart of STF 2, but the number of cells of data is greater (approximately 8,400). STF 4 provides data covering virtually all of the population and housing subjects collected on a sample basis, as well as some of the complete-count subjects. Some of the statistics are repeated for race, Spanish origin, and ancestry groups. Data are summarized for areas similar to those shown in STF 2, except that data for places are limited to those with 2,500 or more inhabitants. The data include those shown in the PHC80-2 (sample), PC80-1-C, and HC80-1-B reports.

**STF 5**—This STF contains over 100,000 cells of data on various population and housing subjects collected on a sample basis and provides detailed tabulations and cross-classifications for States, SMSA's, counties, cities of 50,000 or more inhabitants and central cities. Most subjects are classified by race and Spanish origin. The data include those shown in the PC80-1-D and HC80-2 reports.

### Other Computer Tape Files

**P.L. 94-171, Population Counts**—In accordance with Public Law (P.L.) 94-171, the Census Bureau provides population tabulations to all States for legislative reapportionment/redistricting. The file is issued on a State-by-State basis. It contains population counts classified by race and Spanish origin. The data are tabulated for the following levels of geography as applicable: States, counties, county subdivisions, incorporated places, census tracts, blocks and block groups in blocked areas, and enumeration districts in unblocked areas. For States participating in the voluntary program to define election precincts in conjunction with the Census Bureau, the data are also tabulated for election precincts.

### Master Area Reference Files 1 and 2 (MARF)

**MARF 1**—This geographic reference file is an extract of STF 1 designed for those who require a master list of geographic codes and areas, along with basic census counts arranged hierarchically from the State down to the block group and enumeration district levels and is issued on a State-by-State basis. The file contains records for States, counties, county subdivisions, places, census tracts, enumeration districts in unblocked areas, and block groups in blocked areas. Each record shows the total population by five race groups, population of Spanish origin, number of housing units, number of households, number of families, and a few other items.

**MARF 2**—This file is the same as the MARF 1 with the latitude and longitude coordinates for a representative point (centroid) in each block group (BG) or enumeration district (ED) outside block numbered areas.

**Geographic Base File/Dual Independent Map Encoding (GBF/DIME)**—These files are computer representations of the Metropolitan Map Series, including address ranges and ZIP Codes, which generally cover the urbanized portions of SMSA's. GBF/DIME files are used to assign census geographic codes to addresses (geocoding). The files are available by SMSA.

**Public-Use Microdata Samples**—Public-use microdata samples are computerized files containing most population and housing characteristics as shown on a sample of individual census records. These files contain no names or addresses, and geographic identification is sufficiently broad to protect confidentiality.

There are three mutually exclusive samples, the A sample including 5 percent of all persons and housing units, and the

B and C samples each including 1 percent of all persons and housing units. States and most large SMSA's will be identifiable on one or more of the files. Microdata files allow the user to prepare customized tabulations.

**Census/EEO Special File**—This file provides sample census data with specified relevance to EEO and affirmative action uses. The file contains two tabulations, one with detailed occupational data and the other with years of school completed by age. The data in both tabulations are crossed by sex, race, and Spanish origin. These data are provided for all counties, for all SMSA's, and for places with a population of 50,000 or more.

### MAPS

Maps necessary to define areas are generally published and included as part of the corresponding reports. Maps are published for Block Statistics (PHC80-1) and Census Tracts (PHC80-2), but must be purchased separately from the report. Maps necessary to define enumeration districts are available on a cost-of-reproduction basis.

### MICROFICHE

Some of the computer tape products are available on microfiche. The STF microfiche are issued for each State or Area and for the United States. These include:

**STF 1 Microfiche**—Data from STF 1 are presented in tabular form for all the STF 1 geographic levels described previously, except blocks.

**STF 3 Microfiche**—Data from STF 3 are presented in tabular form for all the STF 3 geographic levels.

**P.L. 94-171 Counts Microfiche**—The data from the P.L. 94-171 computer file are presented in a listing format.





---

# 1980 Census of Population and Housing


## Users' Guide

---

The Users' Guide, a reference work on the 1980 census, is now available. It consists of:

- **Part A. Text**—Covers census data subjects; geographic considerations; reports, tapes, maps, and other products; services available to users; and many other topics central to understanding and using 1980 census data.
- **Part B. Glossary**—Provides detailed definitions of population, housing, geographic, and technical terms associated with the census—especially important for people using 1980 data on tape or microfiche.
- **Sources of Assistance**—Furnishes addresses and phone numbers of public and private sector organizations offering a variety of products and services, such as tape processing, area profiles, training, and reference assistance.
- **Updates**—Provide information on new developments relating to the 1980 census. Each update is keyed to the particular point in "Part A. Text" that needs revision.

Part C, a table finder, and Part D, a guide to tape contents, are planned for publication later.



---

Order from Superintendent of Documents, Government Printing Office, Washington, D.C. 20402. Specify the stock number (S/N) given below and make checks payable to Superintendent of Documents.

Part A. Text (S/N 003-024-03625-8)—\$5.50. Supplement 1 (S/N 003-024-05004-8)—\$6.00 (includes Part B. Glossary, Sources of Assistance, and Updates)





Census REF HD 7293 .A56x  
1983 v.2 pt.261 c.1  
Census of housing (1980).

1980 census of housing.



Superintendent of Documents  
U.S. Government Printing Office  
Washington, D.C. 20402



**Official Business**  
Penalty for Private Use, \$300

POSTAGE AND FEES PAID  
U.S. DEPARTMENT OF COMMERCE  
COM-202

Special Fourth-Class  
Rate—Book

---

