

LIBRARY
BUREAU OF THE CENSUS

Census
HD
9981.4
.U54x
1984
[v.1]
pt.30
c.2

1982

Census of Service Industries

SC82-A-30

GEOGRAPHIC AREA SERIES

New Hampshire



U.S. Department of Commerce
BUREAU OF THE CENSUS

BUREAU OF THE CENSUS
LIBRARY

The publications
from the 1982 Economic and
Agriculture Censuses are dedicated
to the memory of Shirley Kallek,
Associate Director for Economic Fields.
During her career at the Bureau of the
Census (1955 to 1983), she continually
directed efforts to improve
the timeliness and accuracy of
economic statistics.

1982

Census of Service Industries

SC82-A-30

GEOGRAPHIC AREA SERIES

New Hampshire

Issued October 1984



U.S. Department of Commerce

Malcolm Baldrige, Secretary

Clarence J. Brown, Deputy Secretary

Sidney Jones, Under Secretary for
Economic Affairs

BUREAU OF THE CENSUS

John G. Keane,
Director



BUREAU OF THE CENSUS
John G. Keane, Director
C. L. Kincannon, Deputy Director

**Charles A. Waite, Associate Director for
Economic Fields**

**John H. Berry, Assistant Director for
Economic and Agriculture Censuses**

BUSINESS DIVISION
Howard N. Hamilton, Chief

ACKNOWLEDGMENTS—Many persons participated in the various activities of the 1982 Census of Service Industries. Primary direction of the program was performed by **Shirley Kallek, Associate Director for Economic Fields (until May 1983), Charles A. Waite, her successor, and Michael G. Farrell, Assistant Director for Economic and Agriculture Censuses (until August 1984), and John H. Berry, his successor.**

This report was prepared in the Business Division under the general direction of **Gerald F. Cranford, Chief (until December 1983), and Howard N. Hamilton, his successor. Bobby E. Russell, Assistant Division Chief for Census Programs, was responsible for the overall planning and management of the census of service industries; he also coordinated Business Division's activities with other divisions.**

Planning and implementing this report were under the direction of **Sidney O. Marcus, Chief, Service Census Branch, with primary staff assistance by Jack B. Moody, Rockwell Livingston, Leatrice D. Hines, Thomas E. Bell, Tom S. Hinman, Kathryn B. Cheza, Helen M. Reilly, and Donna L. Nafzinger. Alvin H. Barten, Chief, Cross Industries Branch, with primary staff assistance by Edward D. Walker, coordinated activities, specifications, and procedures with the other economic censuses. Computer programs were developed under the general supervision of Howard R. Dennis, Assistant Division Chief for Data Processing. William C. Wester, Chief, Census Programming Branch, assisted by Steven G. McCraith, Judith A. McKay, William E. Jagg, and Robert J. Hemmig, was primarily responsible for planning and implementing the programs. The computer programs were developed by Leonard S. Sammarco, Jane M. Jaworski, Ann Chen Liau, Janice S. Farquhar, Donald K. Salzman, and Christina Arledge. Emory G. Fuller and Pearl E. Young were responsible for scheduling and control of computer processing. Quality control and sample design were under the direction of **Nash J. Monsour, Assistant Division Chief for Research and Methodology, with primary staff assistance by Joseph K. Garrett, Carl A. Konschnik, and Michael Z. Shimberg. Dorothy J. Reynolds, Assistant Division Chief for Current Programs, provided valuable assistance in coordinating the current survey interface.****

Systems and procedures for mailout, receipt, correspondence, data input, industry classification, other clerical processing, administrative record processing, and quality control, along with the associated electronic computer programs, were developed in the Economic Surveys Division, **W. Joel Richardson, Chief.**

Planning, design, review, and composition of report forms were performed in the Administrative Services Division, **Robert L. Kirkland, Chief. Publication planning, design, editorial review, composition, and printing procurement were performed in the Publications Services Division, Raymond J. Koski, Chief.**

Geographic coding procedures and associated computer programs were developed in the Geography Division, **Robert W. Marx, Chief.**

Mailout preparation and receipt operations, clerical and analytical review activities, data keying, and geocoding review were performed in the Data Preparation Division, **Don L. Adams, Chief.**

Computer processing was performed in the Computer Services Division, **C. Thomas DiNenna, Chief (until February 1984), and John E. Halterman, his successor.**

Photocomposition programs for the statistical tables were developed in the Systems Support Division, **Larry J. Patin, Chief (until October 1983), and Arnold E. Levin, his successor.**

The overall planning and review of the census operations were performed by the staff of the office of the Assistant Director for Economic and Agriculture Censuses.

Special acknowledgment is also due the many businesses whose cooperation has contributed to the publication of these data.

Library of Congress Cataloging in Publication Data

Census of service industries (1982)
1982 census of service industries.

Contents: [1] Geographic area series — [2] Industry series.

Supt. of Doc. no.: C 3.257/3: SC82-A-

1. Service industries—United States—Statistics.

I. United States. Bureau of the Census. II. Title.

HD9981.4.C46 1984 338.4'7'000973 83-600218

For sale by Superintendent of Documents, U.S. Government Printing Office, Washington, D.C. 20402.

INTRODUCTION

ECONOMIC CENSUSES OVER TIME

The early beginnings of America's industrial output were first measured in the United States in the 1810 Decennial Census and again in 1820, when questions on manufacturing were included with those for population. Beginning with the 1840 Decennial Census, there were enumerations of manufactures and mineral industries at 10-year intervals up to and including the year 1900 for manufactures and 1940 for mineral industries. The latter census was again taken for 1954, 1958, 1963, and 1967.

Because of the increasing dominance of manufacturing in the early 20th century, Congress directed that quinquennial censuses of manufactures be taken beginning in 1905. However, from 1919 through 1939, these censuses were conducted every 2 years. The need for war-related current surveys in the early 1940's postponed the next census of manufactures until 1948 (for 1947). That census was again taken for 1954, 1958, 1963, and 1967.

Retail and wholesale trade data were first collected in 1930, and in 1933 information on selected service industries was added to the data-collection operation. These business censuses, as they were called, were again taken for 1935, 1939 (as part of the 1940 decennial program), 1948, 1954, 1958, 1963, and 1967. Information on construction industries was first obtained in 1930 and again for 1935 and 1939. Data for the full spectrum of construction industries were not gathered again until 1968 (for 1967).

The need for transportation data to supplement information available from existing governmental or private sources was recognized by Congress in the late 1950's and early 1960's. The census of transportation (consisting of several surveys) was first taken for 1963 and again for 1967.

Since 1967, all of the above censuses have been taken quinquennially as part of the Census Bureau's economic census program. (For the 1977 censuses, the coverage of the service industries was broadened from "selected services" to all services, except religious organizations and private households. A total of 41 additional four-digit standard industrial classifications¹ (SIC's) in 7 SIC major groups was added to the scope of the census. While most of the industries included for the first time for 1977 were covered again for 1982, some were not, i.e., hospitals; elementary and secondary schools; colleges, universities, and professional schools; junior colleges and technical institutes; labor unions and similar labor organizations; and political organizations.)

The first manufacturing census for an outlying area was conducted in Puerto Rico for the year 1909. Thereafter, with the exception of 1929, a census was taken at 10-year intervals through 1949. The first censuses of retail trade, wholesale trade, and selected service industries in Puerto Rico were conducted for 1939. These censuses also were taken for the years 1949, 1954, 1958, 1963, and 1967. A census of construction industries was first introduced in Puerto Rico for 1967. These censuses of Puerto Rico have been taken since then for the years 1972, 1977, and 1982.

Censuses of manufactures, retail trade, wholesale trade, and selected service industries were conducted in Guam and the Virgin Islands of the United States for 1958, 1963, 1967, 1972, 1977, and 1982. Censuses of mineral industries were taken in the Virgin Islands of the United States for the years 1958, 1963, and 1967 but not since that time. A census of construction industries was also undertaken in these areas for 1972, 1977, and 1982.

Retail trade, wholesale trade, selected service industries, manufacturing, and construction industries were canvassed for the first time in the Northern Mariana Islands in 1983 (for 1982).

For 1982, the economic censuses and agriculture censuses were conducted concurrently.

USES OF THE ECONOMIC CENSUSES

The economic censuses are the major source for facts about the structure and functioning of the Nation's economy and provide essential information for government, business, industry, and the general public. They provide an important part of the framework for such composite measures as the gross national product, input-output measures, indexes of industrial production, and indexes measuring productivity and price levels. Information from the censuses is used to establish sampling frames and as benchmarks for current surveys of business activity, which are essential for measuring short-term economic conditions.

State and local governments use census data to assess business activities within their jurisdictions. The private sector uses the data to forecast general economic conditions; analyze sales performance; lay out sales territories; allocate funds for advertising; decide on locations for new plants, warehouses, or stores; and measure potential markets in terms of size, geographic areas, kinds of business, and kinds of products made or sold.

Following every census, thousands of businesses and other users purchase reports. Likewise, census facts are widely disseminated by trade associations, business journals, and newspapers. Volumes containing census statistics are available in most major public and college libraries. All 1982 data are available on microfiche from the U.S. Government Printing Office and most data on

¹Standard Industrial Classification Manual: 1972. For sale by Superintendent of Documents, U.S. Government Printing Office, Washington, D.C. 20402. Stock No. 041-001-00066-6. 1977 Supplement. Stock No. 003-005-00176-0.

computer tape from the Census Bureau. Finally, the more than 50 State Data Centers also are suppliers of economic census statistics.

AUTHORITY AND SCOPE OF THE ECONOMIC CENSUSES

The economic censuses are required by law under title 13 of the United States Code, sections 131, 191, and 224, which directs that they be taken at 5-year intervals for the years ending in 2 and 7. The 1982 Economic Censuses covered manufacturing, mining, construction industries, retail trade, wholesale trade, service industries, and selected transportation activities. Special programs also cover minority-owned and women-owned businesses. The next economic censuses are scheduled to be taken in 1988 for the year 1987.

CENSUS OF SERVICE INDUSTRIES

The 1982 Census of Service Industries, part of the 1982 Economic Censuses, covered service industries as defined in the Standard Industrial Classification (SIC) Manual,¹ except Hospitals (SIC 806), Elementary and secondary schools (SIC 821), Colleges, universities, professional schools, and junior colleges (SIC 822), Labor unions and similar labor organizations (SIC 863), Political organizations (SIC 865), Religious organizations (SIC 866), Private households (SIC 881), and governmental organizations classified in the covered industries.

Data are presented for establishments in the following classifications:

SIC code	Title
70	Hotels, rooming houses, camps, and other lodging places
72	Personal services
73	Business services
75	Automotive repair, services, and garages
76	Miscellaneous repair services
78, 79	Amusement and recreation services, including motion pictures
80, ex. 806	Health services, except hospitals
81	Legal services
823, 4, 9	Selected educational services
83	Social services
84	Noncommercial museums, art galleries, and botanical and zoological gardens
861, 2, 4, 9	Selected membership organizations
89	Miscellaneous services

This series of reports presents data for service establishments of firms subject to Federal income tax and

(in separate tables) for firms which are exempt from Federal income tax under provisions of section 501 of the Internal Revenue Code. For 1982, only establishments with some payroll during the year are included; for previous census years, all establishments are included. For a more detailed explanation, see appendix A.

Many of the "kinds of business" or operation included in this report are not commercial in the sense of a "for-profit" activity; and the terms used to describe commercial business units often are not descriptive of such services. However, in the aggregate measurement of the production and delivery of goods and services in the economy, an attempt is made to maintain as much conformity of measures as practicable. Therefore, while some of the data measures, concepts, or terms (such as "business," "establishment," and "firm") are not usually associated with many of the noncommercial and professional activities, it must be recognized that they refer to an economic unit, such as a physical location or legal entity, involved in the production or distribution of goods or rendering of services.

The basic tabulations in this report do not include data for establishments which are auxiliary (primary function is providing a service, such as warehouses) to service establishments within the same organization. Data for auxiliaries are presented for selected industrial classifications in tables included in the United States Summary report issued as part of this series. Data for auxiliaries are presented for more detailed industry breakdowns in a subsequent report issued as part of the 1982 Enterprise Statistics reports.

For the 1982 Census of Service Industries, large- and medium-size firms, plus all firms known to operate more than one establishment, were sent questionnaires to be completed and returned to the Bureau by mail. For most very small firms, data from existing administrative records of other Federal agencies were used instead. These records provided basic information on location, kind of business, receipts, payroll, number of employees, and legal form of organization. In addition, more detailed information for selected kinds of business was obtained on the various questionnaires.

Appendix A gives a more detailed explanation of census coverage and methodology.

CENSUS DISCLOSURE RULES

In accordance with Federal law governing census reports, no data are published that would disclose the operations of an individual establishment or business. However, the number of establishments in a kind-of-business classification is not considered a disclosure, so this information may be released even though other information is withheld.

GEOGRAPHIC AREAS COVERED

This report series presents data for the following areas:

1. The United States as a whole.
2. Each State and the District of Columbia.

SERVICE INDUSTRIES—GEOGRAPHIC AREA SERIES

¹Standard Industrial Classification Manual: 1972. For sale by Superintendent of Documents, U.S. Government Printing Office, Washington, D.C. 20402. Stock No. 041-001-00066-6. 1977 Supplement, Stock No. 003-005-00176-0.

3. Each standard consolidated statistical area (SCSA) defined by the Office of Management and Budget as of January 1, 1982, meeting the criteria published in the 1975 Standard Metropolitan Statistical Areas manual or Federal Register, January 3, 1980, Vol. 45, No. 2.² ³ An SCSA is an area used to facilitate the presentation and analysis of data for large concentrations of metropolitan populations. It includes two or more contiguous standard metropolitan statistical areas which have a population of at least 1,000,000⁴ and which meet specific criteria of urban character and of social and economic integration.
4. Each standard metropolitan statistical area (SMSA) defined by the Office of Management and Budget as of January 1, 1982, meeting the criteria published in the 1975 Standard Metropolitan Statistical Areas manual or Federal Register, January 3, 1980, Vol. 45, No. 2.³ An SMSA is an integrated economic and social unit with a population nucleus of at least 50,000 inhabitants.⁴ Each SMSA consists of one or more counties meeting standards of metropolitan character; in New England, cities and towns rather than counties are the component geographic units.
5. The area within the State outside standard metropolitan statistical areas.
6. Each county or county equivalent.⁵ ⁶
7. Each municipality of 2,500 inhabitants or more incorporated as a city, borough, village, or town.⁴ ⁵
For the economic censuses, boroughs and census areas in Alaska, boroughs in New York, and towns in New York and Wisconsin are not included in this category.
8. Special economic urban areas (SEUA's), which include townships in New Jersey and Pennsylvania and towns in New England with 10,000 inhabitants or more.⁴

²Standard Metropolitan Statistical Areas, Revised Edition 1975 (for SMSA's prior to January 3, 1980). For sale by Superintendent of Documents, U.S. Government Printing Office, Washington, D.C. 20402 and Federal Register (for SMSA's since January 3, 1980), Vol. 45, No. 2, pages 956-963. Available from Office of Information and Regulatory Affairs, Office of Management and Budget, Washington, D.C. 20503.

³On June 30, 1983, the Office of Management and Budget announced newly defined metropolitan statistical areas (MSA's), consolidated metropolitan statistical areas (CMSA's), and primary metropolitan statistical areas (PMSA's) into which previously defined SMSA's and SCSA's were restructured. The 1982 Economic Censuses publications do not present data for the newly defined areas. These areas were defined after 1982 publication plans were almost complete. Inclusion of the newly defined areas would have materially delayed the publication of the 1982 Economic Censuses reports. However, limited 1977 data for the new areas will be published in the 1984 edition of the State and Metropolitan Area Data Book, and limited 1982 data will be published in the 1985 edition.

⁴According to 1980 Census of Population.

⁵Those defined as of January 1, 1982.

⁶See appendix F for Alaska, Louisiana, Maryland, Missouri, Montana, Nevada, Virginia, and District of Columbia county equivalents.

DOLLAR VALUES

All dollar values presented in this report are expressed in current dollars, i.e., 1982 data are expressed in 1982 dollars and 1977 data in 1977 dollars. Consequently, when making comparisons to prior years, users of the data should consider the inflation that has occurred.

RELIABILITY OF DATA

All data compiled in this report originated from either census questionnaires or administrative records of other Federal agencies and, therefore, are not subject to sampling errors. However, the data are subject to nonsampling errors. Nonsampling errors can be attributed to many sources: inability to identify all cases in the actual universe; definition and classification difficulties; differences in the interpretation of questions; errors in recording or coding the data obtained; and other errors of collection, response, coverage, and estimation for missing or misreported data.

The accuracy of these tabulated data is determined by the joint effects of the various nonsampling errors. No direct measurement of these effects has been obtained except for estimation for missing or misreported data; however, precautionary steps were taken in all phases of the collection, processing, and tabulation of the data in an effort to minimize the effects of nonsampling errors.

The Bureau of the Census obtains on computer tape limited information extracted from administrative records of other Federal agencies. This information is used in conjunction with other information available to the Census Bureau to develop estimates for small employers and other establishments for which responses were not received in time for publication. For an indication of the extent that data included in these reports were obtained from the administrative records of other Federal agencies and from estimation, rather than reports directly from respondents, see appendix E. Also, see appendix A for a more detailed explanation of census coverage and methodology.

MICROFICHE AND COMPUTER TAPES

The data in this report series are also available on microfiche and computer tapes. Microfiche reports are sold by the U.S. Government Printing Office. Computer tapes are sold by the Data User Services Division, Customer Services (Tapes), Bureau of the Census, Washington, D.C. 20233.

SPECIAL TABULATIONS

Special tabulations of data collected in the 1982 Census of Service Industries may be obtained, depending on availability of time and personnel, on computer tape or in tabular form. The data will be in summary form and subject to the same rules prohibiting disclosure of confidential information (including name, address, kind of business, or other data for individual business establishments or companies) as are the regular publications.

Special tabulations are prepared on a cost basis. A request for a cost estimate, as well as exact specifications on the type and format of the data to be provided, should be directed to the Chief, Business Division, Bureau of the Census, Washington, D.C. 20233.

To discuss a special tabulation before submitting specifications, call 301-763-5282.

ABBREVIATIONS AND SYMBOLS

The following abbreviations and symbols are used in this publication:

- * See kind-of-business descriptions in appendix A for treatment of plant outlets.
- ** Data not provided because establishments without payroll are classified only at a broader kind-of-business level by the Internal Revenue Service.
- Represents zero.

†† Not available. Data for most establishments without payroll were extracted from information reported by businesses on Internal Revenue Service (IRS) Form 1040, Schedule C. These data could not be published as planned because many businesses were miscoded by IRS into miscellaneous categories rather than being classified in the specific kind of business.

(D) Withheld to avoid disclosing data for individual companies; data are included in broader kind-of-business totals.

(IC) Independent city.

(NA) Not available.

(NC) Not comparable.

(X) Not applicable.

n.e.c. Not elsewhere classified.

pt. Part.

r Revised.

SIC Standard Industrial Classification.

SCSA Standard Consolidated Statistical Area.

SMSA Standard Metropolitan Statistical Area.

Users' Guide for Locating Statistics in This Report by Table Number

Information shown in tables	Table															
	1a	1b	2a	2b	3a	3b	4a	4b	5a	5b	6	7	8	9	10	
GEOGRAPHIC AREAS																
The State	X	X	X	X	X	X								X	X	X
SCSA's in the State							X	X								
SMSA's in the State							X	X								
Area of the State not in any SMSA									X	X						
Counties in the State											¹ X		X	X		
Places in the State												¹ X	² X			² X
DATA ITEMS³																
Establishments	X	X		X			X	X	X	X	X	X	X			
Receipts	X		X				X		X		X	X	X			
Revenue		X						X		X						
Expenses				X												
Annual payroll	X	X	X	X			X	X	X	X	X	X	X			
First quarter payroll	X	X					X	X	X	X	X	X	X			
Paid employees for pay period including March 12	X	X					X	X	X	X	X	X	X			
1977 to 1982 comparative statistics (receipts, payroll)			X													
1977 to 1982 comparative statistics (expenses, payroll)				X												
Receipts per establishment					X											
Revenue per establishment						X										
Expenses per establishment						X										
Receipts per employee					X											
Revenue per employee						X										
Expenses per employee						X										
Annual payroll per employee					X	X										
Employees per establishment					X	X										
Counties ranked by volume of receipts															X	
Places ranked by volume of receipts																² X

¹Includes areas with 300 or more service establishments of firms subject to Federal income tax.

²Includes places with 2,500 inhabitants or more, according to the 1980 Census of Population.

³See Explanation of Terms, appendix A.

Users' Guide for Locating Statistics in the 1982 Census of Service Industries Reports

Report and geographic area	Information shown in reports by kind of business or industry category									
	Number of establishments	Receipts/Revenue (\$1,000)	Payroll (\$1,000)	Number of employees	Selected ratios	Receipts size and employment size of establishments and firms	Concentration ratio of largest firms	Single units and multi-units	Legal form of organization	Selected topics
GEOGRAPHIC AREA SERIES										
United States	X	X	X	X	X					
State	X	X	X	X	X					
SCSA	X	X	X	X						
SMSA	X	X	X	X						
County	X	X	X	X						
Place	X	X	X	X						
ESTABLISHMENT AND FIRM SIZE (INCLUDING LEGAL FORM OF ORGANIZATION)										
United States	X	X	X	X		X	X	X	X	
CAPITAL EXPENDITURES, DEPRECIABLE ASSETS, AND OPERATING EXPENSES										
United States		X	X						X	X
HOTELS, MOTELS, AND OTHER LODGING PLACES										
United States	X	X	X	X						X
State	X	X	X	X						
SMSA	X	X								X
MOTION PICTURE INDUSTRY										
United States	X	X	X	X						X
State	X	X	X	X						
SMSA	X	X								X
MISCELLANEOUS SUBJECTS										
United States	X	X	X	X						X
State	X	X	X	X						X
SMSA	X	X	X	X						X

New Hampshire

CONTENTS

[Page numbers listed here omit the prefix that appears as part of the number of each page]

	Page
Introduction	III
Users' Guide for Locating Statistics in This Report by Table Number	VII
Users' Guide for Locating Statistics in the 1982 Census of Service Industries Reports	VIII
Summary of Findings	2

TABLES

1a. Summary Statistics for Firms Subject to Federal Income Tax for the State: 1982	3
1b. Summary Statistics for Firms Exempt From Federal Income Tax for the State: 1982	5
2a. Comparative Statistics for Firms Subject to Federal Income Tax for the State: 1982 and 1977	6
2b. Comparative Statistics for Firms Exempt From Federal Income Tax for the State: 1982 and 1977	9
3a. Selected Ratios for Firms Subject to Federal Income Tax for the State: 1982	9
3b. Selected Ratios for Firms Exempt From Federal Income Tax for the State: 1982	12
4a. Summary Statistics for Firms Subject to Federal Income Tax for Standard Metropolitan Statistical Areas: 1982	12
4b. Summary Statistics for Firms Exempt From Federal Income Tax for Standard Metropolitan Statistical Areas: 1982	21
5a. Summary Statistics for Firms Subject to Federal Income Tax for the Area Outside Standard Metropolitan Statistical Areas: 1982	24
5b. Summary Statistics for Firms Exempt From Federal Income Tax for the Area Outside Standard Metropolitan Statistical Areas: 1982	27
6. Summary Statistics for Firms Subject to Federal Income Tax for Counties With 300 Establishments or More: 1982	28
7. Summary Statistics for Firms Subject to Federal Income Tax for Places With 300 Establishments or More: 1982	34
8. Summary Statistics for Firms Subject to Federal Income Tax for Counties and for Places With 2,500 Inhabitants or More: 1982	37
9. Counties Ranked by Volume of Receipts of Firms Subject to Federal Income Tax: 1982	38
10. Places With 2,500 Inhabitants or More Ranked by Volume of Receipts of Firms Subject to Federal Income Tax: 1982	38

APPENDIXES

A. General Explanation	A-1
B. General Questions	B-1
C. Kind-of-Business Titles and Reporting-Form Numbers	C-1
D. Standard Metropolitan Statistical Areas	D-1
E. Percent of Receipts/Revenue Based on Administrative Records and Estimation for the State: 1982	E-1
F. Geographic Notes	F-1

Publication Program

Inside back cover

SUMMARY OF FINDINGS

FIRMS SUBJECT TO FEDERAL INCOME TAX

Data from the 1982 Census of Service Industries show that New Hampshire's 5,546 service industries establishments of firms with payroll that were subject to Federal income tax had receipts totaling \$1.2 billion and payroll of \$457 million.

For establishments with payroll, receipts of offices of physicians totaled \$167 million, compared to \$86 million in 1977. Other leading service kinds of business in 1982 were hotels, motor hotels, and motels with receipts of \$126 million; legal services with \$102 million in receipts; and offices of dentists, \$61 million.

Receipts per establishment averaged \$225 thousand in 1982. Industrial launderers averaged \$2.6 million per establishment; data processing services, \$1.4 million; linen supply, \$1.1 million; and nursing and personal care facilities, \$1.0 million.

Receipts per employee averaged \$33 thousand in 1982. Automotive rental and leasing services, without drivers had receipts per employee of \$110 thousand, which contrasts sharply with the \$10 thousand per employee average for child day care services.

There were 38,240 paid employees (full- and part-time) working in service industries in the State as of mid-March 1982. Hotels, motor hotels, and motels had 5,112

employees; offices of physicians, 3,293 employees; and nursing and personal care facilities, 3,092.

Hillsborough County led all counties in the State, accounting for 37 percent of the State total for service industries receipts. Manchester had the largest receipts among the places in the State, with 16 percent of the State total.

ORGANIZATIONS EXEMPT FROM FEDERAL INCOME TAX

Data from the census show that New Hampshire's 990 service industries establishments of firms and other organizations with payroll that were exempt from Federal income tax had revenue totaling \$210 million, expenses of \$198 million, and payroll of \$91 million in 1982.

For establishments in the tax-exempt category, civic, social, and fraternal associations had revenue of \$30 million. Other leading classifications were individual and family social services with revenue of \$20 million; and residential care facilities, \$20 million.

There were 10,389 paid employees (full- and part-time) working in establishments of organizations exempt from Federal income tax as of mid-March 1982. Civic, social, and fraternal associations had 1,693 employees; residential care facilities, 1,350; and individual and family social services, 950.

Table 1a. Summary Statistics for Firms Subject to Federal Income Tax for the State: 1982

[For meaning of abbreviations and symbols, see introductory text. For explanation of terms and comparability of 1977 and 1982 censuses, see appendix A]

SIC code	Kind of business or operation	All establishments				Establishments with payroll				Paid employees for pay period including March 12 (number)
		Number	Receipts (\$1,000)	Unincorporated businesses or operations		Number	Receipts (\$1,000)	Annual payroll (\$1,000)	First quarter payroll (\$1,000)	
				Individual proprietorships (number)	Partnerships (number)					
	Total	††	††	††	††	5 546	1 245 952	456 795	106 096	38 240
70	Hotels, motels, and other lodging places	††	††	††	††	467	139 644	38 572	8 209	5 334
7011	Hotels, motor hotels, and motels.....	††	††	††	††	366	125 599	35 574	7 835	5 112
7011 pt.	Hotels.....	††	††	††	††	108	76 150	23 287	5 285	3 368
7011 pt.	Hotels, 25 guestrooms or more.....	**	**	**	**	61	71 404	22 338	5 058	3 116
7011 pt.	Hotels, less than 25 guestrooms.....	**	**	**	**	47	4 746	949	227	252
7011 pt.	Motels, motor hotels, and tourist courts.....	††	††	††	††	258	49 449	12 287	2 550	1 744
7011 pt.	Motels, tourist courts.....	**	**	**	**	235	36 608	8 414	1 619	1 263
7011 pt.	Motor hotels.....	**	**	**	**	23	12 841	3 873	931	481
702, 3, 4	Other lodging places.....	††	††	††	††	101	14 045	2 998	374	222
703	Trailer parks and camps.....	††	††	††	††	88	13 692	2 930	354	206
702, 4	Rooming, boarding, and membership lodging.....	††	††	††	††	13	353	68	20	16
72	Personal services	††	††	††	††	695	86 123	30 438	6 801	3 523
721	Laundry, cleaning, and garment services.....	††	††	††	††	149	41 456	14 827	3 356	1 560
7215	Coin-operated laundries and dry cleaning.....	††	††	††	††	45	3 123	668	143	110
721 ex. 7215	Other laundry, cleaning, and garment services.....	††	††	††	††	104	38 333	14 159	3 213	1 450
7211	Power laundries, family and commercial*.....	**	**	**	**	9	6 835	3 586	783	348
7216	Dry-cleaning plants, except rug cleaning*.....	**	**	**	**	59	10 991	3 891	851	511
Other 721	Laundry and cleaning services, n.e.c.*.....	**	**	**	**	36	20 507	6 682	1 579	591
7212	Garment pressing and agents for laundries and dry cleaners.....	**	**	**	**	5	(D)	(D)	(D)	(D)
7213	Linen supply*.....	**	**	**	**	8	8 438	2 677	629	234
7217	Carpet and upholstery cleaning.....	**	**	**	**	14	1 286	415	99	72
7218	Industrial launderers*.....	**	**	**	**	4	10 296	3 392	805	254
7214, 9	Other laundry, garment services, including diaper*.....	**	**	**	**	5	(D)	(D)	(D)	(D)
722	Photographic studios, portrait.....	††	††	††	††	20	3 004	765	169	114
723, 4	Beauty and barber shops.....	††	††	††	††	354	21 431	8 925	1 950	1 135
723	Beauty shops.....	††	††	††	††	326	19 938	8 232	1 804	1 054
724	Barber shops.....	††	††	††	††	28	1 493	693	146	81
725	Shoe repair, shoe shine, and hat-cleaning shops.....	††	††	††	††	9	428	100	19	20
726	Funeral service and crematories.....	††	††	††	††	73	12 342	3 364	690	235
729	Miscellaneous personal services.....	††	††	††	††	90	7 462	2 457	617	459
73	Business services	††	††	††	††	853	234 243	94 096	22 645	7 374
731	Advertising.....	††	††	††	††	54	11 196	4 400	1 059	274
7311	Advertising agencies.....	**	**	**	**	47	9 934	4 033	990	242
7312	Outdoor advertising services.....	**	**	**	**	2	(D)	(D)	(D)	(D)
7313	Radio, TV, publishers' advertising representatives.....	**	**	**	**	4	(D)	(D)	(D)	(D)
7319	Advertising, n.e.c.....	**	**	**	**	1	(D)	(D)	(D)	(D)
734	Services to dwellings and other buildings.....	††	††	††	††	154	16 447	7 869	1 741	1 319
7341	Window cleaning.....	**	**	**	**	2	(D)	(D)	(D)	(D)
7342	Disinfecting and exterminating services.....	**	**	**	**	4	951	455	86	32
7349	Cleaning and maintenance services, n.e.c.....	**	**	**	**	148	(D)	(D)	(D)	(D)
737	Computer and data processing services.....	††	††	††	††	107	79 335	32 007	7 804	1 500
7372	Computer programming and other software services.....	**	**	**	**	55	25 070	9 610	2 245	437
7374	Data processing services.....	**	**	**	**	28	38 116	14 167	3 833	699
7379	Computer related services, n.e.c.....	**	**	**	**	24	16 149	8 230	1 726	364
7392	Management, consulting, and public relations services.....	††	††	††	††	154	37 302	13 625	3 161	663
7394	Equipment rental and leasing services.....	††	††	††	††	67	14 497	4 066	938	280
Other 73	Other business services.....	††	††	††	††	317	75 466	32 129	7 942	3 338
732	Credit reporting, collection agencies.....	**	**	**	**	16	5 518	1 789	443	142
7331	Direct mail advertising services.....	**	**	**	**	5	(D)	(D)	(D)	(D)
7332	Blueprinting and photocopying services.....	**	**	**	**	13	1 311	363	78	44
7333	Commercial photography, art, and graphics.....	**	**	**	**	25	4 101	1 230	285	87
7339	Stenographic services; and reproduction services, n.e.c.....	**	**	**	**	19	1 186	369	95	49
736	Personnel supply services.....	**	**	**	**	52	16 410	10 810	2 814	1 280
7361	Employment agencies.....	**	**	**	**	32	5 678	3 169	921	229
7362	Help supply services.....	**	**	**	**	20	10 732	7 641	1 893	1 051
7369	Facilities management services.....	**	**	**	**	-	-	-	-	-
7391	Research and development laboratories.....	**	**	**	**	16	2 539	1 159	267	59
7397	Testing laboratories and facilities.....	**	**	**	**	6	3 205	1 161	285	90
7393	Detective agencies and protective services.....	**	**	**	**	41	12 367	6 946	1 761	806
7395	Photofinishing laboratories*.....	**	**	**	**	11	2 086	526	111	42
7399 pt.	Sign painting shops.....	**	**	**	**	5	504	158	43	21
7399 pt.	Interior designing.....	**	**	**	**	5	348	27	5	5
7399 pt.	Telephone answering services.....	**	**	**	**	12	1 578	891	214	135
735, 7396, 7399 pt.	Other business services, n.e.c.....	**	**	**	**	91	(D)	(D)	(D)	(D)
75	Automotive repair, services, and garages	††	††	††	††	498	115 787	24 146	5 558	2 030
751	Automotive rental and leasing, without drivers.....	††	††	††	††	44	33 255	4 308	1 002	301
752	Automobile parking.....	††	††	††	††	3	(D)	(D)	(D)	(D)
7523	Parking lots.....	**	**	**	**	-	-	-	-	-
7525	Parking structures.....	**	**	**	**	3	(D)	(D)	(D)	(D)

Table 1a. Summary Statistics for Firms Subject to Federal Income Tax for the State: 1982—Con.

[For meaning of abbreviations and symbols, see introductory text. For explanation of terms and comparability of 1977 and 1982 censuses, see appendix A]

SIC code	Kind of business or operation	All establishments				Establishments with payroll				Paid employees for pay period including March 12 (number)
		Number	Receipts (\$1,000)	Unincorporated businesses or operations		Number	Receipts (\$1,000)	Annual payroll (\$1,000)	First quarter payroll (\$1,000)	
				Individual proprietorships (number)	Partnerships (number)					
75	Automotive repair, services, and garages—Con.									
753	Automotive repair shops.....	††	††	††	††	421	78 674	18 750	4 324	1 576
7538	General automotive repair shops.....	††	††	††	††	207	35 089	7 151	1 726	680
7538 pt.	General automotive repair shops, except diesel.....	**	**	**	**	194	28 167	5 859	1 320	572
7538 pt.	Diesel repair shops.....	**	**	**	**	13	6 922	1 292	406	108
7531	Top and body repair shops.....	††	††	††	††	144	25 354	7 142	1 584	553
7534, 5, 9	Other automotive repair shops.....	††	††	††	††	70	18 231	4 457	1 014	343
7534	Tire retreading and repair shops.....	**	**	**	**	7	4 878	945	250	77
7535	Paint shops.....	**	**	**	**	10	2 801	931	198	69
7539 pt.	Auto electrical and fuel system services.....	**	**	**	**	12	1 357	419	92	35
7539 pt.	Radiator repair.....	**	**	**	**	8	1 538	257	58	18
7539 pt.	Glass replacement and repair.....	**	**	**	**	2	(D)	(D)	(D)	(D)
7539 pt.	Brake, front end, and wheel alignment.....	**	**	**	**	10	1 565	450	100	37
7539 pt.	Exhaust system services (muffler shops).....	**	**	**	**	7	2 520	516	109	38
7539 pt.	Transmission repair shops.....	**	**	**	**	11	2 987	794	177	57
7539 pt.	Other automotive repair shops, n.e.c.....	**	**	**	**	3	(D)	(D)	(D)	(D)
754	Automotive services, except repair.....	††	††	††	††	30	(D)	(D)	(D)	(D)
7542	Car washes.....	**	**	**	**	15	(D)	(D)	(D)	(D)
7549	Other automotive services.....	**	**	**	**	15	2 043	556	108	55
76	Miscellaneous repair services.....	††	††	††	††	215	34 041	10 621	2 319	767
762	Electrical and electronic repair shops.....	††	††	††	††	66	11 495	3 741	831	233
7622	Radio and TV repair shops.....	††	††	††	††	20	3 013	937	207	69
7623, 9	Other electrical and electronic repair shops.....	††	††	††	††	46	8 482	2 804	624	164
7623	Refrigeration and air-conditioning repair shops.....	**	**	**	**	16	3 310	1 019	203	61
7629	Electrical and electronic repair shops, n.e.c.....	**	**	**	**	30	5 172	1 785	421	103
764	Reupholstery and furniture repair.....	††	††	††	††	31	2 390	806	179	88
763, 9	Other repair shops and related services.....	††	††	††	††	118	20 156	6 074	1 309	446
763	Watch, clock, and jewelry repair.....	**	**	**	**	2	(D)	(D)	(D)	(D)
769	Miscellaneous repair and related services.....	**	**	**	**	116	(D)	(D)	(D)	(D)
7692	Welding repair.....	**	**	**	**	11	2 624	891	194	58
7694	Armature rewinding shops.....	**	**	**	**	11	5 343	1 781	394	98
7699	Repair shops and related services, n.e.c.....	**	**	**	**	94	(D)	(D)	(D)	(D)
78, 79	Amusement and recreation services, including motion pictures.....	††	††	††	††	367	113 297	29 912	6 985	4 424
781, 2	Motion picture production, distribution, and services.....	††	††	††	††	8	1 138	286	58	52
783	Motion picture theaters.....	††	††	††	††	45	11 012	1 484	322	303
7832	Motion picture theaters, except drive-in.....	**	**	**	**	29	9 920	1 288	289	274
7833	Drive-in motion picture theaters.....	**	**	**	**	16	1 092	196	33	29
792	Producers, orchestras, and entertainers.....	††	††	††	††	14	1 422	456	91	58
7922	Theatrical producers (except motion picture) and miscellaneous theatrical services.....	**	**	**	**	9	1 298	394	78	38
7929	Bands, orchestras, actors, and other entertainers and entertainment groups.....	**	**	**	**	5	124	62	13	20
793	Bowling alleys and billiards and pool establishments.....	††	††	††	††	32	8 157	2 342	590	321
7932	Billiard and pool establishments.....	††	††	††	††	-	-	-	-	-
7933	Bowling alleys.....	††	††	††	††	32	8 157	2 342	590	321
79 ex. 792, 3	Commercial sports and other amusement and recreation services.....	††	††	††	††	268	91 568	25 344	5 924	3 690
794	Commercial sports.....	††	††	††	††	20	18 249	4 084	790	542
7941	Professional sports clubs, managers, promoters.....	††	††	††	††	1	(D)	(D)	(D)	(D)
7948	Racing, including track operation.....	††	††	††	††	19	(D)	(D)	(D)	(D)
79 ex. 792, 3, 4	Other amusement and recreation services.....	††	††	††	††	248	73 319	21 260	5 134	3 148
791	Dance halls, studios, and schools.....	**	**	**	**	17	1 089	252	66	77
7992	Public golf courses.....	**	**	**	**	10	2 628	945	170	90
7993	Coin-operated amusement device operators.....	**	**	**	**	23	7 852	1 850	338	111
7996	Amusement parks.....	**	**	**	**	8	9 368	3 407	327	132
7997	Membership sports and recreation clubs.....	**	**	**	**	65	16 897	5 104	1 131	698
7999	Amusement and recreation services, n.e.c.....	**	**	**	**	125	35 485	9 702	3 102	2 040
7999 pt.	Concession operators of amusement devices, rides.....	**	**	**	**	12	(D)	(D)	(D)	(D)
7999 pt.	Carnivals, circuses, and fairs.....	**	**	**	**	1	(D)	(D)	(D)	(D)
7999 pt.	Other commercial recreation and amusements.....	**	**	**	**	112	32 231	9 195	3 049	2 019
80, ex. 806	Health services, except hospitals.....	††	††	††	††	1 357	309 129	135 621	32 473	8 990
801	Offices of physicians.....	††	††	††	††	652	166 586	79 237	19 417	3 293
802	Offices of dentists.....	††	††	††	††	429	61 494	20 536	4 587	1 704
803	Offices of osteopathic physicians.....	††	††	††	††	3	569	242	46	11
8041	Offices of chiropractors.....	††	††	††	††	51	4 656	1 160	266	122
8042	Offices of optometrists.....	††	††	††	††	62	7 134	1 475	363	162
805	Nursing and personal care facilities.....	††	††	††	††	47	49 260	25 861	6 064	3 092
8049, 807, 8, 9	Other health services.....	††	††	††	††	113	19 430	7 110	1 730	606
807	Medical and dental laboratories.....	††	††	††	††	32	7 292	2 677	751	254
8071	Medical laboratories.....	††	††	††	††	10	(D)	(D)	(D)	(D)
8072	Dental laboratories.....	††	††	††	††	22	(D)	(D)	(D)	(D)
8049, 808, 9	Other health services, n.e.c.....	††	††	††	††	81	12 138	4 433	979	352
81	Legal services.....	††	††	††	††	425	101 684	42 782	9 168	2 254

Table 1a. Summary Statistics for Firms Subject to Federal Income Tax for the State: 1982—Con.

[For meaning of abbreviations and symbols, see introductory text. For explanation of terms and comparability of 1977 and 1982 censuses, see appendix A]

SIC code	Kind of business or operation	All establishments				Establishments with payroll				
		Number	Receipts (\$1,000)	Unincorporated businesses or operations		Number	Receipts (\$1,000)	Annual payroll (\$1,000)	First quarter payroll (\$1,000)	Paid employees for pay period including March 12 (number)
				Individual proprietorships (number)	Partnerships (number)					
823, 4, 9	Selected educational services	††	††	††	††	43	2 751	672	155	104
823	Libraries and information centers	**	**	**	**	1	(D)	(D)	(D)	(D)
824	Correspondence schools and vocational schools	**	**	**	**	6	(D)	(D)	(D)	(D)
829	Schools and educational services, n.e.c.	**	**	**	**	36	1 719	448	96	74
891	Engineering, architectural, and surveying services	††	††	††	††	235	59 393	29 110	6 704	1 622
891 pt.	Architectural services	**	**	**	**	44	11 197	4 625	1 053	256
891 pt.	Engineering services	**	**	**	**	122	41 382	21 206	4 952	1 117
891 pt.	Surveying services	**	**	**	**	69	6 814	3 279	699	249
893	Accounting, auditing, and bookkeeping services	††	††	††	††	204	33 659	14 130	3 443	995
83, 892, 9	Social and other services	††	††	††	††	187	16 201	6 695	1 636	823
83	Social services	**	**	**	**	148	9 145	3 252	759	622
835	Child day care services	**	**	**	**	107	3 800	1 548	385	384
832, 3, 6, 9	Other social services	**	**	**	**	41	5 345	1 704	374	238
892, 9	Other services	**	**	**	**	39	7 056	3 443	877	201

Table 1b. Summary Statistics for Firms Exempt From Federal Income Tax for the State: 1982

[Includes only establishments with payroll. For meaning of abbreviations and symbols, see introductory text. For explanation of terms and comparability of 1977 and 1982 censuses, see appendix A]

SIC code	Kind of business or operation	Establishments (number)	Revenue (\$1,000)	Annual payroll (\$1,000)	First quarter payroll (\$1,000)	Paid employees for pay period including March 12 (number)
	Total	990	209 520	91 116	20 982	10 389
7011 pt., 7032, 704	Hotels, camps, and membership lodging	39	8 116	1 989	247	125
7011 pt.	Hotels	-	-	-	-	-
7032	Sporting and recreational camps	31	7 700	1 909	224	103
704	Organization hotels and lodging houses, on membership basis	8	416	80	23	22
7391, 2, 7	Research, testing, and consulting services	4	(D)	(D)	(D)	(D)
7391	Research and development laboratories	1	(D)	(D)	(D)	(D)
7392	Management, consulting, and public relations services	3	(D)	(D)	(D)	(D)
7397	Testing laboratories and facilities	-	-	-	-	-
792, 7997, 7999 pt., 84	Selected amusement, recreation, and related services	66	14 557	5 542	1 036	585
792	Producers, orchestras, and entertainers	14	2 288	958	163	84
7922	Theatrical producers (except motion picture) and miscellaneous theatrical services	10	1 794	769	131	69
7929	Bands, orchestras, actors, and other entertainers and entertainment groups	4	494	189	32	15
7999 pt., 84	Museums, art galleries, and botanical and zoological gardens	21	2 886	1 353	311	168
7999 pt.	Commercial museums, art galleries, and botanical and zoological gardens	3	(D)	(D)	(D)	(D)
84	Noncommercial museums, art galleries, and botanical and zoological gardens	18	(D)	(D)	(D)	(D)
8411	Noncommercial museums and art galleries	17	(D)	(D)	(D)	(D)
8421	Noncommercial arboreta, botanical and zoological gardens	1	(D)	(D)	(D)	(D)
7997	Membership sports and recreation clubs	23	7 444	2 809	516	307
7999 pt.	Fairs	8	1 939	422	46	26
805, 8, 9	Selected health services	97	41 647	24 657	5 992	2 320
805	Nursing and personal care facilities	14	8 277	5 822	1 520	751
8051	Skilled nursing care facilities	5	(D)	(D)	(D)	(D)
8059	Nursing and personal care facilities, n.e.c.	9	(D)	(D)	(D)	(D)
808	Outpatient care facilities	33	19 365	9 676	2 270	665
809	Health and allied services, n.e.c.	50	14 005	9 159	2 202	904
81	Legal aid societies and similar legal services	15	(D)	(D)	(D)	(D)
823, 4, 9	Selected educational services	29	3 020	1 066	258	176
823	Libraries and information centers	16	(D)	(D)	(D)	(D)
824	Correspondence schools and vocational schools	1	(D)	(D)	(D)	(D)
8241, 9	Correspondence and vocational schools, except vocational high schools, n.e.c.	1	(D)	(D)	(D)	(D)
8243, 4	Data processing, business, and secretarial schools	-	-	-	-	-
829	Schools and educational services, n.e.c.	12	2 541	860	209	124

Table 1b. Summary Statistics for Firms Exempt From Federal Income Tax for the State: 1982—Con.

[Includes only establishments with payroll. For meaning of abbreviations and symbols, see introductory text. For explanation of terms and comparability of 1977 and 1982 censuses, see appendix A]

SIC code	Kind of business or operation	Establishments (number)	Revenue (\$1,000)	Annual payroll (\$1,000)	First quarter payroll (\$1,000)	Paid employees for pay period including March 12 (number)
83	Social services -----	355	82 293	37 945	8 666	4 673
835	Child day care services-----	114	7 600	4 570	1 136	842
832, 3, 6, 9	Other social services-----	241	74 693	33 375	7 530	3 831
832	Individual and family social services-----	102	20 250	8 349	1 960	950
833	Job training and vocational rehabilitation services-----	18	14 496	7 937	1 556	880
836	Residential care-----	47	19 601	10 450	2 498	1 350
839	Social services, n.e.c.-----	74	20 346	6 639	1 516	651
861, 2, 4, 9	Selected membership organizations -----	378	54 994	17 285	4 124	2 301
861	Business associations-----	64	12 014	3 768	926	238
864	Civic, social, and fraternal associations-----	254	29 994	8 916	2 117	1 693
862, 9	Other membership organizations-----	60	12 986	4 601	1 081	370
862	Professional membership organizations-----	20	3 136	1 239	279	86
869	Membership organizations, n.e.c.-----	40	9 850	3 362	802	284
892	Noncommercial educational, scientific, and research organizations -----	7	1 843	696	198	84

Table 2a. Comparative Statistics for Firms Subject to Federal Income Tax for the State: 1982 and 1977

[For meaning of abbreviations and symbols, see introductory text. For explanation of terms and comparability of 1977 and 1982 censuses, see appendix A]

SIC code	Kind of business or operation	All establishments					Establishments with payroll					
		1982 (number)	1977 (number)	Receipts			Receipts			Annual payroll		
				1982 (\$1,000)	1977 (\$1,000)	Percent change 1977 to 1982	1982 (\$1,000)	1977 (\$1,000)	Percent change 1977 to 1982	1982 (\$1,000)	1977 (\$1,000)	Percent change 1977 to 1982
	Total -----	††	12 574	††	755 967	(NA)	1 245 952	658 976	89.1	456 795	224 154	103.8
70	Hotels, motels, and other lodging places ---	††	1 117	††	104 023	(NA)	139 644	95 273	46.6	38 572	26 683	44.6
7011	Hotels, motor hotels, and motels-----	††	695	††	89 046	(NA)	125 599	84 985	47.8	35 574	24 275	46.5
7011 pt.	Hotels-----	††	126	††	45 356	(NA)	76 150	45 005	69.2	23 287	14 445	61.2
7011 pt.	Hotels, 25 guestrooms or more-----	**	**	**	**	**	71 404	42 209	69.2	22 338	13 845	61.3
7011 pt.	Hotels, less than 25 guestrooms-----	**	**	**	**	**	4 746	2 796	69.7	949	600	58.2
7011 pt.	Motels, motor hotels, and tourist courts---	††	569	††	43 690	(NA)	49 449	39 980	23.7	12 287	9 830	25.0
7011 pt.	Motels, tourist courts-----	**	**	**	**	**	36 608	30 847	18.7	8 414	7 452	12.9
7011 pt.	Motor hotels-----	**	**	**	**	**	12 841	9 133	40.6	3 873	2 378	62.9
702, 3, 4	Other lodging places-----	††	(NC)	††	(NC)	(X)	14 045	(NC)	(X)	2 998	(NC)	(X)
703	Trailer parks and camps-----	††	289	††	12 322	(NA)	13 692	8 952	52.9	2 930	2 143	36.7
702, 4	Rooming, boarding, and membership lodging-----	††	(NC)	††	(NC)	(X)	353	(NC)	(X)	68	(NC)	(X)
72	Personal services -----	††	2 226	††	65 410	(NA)	86 123	52 580	63.8	30 438	18 953	60.6
721	Laundry, cleaning, and garment services---	††	261	††	25 917	(NA)	41 456	24 275	70.8	14 827	9 125	62.5
7215	Coin-operated laundries and dry cleaning-----	††	88	††	3 308	(NA)	3 123	2 452	27.4	668	529	26.3
721 ex. 7215	Other laundry, cleaning, and garment services-----	††	173	††	22 609	(NA)	38 333	21 823	75.7	14 159	8 596	64.7
7211	Power laundries, family and commercial*-----	**	**	**	**	**	6 835	4 778	43.1	3 586	2 529	41.8
7216	Dry-cleaning plants, except rug cleaning*-----	**	**	**	**	**	10 991	5 084	116.2	3 891	1 911	103.6
Other 721	Laundry and cleaning services, n.e.c.*---	**	**	**	**	**	20 507	11 961	71.4	6 682	4 156	60.8
7212	Garment pressing and agents for laundries and dry cleaners-----	**	**	**	**	**	(D)	(D)	(D)	(D)	(D)	(D)
7213	Linen supply*-----	**	**	**	**	**	8 438	5 307	59.0	2 677	2 121	26.2
7217	Carpet and upholstery cleaning-----	**	**	**	**	**	1 286	475	170.7	415	180	130.6
7218	Industrial laundries*-----	**	**	**	**	**	10 296	(D)	(D)	3 392	(D)	(D)
7214, 9	Other laundry, garment services, including diaper*-----	**	**	**	**	**	(D)	(D)	(D)	(D)	(D)	(D)
722	Photographic studios, portrait-----	††	166	††	2 824	(NA)	3 004	1 194	151.6	765	238	221.4
723, 4	Beauty and barber shops-----	††	1 208	††	18 314	(NA)	21 431	11 845	80.9	8 925	5 098	75.1
723	Beauty shops-----	††	928	††	14 773	(NA)	19 938	10 555	88.9	8 232	4 543	81.2
724	Barber shops-----	††	280	††	3 541	(NA)	1 493	1 290	15.7	693	555	24.9
725	Shoe repair, shoe shine, and hat-cleaning shops-----	††	32	††	1 149	(NA)	428	378	13.2	100	92	8.7
726	Funeral service and crematories-----	††	87	††	9 776	(NA)	12 342	8 752	40.4	3 364	2 210	52.2
729	Miscellaneous personal services-----	††	472	††	7 430	(NA)	7 462	5 603	33.2	2 457	2 027	21.2

Table 2a. Comparative Statistics for Firms Subject to Federal Income Tax for the State: 1982 and 1977—Con.

[For meaning of abbreviations and symbols, see introductory text. For explanation of terms and comparability of 1977 and 1982 censuses, see appendix A]

SIC code	Kind of business or operation	All establishments					Establishments with payroll					
		1982 (number)	1977 (number)	Receipts			Receipts			Annual payroll		
				1982 (\$1,000)	1977 (\$1,000)	Percent change 1977 to 1982	1982 (\$1,000)	1977 (\$1,000)	Percent change 1977 to 1982	1982 (\$1,000)	1977 (\$1,000)	Percent change 1977 to 1982
73	Business services	††	1 987	††	102 420	(NA)	234 243	83 305	181.2	94 096	34 783	170.5
731	Advertising	††	128	††	6 589	(NA)	11 196	4 620	142.3	4 400	1 919	129.3
7311	Advertising agencies	**	**	**	**	**	9 934	4 007	147.9	4 033	1 715	135.2
7312	Outdoor advertising services	**	**	**	**	**	(D)	(D)	(D)	(D)	(D)	(D)
7313	Radio, TV, publishers' advertising representatives	**	**	**	**	**	(D)	(D)	(D)	(D)	(D)	(D)
7319	Advertising, n.e.c.	**	**	**	**	**	(D)	(D)	(D)	(D)	(D)	(D)
734	Services to dwellings and other buildings	††	396	††	8 638	(NA)	16 447	6 663	146.8	7 869	2 711	190.3
7341	Window cleaning	**	**	**	**	**	352	(D)	(D)	133	(D)	(D)
7342	Disinfecting and exterminating services	**	**	**	**	**	951	570	66.8	455	226	101.3
7349	Cleaning and maintenance services, n.e.c.	**	**	**	**	**	(D)	5 741	(D)	(D)	2 352	(D)
737	Computer and data processing services	††	81	††	20 384	(NA)	79 335	24 471	224.2	32 007	10 855	194.9
7372	Computer programming and other software services	**	**	**	**	**	25 070	5 912	324.1	9 610	2 533	279.4
7374	Data processing services	**	**	**	**	**	38 116	12 973	193.8	14 167	5 885	140.7
7379	Computer related services, n.e.c.	**	**	**	**	**	16 149	5 586	189.1	8 230	2 473	232.8
7392	Management, consulting, and public relations services	††	732	††	20 714	(NA)	37 302	11 482	224.9	13 625	4 104	232.0
7394	Equipment rental and leasing services	††	148	††	12 854	(NA)	14 497	11 540	25.6	4 066	2 988	36.1
Other 73	Other business services	††	502	††	33 241	(NA)	75 466	29 260	157.9	32 129	14 377	123.5
732	Credit reporting, collection agencies	**	**	**	**	**	5 518	1 810	204.9	1 789	803	122.8
7331	Direct mail advertising services	**	**	**	**	**	(D)	1 135	(D)	(D)	111	(D)
7332	Blueprinting and photocopying services	**	**	**	**	**	1 311	345	280.0	363	63	476.2
7333	Commercial photography, art, and graphics	**	**	**	**	**	4 101	1 463	180.3	1 230	529	132.5
7339	Stenographic services; and reproduction services, n.e.c.	**	**	**	**	**	1 186	277	328.2	369	51	623.5
736	Personnel supply services	**	**	**	**	**	16 410	4 917	233.7	10 810	3 236	234.1
7361	Employment agencies	**	**	**	**	**	5 678	2 154	163.6	3 169	1 123	182.2
7362	Help supply services	**	**	**	**	**	10 732	2 763	288.4	7 641	2 113	261.6
7369	Facilities management services	**	**	**	**	**	-	-	-	-	-	-
7391	Research and development laboratories	**	**	**	**	**	2 539	2 027	25.3	1 159	931	24.5
7397	Testing laboratories and facilities	**	**	**	**	**	3 205	(D)	(D)	1 161	(D)	(D)
7393	Detective agencies and protective services	**	**	**	**	**	12 367	(D)	(D)	6 946	(D)	(D)
7395	Photofinishing laboratories*	**	**	**	**	**	2 086	1 434	45.5	526	327	60.9
7399 pt.	Sign painting shops	**	**	**	**	**	504	397	27.0	158	123	28.5
7399 pt.	Interior designing	**	**	**	**	**	348	(D)	(D)	27	(D)	(D)
7399 pt.	Telephone answering services	**	**	**	**	**	1 578	719	119.5	891	397	124.4
735, 7396, 7399 pt.	Other business services, n.e.c.	**	**	**	**	**	(D)	9 308	(D)	(D)	4 289	(D)
75	Automotive repair, services, and garages	††	982	††	78 742	(NA)	115 787	68 610	68.8	24 146	15 155	59.3
751	Automotive rental and leasing, without drivers	††	56	††	14 668	(NA)	33 255	14 150	135.0	4 308	1 930	123.2
752	Automobile parking	††	3	††	45	(NA)	(D)	(D)	(D)	(D)	(D)	(D)
7523	Parking lots	**	**	**	**	**	(D)	(D)	(D)	(D)	(D)	(D)
7525	Parking structures	**	**	**	**	**	(D)	(D)	(D)	(D)	(D)	(D)
753	Automotive repair shops	††	844	††	61 030	(NA)	78 674	52 204	50.7	18 750	12 669	48.0
7538	General automotive repair shops	††	492	††	29 501	(NA)	35 089	23 627	48.5	7 151	4 778	49.7
7538 pt.	General automotive repair shops, except diesel	**	**	**	**	**	28 167	20 978	34.3	5 859	4 158	40.9
7538 pt.	Diesel repair shops	**	**	**	**	**	6 922	2 649	161.3	1 292	620	108.4
7531	Top and body repair shops	††	261	††	17 148	(NA)	25 354	14 585	73.8	7 142	4 316	65.5
7534, 5, 9	Other automotive repair shops	††	91	††	14 381	(NA)	18 231	13 992	30.2	4 457	3 575	24.7
7534	Tire retreading and repair shops	**	**	**	**	**	4 878	1 798	171.3	945	310	204.8
7535	Paint shops	**	**	**	**	**	2 801	2 050	36.6	931	737	26.3
7539 pt.	Auto electrical and fuel system services	**	**	**	**	**	1 357	902	50.4	419	212	97.6
7539 pt.	Radiator repair	**	**	**	**	**	1 538	988	55.7	257	262	-1.9
7539 pt.	Glass replacement and repair	**	**	**	**	**	(D)	314	(D)	(D)	88	(D)
7539 pt.	Brake, front end, and wheel alignment	**	**	**	**	**	1 565	1 190	31.5	450	310	45.2
7539 pt.	Exhaust system services (muffler shops)	**	**	**	**	**	2 520	(D)	(D)	516	(D)	(D)
7539 pt.	Transmission repair shops	**	**	**	**	**	2 987	1 778	68.0	794	413	92.3
7539 pt.	Other automotive repair shops, n.e.c.	**	**	**	**	**	(D)	(D)	(D)	(D)	(D)	(D)
754	Automotive services, except repair	††	79	††	2 999	(NA)	(D)	(D)	(D)	(D)	(D)	(D)
7542	Car washes	**	**	**	**	**	(D)	1 220	(D)	(D)	282	(D)
7549	Other automotive services	**	**	**	**	**	2 043	(D)	(D)	556	(D)	(D)
76	Miscellaneous repair services	††	655	††	24 368	(NA)	34 041	18 191	87.1	10 621	5 332	99.2
762	Electrical and electronic repair shops	††	205	††	8 698	(NA)	11 495	6 160	86.6	3 741	1 844	102.9
7622	Radio and TV repair shops	††	113	††	3 532	(NA)	3 013	1 953	54.3	937	520	80.2
7623, 9	Other electrical and electronic repair shops	††	92	††	5 166	(NA)	8 482	4 207	101.6	2 804	1 324	111.8
7623	Refrigeration and air-conditioning repair shops	**	**	**	**	**	3 310	1 856	78.3	1 019	474	115.0
7629	Electrical and electronic repair shops, n.e.c.	**	**	**	**	**	5 172	2 351	120.0	1 785	850	110.0
764	Reupholstery and furniture repair	††	123	††	2 425	(NA)	2 390	1 557	53.5	806	451	78.7

Table 2a. Comparative Statistics for Firms Subject to Federal Income Tax for the State: 1982 and 1977—Con.

[For meaning of abbreviations and symbols, see introductory text. For explanation of terms and comparability of 1977 and 1982 censuses, see appendix A]

SIC code	Kind of business or operation	All establishments					Establishments with payroll					
		1982 (number)	1977 (number)	Receipts			Receipts			Annual payroll		
				1982 (\$1,000)	1977 (\$1,000)	Percent change 1977 to 1982	1982 (\$1,000)	1977 (\$1,000)	Percent change 1977 to 1982	1982 (\$1,000)	1977 (\$1,000)	Percent change 1977 to 1982
76	Miscellaneous repair services—Con.											
763, 9	Other repair shops and related services ---	††	327	††	13 245	(NA)	20 156	10 474	92.4	6 074	3 037	100.0
763	Watch, clock, and jewelry repair -----	††	††	††	††	††	(D)	(D)	(D)	(D)	(D)	(D)
769	Miscellaneous repair and related services -----	††	††	††	††	††	(D)	(D)	(D)	(D)	(D)	(D)
7692	Welding repair -----	††	††	††	††	††	2 624	1 087	141.4	891	386	130.8
7694	Armature rewinding shops -----	††	††	††	††	††	5 343	2 410	121.7	1 781	629	183.1
7699	Repair shops and related services, n.e.c. -----	††	††	††	††	††	(D)	(D)	(D)	(D)	(D)	(D)
78, 79	Amusement and recreation services, including motion pictures -----	††	1 116	††	89 910	(NA)	113 297	81 496	39.0	29 912	21 119	41.6
781, 2	Motion picture production, distribution, and services -----	††	23	††	761	(NA)	1 138	430	164.7	286	107	167.3
783	Motion picture theaters -----	††	51	††	(D)	(NA)	11 012	6 429	71.3	1 484	968	53.3
7832	Motion picture theaters, except drive-in ---	††	††	††	††	††	9 920	5 345	85.6	1 288	766	68.1
7833	Drive-in motion picture theaters -----	††	††	††	††	††	1 092	1 084	.7	196	202	-3.0
792	Producers, orchestras, and entertainers ---	††	377	††	4 482	(NA)	1 422	1 011	40.7	456	329	38.6
7922	Theatrical producers (except motion picture) and miscellaneous theatrical services -----	††	††	††	††	††	1 298	(D)	(D)	394	(D)	(D)
7929	Bands, orchestras, actors, and other entertainers and entertainment groups ---	††	††	††	††	††	124	(D)	(D)	62	(D)	(D)
793	Bowling alleys and billiards and pool establishments -----	††	51	††	5 423	(NA)	8 157	5 134	58.9	2 342	1 469	59.4
7932	Billiard and pool establishments -----	††	10	††	140	(NA)	-	75	-100.0	-	11	-100.0
7933	Bowling alleys -----	††	41	††	5 283	(NA)	8 157	5 059	61.2	2 342	1 458	60.6
79 ex. 792, 3	Commercial sports and other amusement and recreation services -----	††	614	††	(D)	(NA)	91 568	67 724	35.2	25 344	18 153	39.6
794	Commercial sports -----	††	††	††	††	††	18 249	29 176	-37.5	4 084	7 084	-42.4
7941	Professional sports clubs, managers, promoters -----	††	††	††	††	††	(D)	(D)	(D)	(D)	(D)	(D)
7948	Racing, including track operation -----	††	††	††	††	††	(D)	(D)	(D)	(D)	(D)	(D)
79 ex. 792, 3, 4	Other amusement and recreation services -----	††	††	††	††	††	73 319	38 548	90.2	21 260	11 069	92.1
791	Dance halls, studios, and schools -----	††	††	††	††	††	1 089	952	14.4	252	189	33.3
7992	Public golf courses -----	††	††	††	††	††	2 628	1 822	44.2	945	672	40.6
7993	Coin-operated amusement device operators -----	††	††	††	††	††	7 852	3 114	152.2	1 850	523	253.7
7996	Amusement parks -----	††	††	††	††	††	9 368	5 241	78.7	3 407	1 638	108.0
7997	Membership sports and recreation clubs -----	††	††	††	††	††	16 897	6 394	164.3	5 104	1 921	165.7
7999	Amusement and recreation services, n.e.c. -----	††	††	††	††	††	35 485	21 025	68.8	9 702	6 126	58.4
7999 pt.	Concession operators of amusement devices, rides -----	††	††	††	††	††	(D)	1 028	(D)	(D)	178	(D)
7999 pt.	Carnivals, circuses, and fairs -----	††	††	††	††	††	(D)	371	(D)	(D)	55	(D)
7999 pt.	Other commercial recreation and amusements -----	††	††	††	††	††	32 231	19 626	64.2	9 195	5 893	56.0
80, ex. 806	Health services, except hospitals -----	††	1 775	††	(D)	(NA)	309 129	(D)	(D)	135 621	(D)	(D)
801	Offices of physicians -----	††	648	††	90 512	(NA)	166 586	85 849	94.0	79 237	36 991	114.2
802	Offices of dentists -----	††	429	††	33 846	(NA)	61 494	32 087	91.6	20 536	8 814	133.0
803	Offices of osteopathic physicians -----	††	2	††	(D)	(NA)	569	(D)	(D)	242	(D)	(D)
8041	Offices of chiropractors -----	††	112	††	2 923	(NA)	4 656	(D)	(D)	1 160	(D)	(D)
8042	Offices of optometrists -----	††	79	††	5 650	(NA)	7 134	4 406	61.9	1 475	750	96.7
805	Nursing and personal care facilities -----	††	83	††	25 239	(NA)	49 260	24 828	98.4	25 861	12 274	110.7
8049, 807, 8, 9	Other health services -----	††	422	††	(D)	(NA)	19 430	9 244	110.2	7 110	3 354	112.0
807	Medical and dental laboratories -----	††	53	††	(D)	(NA)	7 292	5 925	23.1	2 677	2 300	16.4
8071	Medical laboratories -----	††	16	††	(D)	(NA)	3 323	(D)	(D)	1 225	(D)	(D)
8072	Dental laboratories -----	††	37	††	3 050	(NA)	(D)	2 602	(D)	(D)	1 075	(D)
8049, 808, 9	Other health services, n.e.c. -----	††	369	††	(D)	(NA)	12 138	3 319	265.7	4 433	1 054	320.6
81	Legal services -----	††	480	††	54 793	(NA)	101 684	52 507	93.7	42 782	18 001	137.7
823, 4, 9	Selected educational services -----	††	378	††	(D)	(NA)	2 751	(D)	(D)	672	(D)	(D)
823	Libraries and information centers -----	††	††	††	††	††	(D)	41	(D)	(D)	17	(D)
824	Correspondence schools and vocational schools -----	††	††	††	††	††	(D)	(D)	(D)	(D)	(D)	(D)
829	Schools and educational services, n.e.c. ---	††	††	††	††	††	1 719	1 265	35.9	448	400	12.0
891	Engineering, architectural, and surveying services -----	††	418	††	26 915	(NA)	59 393	23 600	151.7	29 110	11 539	152.3
891 pt.	Architectural services -----	††	††	††	††	††	11 197	5 100	119.5	4 625	1 859	148.8
891 pt.	Engineering services -----	††	††	††	††	††	41 382	13 657	203.0	21 206	7 329	189.3
891 pt.	Surveying services -----	††	††	††	††	††	6 814	4 843	40.7	3 279	2 351	39.5
893	Accounting, auditing, and bookkeeping services -----	††	495	††	16 849	(NA)	33 659	14 337	134.8	14 130	5 524	155.8
83, 892, 9	Social and other services -----	††	945	††	16 007	(NA)	16 201	7 398	119.0	6 695	3 261	105.3
83	Social services -----	††	††	††	††	††	9 145	3 904	134.2	3 252	1 688	92.7
835	Child day care services -----	††	††	††	††	††	3 800	1 588	139.3	1 548	698	121.8
832, 3, 6, 9	Other social services -----	††	††	††	††	††	5 345	2 316	130.8	1 704	990	72.1
892, 9	Other services -----	††	††	††	††	††	7 056	3 494	101.9	3 443	1 573	118.9

Table 2b. Comparative Statistics for Firms Exempt From Federal Income Tax for the State: 1982 and 1977

[Includes only establishments with payroll. For meaning of abbreviations and symbols, see introductory text. For explanation of terms and comparability of 1977 and 1982 censuses, see appendix A]

SIC code	Kind of business or operation	Establishments		Expenses			Annual payroll		
		1982 (number)	1977 (number)	1982 (\$1,000)	1977 (\$1,000)	Percent change 1977 to 1982	1982 (\$1,000)	1977 (\$1,000)	Percent change 1977 to 1982
	Total	990	(NC)	198 283	(NC)	(X)	91 116	(NC)	(X)
7011 pt., 7032, 704	Hotels, camps, and membership lodging	39	(NC)	7 258	(NC)	(X)	1 989	(NC)	(X)
7391, 2, 7	Research, testing, and consulting services	4	(NC)	(D)	(NC)	(X)	(D)	(NC)	(X)
792, 7997, 7999 pt., 84	Selected amusement, recreation, and related services	66	(NC)	14 402	(NC)	(X)	5 542	(NC)	(X)
805, 8, 9	Selected health services	97	94	41 461	18 655	122.3	24 657	12 345	99.7
805	Nursing and personal care facilities.....	14	16	9 557	5 328	79.4	5 822	3 282	77.4
808	Outpatient care facilities.....	33	36	17 499	8 460	106.8	9 676	5 953	62.5
809	Health and allied services, n.e.c.	50	42	14 405	4 867	196.0	9 159	3 110	194.5
81	Legal aid societies and similar legal services	15	8	(D)	(D)	(D)	(D)	(D)	(D)
823, 4, 9	Selected educational services.....	29	32	2 715	(D)	(D)	1 066	(D)	(D)
83	Social services	355	284	79 022	33 223	137.9	37 945	16 833	125.4
835	Child day care services	114	94	7 580	4 423	71.4	4 570	2 746	66.4
832, 3, 6, 9	Other social services.....	241	190	71 442	28 800	148.1	33 375	14 087	136.9
861, 2, 4, 9	Selected membership organizations	378	358	48 717	(D)	(D)	17 285	(D)	(D)
861	Business associations.....	64	65	11 431	4 029	183.7	3 768	1 646	128.9
864	Civic, social, and fraternal associations	254	239	24 412	14 990	62.9	8 916	5 200	71.5
862, 9	Other membership organizations	60	54	12 874	(D)	(D)	4 601	(D)	(D)
892	Noncommercial educational, scientific, and research organizations	7	7	1 738	724	140.1	696	408	70.6

Table 3a. Selected Ratios for Firms Subject to Federal Income Tax for the State: 1982

[For meaning of abbreviations and symbols, see introductory text. For explanation of terms and comparability of 1977 and 1982 censuses, see appendix A]

SIC code	Kind of business or operation	All establishments—Receipts per establishment (dollars)	Establishments with payroll				Establishments without payroll—Receipts per establishment (dollars)
			Receipts		Annual payroll per employee ¹ (dollars)	Employees per establishment ¹ (number)	
			Per establishment (dollars)	Per employee ¹ (dollars)			
	Total	††	224 658	32 582	11 945	7	††
70	Hotels, motels, and other lodging places	††	299 024	26 180	7 231	11	††
7011	Hotels, motor hotels, and motels	††	343 167	24 569	6 959	14	††
7011 pt.	Hotels.....	††	705 093	22 610	6 914	31	††
7011 pt.	Hotels, 25 guestrooms or more	**	1 170 557	22 915	7 169	51	**
7011 pt.	Hotels, less than 25 guestrooms	**	100 979	18 833	3 768	5	**
7011 pt.	Motels, motor hotels, and tourist courts	††	191 663	28 354	7 045	7	††
7011 pt.	Motels, tourist courts.....	**	155 779	28 985	6 662	5	**
7011 pt.	Motor hotels	**	558 304	26 696	8 052	21	**
702, 3, 4	Other lodging places	††	139 059	63 266	13 505	2	††
703	Trailing parks and camps	††	155 591	66 466	14 223	2	††
702, 4	Rooming, boarding, and membership lodging	††	27 154	22 063	4 250	1	††
72	Personal services	††	123 918	24 446	8 640	5	††
721	Laundry, cleaning, and garment services	††	278 228	26 574	9 504	10	††
7215	Coin-operated laundries and dry cleaning	††	69 400	28 391	6 073	2	††
721 ex. 7215	Other laundry, cleaning, and garment services	††	368 587	26 437	9 765	14	††
7211	Power laundries, family and commercial*	**	759 444	19 641	10 305	39	**
7216	Dry-cleaning plants, except rug cleaning*	**	186 288	21 509	7 614	9	**
Other 721	Laundry and cleaning services, n.e.c.*	**	569 639	34 699	11 306	16	**
7212	Garment pressing and agents for laundries and dry cleaners	**	(D)	(D)	(D)	(D)	**
7213	Linen supply	**	1 054 750	36 060	11 440	23	**
7217	Carpet and upholstery cleaning	**	91 857	17 861	5 764	5	**
7218	Industrial laundrers*	**	2 574 000	40 535	13 354	64	**
7214, 9	Other laundry, garment services, including diaper*	**	(D)	(D)	(D)	(D)	**
722	Photographic studios, portrait	††	150 200	26 351	6 711	6	††
723, 4	Beauty and barber shops	††	60 540	18 882	7 863	3	††
723	Beauty shops	††	61 160	18 917	7 810	3	††
724	Barber shops	††	53 321	18 432	8 556	3	††
725	Shoe repair, shoe shine, and hat-cleaning shops	††	47 556	21 400	5 000	2	††
726	Funeral service and crematories	††	169 068	52 519	14 315	3	††
729	Miscellaneous personal services	††	82 911	16 257	5 353	5	††

See footnotes at end of table.

Table 3a. Selected Ratios for Firms Subject to Federal Income Tax for the State: 1982—Con.

[For meaning of abbreviations and symbols, see introductory text. For explanation of terms and comparability of 1977 and 1982 censuses, see appendix A]

SIC code	Kind of business or operation	All establishments— Receipts per establishment (dollars)	Establishments with payroll				Establishments without payroll— Receipts per establishment (dollars)
			Receipts		Annual payroll per employee ¹ (dollars)	Employees per establishment ¹ (number)	
			Per establishment (dollars)	Per employee ¹ (dollars)			
73	Business services	††	274 611	31 766	12 761	9	††
731	Advertising	††	207 333	40 861	16 058	5	††
7311	Advertising agencies	††	211 362	41 050	16 665	5	††
7312	Outdoor advertising services	**	(D)	(D)	(D)	(D)	**
7313	Radio, TV, publishers' advertising representatives	**	(D)	(D)	(D)	(D)	**
7319	Advertising, n.e.c.	**	(D)	(D)	(D)	(D)	**
734	Services to dwellings and other buildings	††	106 799	12 469	5 966	9	††
7341	Window cleaning	**	(D)	(D)	(D)	(D)	**
7342	Disinfecting and exterminating services	**	237 750	29 719	14 219	8	**
7349	Cleaning and maintenance services, n.e.c.	**	(D)	(D)	(D)	(D)	**
737	Computer and data processing services	††	741 449	52 890	21 338	14	††
7372	Computer programming and other software services	**	455 818	57 368	21 991	8	**
7374	Data processing services	**	1 361 286	54 529	20 268	25	**
7379	Computer related services, n.e.c.	**	672 875	44 365	22 610	15	**
7392	Management, consulting, and public relations services	††	242 221	56 262	20 551	4	††
7394	Equipment rental and leasing services	††	216 373	51 775	14 521	4	††
Other 73	Other business services	††	238 063	22 608	9 625	11	††
732	Credit reporting, collection agencies	**	344 875	38 859	12 599	9	**
7331	Direct mail advertising services	**	(D)	(D)	(D)	(D)	**
7332	Blueprinting and photocopying services	**	100 846	29 795	8 250	3	**
7333	Commercial photography, art, and graphics	**	164 040	47 138	14 138	3	**
7339	Stenographic services; and reproduction services, n.e.c.	**	62 421	24 204	7 531	3	**
736	Personnel supply services	**	315 577	12 820	8 445	25	**
7361	Employment agencies	**	177 438	24 795	13 838	7	**
7362	Help supply services	**	536 600	10 211	7 270	53	**
7369	Facilities management services	**	-	-	-	-	**
7391	Research and development laboratories	**	158 688	43 034	19 644	4	**
7397	Testing laboratories and facilities	**	534 167	35 611	12 900	15	**
7393	Detective agencies and protective services	**	301 634	15 344	8 618	20	**
7395	Photofinishing laboratories	**	189 636	49 667	12 524	4	**
7399 pt.	Sign painting shops	**	100 800	24 000	7 524	4	**
7399 pt.	Interior designing	**	69 600	69 600	5 400	1	**
7399 pt.	Telephone answering services	**	131 500	11 689	6 600	11	**
735, 7396, 7399 pt.	Other business services, n.e.c.	**	(D)	(D)	(D)	(D)	**
75	Automotive repair, services, and garages	††	232 504	57 038	11 895	4	††
751	Automotive rental and leasing, without drivers	††	755 795	110 482	14 312	7	††
752	Automobile parking	††	(D)	(D)	(D)	(D)	††
7523	Parking lots	**	-	-	-	-	**
7525	Parking structures	**	(D)	(D)	(D)	(D)	**
753	Automotive repair shops	††	186 874	49 920	11 897	4	††
7538	General automotive repair shops	††	169 512	51 601	10 516	3	††
7538 pt.	General automotive repair shops, except diesel	**	145 191	49 243	10 243	3	**
7538 pt.	Diesel repair shops	**	532 462	64 093	11 963	8	**
7531	Top and body repair shops	††	176 069	45 848	12 915	4	††
7534, 5, 9	Other automotive repair shops	††	260 443	53 152	12 994	5	††
7534	Tire retreading and repair shops	**	696 857	63 351	12 273	11	**
7535	Paint shops	**	280 100	40 594	13 493	7	**
7539 pt.	Auto electrical and fuel system services	**	113 083	38 771	11 971	3	**
7539 pt.	Radiator repair	**	192 250	85 444	14 278	2	**
7539 pt.	Glass replacement and repair	**	(D)	(D)	(D)	(D)	**
7539 pt.	Brake, front end, and wheel alignment	**	156 500	42 297	12 162	4	**
7539 pt.	Exhaust system services (muffler shops)	**	360 000	66 316	13 579	5	**
7539 pt.	Transmission repair shops	**	271 545	52 404	13 930	5	**
7539 pt.	Other automotive repair shops, n.e.c.	**	(D)	(D)	(D)	(D)	**
754	Automotive services, except repair	††	(D)	(D)	(D)	(D)	††
7542	Car washes	††	(D)	(D)	(D)	(D)	††
7549	Other automotive services	**	136 200	37 145	10 109	4	**
76	Miscellaneous repair services	††	158 330	44 382	13 847	4	††
762	Electrical and electronic repair shops	††	174 167	49 335	16 056	4	††
7622	Radio and TV repair shops	††	150 650	43 667	13 580	3	††
7623, 9	Other electrical and electronic repair shops	††	184 391	51 720	17 098	4	††
7623	Refrigeration and air-conditioning repair shops	**	206 875	54 262	16 705	4	**
7629	Electrical and electronic repair shops, n.e.c.	**	172 400	50 214	17 330	3	**
764	Reupholstery and furniture repair	††	77 097	27 159	9 159	3	††
763, 9	Other repair shops and related services	††	170 814	45 193	13 619	4	††
763	Watch, clock, and jewelry repair	**	(D)	(D)	(D)	(D)	**
769	Miscellaneous repair and related services	**	(D)	(D)	(D)	(D)	**
7692	Welding repair	**	238 545	45 241	15 962	5	**
7694	Armature rewinding shops	**	485 727	54 520	18 173	9	**
7699	Repair shops and related services, n.e.c.	**	(D)	(D)	(D)	(D)	**
78, 79	Amusement and recreation services, including motion pictures	††	308 711	25 610	6 761	12	††
781, 2	Motion picture production, distribution, and services	††	142 250	21 885	5 500	7	††
783	Motion picture theaters	††	244 711	36 343	4 898	7	††
7832	Motion picture theaters, except drive-in	**	342 069	36 204	4 701	9	**
7833	Drive-in motion picture theaters	**	68 250	37 655	6 759	2	**
792	Producers, orchestras, and entertainers	††	101 571	24 517	7 862	4	††
7922	Theatrical producers (except motion picture) and miscellaneous theatrical services	**	144 222	34 158	10 368	4	**
7929	Bands, orchestras, actors, and other entertainers and entertainment groups	**	24 800	6 200	3 100	4	**

See footnotes at end of table.

Table 3a. Selected Ratios for Firms Subject to Federal Income Tax for the State: 1982—Con.

[For meaning of abbreviations and symbols, see introductory text. For explanation of terms and comparability of 1977 and 1982 censuses, see appendix A]

SIC code	Kind of business or operation	All establishments— Receipts per establishment (dollars)	Establishments with payroll				Establishments without payroll— Receipts per establishment (dollars)
			Receipts		Annual payroll per employee ¹ (dollars)	Employees per establishment ¹ (number)	
			Per establishment (dollars)	Per employee ¹ (dollars)			
78, 79	Amusement and recreation services, including motion pictures— Con.						
793	Bowling alleys and billiards and pool establishments	††	254 906	25 411	7 296	10	††
7932	Billiard and pool establishments	††	-	-	-	-	††
7933	Bowling alleys	††	254 906	25 411	7 296	10	††
79 ex. 792, 3	Commercial sports and other amusement and recreation services ..	††	341 672	24 815	6 868	14	††
794	Commercial sports	††	912 450	33 670	7 535	27	††
7941	Professional sports clubs, managers, promoters	††	(D)	(D)	(D)	(D)	††
7948	Racing, including track operation	††	(D)	(D)	(D)	(D)	††
79 ex. 792, 3, 4	Other amusement and recreation services	††	295 641	23 291	6 753	13	††
791	Dance halls, studios, and schools	**	64 059	14 143	3 273	5	**
7992	Public golf courses	**	262 800	29 200	10 500	9	**
7993	Coin-operated amusement device operators	**	341 391	70 739	16 667	5	**
7996	Amusement parks	**	1 171 000	70 970	25 811	17	**
7997	Membership sports and recreation clubs	**	259 954	24 208	7 312	11	**
7999	Amusement and recreation services, n.e.c.	**	283 880	17 395	4 756	16	**
7999 pt.	Concession operators of amusement devices, rides	**	(D)	(D)	(D)	(D)	**
7999 pt.	Carnivals, circuses, and fairs	**	(D)	(D)	(D)	(D)	**
7999 pt.	Other commercial recreation and amusements	**	287 777	15 964	4 554	18	**
80, ex. 806	Health services, except hospitals	††	227 803	34 386	15 086	7	††
801	Offices of physicians	††	255 500	50 588	24 062	5	††
802	Offices of dentists	††	143 343	36 088	12 052	4	††
803	Offices of osteopathic physicians	††	189 667	51 727	22 000	4	††
8041	Offices of chiropractors	††	91 294	38 164	9 508	2	††
8042	Offices of optometrists	††	115 065	44 037	9 105	3	††
805	Nursing and personal care facilities	††	1 048 085	15 931	8 364	66	††
8049, 807, 8, 9	Other health services	††	171 947	32 063	11 733	5	††
807	Medical and dental laboratories	††	227 875	28 709	10 539	8	††
8071	Medical laboratories	††	(D)	(D)	(D)	(D)	††
8072	Dental laboratories	††	(D)	(D)	(D)	(D)	††
8049, 808, 9	Other health services, n.e.c.	††	149 852	34 483	12 594	4	††
81	Legal services	††	239 256	45 113	18 980	5	††
823, 4, 9	Selected educational services	††	63 977	26 452	6 462	2	††
823	Libraries and information centers	**	(D)	(D)	(D)	(D)	**
824	Correspondence schools and vocational schools	**	(D)	(D)	(D)	(D)	**
829	Schools and educational services, n.e.c.	**	47 750	23 230	6 054	2	**
891	Engineering, architectural, and surveying services	††	252 736	36 617	17 947	7	††
891 pt.	Architectural services	**	254 477	43 738	18 066	6	**
891 pt.	Engineering services	**	339 197	37 047	18 985	9	**
891 pt.	Surveying services	**	98 754	27 365	13 169	4	**
893	Accounting, auditing, and bookkeeping services	††	164 995	33 828	14 201	5	††
83, 892, 9	Social and other services	††	86 636	19 685	8 135	4	††
83	Social services	**	61 791	14 703	5 228	4	**
835	Child day care services	**	35 514	9 896	4 031	4	**
832, 3, 6, 9	Other social services	**	130 366	22 458	7 160	6	**
892, 9	Other services	**	180 923	35 104	17 129	5	**

¹Based on number of employees for pay period including March 12.

Table 3b. Selected Ratios for Firms Exempt From Federal Income Tax for the State: 1982

[Includes only establishments with payroll. For meaning of abbreviations and symbols, see introductory text. For explanation of terms and comparability of 1977 and 1982 censuses, see appendix A]

SIC code	Kind of business or operation	Revenue		Expenses		Annual payroll per employee ¹ (dollars)	Employees per establishment ¹ (number)
		Per establishment (dollars)	Per employee ¹ (dollars)	Per establishment (dollars)	Per employee ¹ (dollars)		
	Total	211 636	20 167	200 286	19 086	8 770	10
7011 pt., 7032, 704	Hotels, camps, and membership lodging	208 103	64 928	186 103	58 064	15 912	3
7391, 2, 7	Research, testing, and consulting services	(D)	(D)	(D)	(D)	(D)	(D)
792, 7997, 7999 pt., 84	Selected amusement, recreation, and related services	220 561	24 884	218 212	24 619	9 474	9
805, 8, 9	Selected health services	429 351	17 951	427 433	17 871	10 628	24
805	Nursing and personal care facilities	591 214	11 021	682 643	12 726	7 752	54
808	Outpatient care facilities	586 818	29 120	530 273	26 314	14 550	20
809	Health and allied services, n.e.c.	280 100	15 492	288 100	15 935	10 132	18
81	Legal aid societies and similar legal services	(D)	(D)	(D)	(D)	(D)	(D)
823, 4, 9	Selected educational services	104 138	17 159	93 621	15 426	6 057	6
83	Social services	231 811	17 610	222 597	16 910	8 120	13
835	Child day care services	66 667	9 026	66 491	9 002	5 428	7
832, 3, 6, 9	Other social services	309 929	19 497	296 440	18 648	8 712	16
861, 2, 4, 9	Selected membership organizations	145 487	23 900	128 881	21 172	7 512	6
861	Business associations	187 719	50 479	178 609	48 029	15 832	4
864	Civic, social, and fraternal associations	118 087	17 716	96 110	14 419	5 266	7
862, 9	Other membership organizations	216 433	35 097	214 567	34 795	12 435	6
892	Noncommercial educational, scientific, and research organizations	263 286	21 940	248 286	20 690	8 286	12

¹Based on number of employees for pay period including March 12.

Table 4a. Summary Statistics for Firms Subject to Federal Income Tax for Standard Metropolitan Statistical Areas: 1982

[For meaning of abbreviations and symbols, see introductory text. For explanation of terms and comparability of 1977 and 1982 censuses, see appendix A. For definitions of SMSA's, see appendix D]

SIC code	Geographic area and kind of business or operation	All establishments				Establishments with payroll				
		Number	Receipts (\$1,000)	Unincorporated businesses or operations		Number	Receipts (\$1,000)	Annual payroll (\$1,000)	First quarter payroll (\$1,000)	Paid employees for pay period including March 12 (number)
				Individual proprietorships (number)	Partnerships (number)					
	BOSTON-LAWRENCE-LOWELL, MASS.-N.H., SCSA									
	Total	††	††	††	††	22 229	10 702 988	4 397 712	1 072 939	264 780
70	Hotels, motels, and other lodging places	††	††	††	††	264	458 893	122 399	26 795	14 871
7011	Hotels, motor hotels, and motels	††	††	††	††	198	450 852	120 289	26 393	14 631
7011 pt.	Hotels	††	††	††	††	83	349 119	94 676	20 745	11 091
7011 pt.	Hotels, 25 guestrooms or more	††	††	††	††	74	(D)	(D)	(D)	(D)
7011 pt.	Hotels, less than 25 guestrooms	††	††	††	††	9	(D)	(D)	(D)	(D)
7011 pt.	Motels, motor hotels, and tourist courts	††	††	††	††	115	101 733	25 613	5 648	3 540
7011 pt.	Motels, tourist courts	††	††	††	††	89	(D)	(D)	(D)	(D)
7011 pt.	Motor hotels	††	††	††	††	26	(D)	(D)	(D)	(D)
702, 3, 4	Other lodging places	††	††	††	††	66	8 041	2 110	402	240
703	Trailer parks and camps	††	††	††	††	18	3 276	796	95	29
7032	Sporting and recreational camps	††	††	††	††	10	(D)	(D)	(D)	(D)
7033	Trailer parks and camp sites for transients	††	††	††	††	8	(D)	(D)	(D)	(D)
702, 4	Rooming, boarding, and membership lodging	††	††	††	††	48	4 765	1 314	307	211
702	Rooming and boarding houses	††	††	††	††	45	(D)	(D)	(D)	(D)
704	Organization hotels and lodging houses, on membership basis	††	††	††	††	3	(D)	(D)	(D)	(D)

Table 4a. Summary Statistics for Firms Subject to Federal Income Tax for Standard Metropolitan Statistical Areas: 1982—Con.

[For meaning of abbreviations and symbols, see introductory text. For explanation of terms and comparability of 1977 and 1982 censuses, see appendix A. For definitions of SMSA's, see appendix D]

SIC code	Geographic area and kind of business or operation	All establishments				Establishments with payroll				
		Number	Receipts (\$1,000)	Unincorporated businesses or operations		Number	Receipts (\$1,000)	Annual payroll (\$1,000)	First quarter payroll (\$1,000)	Paid employees for pay period including March 12 (number)
				Individual proprietorships (number)	Partnerships (number)					
	BOSTON-LAWRENCE-LOWELL, MASS.-N.H., SCSA—Con.									
72	Personal services	††	††	††	††	3 001	406 945	142 722	33 903	17 413
721	Laundry, cleaning, and garment services	††	††	††	††	771	175 764	60 851	14 371	6 698
7215	Coin-operated laundries and dry cleaning	††	††	††	††	154	23 638	4 800	1 183	564
7215 pt.	Coin-operated laundries and dry-cleaning stores	**	**	**	**	149	12 112	2 525	593	453
7215 pt.	Coin-operated laundry machine routes	**	**	**	**	5	11 526	2 275	590	111
721 ex.	Other laundry, cleaning, and garment services	††	††	††	††	617	152 126	56 051	13 188	6 134
7215										
7211	Power laundries, family and commercial*	**	**	**	**	52	20 106	8 745	2 024	977
7216	Dry-cleaning plants, except rug cleaning*	**	**	**	**	387	(D)	(D)	(D)	(D)
Other 721	Laundry and cleaning services, n.e.c.*	**	**	**	**	178	(D)	(D)	(D)	(D)
7212	Garment pressing and agents for laundries and dry cleaners	**	**	**	**	42	(D)	(D)	(D)	(D)
7213	Linen supply*	**	**	**	**	26	33 064	11 777	2 739	1 044
7217	Carpet and upholstery cleaning	**	**	**	**	60	9 135	3 130	662	384
7218	Industrial laundries*	**	**	**	**	17	(D)	(D)	(D)	(D)
7214, 9	Other laundry, garment services, including diaper*	**	**	**	**	33	6 191	2 345	546	215
7214	Diaper service*	**	**	**	**	2	(D)	(D)	(D)	(D)
7219	Laundry and garment services, n.e.c.	**	**	**	**	31	(D)	(D)	(D)	(D)
722	Photographic studios, portrait	††	††	††	††	78	13 430	2 915	694	434
723, 4	Beauty and barber shops	††	††	††	††	1 538	102 846	45 382	10 449	5 929
723	Beauty shops	††	††	††	††	1 407	(D)	(D)	(D)	(D)
724	Barber shops	††	††	††	††	131	(D)	(D)	(D)	(D)
725	Shoe repair, shoe shine, and hat-cleaning shops	††	††	††	††	34	2 248	782	169	103
726	Funeral service and crematories	††	††	††	††	242	55 045	13 275	3 046	788
729	Miscellaneous personal services	††	††	††	††	338	57 612	19 517	5 174	3 461
729 pt.	Reducing salons and health clubs, except resorts	**	**	**	**	100	(D)	(D)	(D)	(D)
729 pt.	Tax preparation services	**	**	**	**	61	(D)	(D)	(D)	(D)
729 pt.	Other personal services, n.e.c.	**	**	**	**	177	25 569	7 718	1 819	1 179
73	Business services	††	††	††	††	4 669	3 645 815	1 486 812	365 554	96 010
731	Advertising	††	††	††	††	288	(D)	(D)	(D)	(D)
7311	Advertising agencies	**	**	**	**	228	121 984	55 154	13 442	2 335
7312	Outdoor advertising services	**	**	**	**	5	(D)	(D)	(D)	(D)
7313	Radio, TV, publishers' advertising representatives	**	**	**	**	34	(D)	(D)	(D)	(D)
7319	Advertising, n.e.c.	**	**	**	**	21	11 382	3 707	817	275
734	Services to dwellings and other buildings	††	††	††	††	519	151 553	85 392	19 623	14 373
7341	Window cleaning	**	**	**	**	21	1 951	972	213	109
7342	Disinfecting and exterminating services	**	**	**	**	57	12 194	5 279	1 082	356
7349	Cleaning and maintenance services, n.e.c.	**	**	**	**	441	137 408	79 141	18 328	13 908
737	Computer and data processing services	††	††	††	††	666	1 024 447	375 813	92 018	15 455
7372	Computer programming and other software services	**	**	**	**	346	500 013	198 331	46 900	7 216
7374	Data processing services	**	**	**	**	176	388 947	127 583	33 519	6 199
7374 pt.	Data processing services, except facilities management	**	**	**	**	169	(D)	(D)	(D)	(D)
7374 pt.	Computer facilities management	**	**	**	**	7	(D)	(D)	(D)	(D)
7379	Computer related services, n.e.c.	**	**	**	**	144	135 487	49 899	11 599	2 040
7392	Management, consulting, and public relations services	††	††	††	††	1 131	758 990	330 919	85 165	14 179
7392 pt.	Management and administrative services	**	**	**	**	157	252 379	94 274	23 364	4 553
7392 pt.	Public relations services	**	**	**	**	69	20 181	6 805	1 428	312
7392 pt.	Management consulting services	**	**	**	**	522	339 639	171 852	45 881	6 204
7392 pt.	Economic and sociological research	**	**	**	**	156	78 323	32 608	8 285	1 971
7392 pt.	Consulting services, n.e.c.	**	**	**	**	227	68 468	25 380	6 207	1 139
7394	Equipment rental and leasing services	††	††	††	††	240	230 707	53 092	11 880	3 674
7394 pt.	Equipment rental	**	**	**	**	127	134 200	32 217	7 339	2 679
7394 pt.	Equipment leasing, except finance leasing	**	**	**	**	51	57 926	8 222	1 914	403
7394 pt.	Leasing and rental of heavy construction equipment without operators	**	**	**	**	18	(D)	(D)	(D)	(D)
7394 pt.	Rental of heavy construction equipment with operators	**	**	**	**	44	(D)	(D)	(D)	(D)
Other 73	Other business services	††	††	††	††	1 825	(D)	(D)	(D)	(D)
732	Credit reporting, collection agencies	**	**	**	**	84	37 810	13 098	3 076	932
732 pt.	Adjustment and collection agencies	**	**	**	**	64	18 840	7 187	1 648	574
732 pt.	Mercantile reporting agencies	**	**	**	**	7	(D)	(D)	(D)	(D)
732 pt.	Consumer credit reporting agencies	**	**	**	**	13	(D)	(D)	(D)	(D)
7331	Direct mail advertising services	**	**	**	**	52	(D)	(D)	(D)	(D)
7332	Blueprinting and photocopying services	**	**	**	**	57	25 480	7 816	1 875	616
7333	Commercial photography, art, and graphics	**	**	**	**	242	73 356	24 196	5 873	1 276
7333 pt.	Commercial photography	**	**	**	**	72	14 318	4 962	1 142	278
7333 pt.	Commercial art	**	**	**	**	48	10 410	3 261	780	172
7333 pt.	Graphic arts and related design and commercial photography, n.e.c.	**	**	**	**	122	48 628	15 973	3 951	826
7339	Stenographic services; and reproduction services, n.e.c.	**	**	**	**	77	18 214	6 903	1 553	500
736	Personnel supply services	**	**	**	**	386	298 638	151 718	40 665	17 423
7361	Employment agencies	**	**	**	**	231	(D)	(D)	(D)	(D)
7362	Help supply services	**	**	**	**	151	147 583	105 345	25 416	14 357
7362 pt.	Office help supply services	**	**	**	**	80	66 802	48 814	11 689	8 348
7362 pt.	Help supply, except office workers	**	**	**	**	71	80 781	56 531	13 727	6 009
7369	Facilities management services	**	**	**	**	4	(D)	(D)	(D)	(D)
7391	Research and development laboratories	**	**	**	**	110	370 205	159 416	38 613	5 785
7397	Testing laboratories and facilities	**	**	**	**	42	24 532	10 287	2 483	620

Table 4a. Summary Statistics for Firms Subject to Federal Income Tax for Standard Metropolitan Statistical Areas: 1982—Con.

[For meaning of abbreviations and symbols, see introductory text. For explanation of terms and comparability of 1977 and 1982 censuses, see appendix A. For definitions of SMSA's, see appendix D.]

SIC code	Geographic area and kind of business or operation	All establishments				Establishments with payroll				
		Number	Receipts (\$1,000)	Unincorporated businesses or operations		Number	Receipts (\$1,000)	Annual payroll (\$1,000)	First quarter payroll (\$1,000)	Paid employees for pay period including March 12 (number)
				Individual proprietorships (number)	Partnerships (number)					
BOSTON-LAWRENCE-LOWELL, MASS.-N.H., SCSA—Con.										
73	Business services—Con.									
Other 73	Other business services—Con.									
7393	Detective agencies and protective services	**	**	**	**	168	132 021	73 055	16 236	8 967
7393 pt.	Detective agencies and guard services	**	**	**	**	129	91 050	58 573	12 689	8 038
7393 pt.	Armored car services	**	**	**	**	8	(D)	(D)	(D)	(D)
7393 pt.	Burglar and fire alarm systems	**	**	**	**	31	(D)	(D)	(D)	(D)
7395	Photofinishing laboratories*	**	**	**	**	80	35 970	9 879	2 383	939
7399 pt.	Sign painting shops	**	**	**	**	19	2 096	553	116	43
7399 pt.	Interior designing	**	**	**	**	64	18 714	4 966	1 274	307
7399 pt.	Telephone answering services	**	**	**	**	76	10 831	5 615	1 386	980
735, 7396, 7399 pt.	Other business services, n.e.c.	**	**	**	**	368	(D)	(D)	(D)	(D)
735	News syndicates	**	**	**	**	7	(D)	(D)	(D)	(D)
7396	Trading stamp services (sales offices)	**	**	**	**	1	(D)	(D)	(D)	(D)
7399 pt.	Water softening services	**	**	**	**	7	(D)	(D)	(D)	(D)
7399 pt.	Packaging and labeling services	**	**	**	**	13	6 989	2 115	505	180
7399 pt.	Miscellaneous business services, n.e.c.	**	**	**	**	340	177 538	75 297	17 542	4 781
75	Automotive repair, services, and garages	††	††	††	††	1 907	624 181	136 108	31 650	10 752
751	Automotive rental and leasing, without drivers	††	††	††	††	177	223 866	28 665	6 923	1 977
7512 pt.	Passenger car rental, without drivers	**	**	**	**	67	78 925	10 635	2 360	887
7512 pt.	Passenger car leasing, except finance leasing	**	**	**	**	44	48 950	4 031	1 045	263
7513 pt.	Truck rental, without drivers	**	**	**	**	27	(D)	(D)	(D)	(D)
7513 pt.	Truck leasing, except finance leasing	**	**	**	**	36	83 442	11 740	3 007	621
7519	Utility trailer and recreational vehicle rental	**	**	**	**	3	(D)	(D)	(D)	(D)
752	Automobile parking	††	††	††	††	166	(D)	(D)	(D)	(D)
7523	Parking lots	**	**	**	**	122	18 344	4 099	886	584
7525	Parking structures	**	**	**	**	44	(D)	(D)	(D)	(D)
753	Automotive repair shops	††	††	††	††	1 428	316 632	87 784	20 161	6 417
7538	General automotive repair shops	††	††	††	††	597	(D)	(D)	(D)	(D)
7538 pt.	General automotive repair shops, except diesel	**	**	**	**	581	99 877	25 038	5 838	2 079
7538 pt.	Diesel repair shops	**	**	**	**	16	(D)	(D)	(D)	(D)
7531	Top and body repair shops	††	††	††	††	506	118 066	35 673	8 119	2 485
7534, 5, 9	Other automotive repair shops	††	††	††	††	325	(D)	(D)	(D)	(D)
7534	Tire retreading and repair shops	**	**	**	**	11	3 446	1 002	234	66
7535	Paint shops	**	**	**	**	29	8 835	2 520	579	195
7539 pt.	Auto electrical and fuel system services	**	**	**	**	21	5 415	1 509	350	101
7539 pt.	Radiator repair	**	**	**	**	40	6 710	1 857	429	135
7539 pt.	Glass replacement and repair	**	**	**	**	70	28 436	7 802	1 778	531
7539 pt.	Brake, front end, and wheel alignment	**	**	**	**	25	5 645	1 866	437	135
7539 pt.	Exhaust system services (muffler shops)	**	**	**	**	47	20 468	4 403	981	254
7539 pt.	Transmission repair shops	**	**	**	**	73	13 166	4 282	968	302
7539 pt.	Other automotive repair shops, n.e.c.	**	**	**	**	9	(D)	(D)	(D)	(D)
754	Automotive services, except repair	††	††	††	††	136	(D)	(D)	(D)	(D)
7542	Car washes	**	**	**	**	81	15 330	4 698	1 072	708
7549	Other automotive services	**	**	**	**	55	(D)	(D)	(D)	(D)
76	Miscellaneous repair services	††	††	††	††	742	229 323	81 824	18 886	4 630
762	Electrical and electronic repair shops	††	††	††	††	216	59 289	20 114	4 792	1 267
7622	Radio and TV repair shops	††	††	††	††	77	20 670	6 906	1 561	460
7623, 9	Other electrical and electronic repair shops	††	††	††	††	139	38 619	13 208	3 231	807
7623	Refrigeration and air-conditioning repair shops	**	**	**	**	42	13 147	4 316	974	215
7629	Electrical and electronic repair shops, n.e.c.	**	**	**	**	97	25 472	8 892	2 257	592
764	Reupholstery and furniture repair	††	††	††	††	107	(D)	(D)	(D)	(D)
763, 9	Other repair shops and related services	††	††	††	††	419	(D)	(D)	(D)	(D)
763	Watch, clock, and jewelry repair	**	**	**	**	35	(D)	(D)	(D)	(D)
769	Miscellaneous repair and related services	**	**	**	**	384	150 900	55 488	12 608	2 795
7692	Welding repair	**	**	**	**	44	7 437	2 976	815	179
7694	Armature rewinding shops	**	**	**	**	29	27 659	8 184	1 685	348
7699	Repair shops and related services, n.e.c.	**	**	**	**	311	115 804	44 328	10 108	2 268
7699 pt.	Farm machinery and equipment repair shops	**	**	**	**	1	(D)	(D)	(D)	(D)
7699 pt.	Lawnmower, saw, knife, tool sharpening and repair	**	**	**	**	21	6 534	1 706	415	128
7699 pt.	Sewer and septic tank cleaning services	**	**	**	**	30	6 824	2 592	596	149
7699 pt.	Other repair and related services, n.e.c.	**	**	**	**	259	(D)	(D)	(D)	(D)
78, 79	Amusement and recreation services, including motion pictures	††	††	††	††	933	433 361	106 768	25 057	10 628
781, 2	Motion picture production, distribution, and services	††	††	††	††	114	92 464	9 381	2 182	550
7813	Motion picture production, except for TV	**	**	**	**	21	(D)	(D)	(D)	(D)
7814	Motion picture, tape production for TV	**	**	**	**	24	(D)	(D)	(D)	(D)
7819	Services allied to motion picture production	**	**	**	**	25	(D)	(D)	(D)	(D)
7823	Motion picture film exchanges	**	**	**	**	28	(D)	(D)	(D)	(D)
7824	Film or tape distribution for TV	**	**	**	**	2	(D)	(D)	(D)	(D)
7829	Services allied to motion picture distribution	**	**	**	**	14	2 544	834	193	61
783	Motion picture theaters	††	††	††	††	139	71 672	10 769	2 594	2 140
7832	Motion picture theaters, except drive-in	**	**	**	**	115	68 184	10 029	2 488	2 047
7833	Drive-in motion picture theaters	**	**	**	**	24	3 488	740	106	93

Table 4a. Summary Statistics for Firms Subject to Federal Income Tax for Standard Metropolitan Statistical Areas: 1982—Con.

[For meaning of abbreviations and symbols, see introductory text. For explanation of terms and comparability of 1977 and 1982 censuses, see appendix A. For definitions of SMSA's, see appendix D.]

SIC code	Geographic area and kind of business or operation	All establishments				Establishments with payroll				
		Number	Receipts (\$1,000)	Unincorporated businesses or operations		Number	Receipts (\$1,000)	Annual payroll (\$1,000)	First quarter payroll (\$1,000)	Paid employees for pay period including March 12 (number)
				Individual proprietorships (number)	Partnerships (number)					
	BOSTON-LAWRENCE-LOWELL, MASS.-N.H., SCSA—Con.									
78, 79	Amusement and recreation services, including motion pictures—Con.									
792	Producers, orchestras, and entertainers	††	††	††	††	69	28 363	6 099	1 488	488
7922	Theatrical producers (except motion picture) and miscellaneous theatrical services	**	**	**	**	36	(D)	(D)	(D)	(D)
7922 pt.	Producers of live theatrical productions	**	**	**	**	7	2 282	799	177	75
7922 pt.	Producers of radio and TV shows, except tape	**	**	**	**	3	(D)	(D)	(D)	(D)
7922 pt.	Artists' and entertainers' managers or agents, concert bureaus, booking agents	**	**	**	**	12	(D)	(D)	(D)	(D)
7922 pt.	Other theatrical services	**	**	**	**	14	(D)	(D)	(D)	(D)
7929	Bands, orchestras, actors, and other entertainers and entertainment groups	**	**	**	**	33	(D)	(D)	(D)	(D)
7929 pt.	Dance groups and artists	**	**	**	**	2	(D)	(D)	(D)	(D)
7929 pt.	Symphony orchestras, opera companies, and chamber music organizations	**	**	**	**	1	(D)	(D)	(D)	(D)
7929 pt.	Other music and entertainment presentations	**	**	**	**	30	6 852	1 623	484	152
793	Bowling alleys and billiards and pool establishments	††	††	††	††	96	21 829	6 498	1 697	1 044
7932	Billiard and pool establishments	††	††	††	††	1	(D)	(D)	(D)	(D)
7933	Bowling alleys	††	††	††	††	95	(D)	(D)	(D)	(D)
79 ex. 792, 3	Commercial sports and other amusement and recreation services ..	††	††	††	††	515	219 033	74 021	17 096	6 406
794	Commercial sports	††	††	††	††	44	100 790	41 771	10 519	2 121
7941	Professional sports clubs, managers, promoters	††	††	††	††	7	(D)	(D)	(D)	(D)
7941 pt.	Baseball clubs	**	**	**	**	1	(D)	(D)	(D)	(D)
7941 pt.	Football clubs	**	**	**	**	1	(D)	(D)	(D)	(D)
7941 pt.	Other professional sports clubs	**	**	**	**	3	(D)	(D)	(D)	(D)
7941 pt.	Managers and promoters	**	**	**	**	2	(D)	(D)	(D)	(D)
7948	Racing, including track operation	††	††	††	††	37	(D)	(D)	(D)	(D)
7948 pt.	Auto race track operation	**	**	**	**	2	(D)	(D)	(D)	(D)
7948 pt.	Horse race track operation	**	**	**	**	2	(D)	(D)	(D)	(D)
7948 pt.	Dog race track operation	**	**	**	**	1	(D)	(D)	(D)	(D)
7948 pt.	Racing stables and racing, n.e.c.	**	**	**	**	32	8 164	1 949	369	161
79 ex. 792, 3, 4	Other amusement and recreation services	††	††	††	††	471	118 243	32 250	6 577	4 285
791	Dance halls, studios, and schools	**	**	**	**	52	5 043	1 568	434	312
791 pt.	Public dance halls or ballrooms	**	**	**	**	3	1 683	321	92	47
791 pt.	Dance schools, including children's and professionals'	**	**	**	**	49	3 360	1 247	342	265
7992	Public golf courses	**	**	**	**	22	7 343	2 222	359	174
7993	Coin-operated amusement device operators	**	**	**	**	43	13 044	2 869	587	275
7996	Amusement parks	**	**	**	**	6	(D)	(D)	(D)	(D)
7997	Membership sports and recreation clubs	**	**	**	**	127	46 452	13 529	2 857	1 932
7999	Amusement and recreation services, n.e.c.	**	**	**	**	221	(D)	(D)	(D)	(D)
7999 pt.	Concession operators of amusement devices, rides	**	**	**	**	11	2 836	579	158	67
7999 pt.	Carnivals, circuses, and fairs	**	**	**	**	6	1 395	272	52	8
7999 pt.	Carnivals and circuses	**	**	**	**	5	(D)	(D)	(D)	(D)
7999 pt.	Fairs	**	**	**	**	1	(D)	(D)	(D)	(D)
7999 pt.	Other commercial recreation and amusements	**	**	**	**	204	(D)	(D)	(D)	(D)
7999 pt.	Commercial museums, art galleries, and botanical and zoological gardens	**	**	**	**	1	(D)	(D)	(D)	(D)
7999 pt.	Roller skating rinks	**	**	**	**	14	5 248	1 278	399	343
7999 pt.	Ice skating rinks	**	**	**	**	10	4 244	832	220	184
7999 pt.	Other amusement and recreation services, n.e.c.	**	**	**	**	179	(D)	(D)	(D)	(D)
80, ex. 606	Health services, except hospitals	††	††	††	††	6 005	1 681 525	753 719	179 186	53 827
801	Offices of physicians	††	††	††	††	2 948	725 680	357 084	86 042	12 459
802	Offices of dentists	††	††	††	††	1 814	276 831	94 828	22 170	7 653
803	Offices of osteopathic physicians	††	††	††	††	10	(D)	(D)	(D)	(D)
8041	Offices of chiropractors	††	††	††	††	109	11 728	3 037	678	310
8042	Offices of optometrists	††	††	††	††	186	(D)	(D)	(D)	(D)
805	Nursing and personal care facilities	††	††	††	††	313	390 024	190 229	45 313	24 986
8051	Skilled nursing care facilities	**	**	**	**	144	256 510	127 336	30 307	16 386
8059	Nursing and personal care facilities, n.e.c.	**	**	**	**	169	133 514	62 893	15 006	8 600
8049, 807, 8, 9	Other health services	††	††	††	††	625	255 338	103 685	23 817	7 949
807	Medical and dental laboratories	††	††	††	††	223	111 570	44 319	10 256	2 864
8071	Medical laboratories	††	††	††	††	107	93 814	37 012	8 448	2 317
8072	Dental laboratories	††	††	††	††	116	17 756	7 307	1 808	547
8049, 808, 9	Other health services, n.e.c.	††	††	††	††	402	143 768	59 366	13 561	5 085
8049	Offices of health practitioners, n.e.c.	**	**	**	**	226	21 871	8 413	2 027	604
808	Outpatient care facilities	**	**	**	**	91	94 324	36 624	8 296	2 449
809	Health and allied services, n.e.c.	**	**	**	**	85	27 573	14 329	3 238	2 032
81	Legal services	††	††	††	††	2 196	731 482	242 096	55 966	11 399
823, 4, 9	Selected educational services	††	††	††	††	209	66 246	24 255	5 726	1 799
823	Libraries and information centers	**	**	**	**	-	-	-	-	-
824	Correspondence schools and vocational schools	**	**	**	**	41	22 720	9 527	2 295	663
8241	Correspondence schools	**	**	**	**	2	(D)	(D)	(D)	(D)
8243	Data processing schools	**	**	**	**	5	6 523	3 302	794	190
8244	Business and secretarial schools	**	**	**	**	5	(D)	(D)	(D)	(D)
8249	Vocational schools, except vocational high schools, n.e.c.	**	**	**	**	29	11 825	4 581	1 086	342
829	Schools and educational services, n.e.c.	**	**	**	**	168	43 526	14 728	3 431	1 136

Table 4a. Summary Statistics for Firms Subject to Federal Income Tax for Standard Metropolitan Statistical Areas: 1982—Con.

[For meaning of abbreviations and symbols, see introductory text. For explanation of terms and comparability of 1977 and 1982 censuses, see appendix A. For definitions of SMSA's, see appendix D.]

SIC code	Geographic area and kind of business or operation	All establishments				Establishments with payroll				
		Number	Receipts (\$1,000)	Unincorporated businesses or operations		Number	Receipts (\$1,000)	Annual payroll (\$1,000)	First quarter payroll (\$1,000)	Paid employees for pay period including March 12 (number)
				Individual proprietorships (number)	Partnerships (number)					
BOSTON-LAWRENCE-LOWELL, MASS.-N.H., SCSA—Con.										
891	Engineering, architectural, and surveying services -----	††	††	††	††	993	1 986 769	1 123 314	288 395	30 681
891 pt.	Architectural services -----	**	**	**	**	302	211 922	91 047	21 546	3 762
891 pt.	Engineering services -----	**	**	**	**	582	1 754 611	1 021 639	264 456	26 177
891 pt.	Surveying services -----	**	**	**	**	109	20 236	10 628	2 393	742
893	Accounting, auditing, and bookkeeping services -----	††	††	††	††	774	322 870	129 137	30 943	6 502
83, 892, 9	Social and other services -----	††	††	††	††	536	115 578	48 558	10 878	6 268
83	Social services -----	**	**	**	**	438	84 377	34 583	8 005	5 614
835	Child day care services -----	**	**	**	**	245	16 060	7 094	1 720	1 631
832, 3, 6, 9	Other social services -----	**	**	**	**	193	68 317	27 489	6 285	3 983
832	Individual and family social services -----	**	**	**	**	59	(D)	(D)	(D)	(D)
833	Job training and vocational rehabilitation services -----	**	**	**	**	14	12 428	3 169	719	289
836	Residential care -----	**	**	**	**	87	21 234	10 217	2 242	1 364
839	Social services, n.e.c. -----	**	**	**	**	33	(D)	(D)	(D)	(D)
892, 9	Other services -----	**	**	**	**	98	31 201	13 975	2 873	654
892	Noncommercial educational, scientific, and research organizations -----	**	**	**	**	15	18 318	8 789	1 611	402
899	Services, n.e.c. -----	**	**	**	**	83	12 883	5 186	1 262	252
LAWRENCE-HAVERHILL, MASS.-N.H., SMSA										
	Total -----	††	††	††	††	1 352	356 525	138 916	32 876	11 151
70	Hotels, motels, and other lodging places -----	††	††	††	††	25	17 217	4 382	855	677
7011	Hotels, motor hotels, and motels -----	††	††	††	††	21	(D)	(D)	(D)	(D)
7011 pt.	Hotels -----	††	††	††	††	8	7 696	2 008	437	303
7011 pt.	Motels, motor hotels, and tourist courts -----	††	††	††	††	13	(D)	(D)	(D)	(D)
702, 3, 4	Other lodging places -----	††	††	††	††	4	(D)	(D)	(D)	(D)
72	Personal services -----	††	††	††	††	207	25 804	9 060	2 201	1 201
721	Laundry, cleaning, and garment services -----	††	††	††	††	45	12 819	4 806	1 163	572
7215	Coin-operated laundries and dry cleaning -----	††	††	††	††	9	1 046	210	32	35
721 ex. 7215	Other laundry, cleaning, and garment services -----	††	††	††	††	36	11 773	4 596	1 131	537
7211	Power laundries, family and commercial* -----	**	**	**	**	7	2 662	1 251	289	156
7216	Dry-cleaning plants, except rug cleaning* -----	**	**	**	**	19	3 383	1 411	371	212
Other 721	Laundry and cleaning services, n.e.c.* -----	**	**	**	**	10	5 728	1 934	471	169
722	Photographic studios, portrait -----	††	††	††	††	8	1 019	225	59	32
723, 4	Beauty and barber shops -----	††	††	††	††	109	4 594	1 779	410	282
723	Beauty shops -----	††	††	††	††	101	4 397	1 696	386	268
724	Barber shops -----	††	††	††	††	8	197	83	24	14
725	Shoe repair, shoe shine, and hat-cleaning shops -----	††	††	††	††	3	(D)	(D)	(D)	(D)
726	Funeral service and crematories -----	††	††	††	††	24	4 402	1 034	247	70
729	Miscellaneous personal services -----	††	††	††	††	18	(D)	(D)	(D)	(D)
73	Business services -----	††	††	††	††	199	92 446	37 941	9 326	2 379
731	Advertising -----	††	††	††	††	11	1 091	346	91	35
734	Services to dwellings and other buildings -----	††	††	††	††	31	3 871	1 989	458	379
737	Computer and data processing services -----	††	††	††	††	26	46 068	21 192	5 351	932
7392	Management, consulting, and public relations services -----	††	††	††	††	25	13 284	3 458	812	152
7394	Equipment rental and leasing services -----	††	††	††	††	22	8 228	1 788	385	103
Other 73	Other business services -----	††	††	††	††	84	19 904	9 168	2 229	778
75	Automotive repair, services, and garages -----	††	††	††	††	126	31 199	5 792	1 391	465
751	Automotive rental and leasing, without drivers -----	††	††	††	††	12	11 939	982	285	64
752	Automobile parking -----	††	††	††	††	3	(D)	(D)	(D)	(D)
753	Automotive repair shops -----	††	††	††	††	107	18 704	4 667	1 080	380
7538	General automotive repair shops -----	††	††	††	††	48	8 112	2 048	484	188
7531	Top and body repair shops -----	††	††	††	††	35	6 483	1 779	403	125
7534, 5, 9	Other automotive repair shops -----	††	††	††	††	24	4 109	840	193	67
754	Automotive services, except repair -----	††	††	††	††	4	(D)	(D)	(D)	(D)
76	Miscellaneous repair services -----	††	††	††	††	48	11 516	3 479	748	229
762	Electrical and electronic repair shops -----	††	††	††	††	15	6 832	2 135	448	112
7622	Radio and TV repair shops -----	††	††	††	††	4	(D)	(D)	(D)	(D)
7623, 9	Other electrical and electronic repair shops -----	††	††	††	††	11	(D)	(D)	(D)	(D)
764	Reupholstery and furniture repair -----	††	††	††	††	8	919	249	61	31
763, 9	Other repair shops and related services -----	††	††	††	††	25	3 765	1 095	239	86
78, 79	Amusement and recreation services, including motion pictures --	††	††	††	††	74	25 156	6 983	1 206	759
781, 2	Motion picture production, distribution, and services -----	††	††	††	††	-	-	-	-	-
783	Motion picture theaters -----	††	††	††	††	8	3 789	569	137	101
792	Producers, orchestras, and entertainers -----	††	††	††	††	1	(D)	(D)	(D)	(D)
793	Bowling alleys and billiards and pool establishments -----	††	††	††	††	10	(D)	(D)	(D)	(D)
79 ex. 792, 3	Commercial sports and other amusement and recreation services -----	††	††	††	††	55	18 541	5 585	853	548

Table 4a. Summary Statistics for Firms Subject to Federal Income Tax for Standard Metropolitan Statistical Areas: 1982—Con.

[For meaning of abbreviations and symbols, see introductory text. For explanation of terms and comparability of 1977 and 1982 censuses, see appendix A. For definitions of SMSA's, see appendix D.]

SIC code	Geographic area and kind of business or operation	All establishments				Establishments with payroll				
		Number	Receipts (\$1,000)	Unincorporated businesses or operations		Number	Receipts (\$1,000)	Annual payroll (\$1,000)	First quarter payroll (\$1,000)	Paid employees for pay period including March 12 (number)
				Individual proprietorships (number)	Partnerships (number)					
LAWRENCE-HAVERHILL, MASS.-N.H., SMSA—Con.										
80, ex. 806	Health services, except hospitals	††	††	††	††	398	109 722	52 279	12 666	3 951
801	Offices of physicians	††	††	††	††	200	52 501	26 842	6 284	986
802	Offices of dentists	††	††	††	††	120	18 072	6 757	1 508	532
803	Offices of osteopathic physicians	††	††	††	††	1	(D)	(D)	(D)	(D)
8041	Offices of chiropractors	††	††	††	††	11	1 532	446	93	58
8042	Offices of optometrists	††	††	††	††	14	(D)	(D)	(D)	(D)
805	Nursing and personal care facilities	††	††	††	††	21	29 512	15 690	4 181	2 190
8049, 807, 8, 9	Other health services	††	††	††	††	31	6 611	2 226	527	153
81	Legal services	††	††	††	††	122	15 316	4 469	1 038	349
823, 4, 9	Selected educational services	††	††	††	††	14	1 401	368	82	52
891	Engineering, architectural, and surveying services	††	††	††	††	49	14 117	8 844	2 059	504
893	Accounting, auditing, and bookkeeping services	††	††	††	††	49	8 323	3 178	820	235
83, 892, 9	Social and other services	††	††	††	††	41	4 308	2 141	484	350
83	Social services	**	**	**	**	39	(D)	(D)	(D)	(D)
892, 9	Other services	**	**	**	**	2	(D)	(D)	(D)	(D)
LOWELL, MASS.-N.H., SMSA										
	Total	††	††	††	††	945	241 162	93 462	21 395	8 058
70	Hotels, motels, and other lodging places	††	††	††	††	12	4 828	1 503	310	223
7011	Hotels, motor hotels, and motels	††	††	††	††	5	3 985	1 259	275	193
7011 pt.	Hotels	††	††	††	††	3	(D)	(D)	(D)	(D)
7011 pt.	Motels, motor hotels, and tourist courts	††	††	††	††	2	(D)	(D)	(D)	(D)
702, 3, 4	Other lodging places	††	††	††	††	7	843	244	35	30
72	Personal services	††	††	††	††	147	17 723	5 583	1 308	809
721	Laundry, cleaning, and garment services	††	††	††	††	27	5 529	1 807	419	269
7215	Coin-operated laundries and dry cleaning	††	††	††	††	7	562	136	32	25
721 ex. 7215	Other laundry, cleaning, and garment services	††	††	††	††	20	4 967	1 671	387	244
7211	Power laundries, family and commercial*	**	**	**	**	2	(D)	(D)	(D)	(D)
7216	Dry-cleaning plants, except rug cleaning*	**	**	**	**	14	2 375	704	162	108
Other 721	Laundry and cleaning services, n.e.c.*	**	**	**	**	4	(D)	(D)	(D)	(D)
722	Photographic studios, portrait	††	††	††	††	5	2 654	544	116	81
723, 4	Beauty and barber shops	††	††	††	††	84	4 930	2 088	487	318
723	Beauty shops	††	††	††	††	77	4 606	1 926	450	301
724	Barber shops	††	††	††	††	7	324	162	37	17
725	Shoe repair, shoe shine, and hat-cleaning shops	††	††	††	††	-	-	-	-	-
726	Funeral service and crematories	††	††	††	††	15	2 926	738	162	49
729	Miscellaneous personal services	††	††	††	††	16	1 684	406	124	92
73	Business services	††	††	††	††	155	70 836	28 170	6 266	2 051
731	Advertising	††	††	††	††	2	(D)	(D)	(D)	(D)
734	Services to dwellings and other buildings	††	††	††	††	28	9 149	2 076	464	359
737	Computer and data processing services	††	††	††	††	36	24 131	10 643	2 338	439
7392	Management, consulting, and public relations services	††	††	††	††	16	3 941	1 697	425	99
7394	Equipment rental and leasing services	††	††	††	††	14	10 865	2 665	549	122
Other 73	Other business services	††	††	††	††	59	(D)	(D)	(D)	(D)
75	Automotive repair, services, and garages	††	††	††	††	110	21 095	4 867	1 109	448
751	Automotive rental and leasing, without drivers	††	††	††	††	8	3 739	735	182	48
752	Automobile parking	††	††	††	††	3	447	176	42	24
753	Automotive repair shops	††	††	††	††	94	15 567	3 513	778	292
7538	General automotive repair shops	††	††	††	††	42	6 168	1 314	298	120
7531	Top and body repair shops	††	††	††	††	27	5 588	1 192	268	96
7534, 5, 9	Other automotive repair shops	††	††	††	††	25	3 811	1 007	212	76
754	Automotive services, except repair	††	††	††	††	5	1 342	443	107	84
76	Miscellaneous repair services	††	††	††	††	42	10 302	3 356	804	264
762	Electrical and electronic repair shops	††	††	††	††	13	1 471	521	107	44
7622	Radio and TV repair shops	††	††	††	††	2	(D)	(D)	(D)	(D)
7623, 9	Other electrical and electronic repair shops	††	††	††	††	11	(D)	(D)	(D)	(D)
764	Reupholstery and furniture repair	††	††	††	††	6	868	358	74	30
763, 9	Other repair shops and related services	††	††	††	††	23	7 963	2 477	623	190
78, 79	Amusement and recreation services, including motion pictures	††	††	††	††	48	8 794	2 575	663	371
781, 2	Motion picture production, distribution, and services	††	††	††	††	-	-	-	-	-
783	Motion picture theaters	††	††	††	††	5	(D)	(D)	(D)	(D)
792	Producers, orchestras, and entertainers	††	††	††	††	2	(D)	(D)	(D)	(D)
793	Bowling alleys and billiards and pool establishments	††	††	††	††	4	1 415	382	132	54
79 ex. 792, 3	Commercial sports and other amusement and recreation services	††	††	††	††	37	6 287	1 922	470	275

Table 4a. Summary Statistics for Firms Subject to Federal Income Tax for Standard Metropolitan Statistical Areas: 1982—Con.

[For meaning of abbreviations and symbols, see introductory text. For explanation of terms and comparability of 1977 and 1982 censuses, see appendix A. For definitions of SMSA's, see appendix D.]

SIC code	Geographic area and kind of business or operation	All establishments				Establishments with payroll				
		Number	Receipts (\$1,000)	Unincorporated businesses or operations		Number	Receipts (\$1,000)	Annual payroll (\$1,000)	First quarter payroll (\$1,000)	Paid employees for pay period including March 12 (number)
				Individual proprietorships (number)	Partnerships (number)					
LOWELL, MASS.-N.H., SMSA—Con.										
80, ex. 806	Health services, except hospitals -----	††	††	††	††	256	76 356	33 370	7 931	2 812
801	Offices of physicians -----	††	††	††	††	114	30 998	14 593	3 628	629
802	Offices of dentists -----	††	††	††	††	85	16 964	5 933	1 382	501
803	Offices of osteopathic physicians -----	††	††	††	††	-	-	-	-	-
8041	Offices of chiropractors -----	††	††	††	††	5	428	96	25	11
8042	Offices of optometrists -----	††	††	††	††	13	2 349	681	155	50
805	Nursing and personal care facilities -----	††	††	††	††	15	22 557	10 764	2 435	1 537
8049, 807, 8, 9	Other health services -----	††	††	††	††	24	3 060	1 303	306	84
81	Legal services -----	††	††	††	††	95	13 034	4 185	934	261
823, 4, 9	Selected educational services -----	††	††	††	††	6	404	177	38	19
891	Engineering, architectural, and surveying services -----	††	††	††	††	25	7 525	3 606	918	231
893	Accounting, auditing, and bookkeeping services -----	††	††	††	††	23	3 884	1 918	402	115
83, 892, 9	Social and other services -----	††	††	††	††	26	6 381	4 152	712	454
83	Social services -----	**	**	**	**	24	(D)	(D)	(D)	(D)
892, 9	Other services -----	**	**	**	**	2	(D)	(D)	(D)	(D)
MANCHESTER SMSA										
Total -----		††	††	††	††	1 010	278 387	105 768	24 467	8 132
70	Hotels, motels, and other lodging places -----	††	††	††	††	16	10 570	2 493	558	345
7011	Hotels, motor hotels, and motels -----	††	††	††	††	14	(D)	(D)	(D)	(D)
7011 pt.	Hotels -----	††	††	††	††	6	(D)	(D)	(D)	(D)
7011 pt.	Motels, motor hotels, and tourist courts -----	††	††	††	††	8	1 302	194	45	40
702, 3, 4	Other lodging places -----	††	††	††	††	2	(D)	(D)	(D)	(D)
72	Personal services -----	††	††	††	††	130	21 927	8 138	1 728	820
721	Laundry, cleaning, and garment services -----	††	††	††	††	30	12 802	4 997	1 066	474
7215	Coin-operated laundries and dry cleaning -----	††	††	††	††	7	301	69	13	15
721 ex. 7215	Other laundry, cleaning, and garment services -----	††	††	††	††	23	12 501	4 928	1 053	459
7211	Power laundries, family and commercial* -----	**	**	**	**	2	(D)	(D)	(D)	(D)
7216	Dry-cleaning plants, except rug cleaning* -----	**	**	**	**	10	(D)	(D)	(D)	(D)
Other 721	Laundry and cleaning services, n.e.c.* -----	**	**	**	**	11	(D)	(D)	(D)	(D)
722	Photographic studios, portrait -----	††	††	††	††	5	487	143	27	19
723, 4	Beauty and barber shops -----	††	††	††	††	63	3 821	1 594	354	202
723	Beauty shops -----	††	††	††	††	56	3 448	1 429	318	181
724	Barber shops -----	††	††	††	††	7	373	165	36	21
725	Shoe repair, shoe shine, and hat-cleaning shops -----	††	††	††	††	1	(D)	(D)	(D)	(D)
726	Funeral service and crematories -----	††	††	††	††	11	2 967	854	163	49
729	Miscellaneous personal services -----	††	††	††	††	20	(D)	(D)	(D)	(D)
73	Business services -----	††	††	††	††	158	62 411	25 594	6 375	2 290
731	Advertising -----	††	††	††	††	12	3 704	1 615	439	84
734	Services to dwellings and other buildings -----	††	††	††	††	40	4 398	2 300	534	454
737	Computer and data processing services -----	††	††	††	††	23	18 936	7 037	1 629	330
7392	Management, consulting, and public relations services -----	††	††	††	††	20	10 432	3 674	886	140
7394	Equipment rental and leasing services -----	††	††	††	††	11	1 846	534	127	49
Other 73	Other business services -----	††	††	††	††	52	23 095	10 434	2 760	1 233
75	Automotive repair, services, and garages -----	††	††	††	††	104	37 035	8 422	1 963	664
751	Automotive rental and leasing, without drivers -----	††	††	††	††	11	14 785	2 604	600	147
752	Automobile parking -----	††	††	††	††	2	(D)	(D)	(D)	(D)
753	Automotive repair shops -----	††	††	††	††	84	20 608	5 316	1 253	447
7538	General automotive repair shops -----	††	††	††	††	32	4 768	1 117	256	121
7531	Top and body repair shops -----	††	††	††	††	33	7 531	2 302	515	166
7534, 5, 9	Other automotive repair shops -----	††	††	††	††	19	8 309	1 897	482	160
754	Automotive services, except repair -----	††	††	††	††	7	(D)	(D)	(D)	(D)
76	Miscellaneous repair services -----	††	††	††	††	42	7 648	2 409	502	190
762	Electrical and electronic repair shops -----	††	††	††	††	14	1 989	612	132	50
7622	Radio and TV repair shops -----	††	††	††	††	8	(D)	(D)	(D)	(D)
7623, 9	Other electrical and electronic repair shops -----	††	††	††	††	6	(D)	(D)	(D)	(D)
764	Reupholstery and furniture repair -----	††	††	††	††	6	525	183	35	21
763, 9	Other repair shops and related services -----	††	††	††	††	22	5 134	1 614	335	119
78, 79	Amusement and recreation services, including motion pictures -----	††	††	††	††	45	12 375	3 318	753	417
781, 2	Motion picture production, distribution, and services -----	††	††	††	††	-	(D)	(D)	(D)	(D)
783	Motion picture theaters -----	††	††	††	††	5	2 766	368	86	59
792	Producers, orchestras, and entertainers -----	††	††	††	††	4	(D)	(D)	(D)	(D)
793	Bowling alleys and billiards and pool establishments -----	††	††	††	††	5	(D)	(D)	(D)	(D)
79 ex. 792, 3	Commercial sports and other amusement and recreation services -----	††	††	††	††	31	6 970	2 175	480	255

Table 4a. **Summary Statistics for Firms Subject to Federal Income Tax for Standard Metropolitan Statistical Areas: 1982—Con.**

[For meaning of abbreviations and symbols, see introductory text. For explanation of terms and comparability of 1977 and 1982 censuses, see appendix A. For definitions of SMSA's, see appendix D.]

SIC code	Geographic area and kind of business or operation	All establishments				Establishments with payroll				
		Number	Receipts (\$1,000)	Unincorporated businesses or operations		Number	Receipts (\$1,000)	Annual payroll (\$1,000)	First quarter payroll (\$1,000)	Paid employees for pay period including March 12 (number)
				Individual proprietorships (number)	Partnerships (number)					
MANCHESTER SMSA—Con.										
80, ex. 806	Health services, except hospitals	††	††	††	††	290	60 198	25 078	6 040	1 862
801	Offices of physicians	††	††	††	††	152	(D)	(D)	(D)	(D)
802	Offices of dentists	††	††	††	††	89	11 378	3 695	782	317
803	Offices of osteopathic physicians	††	††	††	††	1	(D)	(D)	(D)	(D)
8041	Offices of chiropractors	††	††	††	††	6	(D)	(D)	(D)	(D)
8042	Offices of optometrists	††	††	††	††	9	1 305	388	110	36
805	Nursing and personal care facilities	††	††	††	††	11	11 866	5 834	1 321	831
8049, 807, 8, 9	Other health services	††	††	††	††	22	2 653	1 026	311	106
81	Legal services	††	††	††	††	93	35 472	16 809	3 384	727
823, 4, 9	Selected educational services	††	††	††	††	9	598	185	57	35
891	Engineering, architectural, and surveying services	††	††	††	††	34	13 589	6 305	1 333	274
893	Accounting, auditing, and bookkeeping services	††	††	††	††	46	10 894	4 287	989	275
83, 892, 9	Social and other services	††	††	††	††	43	5 670	2 730	785	233
83	Social services	**	**	**	**	38	(D)	(D)	(D)	(D)
892, 9	Other services	**	**	**	**	5	(D)	(D)	(D)	(D)
NASHUA SMSA										
	Total	††	††	††	††	719	178 626	70 749	15 815	5 774
70	Hotels, motels, and other lodging places	††	††	††	††	18	22 048	6 177	1 447	893
7011	Hotels, motor hotels, and motels	††	††	††	††	15	(D)	(D)	(D)	(D)
7011 pt.	Hotels	††	††	††	††	4	(D)	(D)	(D)	(D)
7011 pt.	Motels, motor hotels, and tourist courts	††	††	††	††	11	(D)	(D)	(D)	(D)
702, 3, 4	Other lodging places	††	††	††	††	3	(D)	(D)	(D)	(D)
72	Personal services	††	††	††	††	95	13 645	4 489	1 014	526
721	Laundry, cleaning, and garment services	††	††	††	††	15	(D)	(D)	(D)	(D)
7215	Coin-operated laundries and dry cleaning	††	††	††	††	2	(D)	(D)	(D)	(D)
721 ex. 7215	Other laundry, cleaning, and garment services	††	††	††	††	13	6 940	2 090	487	218
7211	Power laundries, family and commercial*	**	**	**	**	1	(D)	(D)	(D)	(D)
7216	Dry-cleaning plants, except rug cleaning*	**	**	**	**	6	(D)	(D)	(D)	(D)
Other 721	Laundry and cleaning services, n.e.c.*	**	**	**	**	6	(D)	(D)	(D)	(D)
722	Photographic studios, portrait	††	††	††	††	2	(D)	(D)	(D)	(D)
723, 4	Beauty and barber shops	††	††	††	††	58	(D)	(D)	(D)	(D)
723	Beauty shops	††	††	††	††	54	3 390	1 388	302	177
724	Barber shops	††	††	††	††	4	(D)	(D)	(D)	(D)
725	Shoe repair, shoe shine, and hat-cleaning shops	††	††	††	††	1	(D)	(D)	(D)	(D)
726	Funeral service and crematories	††	††	††	††	6	(D)	(D)	(D)	(D)
729	Miscellaneous personal services	††	††	††	††	13	1 325	471	110	64
73	Business services	††	††	††	††	167	(D)	(D)	(D)	(D)
731	Advertising	††	††	††	††	5	1 709	564	145	37
734	Services to dwellings and other buildings	††	††	††	††	27	4 044	1 754	367	299
737	Computer and data processing services	††	††	††	††	23	15 779	8 233	1 803	359
7392	Management, consulting, and public relations services	††	††	††	††	24	(D)	(D)	(D)	(D)
7394	Equipment rental and leasing services	††	††	††	††	15	2 559	758	181	55
Other 73	Other business services	††	††	††	††	73	15 326	7 738	1 715	754
75	Automotive repair, services, and garages	††	††	††	††	70	14 915	3 045	625	236
751	Automotive rental and leasing, without drivers	††	††	††	††	6	4 470	344	81	31
752	Automobile parking	††	††	††	††	1	(D)	(D)	(D)	(D)
753	Automotive repair shops	††	††	††	††	55	9 824	2 493	497	165
7538	General automotive repair shops	††	††	††	††	23	4 411	1 011	206	76
7531	Top and body repair shops	††	††	††	††	22	3 550	915	196	59
7534, 5, 9	Other automotive repair shops	††	††	††	††	10	1 863	567	95	30
754	Automotive services, except repair	††	††	††	††	8	(D)	(D)	(D)	(D)
76	Miscellaneous repair services	††	††	††	††	25	5 376	1 963	435	139
762	Electrical and electronic repair shops	††	††	††	††	5	(D)	(D)	(D)	(D)
7622	Radio and TV repair shops	††	††	††	††	-	-	-	-	-
7623, 9	Other electrical and electronic repair shops	††	††	††	††	5	(D)	(D)	(D)	(D)
764	Reupholstery and furniture repair	††	††	††	††	1	(D)	(D)	(D)	(D)
763, 9	Other repair shops and related services	††	††	††	††	19	4 417	1 484	337	111
78, 79	Amusement and recreation services, including motion pictures	††	††	††	††	38	12 736	3 648	714	410
781, 2	Motion picture production, distribution, and services	††	††	††	††	3	(D)	(D)	(D)	(D)
783	Motion picture theaters	††	††	††	††	6	2 023	279	59	43
792	Producers, orchestras, and entertainers	††	††	††	††	1	(D)	(D)	(D)	(D)
793	Bowling alleys and billiards and pool establishments	††	††	††	††	4	(D)	(D)	(D)	(D)
79 ex. 792, 3	Commercial sports and other amusement and recreation services	††	††	††	††	24	8 364	2 613	472	281

Table 4a. Summary Statistics for Firms Subject to Federal Income Tax for Standard Metropolitan Statistical Areas: 1982—Con.

[For meaning of abbreviations and symbols, see introductory text. For explanation of terms and comparability of 1977 and 1982 censuses, see appendix A. For definitions of SMSA's, see appendix D.]

SIC code	Geographic area and kind of business or operation	All establishments				Establishments with payroll				
		Number	Receipts (\$1,000)	Unincorporated businesses or operations		Number	Receipts (\$1,000)	Annual payroll (\$1,000)	First quarter payroll (\$1,000)	Paid employees for pay period including March 12 (number)
				Individual proprietorships (number)	Partnerships (number)					
NASHUA SMSA—Con.										
80, ex. 806	Health services, except hospitals -----	††	††	††	††	180	42 370	19 513	4 539	1 249
801	Offices of physicians -----	††	††	††	††	79	19 792	9 940	2 424	363
802	Offices of dentists -----	††	††	††	††	62	11 480	4 084	892	298
803	Offices of osteopathic physicians -----	††	††	††	††	-	-	-	-	-
8041	Offices of chiropractors -----	††	††	††	††	5	332	81	11	8
8042	Offices of optometrists -----	††	††	††	††	10	1 679	424	104	42
805	Nursing and personal care facilities -----	††	††	††	††	6	6 482	3 831	847	458
8049, 807, 8, 9	Other health services -----	††	††	††	††	18	2 605	1 153	261	80
81	Legal services -----	††	††	††	††	43	10 231	4 095	892	225
823, 4, 9	Selected educational services -----	††	††	††	††	5	299	136	28	25
891	Engineering, architectural, and surveying services -----	††	††	††	††	34	9 117	4 956	1 091	272
893	Accounting, auditing, and bookkeeping services -----	††	††	††	††	22	3 282	1 591	379	99
83, 892, 9	Social and other services -----	††	††	††	††	22	(D)	(D)	(D)	(D)
83	Social services -----	**	**	**	**	17	1 181	430	98	107
892, 9	Other services -----	**	**	**	**	5	(D)	(D)	(D)	(D)
PORTSMOUTH-DOVER-ROCHESTER, N.H.-MAINE, SMSA										
	Total -----	††	††	††	††	1 019	182 688	67 186	15 029	5 968
70	Hotels, motels, and other lodging places -----	††	††	††	††	117	24 088	7 009	1 192	905
7011	Hotels, motor hotels, and motels -----	††	††	††	††	99	22 740	6 766	1 159	888
7011 pt.	Hotels -----	††	††	††	††	19	10 366	4 217	765	519
7011 pt.	Motels, motor hotels, and tourist courts -----	††	††	††	††	80	12 374	2 549	394	369
702, 3, 4	Other lodging places -----	††	††	††	††	18	1 348	243	33	17
72	Personal services -----	††	††	††	††	139	16 945	5 982	1 367	754
721	Laundry, cleaning, and garment services -----	††	††	††	††	26	7 788	2 616	607	290
7215	Coin-operated laundries and dry cleaning -----	††	††	††	††	5	499	136	32	24
721 ex. 7215	Other laundry, cleaning, and garment services -----	††	††	††	††	21	7 289	2 480	575	266
7211	Power laundries, family and commercial* -----	**	**	**	**	-	-	-	-	-
7216	Dry-cleaning plants, except rug cleaning* -----	**	**	**	**	14	3 325	1 018	245	136
Other 721	Laundry and cleaning services, n.e.c.* -----	**	**	**	**	7	3 964	1 462	330	130
722	Photographic studios, portrait -----	††	††	††	††	2	(D)	(D)	(D)	(D)
723, 4	Beauty and barber shops -----	††	††	††	††	77	5 408	2 265	493	293
723	Beauty shops -----	††	††	††	††	69	4 888	1 979	435	261
724	Barber shops -----	††	††	††	††	8	520	286	58	32
725	Shoe repair, shoe shine, and hat-cleaning shops -----	††	††	††	††	3	135	41	8	7
726	Funeral service and crematories -----	††	††	††	††	14	2 411	718	151	56
729	Miscellaneous personal services -----	††	††	††	††	17	(D)	(D)	(D)	(D)
73	Business services -----	††	††	††	††	127	26 630	11 833	2 849	1 024
731	Advertising -----	††	††	††	††	7	984	400	77	22
734	Services to dwellings and other buildings -----	††	††	††	††	25	2 652	1 345	282	196
737	Computer and data processing services -----	††	††	††	††	14	4 281	1 571	371	72
7392	Management, consulting, and public relations services -----	††	††	††	††	27	5 562	2 323	593	127
7394	Equipment rental and leasing services -----	††	††	††	††	7	4 197	743	168	48
Other 73	Other business services -----	††	††	††	††	47	8 954	5 451	1 358	559
75	Automotive repair, services, and garages -----	††	††	††	††	87	17 536	3 897	835	337
751	Automotive rental and leasing, without drivers -----	††	††	††	††	7	3 332	238	52	36
752	Automobile parking -----	††	††	††	††	1	(D)	(D)	(D)	(D)
753	Automotive repair shops -----	††	††	††	††	73	13 508	3 481	747	273
7538	General automotive repair shops -----	††	††	††	††	39	6 929	1 478	322	124
7531	Top and body repair shops -----	††	††	††	††	23	4 230	1 444	314	106
7534, 5, 9	Other automotive repair shops -----	††	††	††	††	11	2 349	559	111	43
754	Automotive services, except repair -----	††	††	††	††	6	(D)	(D)	(D)	(D)
76	Miscellaneous repair services -----	††	††	††	††	27	3 134	805	178	64
762	Electrical and electronic repair shops -----	††	††	††	††	9	1 143	204	43	20
7622	Radio and TV repair shops -----	††	††	††	††	6	(D)	(D)	(D)	(D)
7623, 9	Other electrical and electronic repair shops -----	††	††	††	††	3	(D)	(D)	(D)	(D)
764	Reupholstery and furniture repair -----	††	††	††	††	7	387	150	33	15
763, 9	Other repair shops and related services -----	††	††	††	††	11	1 604	451	102	29
78, 79	Amusement and recreation services, including motion pictures -----	††	††	††	††	61	11 007	2 832	494	347
781, 2	Motion picture production, distribution, and services -----	††	††	††	††	1	(D)	(D)	(D)	(D)
783	Motion picture theaters -----	††	††	††	††	11	2 933	308	56	70
792	Producers, orchestras, and entertainers -----	††	††	††	††	4	(D)	(D)	(D)	(D)
793	Bowling alleys and billiards and pool establishments -----	††	††	††	††	4	1 220	326	86	48
79 ex. 792, 3	Commercial sports and other amusement and recreation services -----	††	††	††	††	41	6 478	2 062	331	220

Table 4a. Summary Statistics for Firms Subject to Federal Income Tax for Standard Metropolitan Statistical Areas: 1982—Con.

[For meaning of abbreviations and symbols, see introductory text. For explanation of terms and comparability of 1977 and 1982 censuses, see appendix A. For definitions of SMSA's, see appendix D]

SIC code	Geographic area and kind of business or operation	All establishments				Establishments with payroll				
		Number	Receipts (\$1,000)	Unincorporated businesses or operations		Number	Receipts (\$1,000)	Annual payroll (\$1,000)	First quarter payroll (\$1,000)	Paid employees for pay period including March 12 (number)
				Individual proprietorships (number)	Partnerships (number)					
PORTSMOUTH-DOVER-ROCHESTER, N.H.-MAINE, SMSA—Con.										
80, ex. 806	Health services, except hospitals	††	††	††	††	275	54 597	23 288	5 396	1 678
801	Offices of physicians	††	††	††	††	138	25 099	12 129	2 930	541
802	Offices of dentists	††	††	††	††	78	11 794	4 080	887	347
803	Offices of osteopathic physicians	††	††	††	††	1	(D)	(D)	(D)	(D)
8041	Offices of chiropractors	††	††	††	††	12	1 189	283	75	31
8042	Offices of optometrists	††	††	††	††	11	(D)	(D)	(D)	(D)
805	Nursing and personal care facilities	††	††	††	††	9	10 603	5 378	1 194	646
8049, 807, 8, 9	Other health services	††	††	††	††	26	4 698	1 268	274	94
81	Legal services	††	††	††	††	78	14 570	5 798	1 402	388
823, 4, 9	Selected educational services	††	††	††	††	3	82	14	3	3
891	Engineering, architectural, and surveying services	††	††	††	††	36	7 449	3 178	726	210
893	Accounting, auditing, and bookkeeping services	††	††	††	††	39	4 889	1 970	467	161
83, 892, 9	Social and other services	††	††	††	††	30	1 761	580	120	97
83	Social services	**	**	**	**	26	(D)	(D)	(D)	(D)
892, 9	Other services	**	**	**	**	4	(D)	(D)	(D)	(D)

Table 4b. Summary Statistics for Firms Exempt From Federal Income Tax for Standard Metropolitan Statistical Areas: 1982

[Includes only establishments with payroll. For meaning of abbreviations and symbols, see introductory text. For explanation of terms and comparability of 1977 and 1982 censuses, see appendix A. For definitions of SMSA's, see appendix D]

SIC code	Geographic area and kind of business or operation	Establishments (number)	Revenue (\$1,000)	Annual payroll (\$1,000)	First quarter payroll (\$1,000)	Paid employees for pay period including March 12 (number)
BOSTON-LAWRENCE-LOWELL, MASS.-N.H., SCSA						
	Total	2 972	1 898 262	796 238	187 523	63 890
7011 pt., 7032, 704	Hotels, camps, and membership lodging	46	(D)	(D)	(D)	(D)
7011 pt.	Hotels	5	3 680	956	226	137
7032	Sporting and recreational camps	13	3 038	848	59	29
704	Organization hotels and lodging houses, on membership basis	28	(D)	(D)	(D)	(D)
7391, 2, 7	Research, testing, and consulting services	36	(D)	(D)	(D)	(D)
7391	Research and development laboratories	10	(D)	(D)	(D)	(D)
7392	Management, consulting, and public relations services	24	27 664	11 373	2 188	490
7397	Testing laboratories and facilities	2	(D)	(D)	(D)	(D)
792, 7997, 7999 pt., 84	Selected amusement, recreation, and related services	221	127 435	48 665	9 737	4 435
792	Producers, orchestras, and entertainers	38	44 725	16 014	3 537	1 338
7922	Theatrical producers (except motion picture) and miscellaneous theatrical services	18	(D)	(D)	(D)	(D)
7929	Bands, orchestras, actors, and other entertainers and entertainment groups	20	(D)	(D)	(D)	(D)
7999 pt., 84	Museums, art galleries, and botanical and zoological gardens	62	(D)	(D)	(D)	(D)
7999 pt.	Commercial museums, art galleries, and botanical and zoological gardens	11	(D)	(D)	(D)	(D)
84	Noncommercial museums, art galleries, and botanical and zoological gardens	51	(D)	(D)	(D)	(D)
8411	Noncommercial museums and art galleries	48	23 505	10 976	2 365	1 048
8421	Noncommercial arboreta, botanical and zoological gardens	3	(D)	(D)	(D)	(D)
7997	Membership sports and recreation clubs	118	49 109	18 345	3 064	1 725
7999 pt.	Fairs	3	(D)	(D)	(D)	(D)
805, 8, 9	Selected health services	199	245 334	118 633	28 276	10 536
805	Nursing and personal care facilities	55	82 133	45 038	10 465	5 051
8051	Skilled nursing care facilities	33	66 547	36 237	8 495	3 991
8059	Nursing and personal care facilities, n.e.c.	22	15 586	8 801	1 970	1 060
808	Outpatient care facilities	81	(D)	(D)	(D)	(D)
809	Health and allied services, n.e.c.	63	(D)	(D)	(D)	(D)
81	Legal aid societies and similar legal services	15	(D)	(D)	(D)	(D)

Table 4b. Summary Statistics for Firms Exempt From Federal Income Tax for Standard Metropolitan Statistical Areas: 1982—Con.

[Includes only establishments with payroll. For meaning of abbreviations and symbols, see introductory text. For explanation of terms and comparability of 1977 and 1982 censuses, see appendix A. For definitions of SMSA's, see appendix D]

SIC code	Geographic area and kind of business or operation	Establishments (number)	Revenue (\$1,000)	Annual payroll (\$1,000)	First quarter payroll (\$1,000)	Paid employees for pay period including March 12 (number)
BOSTON-LAWRENCE-LOWELL, MASS.-N.H., SCSA—Con.						
823, 4, 9	Selected educational services -----	125	46 330	22 937	5 792	2 490
823	Libraries and information centers -----	22	(D)	(D)	(D)	(D)
824	Correspondence schools and vocational schools -----	22	9 423	4 584	1 042	605
8241, 9	Correspondence and vocational schools, except vocational high schools, n.e.c. -----	20	(D)	(D)	(D)	(D)
8243, 4	Data processing, business, and secretarial schools -----	2	(D)	(D)	(D)	(D)
829	Schools and educational services, n.e.c. -----	81	(D)	(D)	(D)	(D)
83	Social services -----	1 259	521 193	213 523	50 248	24 233
835	Child day care services -----	304	(D)	(D)	(D)	(D)
832, 3, 6, 9	Other social services -----	955	(D)	(D)	(D)	(D)
832	Individual and family social services -----	382	179 342	77 190	18 372	8 893
833	Job training and vocational rehabilitation services -----	95	(D)	(D)	(D)	(D)
836	Residential care -----	197	64 167	32 581	7 654	3 677
839	Social services, n.e.c. -----	281	195 583	54 059	12 404	4 769
861, 2, 4, 9	Selected membership organizations -----	983	370 460	117 440	28 179	11 270
861	Business associations -----	186	(D)	(D)	(D)	(D)
864	Civic, social, and fraternal associations -----	584	150 816	45 635	11 018	6 857
862, 9	Other membership organizations -----	213	(D)	(D)	(D)	(D)
862	Professional membership organizations -----	92	87 832	21 794	5 338	1 131
869	Membership organizations, n.e.c. -----	121	(D)	(D)	(D)	(D)
892	Noncommercial educational, scientific, and research organizations -----	88	417 610	200 211	47 915	7 888
LAWRENCE-HAVERHILL, MASS.-N.H., SMSA						
Total -----		189	67 442	28 728	6 552	3 432
7011 pt., 7032, 704	Hotels, camps, and membership lodging -----	5	1 187	397	54	55
7391, 2, 7	Research, testing, and consulting services -----	1	(D)	(D)	(D)	(D)
792, 7997, 7999 pt., 84	Selected amusement, recreation, and related services -----	5	838	310	61	32
805, 8, 9	Selected health services -----	20	14 938	8 481	2 009	934
805	Nursing and personal care facilities -----	6	8 721	5 008	1 165	622
808	Outpatient care facilities -----	11	2 969	1 763	443	147
809	Health and allied services, n.e.c. -----	3	3 248	1 710	401	165
81	Legal aid societies and similar legal services -----	-	-	-	-	-
823, 4, 9	Selected educational services -----	2	(D)	(D)	(D)	(D)
83	Social services -----	72	34 444	13 446	3 011	1 600
835	Child day care services -----	17	2 856	1 402	323	284
832, 3, 6, 9	Other social services -----	55	31 588	12 044	2 688	1 316
861, 2, 4, 9	Selected membership organizations -----	82	13 400	4 605	1 078	718
861	Business associations -----	10	1 891	937	230	59
864	Civic, social, and fraternal associations -----	57	9 180	2 702	614	578
862, 9	Other membership organizations -----	15	2 329	966	234	81
892	Noncommercial educational, scientific, and research organizations -----	2	(D)	(D)	(D)	(D)
LOWELL, MASS.-N.H., SMSA						
Total -----		118	35 442	15 525	3 657	2 238
7011 pt., 7032, 704	Hotels, camps, and membership lodging -----	2	(D)	(D)	(D)	(D)
7391, 2, 7	Research, testing, and consulting services -----	-	-	-	-	-
792, 7997, 7999 pt., 84	Selected amusement, recreation, and related services -----	12	3 470	1 309	261	162
805, 8, 9	Selected health services -----	7	7 668	4 321	919	566
805	Nursing and personal care facilities -----	2	(D)	(D)	(D)	(D)
808	Outpatient care facilities -----	4	1 821	926	253	80
809	Health and allied services, n.e.c. -----	1	(D)	(D)	(D)	(D)
81	Legal aid societies and similar legal services -----	1	(D)	(D)	(D)	(D)
823, 4, 9	Selected educational services -----	-	-	-	-	-
83	Social services -----	47	13 431	6 581	1 645	985
835	Child day care services -----	18	2 062	1 118	239	132
832, 3, 6, 9	Other social services -----	29	11 369	5 463	1 406	853

Table 4b. Summary Statistics for Firms Exempt From Federal Income Tax for Standard Metropolitan Statistical Areas: 1982—Con.

[Includes only establishments with payroll. For meaning of abbreviations and symbols, see introductory text. For explanation of terms and comparability of 1977 and 1982 censuses, see appendix A. For definitions of SMSA's, see appendix D]

SIC code	Geographic area and kind of business or operation	Establishments (number)	Revenue (\$1,000)	Annual payroll (\$1,000)	First quarter payroll (\$1,000)	Paid employees for pay period including March 12 (number)
	LOWELL, MASS.-N.H., SMSA—Con.					
861, 2, 4, 9	Selected membership organizations -----	48	8 279	2 238	553	435
861	Business associations -----	4	547	181	48	13
864	Civic, social, and fraternal associations -----	38	6 910	1 808	453	392
862, 9	Other membership organizations -----	6	822	249	52	30
892	Noncommercial educational, scientific, and research organizations -----	1	(D)	(D)	(D)	(D)
	MANCHESTER SMSA					
	Total -----	169	58 775	24 581	5 485	2 504
7011 pt., 7032, 704	Hotels, camps, and membership lodging -----	5	(D)	(D)	(D)	(D)
7391, 2, 7	Research, testing, and consulting services -----	1	(D)	(D)	(D)	(D)
792, 7997, 7999 pt., 84	Selected amusement, recreation, and related services -----	9	(D)	(D)	(D)	(D)
805, 8, 9	Selected health services -----	13	8 574	4 312	968	359
805	Nursing and personal care facilities -----	1	(D)	(D)	(D)	(D)
808	Outpatient care facilities -----	9	5 844	2 515	551	196
809	Health and allied services, n.e.c. -----	3	(D)	(D)	(D)	(D)
81	Legal aid societies and similar legal services -----	3	(D)	(D)	(D)	(D)
823, 4, 9	Selected educational services -----	3	(D)	(D)	(D)	(D)
83	Social services -----	62	28 334	13 809	2 993	1 392
835	Child day care services -----	14	1 879	947	257	186
832, 3, 6, 9	Other social services -----	48	26 455	12 862	2 736	1 206
861, 2, 4, 9	Selected membership organizations -----	71	17 235	4 830	1 181	603
861	Business associations -----	4	(D)	(D)	(D)	(D)
864	Civic, social, and fraternal associations -----	56	7 847	2 607	634	426
862, 9	Other membership organizations -----	11	(D)	(D)	(D)	(D)
892	Noncommercial educational, scientific, and research organizations -----	2	(D)	(D)	(D)	(D)
	NASHUA SMSA					
	Total -----	76	18 180	7 419	1 743	920
7011 pt., 7032, 704	Hotels, camps, and membership lodging -----	1	(D)	(D)	(D)	(D)
7391, 2, 7	Research, testing, and consulting services -----	-	-	-	-	-
792, 7997, 7999 pt., 84	Selected amusement, recreation, and related services -----	3	2 312	968	207	115
805, 8, 9	Selected health services -----	8	4 483	2 178	525	147
805	Nursing and personal care facilities -----	1	(D)	(D)	(D)	(D)
808	Outpatient care facilities -----	4	(D)	(D)	(D)	(D)
809	Health and allied services, n.e.c. -----	3	(D)	(D)	(D)	(D)
81	Legal aid societies and similar legal services -----	-	-	-	-	-
823, 4, 9	Selected educational services -----	1	(D)	(D)	(D)	(D)
83	Social services -----	29	5 819	2 596	662	403
835	Child day care services -----	6	(D)	(D)	(D)	(D)
832, 3, 6, 9	Other social services -----	23	(D)	(D)	(D)	(D)
861, 2, 4, 9	Selected membership organizations -----	34	(D)	(D)	(D)	(D)
861	Business associations -----	3	(D)	(D)	(D)	(D)
864	Civic, social, and fraternal associations -----	27	3 939	1 198	279	225
862, 9	Other membership organizations -----	4	(D)	(D)	(D)	(D)
892	Noncommercial educational, scientific, and research organizations -----	-	-	-	-	-

Table 4b. **Summary Statistics for Firms Exempt From Federal Income Tax for Standard Metropolitan Statistical Areas: 1982—Con.**

[Includes only establishments with payroll. For meaning of abbreviations and symbols, see introductory text. For explanation of terms and comparability of 1977 and 1982 censuses, see appendix A. For definitions of SMSA's, see appendix D]

SIC code	Geographic area and kind of business or operation	Establishments (number)	Revenue (\$1,000)	Annual payroll (\$1,000)	First quarter payroll (\$1,000)	Paid employees for pay period including March 12 (number)
	PORTSMOUTH-DOVER-ROCHESTER, N.H.-MAINE, SMSA					
	Total	153	27 338	11 106	2 495	1 474
7011 pt., 7032, 704	Hotels, camps, and membership lodging	9	558	139	22	19
7391, 2, 7	Research, testing, and consulting services	-	-	-	-	-
792, 7997, 7999 pt., 84	Selected amusement, recreation, and related services	16	3 545	1 343	232	198
805, 8, 9	Selected health services	19	5 944	3 435	833	326
805	Nursing and personal care facilities	-	-	-	-	-
808	Outpatient care facilities	6	(D)	(D)	(D)	(D)
809	Health and allied services, n.e.c.	13	(D)	(D)	(D)	(D)
81	Legal aid societies and similar legal services	2	(D)	(D)	(D)	(D)
823, 4, 9	Selected educational services	7	(D)	(D)	(D)	(D)
83	Social services	40	9 909	4 133	964	522
835	Child day care services	13	1 371	981	234	152
832, 3, 6, 9	Other social services	27	8 538	3 152	730	370
861, 2, 4, 9	Selected membership organizations	59	6 357	1 607	331	356
861	Business associations	6	544	196	41	16
864	Civic, social, and fraternal associations	46	5 506	1 295	280	332
862, 9	Other membership organizations	7	307	116	10	8
892	Noncommercial educational, scientific, and research organizations	1	(D)	(D)	(D)	(D)

Table 5a. **Summary Statistics for Firms Subject to Federal Income Tax for the Area Outside Standard Metropolitan Statistical Areas: 1982**

[For meaning of abbreviations and symbols, see introductory text. For explanation of terms and comparability of 1977 and 1982 censuses, see appendix A. For definitions of SMSA's, see appendix D]

SIC code	Kind of business or operation	All establishments				Establishments with payroll				
		Number	Receipts (\$1,000)	Unincorporated businesses or operations		Number	Receipts (\$1,000)	Annual payroll (\$1,000)	First quarter payroll (\$1,000)	Paid employees for pay period including March 12 (number)
				Individual proprietorships (number)	Partnerships (number)					
	Total	††	††	††	††	2 670	563 599	194 662	46 564	17 211
	Hotels, motels, and other lodging places	††	††	††	††	343	85 352	23 444	5 029	3 218
7011	Hotels, motor hotels, and motels	††	††	††	††	261	(D)	(D)	(D)	(D)
7011 pt.	Hotels	††	††	††	††	84	(D)	(D)	(D)	(D)
7011 pt.	Hotels, 25 guestrooms or more	††	††	††	††	46	39 863	12 701	2 944	1 691
7011 pt.	Hotels, less than 25 guestrooms	**	**	**	**	38	(D)	(D)	(D)	(D)
7011 pt.	Motels, motor hotels, and tourist courts	††	††	††	††	177	(D)	(D)	(D)	(D)
7011 pt.	Motels, tourist courts	**	**	**	**	161	(D)	(D)	(D)	(D)
7011 pt.	Motor hotels	**	**	**	**	16	(D)	(D)	(D)	(D)
702, 3, 4	Other lodging places	††	††	††	††	82	(D)	(D)	(D)	(D)
703	Trailer parks and camps	††	††	††	††	76	12 351	2 575	303	186
702, 4	Rooming, boarding, and membership lodging	††	††	††	††	6	(D)	(D)	(D)	(D)
72	Personal services	††	††	††	††	313	(D)	(D)	(D)	(D)
721	Laundry, cleaning, and garment services	††	††	††	††	76	13 341	4 906	1 152	538
7215	Coin-operated laundries and dry cleaning	††	††	††	††	31	1 982	399	87	63
721 ex.	Other laundry, cleaning, and garment services	††	††	††	††	45	11 359	4 507	1 065	475
7215	Power laundries, family and commercial*	**	**	**	**	6	(D)	(D)	(D)	(D)
7216	Dry-cleaning plants, except rug cleaning*	**	**	**	**	27	(D)	(D)	(D)	(D)
Other 721	Laundry and cleaning services, n.e.c.*	**	**	**	**	12	4 463	1 691	444	170
7212	Garment pressing and agents for laundries and dry cleaners	**	**	**	**	-	-	-	-	-
7213	Linen supply*	**	**	**	**	2	(D)	(D)	(D)	(D)
7217	Carpet and upholstery cleaning	**	**	**	**	7	408	138	37	32
7218	Industrial laundries*	**	**	**	**	1	(D)	(D)	(D)	(D)
7214, 9	Other laundry, garment services, including diaper*	**	**	**	**	2	(D)	(D)	(D)	(D)
722	Photographic studios, portrait	††	††	††	††	9	1 833	432	86	40
723, 4	Beauty and barber shops	††	††	††	††	143	7 549	3 122	684	396
723	Beauty shops	††	††	††	††	133	(D)	(D)	(D)	(D)
724	Barber shops	††	††	††	††	10	(D)	(D)	(D)	(D)
725	Shoe repair, shoe shine, and hat-cleaning shops	††	††	††	††	4	199	28	5	5
726	Funeral service and crematories	††	††	††	††	44	5 844	1 516	339	118
729	Miscellaneous personal services	††	††	††	††	37	(D)	(D)	(D)	(D)

Table 5a. Summary Statistics for Firms Subject to Federal Income Tax for the Area Outside Standard Metropolitan Statistical Areas: 1982—Con.

[For meaning of abbreviations and symbols, see introductory text. For explanation of terms and comparability of 1977 and 1982 censuses, see appendix A. For definitions of SMSA's, see appendix D.]

SIC code	Kind of business or operation	All establishments				Establishments with payroll				
		Number	Receipts (\$1,000)	Unincorporated businesses or operations		Number	Receipts (\$1,000)	Annual payroll (\$1,000)	First quarter payroll (\$1,000)	Paid employees for pay period including March 12 (number)
				Individual proprietorships (number)	Partnerships (number)					
73	Business services -----	††	††	††	††	361	(D)	(D)	(D)	(D)
731	Advertising -----	††	††	††	††	27	4 663	1 792	390	125
7311	Advertising agencies -----	**	**	**	**	23	4 367	1 692	373	101
7312	Outdoor advertising services -----	**	**	**	**	1	(D)	(D)	(D)	(D)
7313	Radio, TV, publishers' advertising representatives -----	**	**	**	**	2	(D)	(D)	(D)	(D)
7319	Advertising, n.e.c. -----	**	**	**	**	1	(D)	(D)	(D)	(D)
734	Services to dwellings and other buildings -----	††	††	††	††	55	(D)	(D)	(D)	(D)
7341	Window cleaning -----	**	**	**	**	-	-	-	-	-
7342	Disinfecting and exterminating services -----	**	**	**	**	1	(D)	(D)	(D)	(D)
7349	Cleaning and maintenance services, n.e.c. -----	**	**	**	**	54	3 961	1 750	397	233
737	Computer and data processing services -----	††	††	††	††	38	32 204	11 318	3 083	498
7372	Computer programming and other software services -----	**	**	**	**	17	(D)	(D)	(D)	(D)
7374	Data processing services -----	**	**	**	**	12	16 162	5 955	1 814	209
7379	Computer related services, n.e.c. -----	**	**	**	**	9	(D)	(D)	(D)	(D)
7392	Management, consulting, and public relations services -----	††	††	††	††	78	13 999	5 349	1 236	293
7394	Equipment rental and leasing services -----	††	††	††	††	33	8 900	2 375	552	152
Other 73	Other business services -----	††	††	††	††	130	24 649	6 979	1 706	719
732	Credit reporting, collection agencies -----	**	**	**	**	7	676	230	55	24
7331	Direct mail advertising services -----	**	**	**	**	4	(D)	(D)	(D)	(D)
7332	Blueprinting and photocopying services -----	**	**	**	**	5	425	114	24	16
7333	Commercial photography, art, and graphics -----	**	**	**	**	10	1 646	517	138	37
7339	Stenographic services; and reproduction services, n.e.c. -----	**	**	**	**	8	270	110	34	13
736	Personnel supply services -----	**	**	**	**	14	(D)	(D)	(D)	(D)
7361	Employment agencies -----	**	**	**	**	9	(D)	(D)	(D)	(D)
7362	Help supply services -----	**	**	**	**	5	951	570	166	84
7369	Facilities management services -----	**	**	**	**	-	-	-	-	-
7391	Research and development laboratories -----	**	**	**	**	7	787	263	66	22
7397	Testing laboratories and facilities -----	**	**	**	**	3	(D)	(D)	(D)	(D)
7393	Detective agencies and protective services -----	**	**	**	**	16	(D)	(D)	(D)	(D)
7395	Photofinishing laboratories* -----	**	**	**	**	3	(D)	(D)	(D)	(D)
7399 pt.	Sign painting shops -----	**	**	**	**	4	(D)	(D)	(D)	(D)
7399 pt.	Interior designing -----	**	**	**	**	3	(D)	(D)	(D)	(D)
7399 pt.	Telephone answering services -----	**	**	**	**	3	383	177	47	29
735, 7396, 7399 pt.	Other business services, n.e.c. -----	**	**	**	**	43	8 537	2 711	649	229
75	Automotive repair, services, and garages -----	††	††	††	††	220	38 284	7 904	1 903	741
751	Automotive rental and leasing, without drivers -----	††	††	††	††	18	(D)	(D)	(D)	(D)
752	Automobile parking -----	††	††	††	††	-	-	-	-	-
7523	Parking lots -----	**	**	**	**	-	-	-	-	-
7525	Parking structures -----	**	**	**	**	-	-	-	-	-
753	Automotive repair shops -----	††	††	††	††	194	(D)	(D)	(D)	(D)
7538	General automotive repair shops -----	††	††	††	††	109	(D)	(D)	(D)	(D)
7538 pt.	General automotive repair shops, except diesel -----	**	**	**	**	100	13 211	2 554	611	266
7538 pt.	Diesel repair shops -----	**	**	**	**	9	(D)	(D)	(D)	(D)
7531	Top and body repair shops -----	**	**	**	**	63	8 766	2 207	496	208
7534, 5, 9	Other automotive repair shops -----	††	††	††	††	22	4 636	1 192	273	92
7534	Tire retreading and repair shops -----	**	**	**	**	2	(D)	(D)	(D)	(D)
7535	Paint shops -----	**	**	**	**	4	1 239	445	97	28
7539 pt.	Auto electrical and fuel system services -----	**	**	**	**	1	(D)	(D)	(D)	(D)
7539 pt.	Radiator repair -----	**	**	**	**	1	(D)	(D)	(D)	(D)
7539 pt.	Glass replacement and repair -----	**	**	**	**	3	(D)	(D)	(D)	(D)
7539 pt.	Brake, front end, and wheel alignment -----	**	**	**	**	6	663	197	43	16
7539 pt.	Exhaust system services (muffler shops) -----	**	**	**	**	2	(D)	(D)	(D)	(D)
7539 pt.	Transmission repair shops -----	**	**	**	**	2	(D)	(D)	(D)	(D)
7539 pt.	Other automotive repair shops, n.e.c. -----	**	**	**	**	1	(D)	(D)	(D)	(D)
754	Automotive services, except repair -----	††	††	††	††	8	792	182	36	15
7542	Car washes -----	**	**	**	**	3	(D)	(D)	(D)	(D)
7549	Other automotive services -----	**	**	**	**	5	(D)	(D)	(D)	(D)
76	Miscellaneous repair services -----	††	††	††	††	115	(D)	(D)	(D)	(D)
762	Electrical and electronic repair shops -----	††	††	††	††	34	6 314	2 089	484	126
7622	Radio and TV repair shops -----	**	**	**	**	7	(D)	(D)	(D)	(D)
7623, 9	Other electrical and electronic repair shops -----	**	**	**	**	27	(D)	(D)	(D)	(D)
7623	Refrigeration and air-conditioning repair shops -----	**	**	**	**	11	(D)	(D)	(D)	(D)
7629	Electrical and electronic repair shops, n.e.c. -----	**	**	**	**	16	2 969	1 009	256	60
764	Reupholstery and furniture repair -----	††	††	††	††	17	1 348	440	100	46
763, 9	Other repair shops and related services -----	††	††	††	††	64	(D)	(D)	(D)	(D)
763	Watch, clock, and jewelry repair -----	**	**	**	**	2	(D)	(D)	(D)	(D)
769	Miscellaneous repair and related services -----	**	**	**	**	62	8 892	2 513	533	181
7692	Welding repair -----	**	**	**	**	5	642	249	56	17
7694	Armature rewinding shops -----	**	**	**	**	6	3 600	1 190	247	58
7699	Repair shops and related services, n.e.c. -----	**	**	**	**	51	4 650	1 074	230	106

Table 5a. Summary Statistics for Firms Subject to Federal Income Tax for the Area Outside Standard Metropolitan Statistical Areas: 1982—Con.

[For meaning of abbreviations and symbols, see introductory text. For explanation of terms and comparability of 1977 and 1982 censuses, see appendix A. For definitions of SMSA's, see appendix D.]

SIC code	Kind of business or operation	All establishments				Establishments with payroll				
		Number	Receipts (\$1,000)	Unincorporated businesses or operations		Number	Receipts (\$1,000)	Annual payroll (\$1,000)	First quarter payroll (\$1,000)	Paid employees for pay period including March 12 (number)
				Individual proprie- torships (number)	Partners- hips (number)					
78, 79	Amusement and recreation services, including motion pictures...	††	††	††	††	211	72 184	18 402	4 832	3 149
781, 2	Motion picture production, distribution, and services	††	††	††	††	4	(D)	(D)	(D)	(D)
783	Motion picture theaters	††	††	††	††	24	3 405	557	126	134
7832	Motion picture theaters, except drive-in	††	††	††	††	16	2 927	486	112	119
7833	Drive-in motion picture theaters	**	**	**	**	8	478	71	14	15
792	Producers, orchestras, and entertainers	††	††	††	††	5	177	52	13	8
7922	Theatrical producers (except motion picture) and miscellaneous theatrical services	**	**	**	**	4	(D)	(D)	(D)	(D)
7929	Bands, orchestras, actors, and other entertainers and entertainment groups	**	**	**	**	1	(D)	(D)	(D)	(D)
793	Bowling alleys and billiards and pool establishments	††	††	††	††	18	(D)	(D)	(D)	(D)
7932	Billiard and pool establishments	††	††	††	††	-	-	-	-	-
7933	Bowling alleys	††	††	††	††	18	(D)	(D)	(D)	(D)
79 ex. 792, 3	Commercial sports and other amusement and recreation services ..	††	††	††	††	160	65 468	16 970	4 501	2 855
794	Commercial sports	††	††	††	††	13	17 050	3 866	743	521
7941	Professional sports clubs, managers, promoters	††	††	††	††	1	(D)	(D)	(D)	(D)
7948	Racing, including track operation	††	††	††	††	12	(D)	(D)	(D)	(D)
79 ex. 792, 3, 4	Other amusement and recreation services	††	††	††	††	147	48 418	13 104	3 758	2 334
791	Dance halls, studios, and schools	**	**	**	**	6	(D)	(D)	(D)	(D)
7992	Public golf courses	**	**	**	**	7	(D)	(D)	(D)	(D)
7993	Coin-operated amusement device operators	**	**	**	**	15	(D)	(D)	(D)	(D)
7996	Amusement parks	**	**	**	**	6	(D)	(D)	(D)	(D)
7997	Membership sports and recreation clubs	**	**	**	**	35	8 144	2 258	550	317
7999	Amusement and recreation services, n.e.c.	**	**	**	**	78	30 222	8 311	2 823	1 828
7999 pt.	Concession operators of amusement devices, rides	**	**	**	**	7	(D)	(D)	(D)	(D)
7999 pt.	Carnivals, circuses, and fairs	**	**	**	**	1	(D)	(D)	(D)	(D)
7999 pt.	Other commercial recreation and amusements	**	**	**	**	70	27 820	7 921	2 786	1 817
80, ex. 806	Health services, except hospitals	††	††	††	††	581	146 198	65 180	15 970	4 125
801	Offices of physicians	††	††	††	††	271	87 154	41 813	10 332	1 794
802	Offices of dentists	††	††	††	††	186	(D)	(D)	(D)	(D)
803	Offices of osteopathic physicians	††	††	††	††	2	(D)	(D)	(D)	(D)
8041	Offices of chiropractors	††	††	††	††	27	1 938	550	123	55
8042	Offices of optometrists	††	††	††	††	32	3 105	528	117	66
805	Nursing and personal care facilities	††	††	††	††	22	20 707	10 855	2 730	1 223
8049, 807, 8, 9	Other health services	††	††	††	††	41	8 185	3 331	790	297
807	Medical and dental laboratories	††	††	††	††	10	2 019	771	195	73
8071	Medical laboratories	††	††	††	††	4	(D)	(D)	(D)	(D)
8072	Dental laboratories	††	††	††	††	6	(D)	(D)	(D)	(D)
8049, 808, 9	Other health services, n.e.c.	††	††	††	††	31	6 166	2 560	595	224
81	Legal services	††	††	††	††	208	40 633	15 994	3 513	907
823, 4, 9	Selected educational services	††	††	††	††	19	1 291	288	62	37
823	Libraries and information centers	**	**	**	**	1	(D)	(D)	(D)	(D)
824	Correspondence schools and vocational schools	**	**	**	**	4	397	113	19	8
829	Schools and educational services, n.e.c.	**	**	**	**	14	(D)	(D)	(D)	(D)
891	Engineering, architectural, and surveying services	††	††	††	††	128	(D)	(D)	(D)	(D)
891 pt.	Architectural services	**	**	**	**	21	(D)	(D)	(D)	(D)
891 pt.	Engineering services	**	**	**	**	60	17 396	7 302	1 789	398
891 pt.	Surveying services	**	**	**	**	47	3 295	1 463	304	141
893	Accounting, auditing, and bookkeeping services	††	††	††	††	88	(D)	(D)	(D)	(D)
83, 892, 9	Social and other services	††	††	††	††	83	6 895	2 555	532	351
83	Social services	**	**	**	**	58	(D)	(D)	(D)	(D)
835	Child day care services	**	**	**	**	33	(D)	(D)	(D)	(D)
832, 3, 6, 9	Other social services	**	**	**	**	25	2 870	1 013	219	167
892, 9	Other services	**	**	**	**	25	(D)	(D)	(D)	(D)

Table 5b. Summary Statistics for Firms Exempt From Federal Income Tax for the Area Outside Standard Metropolitan Statistical Areas: 1982

[Includes only establishments with payroll. For meaning of abbreviations and symbols, see introductory text. For explanation of terms and comparability of 1977 and 1982 censuses, see appendix A. For definitions of SMSA's, see appendix D]

SIC code	Kind of business or operation	Establishments (number)	Revenue (\$1,000)	Annual payroll (\$1,000)	First quarter payroll (\$1,000)	Paid employees for pay period including March 12 (number)
	Total	585	101 925	46 785	10 964	5 362
7011 pt., 7032, 704	Hotels, camps, and membership lodging	22	4 306	1 044	131	66
7011 pt. 7032 704	Hotels	-	-	-	-	-
	Sporting and recreational camps	22	4 306	1 044	131	66
	Organization hotels and lodging houses, on membership basis	-	-	-	-	-
7391, 2, 7	Research, testing, and consulting services	3	(D)	(D)	(D)	(D)
7391	Research and development laboratories	1	(D)	(D)	(D)	(D)
7392	Management, consulting, and public relations services	2	(D)	(D)	(D)	(D)
7397	Testing laboratories and facilities	-	-	-	-	-
792, 7997, 7999 pt., 84	Selected amusement, recreation, and related services	41	7 817	2 948	526	235
792	Producers, orchestras, and entertainers	8	656	327	32	12
7922	Theatrical producers (except motion picture) and miscellaneous theatrical services	6	(D)	(D)	(D)	(D)
7929	Bands, orchestras, actors, and other entertainers and entertainment groups	2	(D)	(D)	(D)	(D)
7999 pt., 84	Museums, art galleries, and botanical and zoological gardens	11	1 253	568	141	75
7999 pt. 84	Commercial museums, art galleries, and botanical and zoological gardens	-	-	-	-	-
84	Noncommercial museums, art galleries, and botanical and zoological gardens	11	1 253	568	141	75
8411	Noncommercial museums and art galleries	10	(D)	(D)	(D)	(D)
8421	Noncommercial arboreta, botanical and zoological gardens	1	(D)	(D)	(D)	(D)
7997	Membership sports and recreation clubs	15	(D)	(D)	(D)	(D)
7999 pt.	Fairs	7	(D)	(D)	(D)	(D)
805, 8, 9	Selected health services	57	22 706	14 770	3 673	1 490
805	Nursing and personal care facilities	11	7 921	5 589	1 469	731
8051	Skilled nursing care facilities	3	(D)	(D)	(D)	(D)
8059	Nursing and personal care facilities, n.e.c.	8	(D)	(D)	(D)	(D)
808	Outpatient care facilities	15	7 345	4 208	988	279
809	Health and allied services, n.e.c.	31	7 440	4 973	1 216	480
81	Legal aid societies and similar legal services	10	(D)	(D)	(D)	(D)
823, 4, 9	Selected educational services	22	2 363	807	193	127
823	Libraries and information centers	12	(D)	(D)	(D)	(D)
824	Correspondence schools and vocational schools	-	-	-	-	-
8241, 9	Correspondence and vocational schools, except vocational high schools, n.e.c.	-	-	-	-	-
8243, 4	Data processing, business, and secretarial schools	-	-	-	-	-
829	Schools and educational services, n.e.c.	10	(D)	(D)	(D)	(D)
83	Social services	218	36 667	16 879	3 926	2 287
835	Child day care services	78	3 696	2 212	537	411
832, 3, 6, 9	Other social services	140	32 971	14 667	3 389	1 876
832	Individual and family social services	57	5 912	3 219	748	423
833	Job training and vocational rehabilitation services	10	5 005	2 353	536	439
836	Residential care	21	9 609	5 084	1 196	608
839	Social services, n.e.c.	52	12 445	4 011	909	406
861, 2, 4, 9	Selected membership organizations	208	24 521	8 463	2 052	1 005
861	Business associations	49	6 201	2 334	577	157
864	Civic, social, and fraternal associations	122	11 895	3 588	866	642
862, 9	Other membership organizations	37	6 425	2 541	609	206
862	Professional membership organizations	11	2 520	1 006	241	68
869	Membership organizations, n.e.c.	26	3 905	1 535	368	138
892	Noncommercial educational, scientific, and research organizations	4	(D)	(D)	(D)	(D)

Table 6. Summary Statistics for Firms Subject to Federal Income Tax for Counties With 300 Establishments or More: 1982

[For meaning of abbreviations and symbols, see introductory text. For explanation of terms and comparability of 1977 and 1982 censuses, see appendix A. For information on geographic areas followed by Δ, see appendix F]

SIC code	Geographic area and kind of business or operation	All establishments				Establishments with payroll				
		Number	Receipts (\$1,000)	Unincorporated businesses or operations		Number	Receipts (\$1,000)	Annual payroll (\$1,000)	First quarter payroll (\$1,000)	Paid employees for pay period including March 12 (number)
				Individual proprietorships (number)	Partnerships (number)					
	BELKNAP COUNTY									
	Total.....	††	††	††	††	300	55 678	18 383	3 811	1 658
70	Hotels, motels, and other lodging places.....	††	††	††	††	48	8 792	2 068	371	213
7011	Hotels, motor hotels, and motels.....	††	††	††	††	38	6 741	1 597	304	199
7011 pt.	Hotels.....	††	††	††	††	4	(D)	(D)	(D)	(D)
7011 pt.	Hotels, motor hotels, and tourist courts.....	††	††	††	††	34	(D)	(D)	(D)	(D)
702, 3, 4	Other lodging places.....	††	††	††	††	10	2 051	471	67	14
72	Personal services.....	††	††	††	††	34	4 072	1 489	368	160
721	Laundry, cleaning, and garment services.....	††	††	††	††	6	1 782	871	230	83
7215	Coin-operated laundries and dry cleaning.....	††	††	††	††	1	(D)	(D)	(D)	(D)
721 ex.	Other laundry, cleaning, and garment services.....	††	††	††	††	5	(D)	(D)	(D)	(D)
7215	Power laundries, family and commercial*.....	††	††	††	††	2	(D)	(D)	(D)	(D)
7216	Dry-cleaning plants, except rug cleaning*.....	††	††	††	††	2	(D)	(D)	(D)	(D)
Other 721	Laundry and cleaning services, n.e.c.*.....	††	††	††	††	1	(D)	(D)	(D)	(D)
722	Photographic studios, portrait.....	††	††	††	††	2	(D)	(D)	(D)	(D)
723, 4	Beauty and barber shops.....	††	††	††	††	18	997	319	67	39
723	Beauty shops.....	††	††	††	††	18	997	319	67	39
724	Barber shops.....	††	††	††	††	-	-	-	-	-
725	Shoe repair, shoe shine, and hat-cleaning shops.....	††	††	††	††	1	(D)	(D)	(D)	(D)
726	Funeral service and crematories.....	††	††	††	††	4	553	145	31	6
729	Miscellaneous personal services.....	††	††	††	††	3	(D)	(D)	(D)	(D)
73	Business services.....	††	††	††	††	31	5 108	1 431	344	189
731	Advertising.....	††	††	††	††	1	(D)	(D)	(D)	(D)
734	Services to dwellings and other buildings.....	††	††	††	††	10	490	164	33	30
737	Computer and data processing services.....	††	††	††	††	2	(D)	(D)	(D)	(D)
7392	Management, consulting, and public relations services.....	††	††	††	††	3	(D)	(D)	(D)	(D)
7394	Equipment rental and leasing services.....	††	††	††	††	6	2 585	530	121	61
Other 73	Other business services.....	††	††	††	††	9	(D)	(D)	(D)	(D)
75	Automotive repair, services, and garages.....	††	††	††	††	17	2 015	413	86	40
751	Automotive rental and leasing, without drivers.....	††	††	††	††	2	(D)	(D)	(D)	(D)
752	Automobile parking.....	††	††	††	††	-	-	-	-	-
753	Automotive repair shops.....	††	††	††	††	14	(D)	(D)	(D)	(D)
7538	General automotive repair shops.....	††	††	††	††	8	748	155	37	16
7531	Top and body repair shops.....	††	††	††	††	4	431	59	13	9
7534, 5, 9	Other automotive repair shops.....	††	††	††	††	2	(D)	(D)	(D)	(D)
754	Automotive services, except repair.....	††	††	††	††	1	(D)	(D)	(D)	(D)
76	Miscellaneous repair services.....	††	††	††	††	13	1 513	391	87	41
762	Electrical and electronic repair shops.....	††	††	††	††	2	(D)	(D)	(D)	(D)
7622	Radio and TV repair shops.....	††	††	††	††	1	(D)	(D)	(D)	(D)
7623, 9	Other electrical and electronic repair shops.....	††	††	††	††	1	(D)	(D)	(D)	(D)
764	Reupholstery and furniture repair.....	††	††	††	††	3	(D)	(D)	(D)	(D)
763, 9	Other repair shops and related services.....	††	††	††	††	8	(D)	(D)	(D)	(D)
78, 79	Amusement and recreation services, including motion pictures.....	††	††	††	††	30	9 423	2 054	410	253
781, 2	Motion picture production, distribution, and services.....	††	††	††	††	-	-	-	-	-
783	Motion picture theaters.....	††	††	††	††	2	(D)	(D)	(D)	(D)
792	Producers, orchestras, and entertainers.....	††	††	††	††	-	-	-	-	-
793	Bowling alleys and billiards and pool establishments.....	††	††	††	††	2	(D)	(D)	(D)	(D)
79 ex. 792, 3	Commercial sports and other amusement and recreation services.....	††	††	††	††	26	8 439	1 837	367	211
80, ex. 806	Health services, except hospitals.....	††	††	††	††	70	15 276	6 333	1 279	474
801	Offices of physicians.....	††	††	††	††	39	8 590	3 880	709	194
802	Offices of dentists.....	††	††	††	††	14	2 232	720	152	57
803	Offices of osteopathic physicians.....	††	††	††	††	-	-	-	-	-
8041	Offices of chiropractors.....	††	††	††	††	6	(D)	(D)	(D)	(D)
8042	Offices of optometrists.....	††	††	††	††	2	(D)	(D)	(D)	(D)
805	Nursing and personal care facilities.....	††	††	††	††	3	(D)	(D)	(D)	(D)
8049, 807, 8, 9	Other health services.....	††	††	††	††	6	1 000	341	86	34
81	Legal services.....	††	††	††	††	26	4 795	2 136	404	122
823, 4, 9	Selected educational services.....	††	††	††	††	1	(D)	(D)	(D)	(D)
891	Engineering, architectural, and surveying services.....	††	††	††	††	13	(D)	(D)	(D)	(D)
893	Accounting, auditing, and bookkeeping services.....	††	††	††	††	9	1 397	522	120	38
83, 892, 9	Social and other services.....	††	††	††	††	8	1 044	554	117	68
83	Social services.....	††	††	††	††	6	(D)	(D)	(D)	(D)
892, 9	Other services.....	††	††	††	††	2	(D)	(D)	(D)	(D)

Table 6. Summary Statistics for Firms Subject to Federal Income Tax for Counties With 300 Establishments or More: 1982—Con.

[For meaning of abbreviations and symbols, see introductory text. For explanation of terms and comparability of 1977 and 1982 censuses, see appendix A. For information on geographic areas followed by Δ, see appendix F]

SIC code	Geographic area and kind of business or operation	All establishments				Establishments with payroll				
		Number	Receipts (\$1,000)	Unincorporated businesses or operations		Number	Receipts (\$1,000)	Annual payroll (\$1,000)	First quarter payroll (\$1,000)	Paid employees for pay period including March 12 (number)
				Individual proprietorships (number)	Partnerships (number)					
GRAFTON COUNTY										
	Total	††	††	††	††	465	138 370	47 460	12 168	4 124
70	Hotels, motels, and other lodging places	††	††	††	††	94	26 956	7 332	1 646	1 163
7011	Hotels, motor hotels, and motels	††	††	††	††	76	23 310	6 604	1 556	1 120
7011 pt.	Hotels	††	††	††	††	31	13 564	4 189	983	750
7011 pt.	Motels, motor hotels, and tourist courts	††	††	††	††	45	9 746	2 415	573	370
702, 3, 4	Other lodging places	††	††	††	††	18	3 646	728	90	43
72	Personal services	††	††	††	††	54	6 737	2 591	610	271
721	Laundry, cleaning, and garment services	††	††	††	††	12	2 951	1 334	306	136
7215	Coin-operated laundries and dry cleaning	††	††	††	††	3	220	24	4	6
721 ex. 7215	Other laundry, cleaning, and garment services	††	††	††	††	9	2 731	1 310	302	130
7211	Power laundries, family and commercial*	**	**	**	**	2	(D)	(D)	(D)	(D)
7216	Dry-cleaning plants, except rug cleaning*	**	**	**	**	6	(D)	(D)	(D)	(D)
Other 721	Laundry and cleaning services, n.e.c.*	**	**	**	**	1	(D)	(D)	(D)	(D)
722	Photographic studios, portrait	††	††	††	††	-	-	-	-	-
723, 4	Beauty and barber shops	††	††	††	††	25	1 613	706	161	76
723	Beauty shops	††	††	††	††	22	1 534	683	155	72
724	Barber shops	††	††	††	††	3	79	23	6	4
725	Shoe repair, shoe shine, and hat-cleaning shops	††	††	††	††	1	(D)	(D)	(D)	(D)
726	Funeral service and crematories	††	††	††	††	9	1 336	316	97	20
729	Miscellaneous personal services	††	††	††	††	7	(D)	(D)	(D)	(D)
73	Business services	††	††	††	††	65	31 082	10 372	2 799	593
731	Advertising	††	††	††	††	5	1 423	468	116	27
734	Services to dwellings and other buildings	††	††	††	††	4	171	74	18	9
737	Computer and data processing services	††	††	††	††	15	22 379	6 847	1 966	330
7392	Management, consulting, and public relations services	††	††	††	††	12	2 731	1 385	298	92
7394	Equipment rental and leasing services	††	††	††	††	6	780	177	45	11
Other 73	Other business services	††	††	††	††	23	3 598	1 421	356	124
75	Automotive repair, services, and garages	††	††	††	††	29	4 492	849	197	88
751	Automotive rental and leasing, without drivers	††	††	††	††	3	(D)	(D)	(D)	(D)
752	Automobile parking	††	††	††	††	-	-	-	-	-
753	Automotive repair shops	††	††	††	††	25	(D)	(D)	(D)	(D)
7538	General automotive repair shops	††	††	††	††	15	1 529	319	76	35
7531	Top and body repair shops	††	††	††	††	8	997	309	67	32
7534, 5, 9	Other automotive repair shops	††	††	††	††	2	(D)	(D)	(D)	(D)
754	Automotive services, except repair	††	††	††	††	1	(D)	(D)	(D)	(D)
76	Miscellaneous repair services	††	††	††	††	11	850	187	38	21
762	Electrical and electronic repair shops	††	††	††	††	5	450	67	17	8
7622	Radio and TV repair shops	††	††	††	††	2	(D)	(D)	(D)	(D)
7623, 9	Other electrical and electronic repair shops	††	††	††	††	3	(D)	(D)	(D)	(D)
764	Reupholstery and furniture repair	††	††	††	††	-	-	-	-	-
763, 9	Other repair shops and related services	††	††	††	††	6	400	120	21	13
78, 79	Amusement and recreation services, including motion pictures	††	††	††	††	43	16 664	4 598	1 322	806
781, 2	Motion picture production, distribution, and services	††	††	††	††	1	(D)	(D)	(D)	(D)
783	Motion picture theaters	††	††	††	††	8	1 221	184	50	48
792	Producers, orchestras, and entertainers	††	††	††	††	-	-	-	-	-
793	Bowling alleys and billiards and pool establishments	††	††	††	††	4	(D)	(D)	(D)	(D)
79 ex. 792, 3	Commercial sports and other amusement and recreation services	††	††	††	††	30	14 857	4 242	1 239	738
80, ex. 806	Health services, except hospitals	††	††	††	††	91	35 175	14 893	3 903	776
801	Offices of physicians	††	††	††	††	46	28 480	12 339	3 328	505
802	Offices of dentists	††	††	††	††	29	3 449	965	227	100
803	Offices of osteopathic physicians	††	††	††	††	-	-	-	-	-
8041	Offices of chiropractors	††	††	††	††	5	(D)	(D)	(D)	(D)
8042	Offices of optometrists	††	††	††	††	4	472	92	20	9
805	Nursing and personal care facilities	††	††	††	††	2	(D)	(D)	(D)	(D)
8049, 807, 8, 9	Other health services	††	††	††	††	5	(D)	(D)	(D)	(D)
81	Legal services	††	††	††	††	31	4 713	1 744	471	113
823, 4, 9	Selected educational services	††	††	††	††	2	(D)	(D)	(D)	(D)
891	Engineering, architectural, and surveying services	††	††	††	††	26	7 816	3 440	831	182
893	Accounting, auditing, and bookkeeping services	††	††	††	††	13	3 282	1 286	326	95
83, 892, 9	Social and other services	††	††	††	††	6	(D)	(D)	(D)	(D)
83	Social services	**	**	**	**	4	178	39	7	8
892, 9	Other services	**	**	**	**	2	(D)	(D)	(D)	(D)

Table 6. Summary Statistics for Firms Subject to Federal Income Tax for Counties With 300 Establishments or More: 1982—Con.

[For meaning of abbreviations and symbols, see introductory text. For explanation of terms and comparability of 1977 and 1982 censuses, see appendix A. For information on geographic areas followed by Δ, see appendix F]

SIC code	Geographic area and kind of business or operation	All establishments				Establishments with payroll				
		Number	Receipts (\$1,000)	Unincorporated businesses or operations		Number	Receipts (\$1,000)	Annual payroll (\$1,000)	First quarter payroll (\$1,000)	Paid employees for pay period including March 12 (number)
				Individual proprietorships (number)	Partnerships (number)					
HILLSBOROUGH COUNTY										
	Total	††	††	††	††	1 765	457 403	175 442	40 168	13 825
70	Hotels, motels, and other lodging places	††	††	††	††	34	32 954	8 809	2 029	1 255
7011	Hotels, motor hotels, and motels.....	††	††	††	††	25	31 548	8 424	1 957	1 211
7011 pt.	Hotels.....	††	††	††	††	9	22 353	5 832	1 364	912
7011 pt.	Hotels, motor hotels, and tourist courts.....	††	††	††	††	16	9 195	2 592	593	299
702, 3, 4	Other lodging places.....	††	††	††	††	9	1 406	385	72	44
72	Personal services	††	††	††	††	215	33 255	11 936	2 606	1 280
721	Laundry, cleaning, and garment services.....	††	††	††	††	43	18 024	6 619	1 449	643
7215	Coin-operated laundries and dry cleaning.....	††	††	††	††	9	501	124	24	22
721 ex.	Other laundry, cleaning, and garment services.....	††	††	††	††	34	17 523	6 495	1 425	621
7215	Power laundries, family and commercial*.....	**	**	**	**	3	(D)	(D)	(D)	(D)
7211	Dry-cleaning plants, except rug cleaning*.....	**	**	**	**	15	2 369	859	180	127
7216	Laundry and cleaning services, n.e.c.*.....	**	**	**	**	16	(D)	(D)	(D)	(D)
Other 721										
722	Photographic studios, portrait.....	††	††	††	††	8	937	263	65	62
723, 4	Beauty and barber shops.....	††	††	††	††	114	7 158	2 976	648	371
723	Beauty shops.....	††	††	††	††	103	6 549	2 706	589	341
724	Barber shops.....	††	††	††	††	11	609	270	59	30
725	Shoe repair, shoe shine, and hat-cleaning shops.....	††	††	††	††	2	(D)	(D)	(D)	(D)
726	Funeral service and crematories.....	††	††	††	††	18	4 037	1 084	215	60
729	Miscellaneous personal services.....	††	††	††	††	30	(D)	(D)	(D)	(D)
73	Business services	††	††	††	††	349	117 656	47 706	11 231	3 880
731	Advertising.....	††	††	††	††	20	5 240	2 091	578	117
734	Services to dwellings and other buildings.....	††	††	††	††	65	7 881	3 720	819	709
737	Computer and data processing services.....	††	††	††	††	50	37 897	16 349	3 750	746
7392	Management, consulting, and public relations services.....	††	††	††	††	57	15 727	5 746	1 302	239
7394	Equipment rental and leasing services.....	††	††	††	††	27	4 755	1 437	338	114
Other 73	Other business services.....	††	††	††	††	130	46 156	18 363	4 444	1 955
75	Automotive repair, services, and garages	††	††	††	††	169	43 357	9 732	2 210	796
751	Automotive rental and leasing, without drivers.....	††	††	††	††	15	13 309	1 838	452	114
752	Automobile parking.....	††	††	††	††	3	(D)	(D)	(D)	(D)
753	Automotive repair shops.....	††	††	††	††	136	28 067	7 289	1 626	584
7538	General automotive repair shops.....	††	††	††	††	58	10 376	2 366	530	222
7531	Top and body repair shops.....	††	††	††	††	49	9 524	2 730	611	192
7534, 5, 9	Other automotive repair shops.....	††	††	††	††	29	8 167	2 193	485	170
754	Automotive services, except repair.....	††	††	††	††	15	(D)	(D)	(D)	(D)
76	Miscellaneous repair services	††	††	††	††	68	12 368	4 221	876	309
762	Electrical and electronic repair shops.....	††	††	††	††	22	3 419	1 305	253	83
7622	Radio and TV repair shops.....	††	††	††	††	8	1 471	478	99	34
7623, 9	Other electrical and electronic repair shops.....	††	††	††	††	14	1 948	827	154	49
764	Reupholstery and furniture repair.....	††	††	††	††	4	412	157	32	21
763, 9	Other repair shops and related services.....	††	††	††	††	42	8 557	2 759	591	205
78, 79	Amusement and recreation services, including motion pictures	††	††	††	††	89	26 691	7 448	1 737	1 025
781, 2	Motion picture production, distribution, and services.....	††	††	††	††	4	(D)	(D)	(D)	(D)
783	Motion picture theaters.....	††	††	††	††	13	4 733	627	140	110
792	Producers, orchestras, and entertainers.....	††	††	††	††	5	(D)	(D)	(D)	(D)
793	Bowling alleys and billiards and pool establishments.....	††	††	††	††	11	2 499	919	235	116
79 ex. 792, 3	Commercial sports and other amusement and recreation services.....	††	††	††	††	56	17 686	5 468	1 273	743
80, ex. 806	Health services, except hospitals	††	††	††	††	469	101 857	44 317	10 547	2 996
801	Offices of physicians.....	††	††	††	††	232	52 412	24 130	5 937	922
802	Offices of dentists.....	††	††	††	††	152	22 690	7 793	1 715	606
803	Offices of osteopathic physicians.....	††	††	††	††	1	(D)	(D)	(D)	(D)
8041	Offices of chiropractors.....	††	††	††	††	9	(D)	(D)	(D)	(D)
8042	Offices of optometrists.....	††	††	††	††	20	2 864	797	211	74
805	Nursing and personal care facilities.....	††	††	††	††	16	17 398	9 165	2 081	1 183
8049, 807, 8, 9	Other health services.....	††	††	††	††	39	5 245	2 171	560	183
81	Legal services	††	††	††	††	142	46 327	21 553	4 369	975
823, 4, 9	Selected educational services	††	††	††	††	14	811	298	81	56
891	Engineering, architectural, and surveying services	††	††	††	††	85	20 014	9 810	2 105	510
893	Accounting, auditing, and bookkeeping services	††	††	††	††	65	13 666	5 703	1 329	359
83, 892, 9	Social and other services	††	††	††	††	66	8 427	3 909	1 048	384
83	Social services.....	**	**	**	**	48	4 041	1 506	363	266
892, 9	Other services.....	**	**	**	**	18	4 386	2 403	685	118

Table 6. Summary Statistics for Firms Subject to Federal Income Tax for Counties With 300 Establishments or More: 1982—Con.

[For meaning of abbreviations and symbols, see introductory text. For explanation of terms and comparability of 1977 and 1982 censuses, see appendix A. For information on geographic areas followed by Δ, see appendix F]

SIC code	Geographic area and kind of business or operation	All establishments				Establishments with payroll				Paid employees for pay period including March 12 (number)
		Number	Receipts (\$1,000)	Unincorporated businesses or operations		Number	Receipts (\$1,000)	Annual payroll (\$1,000)	First quarter payroll (\$1,000)	
				Individual proprietorships (number)	Partnerships (number)					
MERRIMACK COUNTY										
	Total	††	††	††	††	575	135 753	50 717	12 291	4 015
70	Hotels, motels, and other lodging places	††	††	††	††	25	6 982	2 211	464	299
7011	Hotels, motor hotels, and motels.....	††	††	††	††	19	6 187	2 020	455	294
7011 pt.	Hotels.....	††	††	††	††	4	2 297	717	160	100
7011 pt.	Motels, motor hotels, and tourist courts.....	††	††	††	††	15	3 890	1 303	295	194
702, 3, 4	Other lodging places.....	††	††	††	††	6	795	191	9	5
72	Personal services	††	††	††	††	82	7 294	2 424	544	315
721	Laundry, cleaning, and garment services.....	††	††	††	††	20	2 757	871	195	120
7215	Coin-operated laundries and dry cleaning.....	††	††	††	††	8	408	69	17	13
721 ex.	Other laundry, cleaning, and garment services.....	††	††	††	††	12	2 349	802	178	107
7215	Power laundries, family and commercial*.....	**	**	**	**	1	(D)	(D)	(D)	(D)
7216	Dry-cleaning plants, except rug cleaning*.....	**	**	**	**	8	1 602	540	114	75
Other 721	Laundry and cleaning services, n.e.c.*.....	**	**	**	**	3	(D)	(D)	(D)	(D)
722	Photographic studios, portrait.....	††	††	††	††	1	(D)	(D)	(D)	(D)
723, 4	Beauty and barber shops	††	††	††	††	42	1 921	813	165	104
723	Beauty shops.....	††	††	††	††	38	1 838	776	157	99
724	Barber shops.....	††	††	††	††	4	83	37	8	5
725	Shoe repair, shoe shine, and hat-cleaning shops.....	††	††	††	††	1	(D)	(D)	(D)	(D)
726	Funeral service and crematories.....	††	††	††	††	7	1 083	226	52	20
729	Miscellaneous personal services.....	††	††	††	††	11	(D)	(D)	(D)	(D)
73	Business services	††	††	††	††	85	18 293	7 842	1 959	514
731	Advertising.....	††	††	††	††	6	1 064	497	96	43
734	Services to dwellings and other buildings.....	††	††	††	††	13	1 040	458	101	59
737	Computer and data processing services.....	††	††	††	††	4	(D)	(D)	(D)	(D)
7392	Management, consulting, and public relations services.....	††	††	††	††	20	4 054	1 281	332	53
7394	Equipment rental and leasing services.....	††	††	††	††	8	3 734	1 086	265	35
Other 73	Other business services.....	††	††	††	††	34	(D)	(D)	(D)	(D)
75	Automotive repair, services, and garages	††	††	††	††	48	16 802	3 535	790	263
751	Automotive rental and leasing, without drivers.....	††	††	††	††	7	8 097	1 459	293	96
752	Automobile parking.....	††	††	††	††	-	-	-	-	-
753	Automotive repair shops.....	††	††	††	††	38	8 039	1 855	448	145
7538	General automotive repair shops.....	††	††	††	††	16	1 392	206	50	26
7531	Top and body repair shops.....	††	††	††	††	14	2 123	656	151	55
7534, 5, 9	Other automotive repair shops.....	††	††	††	††	8	4 524	993	247	64
754	Automotive services, except repair.....	††	††	††	††	3	666	221	49	22
76	Miscellaneous repair services	††	††	††	††	26	7 612	2 444	567	145
762	Electrical and electronic repair shops.....	††	††	††	††	7	3 266	1 190	303	66
7622	Radio and TV repair shops.....	††	††	††	††	1	(D)	(D)	(D)	(D)
7623, 9	Other electrical and electronic repair shops.....	††	††	††	††	6	(D)	(D)	(D)	(D)
764	Reupholstery and furniture repair.....	††	††	††	††	6	329	75	15	7
763, 9	Other repair shops and related services.....	††	††	††	††	13	4 017	1 179	249	72
78, 79	Amusement and recreation services, including motion pictures	††	††	††	††	38	9 898	2 363	815	680
781, 2	Motion picture production, distribution, and services.....	††	††	††	††	1	(D)	(D)	(D)	(D)
783	Motion picture theaters.....	††	††	††	††	6	(D)	(D)	(D)	(D)
792	Producers, orchestras, and entertainers.....	††	††	††	††	1	(D)	(D)	(D)	(D)
793	Bowling alleys and billiards and pool establishments.....	††	††	††	††	1	(D)	(D)	(D)	(D)
79 ex. 792, 3	Commercial sports and other amusement and recreation services.....	††	††	††	††	29	8 643	2 015	736	609
80, ex. 806	Health services, except hospitals	††	††	††	††	160	40 816	18 421	4 511	1 153
801	Offices of physicians.....	††	††	††	††	69	19 704	10 486	2 597	392
802	Offices of dentists.....	††	††	††	††	52	8 560	2 680	647	213
803	Offices of osteopathic physicians.....	††	††	††	††	-	-	-	-	-
8041	Offices of chiropractors.....	††	††	††	††	8	(D)	(D)	(D)	(D)
8042	Offices of optometrists.....	††	††	††	††	7	(D)	(D)	(D)	(D)
805	Nursing and personal care facilities.....	††	††	††	††	7	7 645	3 622	893	426
8049, 807, 8, 9	Other health services.....	††	††	††	††	17	3 453	1 339	308	89
81	Legal services	††	††	††	††	43	15 087	6 345	1 438	273
823, 4, 9	Selected educational services	††	††	††	††	4	392	80	19	9
891	Engineering, architectural, and surveying services	††	††	††	††	26	6 954	2 739	639	173
893	Accounting, auditing, and bookkeeping services	††	††	††	††	19	3 648	1 747	417	93
83, 892, 9	Social and other services	††	††	††	††	19	1 975	566	128	98
83	Social services.....	**	**	**	**	11	805	275	62	58
892, 9	Other services.....	**	**	**	**	8	1 170	291	66	40

Table 6. Summary Statistics for Firms Subject to Federal Income Tax for Counties With 300 Establishments or More: 1982—Con.

[For meaning of abbreviations and symbols, see introductory text. For explanation of terms and comparability of 1977 and 1982 censuses, see appendix A. For information on geographic areas followed by Δ, see appendix F]

SIC code	Geographic area and kind of business or operation	All establishments				Establishments with payroll				
		Number	Receipts (\$1,000)	Unincorporated businesses or operations		Number	Receipts (\$1,000)	Annual payroll (\$1,000)	First quarter payroll (\$1,000)	Paid employees for pay period including March 12 (number)
				Individual proprietorships (number)	Partnerships (number)					
ROCKINGHAM COUNTY										
	Total.....	††	††	††	††	1 181	229 581	83 834	18 464	6 820
70	Hotels, motels, and other lodging places.....	††	††	††	††	94	22 247	6 566	1 182	910
7011	Hotels, motor hotels, and motels.....	††	††	††	††	82	21 096	6 308	1 139	896
7011 pt.	Hotels.....	††	††	††	††	18	9 459	3 769	731	534
7011 pt.	Motels, motor hotels, and tourist courts.....	††	††	††	††	64	11 637	2 539	408	362
702, 3, 4	Other lodging places.....	††	††	††	††	12	1 151	258	43	14
72	Personal services.....	††	††	††	††	152	16 061	5 715	1 154	700
721	Laundry, cleaning, and garment services.....	††	††	††	††	28	6 404	2 027	417	237
7215	Coin-operated laundries and dry cleaning.....	††	††	††	††	8	517	96	20	19
721 ex.	Other laundry, cleaning, and garment services.....	††	††	††	††	20	5 887	1 931	397	218
7215	Power laundries, family and commercial*.....	**	**	**	**	-	-	-	-	-
7211	Dry-cleaning plants, except rug cleaning*.....	**	**	**	**	13	2 726	944	195	134
7216	Laundry and cleaning services, n.e.c.*.....	**	**	**	**	7	3 161	987	202	84
Other 721										
722	Photographic studios, portrait.....	††	††	††	††	4	390	126	31	21
723, 4	Beauty and barber shops.....	††	††	††	††	82	5 320	2 244	468	290
723	Beauty shops.....	††	††	††	††	75	4 791	1 963	411	260
724	Barber shops.....	††	††	††	††	7	529	281	57	30
725	Shoe repair, shoe shine, and hat-cleaning shops.....	††	††	††	††	2	(D)	(D)	(D)	(D)
726	Funeral service and crematories.....	††	††	††	††	10	2 338	832	132	49
729	Miscellaneous personal services.....	††	††	††	††	26	(D)	(D)	(D)	(D)
73	Business services.....	††	††	††	††	187	41 095	16 465	3 864	1 203
731	Advertising.....	††	††	††	††	14	2 272	889	168	58
734	Services to dwellings and other buildings.....	††	††	††	††	27	3 313	1 651	368	265
737	Computer and data processing services.....	††	††	††	††	25	11 896	5 052	1 196	290
7392	Management, consulting, and public relations services.....	††	††	††	††	37	11 178	3 804	883	192
7394	Equipment rental and leasing services.....	††	††	††	††	13	1 825	600	119	37
Other 73	Other business services.....	††	††	††	††	71	10 611	4 469	1 130	361
75	Automotive repair, services, and garages.....	††	††	††	††	118	25 742	5 403	1 245	433
751	Automotive rental and leasing, without drivers.....	††	††	††	††	9	7 453	582	169	47
752	Automobile parking.....	††	††	††	††	-	-	-	-	-
753	Automotive repair shops.....	††	††	††	††	105	17 704	4 665	1 047	366
7538	General automotive repair shops.....	††	††	††	††	56	7 401	1 735	413	149
7531	Top and body repair shops.....	††	††	††	††	35	7 372	2 271	498	166
7534, 5, 9	Other automotive repair shops.....	††	††	††	††	14	2 931	659	136	51
754	Automotive services, except repair.....	††	††	††	††	4	585	156	29	20
76	Miscellaneous repair services.....	††	††	††	††	41	5 490	1 630	344	112
762	Electrical and electronic repair shops.....	††	††	††	††	14	2 299	632	133	34
7622	Radio and TV repair shops.....	††	††	††	††	3	281	96	22	8
7623, 9	Other electrical and electronic repair shops.....	††	††	††	††	11	2 018	536	111	26
764	Reupholstery and furniture repair.....	††	††	††	††	7	759	354	77	30
763, 9	Other repair shops and related services.....	††	††	††	††	20	2 432	644	134	48
78, 79	Amusement and recreation services, including motion pictures.....	††	††	††	††	72	26 098	6 600	1 093	672
781, 2	Motion picture production, distribution, and services.....	††	††	††	††	1	(D)	(D)	(D)	(D)
783	Motion picture theaters.....	††	††	††	††	6	2 343	214	39	48
792	Producers, orchestras, and entertainers.....	††	††	††	††	3	(D)	(D)	(D)	(D)
793	Bowling alleys and billiards and pool establishments.....	††	††	††	††	6	3 010	705	177	103
79 ex. 792, 3	Commercial sports and other amusement and recreation services.....	††	††	††	††	56	20 367	5 545	857	513
80, ex. 806	Health services, except hospitals.....	††	††	††	††	272	51 500	22 358	5 130	1 556
801	Offices of physicians.....	††	††	††	††	129	22 869	11 592	2 700	499
802	Offices of dentists.....	††	††	††	††	89	12 728	4 624	1 002	366
803	Offices of osteopathic physicians.....	††	††	††	††	-	-	-	-	-
8041	Offices of chiropractors.....	††	††	††	††	13	1 319	317	70	39
8042	Offices of optometrists.....	††	††	††	††	8	706	100	23	14
805	Nursing and personal care facilities.....	††	††	††	††	8	10 113	4 754	1 110	572
8049, 807, 8, 9	Other health services.....	††	††	††	††	25	3 765	971	225	66
81	Legal services.....	††	††	††	††	78	13 375	5 497	1 276	351
823, 4, 9	Selected educational services.....	††	††	††	††	17	1 175	220	46	32
891	Engineering, architectural, and surveying services.....	††	††	††	††	44	17 392	9 546	2 250	490
893	Accounting, auditing, and bookkeeping services.....	††	††	††	††	53	7 241	3 037	727	231
83, 892, 9	Social and other services.....	††	††	††	††	53	2 165	797	153	130
83	Social services.....	**	**	**	**	48	1 872	666	143	125
892, 9	Other services.....	**	**	**	**	5	293	131	10	5

Table 6. Summary Statistics for Firms Subject to Federal Income Tax for Counties With 300 Establishments or More: 1982—Con.

[For meaning of abbreviations and symbols, see introductory text. For explanation of terms and comparability of 1977 and 1982 censuses, see appendix A. For information on geographic areas followed by Δ, see appendix F]

SIC code	Geographic area and kind of business or operation	All establishments				Establishments with payroll				
		Number	Receipts (\$1,000)	Unincorporated businesses or operations		Number	Receipts (\$1,000)	Annual payroll (\$1,000)	First quarter payroll (\$1,000)	Paid employees for pay period including March 12 (number)
				Individual proprietorships (number)	Partnerships (number)					
	STRAFFORD COUNTY									
	Total.....	††	††	††	††	376	68 122	27 596	6 632	2 438
70	Hotels, motels, and other lodging places.....	††	††	††	††	17	2 335	498	108	68
7011	Hotels, motor hotels, and motels.....	††	††	††	††	5	1 598	397	94	55
7011 pt.	Hotels.....	††	††	††	††	-	(D)	(D)	(D)	(D)
7011 pt.	Motels, motor hotels, and tourist courts.....	††	††	††	††	5	(D)	(D)	(D)	(D)
702, 3, 4	Other lodging places.....	††	††	††	††	12	737	101	14	13
72	Personal services.....	††	††	††	††	55	7 813	2 662	684	357
721	Laundry, cleaning, and garment services.....	††	††	††	††	14	4 574	1 510	374	166
7215	Coin-operated laundries and dry cleaning.....	††	††	††	††	4	444	123	28	20
721 ex.	Other laundry, cleaning, and garment services.....	††	††	††	††	10	4 130	1 387	346	146
7215										
7211	Power laundries, family and commercial*.....	**	**	**	**	-	-	-	-	-
7216	Dry-cleaning plants, except rug cleaning*.....	**	**	**	**	7	(D)	(D)	(D)	(D)
Other 721	Laundry and cleaning services, n.e.c.*.....	**	**	**	**	3	(D)	(D)	(D)	(D)
722	Photographic studios, portrait.....	††	††	††	††	-	-	-	-	-
723, 4	Beauty and barber shops.....	††	††	††	††	29	1 996	813	196	115
723	Beauty shops.....	††	††	††	††	27	(D)	(D)	(D)	(D)
724	Barber shops.....	††	††	††	††	2	(D)	(D)	(D)	(D)
725	Shoe repair, shoe shine, and hat-cleaning shops.....	††	††	††	††	1	(D)	(D)	(D)	(D)
726	Funeral service and crematories.....	††	††	††	††	6	804	195	48	17
729	Miscellaneous personal services.....	††	††	††	††	5	(D)	(D)	(D)	(D)
73	Business services.....	††	††	††	††	46	10 363	6 061	1 467	613
731	Advertising.....	††	††	††	††	1	(D)	(D)	(D)	(D)
734	Services to dwellings and other buildings.....	††	††	††	††	15	2 143	1 183	257	177
737	Computer and data processing services.....	††	††	††	††	4	1 396	592	131	30
7392	Management, consulting, and public relations services.....	††	††	††	††	11	(D)	(D)	(D)	(D)
7394	Equipment rental and leasing services.....	††	††	††	††	1	(D)	(D)	(D)	(D)
Other 73	Other business services.....	††	††	††	††	14	5 482	3 833	1 001	383
75	Automotive repair, services, and garages.....	††	††	††	††	35	6 832	1 095	240	113
751	Automotive rental and leasing, without drivers.....	††	††	††	††	4	(D)	(D)	(D)	(D)
752	Automobile parking.....	††	††	††	††	-	-	-	-	-
753	Automotive repair shops.....	††	††	††	††	28	4 255	914	198	83
7538	General automotive repair shops.....	††	††	††	††	17	2 838	590	127	53
7531	Top and body repair shops.....	††	††	††	††	6	768	182	40	18
7534, 5, 9	Other automotive repair shops.....	††	††	††	††	5	650	142	31	12
754	Automotive services, except repair.....	††	††	††	††	3	(D)	(D)	(D)	(D)
76	Miscellaneous repair services.....	††	††	††	††	13	1 715	489	105	33
762	Electrical and electronic repair shops.....	††	††	††	††	4	475	79	15	8
7622	Radio and TV repair shops.....	††	††	††	††	2	(D)	(D)	(D)	(D)
7623, 9	Other electrical and electronic repair shops.....	††	††	††	††	2	(D)	(D)	(D)	(D)
764	Reupholstery and furniture repair.....	††	††	††	††	3	126	47	10	3
763, 9	Other repair shops and related services.....	††	††	††	††	6	1 114	363	80	22
78, 79	Amusement and recreation services, including motion pictures.....	††	††	††	††	20	2 560	663	154	117
781, 2	Motion picture production, distribution, and services.....	††	††	††	††	1	(D)	(D)	(D)	(D)
783	Motion picture theaters.....	††	††	††	††	4	(D)	(D)	(D)	(D)
792	Producers, orchestras, and entertainers.....	††	††	††	††	1	(D)	(D)	(D)	(D)
793	Bowling alleys and billiards and pool establishments.....	††	††	††	††	2	(D)	(D)	(D)	(D)
79 ex. 792, 3	Commercial sports and other amusement and recreation services.....	††	††	††	††	12	1 335	389	84	68
80, ex. 806	Health services, except hospitals.....	††	††	††	††	125	26 679	12 052	2 920	811
801	Offices of physicians.....	††	††	††	††	64	14 286	7 105	1 830	312
802	Offices of dentists.....	††	††	††	††	35	5 090	1 648	347	153
803	Offices of osteopathic physicians.....	††	††	††	††	-	-	-	-	-
8041	Offices of chiropractors.....	††	††	††	††	4	571	159	48	9
8042	Offices of optometrists.....	††	††	††	††	5	541	67	16	10
805	Nursing and personal care facilities.....	††	††	††	††	4	3 434	2 248	475	255
8049, 807, 8, 9	Other health services.....	††	††	††	††	13	2 757	825	204	72
81	Legal services.....	††	††	††	††	30	6 227	2 208	502	157
823, 4, 9	Selected educational services.....	††	††	††	††	1	(D)	(D)	(D)	(D)
891	Engineering, architectural, and surveying services.....	††	††	††	††	9	(D)	(D)	(D)	(D)
893	Accounting, auditing, and bookkeeping services.....	††	††	††	††	11	789	278	71	29
83, 892, 9	Social and other services.....	††	††	††	††	14	730	200	43	36
83	Social services.....	**	**	**	**	13	(D)	(D)	(D)	(D)
892, 9	Other services.....	**	**	**	**	1	(D)	(D)	(D)	(D)

Table 7. Summary Statistics for Firms Subject to Federal Income Tax for Places With 300 Establishments or More: 1982

[For meaning of abbreviations and symbols, see introductory text. For explanation of terms and comparability of 1977 and 1982 censuses, see appendix A. For information on geographic areas followed by Δ, see appendix F]

SIC code	Geographic area and kind of business or operation	All establishments				Establishments with payroll				
		Number	Receipts (\$1,000)	Unincorporated businesses or operations		Number	Receipts (\$1,000)	Annual payroll (\$1,000)	First quarter payroll (\$1,000)	Paid employees for pay period including March 12 (number)
				Individual proprietorships (number)	Partnerships (number)					
CONCORD										
	Total.....	††	††	††	††	323	89 205	35 442	8 303	2 458
70	Hotels, motels, and other lodging places.....	††	††	††	††	7	5 347	1 732	393	246
7011	Hotels, motor hotels, and motels.....	††	††	††	††	7	5 347	1 732	393	246
7011 pt.	Hotels.....	††	††	††	††	2	(D)	(D)	(D)	(D)
7011 pt.	Motels, motor hotels, and tourist courts.....	††	††	††	††	5	(D)	(D)	(D)	(D)
702, 3, 4	Other lodging places.....	††	††	††	††	-	-	-	-	-
72	Personal services.....	††	††	††	††	50	5 514	1 991	461	261
721	Laundry, cleaning, and garment services.....	††	††	††	††	11	2 101	690	153	98
7215	Coin-operated laundries and dry cleaning.....	††	††	††	††	3	(D)	(D)	(D)	(D)
721 ex. 7215	Other laundry, cleaning, and garment services.....	††	††	††	††	8	(D)	(D)	(D)	(D)
7211	Power laundries, family and commercial*.....	**	**	**	**	-	-	-	-	-
7216	Dry-cleaning plants, except rug cleaning*.....	**	**	**	**	5	1 278	419	86	66
Other 721	Laundry and cleaning services, n.e.c.*.....	**	**	**	**	3	(D)	(D)	(D)	(D)
722	Photographic studios, portrait.....	††	††	††	††	1	(D)	(D)	(D)	(D)
723, 4	Beauty and barber shops.....	††	††	††	††	25	(D)	(D)	(D)	(D)
723	Beauty shops.....	††	††	††	††	23	(D)	(D)	(D)	(D)
724	Barber shops.....	††	††	††	††	2	(D)	(D)	(D)	(D)
725	Shoe repair, shoe shine, and hat-cleaning shops.....	††	††	††	††	1	(D)	(D)	(D)	(D)
726	Funeral service and crematories.....	††	††	††	††	3	(D)	(D)	(D)	(D)
729	Miscellaneous personal services.....	††	††	††	††	9	(D)	(D)	(D)	(D)
73	Business services.....	††	††	††	††	44	8 480	3 489	808	320
731	Advertising.....	††	††	††	††	5	(D)	(D)	(D)	(D)
734	Services to dwellings and other buildings.....	††	††	††	††	6	487	204	50	22
737	Computer and data processing services.....	††	††	††	††	1	(D)	(D)	(D)	(D)
7392	Management, consulting, and public relations services.....	††	††	††	††	6	378	150	40	11
7394	Equipment rental and leasing services.....	††	††	††	††	5	(D)	(D)	(D)	(D)
Other 73	Other business services.....	††	††	††	††	21	(D)	(D)	(D)	(D)
75	Automotive repair, services, and garages.....	††	††	††	††	17	5 442	1 268	286	97
751	Automotive rental and leasing, without drivers.....	††	††	††	††	4	(D)	(D)	(D)	(D)
752	Automobile parking.....	††	††	††	††	-	-	-	-	-
753	Automotive repair shops.....	††	††	††	††	10	3 303	880	211	63
7538	General automotive repair shops.....	††	††	††	††	3	411	39	11	7
7531	Top and body repair shops.....	††	††	††	††	2	(D)	(D)	(D)	(D)
7534, 5, 9	Other automotive repair shops.....	††	††	††	††	5	(D)	(D)	(D)	(D)
754	Automotive services, except repair.....	††	††	††	††	3	(D)	(D)	(D)	(D)
76	Miscellaneous repair services.....	††	††	††	††	15	6 020	1 990	464	106
762	Electrical and electronic repair shops.....	††	††	††	††	5	(D)	(D)	(D)	(D)
7622	Radio and TV repair shops.....	††	††	††	††	-	-	-	-	-
7623, 9	Other electrical and electronic repair shops.....	††	††	††	††	5	(D)	(D)	(D)	(D)
764	Reupholstery and furniture repair.....	††	††	††	††	1	(D)	(D)	(D)	(D)
763, 9	Other repair shops and related services.....	††	††	††	††	9	3 280	936	193	48
78, 79	Amusement and recreation services, including motion pictures.....	††	††	††	††	19	3 902	745	165	127
781, 2	Motion picture production, distribution, and services.....	††	††	††	††	1	(D)	(D)	(D)	(D)
783	Motion picture theaters.....	††	††	††	††	3	(D)	(D)	(D)	(D)
792	Producers, orchestras, and entertainers.....	††	††	††	††	-	-	-	-	-
793	Bowling alleys and billiards and pool establishments.....	††	††	††	††	1	(D)	(D)	(D)	(D)
79 ex. 792, 3	Commercial sports and other amusement and recreation services.....	††	††	††	††	14	3 052	474	102	74
80, ex. 806	Health services, except hospitals.....	††	††	††	††	101	31 183	14 506	3 489	781
801	Offices of physicians.....	††	††	††	††	42	16 213	9 050	2 191	316
802	Offices of dentists.....	††	††	††	††	35	6 070	1 734	410	135
803	Offices of osteopathic physicians.....	††	††	††	††	-	-	-	-	-
8041	Offices of chiropractors.....	††	††	††	††	5	(D)	(D)	(D)	(D)
8042	Offices of optometrists.....	††	††	††	††	5	(D)	(D)	(D)	(D)
805	Nursing and personal care facilities.....	††	††	††	††	2	(D)	(D)	(D)	(D)
8049, 807, 8, 9	Other health services.....	††	††	††	††	12	3 315	1 293	298	80
81	Legal services.....	††	††	††	††	33	12 876	5 292	1 184	237
823, 4, 9	Selected educational services.....	††	††	††	††	2	(D)	(D)	(D)	(D)
891	Engineering, architectural, and surveying services.....	††	††	††	††	16	5 999	2 370	571	140
893	Accounting, auditing, and bookkeeping services.....	††	††	††	††	13	3 230	1 653	392	77
83, 892, 9	Social and other services.....	††	††	††	††	6	(D)	(D)	(D)	(D)
83	Social services.....	**	**	**	**	3	(D)	(D)	(D)	(D)
892, 9	Other services.....	**	**	**	**	3	904	245	55	34

Table 7. Summary Statistics for Firms Subject to Federal Income Tax for Places With 300 Establishments or More: 1982—Con.

[For meaning of abbreviations and symbols, see introductory text. For explanation of terms and comparability of 1977 and 1982 censuses, see appendix A. For information on geographic areas followed by Δ, see appendix F]

SIC code	Geographic area and kind of business or operation	All establishments				Establishments with payroll				
		Number	Receipts (\$1,000)	Unincorporated businesses or operations		Number	Receipts (\$1,000)	Annual payroll (\$1,000)	First quarter payroll (\$1,000)	Paid employees for pay period including March 12 (number)
				Individual proprietorships (number)	Partnerships (number)					
	MANCHESTER									
	Total.....	††	††	††	††	709	197 916	76 129	17 396	5 563
70	Hotels, motels, and other lodging places.....	††	††	††	††	8	(D)	(D)	(D)	(D)
7011	Hotels, motor hotels, and motels.....	††	††	††	††	7	(D)	(D)	(D)	(D)
7011 pt.	Hotels.....	††	††	††	††	4	3 666	973	196	167
7011 pt.	Hotels, motor hotels, and tourist courts.....	††	††	††	††	3	(D)	(D)	(D)	(D)
702, 3, 4	Other lodging places.....	††	††	††	††	1	(D)	(D)	(D)	(D)
72	Personal services.....	††	††	††	††	91	17 830	6 820	1 467	670
721	Laundry, cleaning, and garment services.....	††	††	††	††	22	10 645	4 388	932	403
7215	Coin-operated laundries and dry cleaning.....	††	††	††	††	5	(D)	(D)	(D)	(D)
721 ex. 7215	Other laundry, cleaning, and garment services.....	††	††	††	††	17	(D)	(D)	(D)	(D)
7211	Power laundries, family and commercial*.....	**	**	**	**	2	(D)	(D)	(D)	(D)
7216	Dry-cleaning plants, except rug cleaning*.....	**	**	**	**	7	(D)	(D)	(D)	(D)
Other 721	Laundry and cleaning services, n.e.c.*.....	**	**	**	**	8	5 430	1 871	412	151
722	Photographic studios, portrait.....	††	††	††	††	5	487	143	27	19
723, 4	Beauty and barber shops.....	††	††	††	††	44	2 966	1 222	270	157
723	Beauty shops.....	††	††	††	††	39	(D)	(D)	(D)	(D)
724	Barber shops.....	††	††	††	††	5	(D)	(D)	(D)	(D)
725	Shoe repair, shoe shine, and hat-cleaning shops.....	††	††	††	††	1	(D)	(D)	(D)	(D)
726	Funeral service and crematories.....	††	††	††	††	9	(D)	(D)	(D)	(D)
729	Miscellaneous personal services.....	††	††	††	††	10	1 156	339	86	45
73	Business services.....	††	††	††	††	101	43 844	16 950	4 234	1 580
731	Advertising.....	††	††	††	††	9	2 077	1 065	319	57
734	Services to dwellings and other buildings.....	††	††	††	††	28	3 249	1 693	383	348
737	Computer and data processing services.....	††	††	††	††	12	13 270	4 441	1 050	234
7392	Management, consulting, and public relations services.....	††	††	††	††	11	5 916	1 739	466	61
7394	Equipment rental and leasing services.....	††	††	††	††	7	1 477	413	108	38
Other 73	Other business services.....	††	††	††	††	34	17 855	7 599	1 908	842
75	Automotive repair, services, and garages.....	††	††	††	††	69	23 980	5 746	1 358	448
751	Automotive rental and leasing, without drivers.....	††	††	††	††	8	(D)	(D)	(D)	(D)
752	Automobile parking.....	††	††	††	††	2	(D)	(D)	(D)	(D)
753	Automotive repair shops.....	††	††	††	††	52	14 029	3 857	902	307
7538	General automotive repair shops.....	††	††	††	††	19	(D)	(D)	(D)	(D)
7531	Top and body repair shops.....	††	††	††	††	19	5 368	1 727	397	124
7534, 5, 9	Other automotive repair shops.....	††	††	††	††	14	(D)	(D)	(D)	(D)
754	Automotive services, except repair.....	††	††	††	††	7	(D)	(D)	(D)	(D)
76	Miscellaneous repair services.....	††	††	††	††	28	4 157	1 276	276	103
762	Electrical and electronic repair shops.....	††	††	††	††	11	(D)	(D)	(D)	(D)
7622	Radio and TV repair shops.....	††	††	††	††	6	(D)	(D)	(D)	(D)
7623, 9	Other electrical and electronic repair shops.....	††	††	††	††	5	(D)	(D)	(D)	(D)
764	Reupholstery and furniture repair.....	††	††	††	††	2	(D)	(D)	(D)	(D)
763, 9	Other repair shops and related services.....	††	††	††	††	15	2 904	889	183	58
78, 79	Amusement and recreation services, including motion pictures.....	††	††	††	††	25	6 708	1 988	454	227
781, 2	Motion picture production, distribution, and services.....	††	††	††	††	-	(D)	(D)	(D)	(D)
783	Motion picture theaters.....	††	††	††	††	2	(D)	(D)	(D)	(D)
792	Producers, orchestras, and entertainers.....	††	††	††	††	4	(D)	(D)	(D)	(D)
793	Bowling alleys and billiards and pool establishments.....	††	††	††	††	3	(D)	(D)	(D)	(D)
79 ex. 792, 3	Commercial sports and other amusement and recreation services.....	††	††	††	††	16	4 529	1 393	315	151
80, ex. 806	Health services, except hospitals.....	††	††	††	††	217	44 275	18 345	4 464	1 159
801	Offices of physicians.....	††	††	††	††	124	27 434	12 158	3 053	454
802	Offices of dentists.....	††	††	††	††	61	7 465	2 339	515	202
803	Offices of osteopathic physicians.....	††	††	††	††	1	(D)	(D)	(D)	(D)
8041	Offices of chiropractors.....	††	††	††	††	1	(D)	(D)	(D)	(D)
8042	Offices of optometrists.....	††	††	††	††	7	1 103	356	103	30
805	Nursing and personal care facilities.....	††	††	††	††	6	5 711	2 781	549	372
8049, 807, 8, 9	Other health services.....	††	††	††	††	17	(D)	(D)	(D)	(D)
81	Legal services.....	††	††	††	††	80	33 184	15 916	3 164	665
823, 4, 9	Selected educational services.....	††	††	††	††	5	(D)	(D)	(D)	(D)
891	Engineering, architectural, and surveying services.....	††	††	††	††	27	7 181	3 184	626	142
893	Accounting, auditing, and bookkeeping services.....	††	††	††	††	36	9 815	3 929	905	240
83, 892, 9	Social and other services.....	††	††	††	††	22	(D)	(D)	(D)	(D)
83	Social services.....	**	**	**	**	21	(D)	(D)	(D)	(D)
892, 9	Other services.....	**	**	**	**	1	(D)	(D)	(D)	(D)

Table 7. Summary Statistics for Firms Subject to Federal Income Tax for Places With 300 Establishments or More: 1982—Con.

[For meaning of abbreviations and symbols, see introductory text. For explanation of terms and comparability of 1977 and 1982 censuses, see appendix A. For information on geographic areas followed by Δ, see appendix F]

SIC code	Geographic area and kind of business or operation	All establishments				Establishments with payroll				
		Number	Receipts (\$1,000)	Unincorporated businesses or operations		Number	Receipts (\$1,000)	Annual payroll (\$1,000)	First quarter payroll (\$1,000)	Paid employees for pay period including March 12 (number)
				Individual proprietorships (number)	Partnerships (number)					
	NASHUA									
	Total.....	††	††	††	††	457	120 237	49 252	11 216	4 109
70	Hotels, motels, and other lodging places.....	††	††	††	††	12	(D)	(D)	(D)	(D)
7011	Hotels, motor hotels, and motels.....	††	††	††	††	10	16 827	4 633	1 096	691
7011 pt.	Hotels.....	††	††	††	††	2	(D)	(D)	(D)	(D)
7011 pt.	Motels, motor hotels, and tourist courts.....	††	††	††	††	8	(D)	(D)	(D)	(D)
702, 3, 4	Other lodging places.....	††	††	††	††	2	(D)	(D)	(D)	(D)
72	Personal services.....	††	††	††	††	62	11 659	3 892	875	437
721	Laundry, cleaning, and garment services.....	††	††	††	††	13	6 941	2 094	479	219
7215	Coin-operated laundries and dry cleaning.....	††	††	††	††	2	(D)	(D)	(D)	(D)
721 ex. 7215	Other laundry, cleaning, and garment services.....	††	††	††	††	11	(D)	(D)	(D)	(D)
7211	Power laundries, family and commercial*.....	**	**	**	**	1	(D)	(D)	(D)	(D)
7216	Dry-cleaning plants, except rug cleaning*.....	**	**	**	**	6	(D)	(D)	(D)	(D)
Other 721	Laundry and cleaning services, n.e.c.*.....	**	**	**	**	4	(D)	(D)	(D)	(D)
722	Photographic studios, portrait.....	††	††	††	††	2	(D)	(D)	(D)	(D)
723, 4	Beauty and barber shops.....	††	††	††	††	35	2 431	1 072	232	122
723	Beauty shops.....	††	††	††	††	31	(D)	(D)	(D)	(D)
724	Barber shops.....	††	††	††	††	4	(D)	(D)	(D)	(D)
725	Shoe repair, shoe shine, and hat-cleaning shops.....	††	††	††	††	1	(D)	(D)	(D)	(D)
726	Funeral service and crematories.....	††	††	††	††	3	825	238	43	13
729	Miscellaneous personal services.....	††	††	††	††	8	1 130	417	94	47
73	Business services.....	††	††	††	††	98	22 035	10 400	2 321	1 021
731	Advertising.....	††	††	††	††	2	(D)	(D)	(D)	(D)
734	Services to dwellings and other buildings.....	††	††	††	††	17	2 793	1 213	264	226
737	Computer and data processing services.....	††	††	††	††	14	(D)	(D)	(D)	(D)
7392	Management, consulting, and public relations services.....	††	††	††	††	14	1 761	742	172	44
7394	Equipment rental and leasing services.....	††	††	††	††	7	1 467	326	65	24
Other 73	Other business services.....	††	††	††	††	44	(D)	(D)	(D)	(D)
75	Automotive repair, services, and garages.....	††	††	††	††	38	8 660	2 003	411	153
751	Automotive rental and leasing, without drivers.....	††	††	††	††	4	(D)	(D)	(D)	(D)
752	Automobile parking.....	††	††	††	††	1	(D)	(D)	(D)	(D)
753	Automotive repair shops.....	††	††	††	††	30	6 352	1 696	342	103
7538	General automotive repair shops.....	††	††	††	††	12	2 625	554	113	35
7531	Top and body repair shops.....	††	††	††	††	14	2 592	770	166	49
7534, 5, 9	Other automotive repair shops.....	††	††	††	††	4	1 135	372	61	19
754	Automotive services, except repair.....	††	††	††	††	3	(D)	(D)	(D)	(D)
76	Miscellaneous repair services.....	††	††	††	††	14	2 667	977	182	58
762	Electrical and electronic repair shops.....	††	††	††	††	3	(D)	(D)	(D)	(D)
7622	Radio and TV repair shops.....	††	††	††	††	-	-	-	-	-
7623, 9	Other electrical and electronic repair shops.....	††	††	††	††	3	(D)	(D)	(D)	(D)
764	Reupholstery and furniture repair.....	††	††	††	††	1	(D)	(D)	(D)	(D)
763, 9	Other repair shops and related services.....	††	††	††	††	10	(D)	(D)	(D)	(D)
78, 79	Amusement and recreation services, including motion pictures.....	††	††	††	††	19	5 656	1 480	344	210
781, 2	Motion picture production, distribution, and services.....	††	††	††	††	1	(D)	(D)	(D)	(D)
783	Motion picture theaters.....	††	††	††	††	2	(D)	(D)	(D)	(D)
792	Producers, orchestras, and entertainers.....	††	††	††	††	1	(D)	(D)	(D)	(D)
793	Bowling alleys and billiards and pool establishments.....	††	††	††	††	4	(D)	(D)	(D)	(D)
79 ex. 792, 3	Commercial sports and other amusement and recreation services.....	††	††	††	††	11	1 738	593	128	91
80, ex. 806	Health services, except hospitals.....	††	††	††	††	132	33 245	16 151	3 847	964
801	Offices of physicians.....	††	††	††	††	67	18 150	9 309	2 280	328
802	Offices of dentists.....	††	††	††	††	42	7 208	2 688	633	184
803	Offices of osteopathic physicians.....	††	††	††	††	-	-	-	-	-
8041	Offices of chiropractors.....	††	††	††	††	2	(D)	(D)	(D)	(D)
8042	Offices of optometrists.....	††	††	††	††	6	1 256	328	77	29
805	Nursing and personal care facilities.....	††	††	††	††	3	(D)	(D)	(D)	(D)
8049, 807, 8, 9	Other health services.....	††	††	††	††	12	(D)	(D)	(D)	(D)
81	Legal services.....	††	††	††	††	33	8 022	3 554	783	187
823, 4, 9	Selected educational services.....	††	††	††	††	4	(D)	(D)	(D)	(D)
891	Engineering, architectural, and surveying services.....	††	††	††	††	16	6 823	3 967	836	217
893	Accounting, auditing, and bookkeeping services.....	††	††	††	††	17	2 960	1 461	348	89
83, 892, 9	Social and other services.....	††	††	††	††	12	1 340	602	139	67
83	Social services.....	**	**	**	**	9	(D)	(D)	(D)	(D)
892, 9	Other services.....	**	**	**	**	3	(D)	(D)	(D)	(D)

Table 8. Summary Statistics for Firms Subject to Federal Income Tax for Counties and for Places With 2,500 Inhabitants or More: 1982

(For meaning of abbreviations and symbols, see introductory text. For explanation of terms and comparability of 1977 and 1982 censuses, see appendix A. For information on geographic areas followed by Δ, see appendix F)

Geographic area	All establishments										Establishments with payroll									
	Unincorporated businesses or operations					Total					Hotels, motels, and other lodging places (SIC 70)		Automotive repair, services, and garages (SIC 75)		Amusement and recreation services, including motion pictures (SIC 78, 79)		Health services, except hospitals (SIC 80, ex. 806)		Legal services (SIC 81)	
	Num-ber	Receipts (\$1,000)	Individual proprie-torships (no.)		Partnerships (no.)	Num-ber	Receipts (\$1,000)	Annual payroll (\$1,000)	First quarter payroll (\$1,000)	Paid for pay-ment of employees including March 12 (no.)	Num-ber	Receipts (\$1,000)	Num-ber	Receipts (\$1,000)	Num-ber	Receipts (\$1,000)	Num-ber	Receipts (\$1,000)	Num-ber	Receipts (\$1,000)
			Num-ber	Receipts (\$1,000)																
New Hampshire	††	††	††	††	††	1 245 952	456 795	106 096	38 240	467	139 644	498	115 787	367	113 297	1 357	309 129	425	101 684	
Beknap County	††	††	††	††	††	55 678	18 383	3 811	1 658	48	8 792	17	2 015	30	9 423	70	15 276	26	4 795	
Laconia	††	††	††	††	††	37 866	12 895	2 604	1 081	31	6 260	9	1 341	17	6 260	48	(D)	14	4 059	
Balance of county	††	††	††	††	††	17 812	5 488	1 207	577	17	2 532	8	674	13	(D)	22	(D)	12	736	
Carroll County	††	††	††	††	††	49 185	13 617	3 199	1 749	86	22 086	14	1 783	36	12 082	41	3 702	21	3 131	
Cheshire County	††	††	††	††	††	56 115	20 681	4 929	1 973	11	4 033	40	6 173	15	6 490	57	17 499	23	4 763	
Keene	††	††	††	††	††	39 090	15 367	3 682	1 301	2	(D)	13	2 860	7	(D)	40	16 306	19	4 117	
Balance of county	††	††	††	††	††	17 025	5 314	1 247	672	9	3 313	27	3 313	8	(D)	17	1 193	4	646	
Cooks County	††	††	††	††	††	32 297	11 220	2 646	939	43	11 386	16	6 880	11	1 681	33	6 847	18	1 700	
Berlin	††	††	††	††	††	6 570	2 225	547	211	1	(D)	5	703	4	366	17	2 731	7	735	
Balance of county	††	††	††	††	††	25 727	8 995	2 099	728	42	(D)	11	6 177	7	1 315	16	4 116	11	965	
Grafton County	††	††	††	††	††	138 370	47 460	12 168	4 124	94	26 956	29	4 492	43	16 664	91	35 175	31	4 713	
Lebanon	††	††	††	††	††	19 687	6 835	1 682	498	1	(D)	7	796	6	1 460	17	2 558	9	1 819	
Balance of county	††	††	††	††	††	118 683	40 625	10 506	3 626	93	(D)	22	3 696	37	15 204	74	32 617	22	2 894	
Hillsborough County	††	††	††	††	††	457 403	175 442	40 168	13 825	34	32 954	169	43 357	89	26 691	469	101 857	142	46 327	
Goffstown town	††	††	††	††	††	2 915	833	186	132	5	660	5	660	1	580	6	580	1	(D)	
Hudson town	††	††	††	††	††	25 360	11 093	2 368	699	2	(D)	13	1 691	6	1 998	18	3 766	2	(D)	
Manchester	††	††	††	††	††	197 916	76 129	17 396	5 563	8	(D)	69	23 980	25	6 708	217	44 275	80	33 184	
Merrimack town	††	††	††	††	††	15 653	4 460	1 071	492	4	809	8	3 151	4	338	9	1 969	1	(D)	
Nashua	††	††	††	††	††	120 237	49 252	11 216	4 109	12	4 809	38	8 660	19	5 656	132	33 245	33	8 022	
Balance of county	††	††	††	††	††	95 322	33 675	8 031	2 830	8	(D)	36	5 215	34	(D)	87	18 022	25	4 721	
Merrimack County	††	††	††	††	††	135 753	50 717	12 291	4 015	25	6 982	48	16 802	38	9 898	160	40 816	43	15 087	
Concord	††	††	††	††	††	89 205	35 442	8 303	2 498	7	5 347	17	5 442	19	3 902	101	31 183	33	12 876	
Franklin	††	††	††	††	††	3 544	1 157	340	123	2	(D)	2	(D)	1	(D)	14	1 914	4	259	
Balance of county	††	††	††	††	††	43 004	14 118	3 648	1 434	16	(D)	29	(D)	18	(D)	45	7 719	6	1 952	
Rockingham County	††	††	††	††	††	229 581	83 834	18 464	6 820	94	22 247	118	25 742	72	26 098	272	51 500	78	13 375	
Derry town	††	††	††	††	††	11 662	4 337	1 048	494	3	455	10	1 563	4	251	21	4 317	5	575	
Exeter town	††	††	††	††	††	20 975	9 061	2 100	599	1	(D)	12	2 261	4	626	43	10 560	12	2 326	
Hampton town	††	††	††	††	††	22 748	7 912	1 553	828	48	9 608	3	596	13	2 073	14	2 541	6	(D)	
Londonderry town	††	††	††	††	††	16 332	5 813	1 357	438	8	1 456	8	1 456	4	1 578	11	1 446	4	770	
Portsmouth	††	††	††	††	††	53 000	19 797	4 457	1 578	9	(D)	23	5 877	8	1 818	95	19 236	24	4 609	
Salem town	††	††	††	††	††	34 501	15 166	3 319	1 810	11	2 901	11	1 530	10	1 530	34	6 428	8	1 588	
Balance of county	††	††	††	††	††	70 363	21 748	4 630	1 070	25	5 466	51	12 459	29	(D)	54	6 912	17	(D)	
Strafford County	††	††	††	††	††	68 122	27 596	6 632	2 498	17	2 335	35	6 832	20	2 560	125	26 679	30	6 227	
Dover	††	††	††	††	††	36 203	15 640	3 832	1 397	4	1 492	13	3 492	8	1 040	61	13 160	14	3 348	
Durham town	††	††	††	††	††	3 004	1 192	254	78	3	(D)	-	-	-	(D)	5	657	3	(D)	
Rochester	††	††	††	††	††	20 412	7 724	1 811	636	8	(D)	13	1 886	7	785	43	10 991	9	1 971	
Somersworth	††	††	††	††	††	5 448	2 119	502	225	34	(D)	4	593	3	(D)	1	868	4	640	
Balance of county	††	††	††	††	††	3 055	921	233	102	2	(D)	5	861	2	(D)	8	1 803	-	(D)	
Sullivan County	††	††	††	††	††	23 448	7 845	1 788	699	15	1 873	12	1 711	13	1 710	39	9 778	13	1 566	
Claremont	††	††	††	††	††	13 420	4 426	1 032	384	3	233	4	(D)	9	1 314	24	6 239	4	830	
Balance of county	††	††	††	††	††	10 028	3 419	756	315	12	1 640	8	(D)	4	396	15	3 539	9	736	

Table 9. Counties Ranked by Volume of Receipts of Firms Subject to Federal Income Tax: 1982

[Includes only establishments with payroll. For meaning of abbreviations and symbols, see introductory text. For explanation of terms and comparability of 1977 and 1982 censuses, see appendix A. For information on geographic areas followed by Δ, see appendix F]

Geographic area	Rank ¹	Receipts (\$1,000)	Cumulative		Geographic area	Rank ¹	Receipts (\$1,000)	Cumulative	
			Receipts (\$1,000)	Percent of State total				Receipts (\$1,000)	Percent of State total
New Hampshire	(X)	1 245 952	1 245 952	100.0	New Hampshire—Con.				
Hillsborough	1	457 403	457 403	36.7					
Rockingham	2	229 581	686 984	55.1					
Grafton	3	138 370	825 354	66.2	Belknap	7	55 678	1 141 022	91.6
Merrimack	4	135 753	961 107	77.1	Carroll	8	49 185	1 190 207	95.5
Strafford	5	68 122	1 029 229	82.6	Coos	9	32 297	1 222 504	98.1
Cheshire	6	56 115	1 085 344	87.1	Sullivan	10	23 448	1 245 952	100.0

¹Counties with suppressed receipts (if applicable) are listed at end of table rather than by rank to avoid disclosing data for individual companies.

Table 10. Places With 2,500 Inhabitants or More Ranked by Volume of Receipts of Firms Subject to Federal Income Tax: 1982

[Includes only establishments with payroll. For meaning of abbreviations and symbols, see introductory text. For explanation of terms and comparability of 1977 and 1982 censuses, see appendix A. For information on geographic areas followed by Δ, see appendix F]

Geographic area	Rank ¹	Receipts (\$1,000)	Cumulative		Geographic area	Rank ¹	Receipts (\$1,000)	Cumulative	
			Receipts (\$1,000)	Percent of State total				Receipts (\$1,000)	Percent of State total
New Hampshire	(X)	1 245 952	1 245 952	100.0	New Hampshire—Con.				
Manchester	1	197 916	197 916	15.9	Exeter town	11	20 975	677 101	54.3
Nashua	2	120 237	318 153	25.5	Rochester	12	20 412	697 513	56.0
Concord	3	89 205	407 358	32.7	Lebanon	13	19 687	717 200	57.6
Portsmouth	4	53 000	460 358	36.9	Londonderry town	14	16 332	733 532	58.9
Keene	5	39 090	499 448	40.1	Merrimack town	15	15 653	749 185	60.1
					Claremont	16	13 420	762 605	61.2
Laconia	6	37 866	537 314	43.1	Derry town	17	11 662	774 267	62.1
Dover	7	36 203	573 517	46.0	Berlin	18	6 570	780 837	62.7
Salem town	8	34 501	608 018	48.8	Somersworth	19	5 448	786 285	63.1
Hudson town	9	25 360	633 378	50.8	Franklin	20	3 544	789 829	63.4
Hampton town	10	22 748	656 126	52.7	Durham town	21	3 004	792 833	63.6
					Goffstown town	22	2 915	795 748	63.9

¹Places with suppressed receipts (if applicable) are listed at end of table rather than by rank to avoid disclosing data for individual companies.

APPENDIX A.

General Explanation

CENSUS COVERAGE AND METHODOLOGY

Structure and method of enumeration—Firms in the 1982 Census of Service Industries were divided into the nonmail universe and mail universe. The coverage and the method of obtaining census information from each follow:

1. The nonmail universe consists of selected small employers, i.e., single-establishment firms with payroll below a specified cutoff. (The term "employers" refers to firms with one or more paid employees at any time during 1982 as shown in the active administrative records of other Federal agencies, whether or not they were subject to payment of Federal Insurance Contributions Act (FICA) taxes.) Although the cutoff varied by kind of business, small employers generally were firms with one to four employees; they represented about 10 percent of total receipts of establishments covered in the census.

Data on receipts, payroll, and employment for employer firms below the cutoff were derived or estimated from administrative records of other Federal agencies, except for a 10-percent sample of small employer firms in classifications for which specialized data requirements precluded reliance solely on administrative records sources.

2. The mail universe consists of firms for which information was obtained basically by means of a mail canvass and includes:
 - a. Large employers, i.e., all employer firms above the size cutoff referred to in section 1. above. Within this category, a report of company organization is conducted periodically to identify firms which operated establishments at more than one location and to obtain information on payroll and mid-March employment at each location. The 1981 Report of Company Organization was used as a coverage check in the census. In the census mailing package containing the appropriate 1982 questionnaires, multiestablishment firms also were sent a form to use in updating the list of establishments with those opened since 1981.
 - b. The 10-percent sample of small employer firms in classifications for which specialized data requirements precluded reliance solely on administrative records sources (see section 1 above). These were sent the census mailing packages containing the appropriate 1982 questionnaire.

Method of classifying kinds of business—The service industries classifications for all establishments were based on the Standard Industrial Classification (SIC) Manual.¹ However, the method of assigning these classifications, and the level of detail at which establishments were classified, differed between the non-mail and mail universes as follows:

1. The nonmail universe was classified on the basis of the most current census kind-of-business classification available from one of the Bureau's current sample surveys or the 1977 census. Otherwise, the classification was obtained from the administrative records of other Federal agencies.

If the census or administrative record classification proved inadequate (none corresponded to a 1982 census classification in the detail required for employers), the firm was sent a brief inquiry requesting information necessary to assign a 1982 census kind-of-business code.
2. Establishments in the mail universe were classified on the basis of their self-designation, answers to questions on receipts by type of service provided, and other special inquiries.

COMPARABILITY OF THE 1977 AND 1982 CENSUSES

The 1977 and 1982 censuses were conducted under similar conditions and procedures except for the following:

Geographic areas—The boundaries of a number of areas for which data are shown in the 1982 census are not the same as in the 1977 census because of annexations, other boundary changes, redefinitions of SMSA's, and changes in qualifying criteria since 1977.

In 1977, separate data were published for certain census-defined, unincorporated places with 25,000 inhabitants or more. For 1982, data for census-defined, unincorporated places are no longer shown separately, but are included as part of the "remainder of county" statistics. In addition, improved methods, used in the 1982 census for determining the proper geographic areas into which businesses are tabulated within a given county, resulted in a number of businesses that were not tabulated as part of the "remainder of county" statistics in previous censuses being included within the "remainder of county" for 1982.

¹Standard Industrial Classification Manual: 1972. For sale by Superintendent of Documents, U.S. Government Printing Office, Washington, D.C. 20402. Stock No. 041-001-00066-6. 1977 Supplement, Stock No. 003-005-00176-0.

In 1977, special economic urban areas (see Geographic Areas Covered in introductory text) in New England qualified for separate publication if they had an urban population of at least 2,500 and a total population of at least 10,000. For 1982, the urban population requirement has been eliminated, and the area must have a population of 10,000 to qualify for separate publication.

Nonemployer firms—In 1977 and prior censuses, the combined data for all establishments (nonemployer firms plus establishments of employer firms) were presented for selected kind-of-business classifications, including all 2-digit major industry groups. For these censuses, data for nonemployer firms were obtained from administrative records of the Internal Revenue Service (IRS) based on business tax returns. For 1982, data for nonemployers and the combined data for all establishments are not available. These data could not be published as planned because many businesses were miscoded by the IRS into various miscellaneous categories rather than in the specific kinds of business. As a result, when the IRS supplied the Bureau of the Census with the kind-of-business codes derived from information reported for 1982 by businesses on IRS form 1040, Schedule C, the Bureau found that there were proportionately far more businesses classified in miscellaneous categories for 1982 than for 1977. The Bureau of the Census and the IRS are taking steps to ensure that data can be published for all establishments by kind of business in the 1987 and subsequent censuses.

Scope—In the 1977 Census of Service Industries, data were presented in the Geographic Area Series of reports in two separate segments. One segment was comprised of establishments of firms subject to Federal income tax and classified in industries covered in censuses prior to 1977.² The second segment was comprised of two sections. One section included establishments of firms which were subject to Federal income tax but classified in industries which were not covered in the censuses prior to 1977.³ Also included in this section was arrangement of passenger transportation (SIC 4722). The other section included all firms that were exempt from Federal income tax under provisions of section 501 or 521 of the Internal Revenue Code.⁴ Establishments of firms subject to Federal income tax were tabulated separately from those exempt from Federal income tax. The 1982 Census of Service Industries eliminates this segmentation. However, the taxable/tax-exempt distinction is maintained.

Some industries covered in the 1977 census were not covered for 1982: SIC's 806, 821, 822, 863, and 865. SIC 4722, which was included in the 1977 Census of Service Industries, is now published as part of the 1982 report, Selected Statistics for Transportation Industries, part of the 1982 Census of Transportation.

²SIC's 701; 703; 72; 73; 75; 76; 78; 79; 8072; 81; 891.

³SIC's 702; 704; 80 ex. 8072; 82; 83; 89 ex. 891.

⁴SIC's 4722; 84; 86 ex. 866; and other SIC's also mentioned in footnotes 2 and 3.

Federal income tax status/kind-of-business combinations—In the 1977 Census of Service Industries, firms were classified based on Federal income tax filing requirements. This classification was based primarily upon the response to an inquiry on the census questionnaire. Establishments which indicated that all or part of their income was exempt from Federal income tax under provision of section 501 or 521 of the IRS code were classified as tax-exempt; establishments indicating no such exemption were classified as taxable. For establishments in the nonmail universe, the tax status classification was based upon the type of tax return filed by the firm or organization.

For the most part, in 1977, establishments were grouped for publication according to their tax status. However, a few kinds of business⁵ were assumed to be exempt from Federal income tax, and were tabulated with the tax-exempt category. Establishments of firms that were exempt from Federal income tax, but which were in a kind of business not generally expected to be exempt, were tabulated in a miscellaneous kind-of-business category.

For the 1982 census, the same kinds of business⁵ are definitionally considered exempt from Federal income tax, certain kinds of business⁶ are tabulated according to their tax status, and the remaining kinds of business are definitionally considered subject to Federal income tax. The miscellaneous kind-of-business category of firms exempt from Federal income tax has been eliminated.

Volume measure—For 1982, as in previous censuses, the basic dollar volume measure for firms subject to Federal income tax is receipts; however, for 1982 the basic dollar volume measure for the tax-exempt category is revenue. For 1977, expenses was used as the basic measure. For 1982, expenses data are shown in table 2 for comparison to 1977. (See definitions of receipts, revenue, and expenses in the Explanation of Terms section below.)

EXPLANATION OF TERMS

Establishments—An establishment is a single physical location at which business is conducted. It is not necessarily identical with a company or enterprise, which may consist of one establishment or more. Statistics for service industries represent a summary of reports for individual establishments rather than companies. For cases where a census report was received, separate information was obtained for each location where business was conducted. When administrative records of other Federal agencies were used instead of a census report, no information was available on the number of locations operated. Estimates of this number were derived from a sample and will be provided in the service industries report, Miscellaneous Subjects (SC82-I-4). Each census report was tabulated according to the physical location at which

⁵SIC's 84; 86 ex. 866; 8111 pt..

⁶7011 pt., 7032, 7041, 7391, 7392, 7397, 7922, 7929, 7997, 7999 pt., 8051, 8059, 8081, 8091, 82, 83, and 8922.

the business was conducted. The count of establishments in this publication represents the number in business at the end of the year.

A comparison of the number of establishments in business at the end of the year versus the number active any time during the year for the United States as a whole is presented by kind-of-business group in appendix G of the United States Summary report included as part of this series.

When two activities or more were carried on at a single location under a single ownership, all activities generally were grouped together as a single establishment. The entire establishment was classified on the basis of its major activity and all data for it were included in that classification. However, when distinct and separate economic activities (for which different industry classification codes were appropriate) were conducted under the same ownership at a single location, and when conditions prescribed by the SIC manual for recognizing the existence of more than one establishment were met, separate establishment reports for each of the different activities were obtained in the census.

Leased service departments (separately owned businesses operated as departments or concessions of another service establishment or of a retail business under another ownership, such as a separately owned shoe shine parlor in a barber shop or a beauty salon in a department store) are treated as separate service establishments for census purposes. Leased retail departments located in service establishments (e.g., a gift shop located in a hotel) are considered separate retail establishments.

Firms—A firm is a business organization or entity consisting of one domestic establishment (location) or more under common ownership or control. For economic census purposes, the terms "firm" and "company" are synonymous.

Receipts (Basic dollar volume measure for service establishments of firms subject to Federal income tax)—Includes receipts from customers or clients for services rendered, from the use of facilities, and from merchandise sold during 1982 whether or not payment was received in 1982, except for health practitioners, legal services, and architectural, engineering and surveying services, which reported on a cash basis (payments received in 1982 regardless of when services were rendered). Gasoline, liquor, tobacco, and other excise taxes, which are paid by the manufacturer or wholesaler and included in the cost of goods purchased, are also included.

Receipts are net after deductions for refunds and allowances for merchandise returned by customers. Receipts do not include sales, occupancy, admissions, or other taxes collected from customers and remitted directly by the firm to a local, State, or Federal tax agency; nor do they include nonoperating income from such sources as interest, investments, or sale or rental of real estate.

Receipts in this report do not include service receipts of manufacturers, wholesalers, retail establishments, or other businesses whose primary activity is other than service. They do, however, include receipts other than

from services rendered (e.g., sale of merchandise to individuals or other businesses) by establishments primarily engaged in performing services and classified in the service industries.

Although the count of establishments in this report represents the number in business at the end of the year, the receipts figures include receipts of all establishments in business at any time during the year.

Revenue (Basic dollar volume measure for firms exempt from Federal income tax)—Includes revenue from customers or clients for services rendered and merchandise sold during 1982 whether or not payment was received in 1982. Also included are income from interest, dividends, gross contributions, gifts, and grants (whether or not restricted for use in operations), rents, royalties, dues and assessments from members and affiliates, and net receipts from fundraising activities. Receipts from taxable business activities, as well as tax-exempt activities, are included.

Revenue does not include sales, admissions, and other taxes collected by the organization from customers or clients and paid directly to a local, State, or Federal tax agency; income from the sale of real estate, investments, or other assets; receipts of separately operated departments, concessions, etc., which are leased to others; and amounts transferred to operating funds from capital or reserve funds.

Expenses—Expenses include payroll, employee benefits, interest and rent, taxes, cost of supplies used for operation, depreciation expense, fees paid for fundraising, and other expenses charged to operations during 1982.

Expenses in this report exclude outlays for purchase of real estate; construction and all other capital improvements; funds invested; assessments or dues paid to the parent or other chapters of the same organization; and, for fundraising organizations, funds transferred to charities and other organizations.

Annual payroll—Payroll includes all forms of compensation such as salaries, wages, commissions, bonuses, vacation allowances, sick-leave pay, and the value of payments in kind (e.g., free meals and lodgings), paid during the year to all employees. Tips and gratuities received by employees from patrons and reported to employers are included. For corporations, it includes amounts paid to officers and executives; for unincorporated businesses, it does not include profit or other compensation of proprietors or partners. Payroll is reported before deductions for social security, income tax, insurance, union dues, etc. This definition of payroll is the same as that used by the Internal Revenue Service on form 941.

First quarter payroll—This item consists of payroll, as defined above, paid to persons employed at any time during the quarter January to March 1982.

Paid employees for pay period including March 12—Paid employees consist of the full-time and part-time employees, including salaried officers and executives of

corporations, who were on the payroll in the pay period including March 12. Included are employees on paid sick leave, paid holidays, and paid vacations; not included are proprietors and partners of unincorporated businesses. The definition of paid employees is the same as that used on IRS form 941.

Legal form of organization—The legal form of organization for firms in the mail universe was based on the response to the organization status inquiry on the various census forms. The legal form of organization of nonmail firms was generally based on administrative records of other Federal agencies.

Limited data are published in this series of reports for individual proprietorships and partnerships. A later service industries report, Establishment and Firm Size (Including Legal Form of Organization), SC82-I-1, will present data by the following legal forms of organization for firms subject to Federal income taxes:

1. Corporations.
2. Individual proprietorships.
3. Partnerships.
4. Other.

Auxiliary establishments—Each company included in this census was asked to identify and report separately auxiliary locations whose primary functions were to manage, administer, service, or support the activities of the other establishments of the company. Data for auxiliaries which primarily support service establishments are presented for selected industrial classifications in tables included in the United States Summary report of this series. Data for auxiliaries are presented for more detailed industry breakdowns in a subsequent report issued as part of the 1982 Enterprise Statistics reports.

KIND-OF-BUSINESS CLASSIFICATIONS

Services, as defined in the 1972 SIC manual, include establishments primarily engaged in rendering a wide variety of services to individuals and business establishments.

Establishments covered by the census were assigned kind-of-business classifications according to the industry classifications defined in the 1972 SIC manual. When a more detailed classification than defined in the SIC manual was needed, additional kinds of business were identified within an SIC industry.

Some of the kind-of-business titles and/or codes used on several of the report forms are different from those in the 1972 SIC manual. The code variations do not affect the data tabulated in these publications, since all necessary adjustments are made during the data processing stage.

The basis for a kind-of-business classification is described above in Method of Classifying Kinds of Business. Descriptions for those kinds of business for which data are provided in this report follow.

Hotels, Rooming Houses, Camps, and Other Lodging Places (SIC Major Group 70)

This group includes establishments engaged in providing lodging, or lodging and meals, and camping facilities. Hotels which provide accommodations for permanent residents, tourist homes, and residential mobile home parks are classified in Major Group 65, Real Estate.

Hotels, motor hotels, and motels (SIC 7011)—The SIC manual combines hotels and motels into a single classification, Hotels, motels, and tourist courts.

For large geographic areas, however, data are presented for the following subdivisions of this classification:

1. Hotels, 25 guestrooms or more.
2. Hotels, less than 25 guestrooms.
3. Motels, tourist courts.
4. Motor hotels.

The classification of individual establishments into hotels, motor hotels, and motels and tourist courts was based primarily on the respondent's self-designation.

Rooming and boarding houses (SIC 702)—Establishments renting rooms, with or without board, on a fee basis to permanent or transient guests. Homes for the aged, for children, and for the handicapped that provide additional services, other than nursing care, are classified in Residential care (SIC 836) and homes that provide nursing care in Nursing and personal care facilities (SIC 805). Houses run by membership organizations are classified in Organization hotels and lodging houses, on membership basis (SIC 704).

Sporting and recreational camps (SIC 7032)—Sporting and recreational camps providing lodging and meals or lodging only. These include children's camps, fishing camps, hunting camps, and dude ranches.

Trailer parks and camp sites for transients (SIC 7033)—Establishments providing overnight or short-term sites for trailers, campers, or tents. Residential mobile home parks are classified in Major Group 65, Real Estate.

Organization hotels and lodging houses, on membership basis (SIC 704)—Lodging houses and hotels operated by membership organizations for the benefit of their members and guests, and not open to the general public. Commercial hotels operated by such organizations are classified in Hotels, motor hotels, and motels (group 701). Resident homes for the aged and others in need of residential, social, and personal care are classified in Residential care (SIC 836).

Personal Services (SIC Major Group 72)

This group includes establishments primarily engaged in providing services generally involving the care of one's

personal appearance or apparel, such as barber and beauty shops, dry-cleaning plants, laundries, and photographic studios.

For establishments classified in SIC 721, data for collecting and distributing units (branch outlets, pickup stations, terminals, or depots) owned and operated by a firm which does its own work are merged with those for the firm which owned them, and are not considered as separate establishments.

Power laundries, family and commercial (SIC 7211)—Establishments primarily engaged in operating mechanical laundries with steam or other power. Independently owned agencies for laundry plants are classified in SIC 7212. Laundries using small power equipment of household type are classified in SIC 7219. Excluded are establishments which have power laundry equipment, but which are primarily engaged in a specialty, such as industrial laundering, linen rental, or diaper service. These are classified in other categories within SIC 721.

Garment pressing, and agents for laundries and dry cleaners (SIC 7212)—Establishments primarily engaged in providing laundry and dry-cleaning services, but which have laundry and/or dry-cleaning work done by others. Independently owned collecting and distributing agencies serving dry-cleaning plants or power laundries are included in this classification.

Linen supply (SIC 7213)—Establishments primarily engaged in supplying, on a rental basis, such laundered linens as uniforms, aprons, table covers, bed linens, and towels. Establishments included in this classification may or may not operate their own power laundry facilities.

Diaper service (SIC 7214)—Establishments primarily engaged in supplying diapers (including disposable) and other baby linens to homes, usually on a rental basis. Such establishments may or may not operate their own power laundry facilities.

Coin-operated laundries and dry cleaning (SIC 7215)—Establishments primarily engaged in the operation of coin-operated laundry and/or dry-cleaning equipment. Included are establishments known as laundromats, launderettes, self-service dry cleaners, etc. Establishments which operate coin-operated laundering machines in apartment houses and similar locations are included. Establishments which rent coin-operated laundering machines (e.g., to apartment houses) are classified in SIC 7394.

For large geographic areas, data are presented for the following subdivisions of this classification:

1. Coin-operated laundries and dry-cleaning stores.
2. Coin-operated laundry machine routes.

Dry-cleaning plants, except rug cleaning (SIC 7216)—Plants primarily engaged in dry cleaning or dyeing apparel and household fabrics other than rugs for the general public. Establishments primarily engaged in cleaning and repairing rugs are classified in SIC 7217. Independently

owned agencies for cleaning plants are classified as SIC 7212. Establishments known as "tailor shops" or "cleaners" are included in this classification only if they do their own cleaning.

Carpet and upholstery cleaning (SIC 7217)—Plants primarily engaged in cleaning carpets and upholstered furniture. Establishments primarily engaged in rug repairing are classified in SIC 7699.

Industrial launderers (SIC 7218)—Establishments primarily engaged in supplying laundered or dry-cleaned work uniforms, wiping towels, safety equipment (gloves, flame resistant clothing, etc.), dust control items (treated mats or rugs, mops, tool dust covers, cloths, etc.), and similar items to industrial or commercial users. These items may belong to the industrial launderers and be supplied to users on a rental basis, or they may be the customer's own goods. Establishments included in this industry may or may not operate their own laundry or dry-cleaning facilities.

Laundry and garment services, n.e.c. (SIC 7219)—Establishments primarily engaged in furnishing other laundry services, including repairing, altering, and storing clothes for individuals, and in the operation of Chinese, French, and other hand laundries. Custom tailors and fur shops making fur apparel to custom order are classified in retail trade.

Photographic studios, portrait (SIC 722)—Establishments primarily engaged in photography for the general public. Included in this classification are portrait photographers and school, home, and transient photographers. Establishments primarily engaged in commercial photography are classified in SIC 7333. Establishments primarily engaged in film developing and/or print processing for the trade or for the general public are included in SIC 7395; those engaged in motion picture film processing are classified in SIC 7819.

Beauty shops (SIC 723)—Establishments primarily engaged in providing beauty services or both beauty and barber services. Schools for the instruction of beauticians are also included provided a clinic is operated in which a charge is made for services performed by students. Beauty shop concessions (owned and operated by concessionaires) in hotels, department stores, etc., are included. However, beauty shops owned by another business and operated as part of that other business (e.g., hotels, department stores) are not included.

Barber shops (SIC 724)—Establishments primarily engaged in providing barber services. Barber colleges are also included provided a charge is made for services performed by students. Barber shop concessions (owned and operated by concessionaires) in hotels and other places are included. However, barber shops owned by another business and operated as part of that other business (e.g., hotels) are not included.

Shoe repair, shoe shine, and hat-cleaning shops (SIC 725)—Establishments primarily engaged in repairing footwear, shining shoes, or cleaning and blocking hats. Shoe repair, shoe shine, or hat-cleaning departments operated as part of other service or retail establishments, such as valet shops, laundries; shoe stores, and department stores, are not included as separate service establishments unless independently owned and operated.

Funeral service and crematories (SIC 726)—Establishments primarily engaged in preparing the dead for burial, conducting funerals, and cremating the dead. Receipts include funeral merchandise sold and services provided directly by the establishments, such as caskets, burial clothing, and ambulance service. Also included in the receipts are reimbursements for expenditures made to other establishments for funeral-related merchandise sales and services, such as flower sales and livery service. Cemeteries, and crematories operated in conjunction with cemeteries, are classified in SIC 6553; crematories and burial services for pets, in SIC 0752.

Miscellaneous personal services (SIC 729)—Establishments primarily engaged in providing personal services, not elsewhere classified, such as Turkish baths; reducing salons; costume and formal wear rental; operation of coin-operated personal service machines, such as weighing machines, public lockers (except cold storage), pay toilets, etc.; social escort service; checkroom concessions; dressmaking service (material owned by customer); and income tax return preparation service. Establishments operating coin-operated amusement machines, such as pinball machines and juke boxes, are classified in SIC 7993. Coin-operated machine rental is classified in SIC 7394. Establishments which operate coin-operated laundering machines in apartment houses and similar locations are classified in SIC 7215.

For large geographic areas, data are presented for the following subdivisions of this classification:

1. Reducing salons and health clubs, except resorts.
2. Tax preparation services.
3. Other personal services, n.e.c.

Business Services (SIC Major Group 73)

This group includes establishments primarily engaged in providing services, not elsewhere classified, to business enterprises on a fee or contract basis.

Advertising agencies (SIC 7311)—Establishments primarily engaged in preparing advertising (writing copy, art work, graphics, and other creative work); providing advertising consultation; and placing advertising in periodicals, newspapers, radio, television, or other advertising media, for clients on a commission or fee basis. Establishments which place advertising with media only (media buying services) are classified in SIC 7319. Establishments which provide commercial art for advertising, but do not place the advertising with media, are

classified in SIC 7333. Establishments which write copy, but do not place advertising with media, are classified in SIC 8999. Establishments which solicit advertising for nonaffiliated radio, television, newspapers, or magazines are classified in SIC 7313.

Outdoor advertising services (SIC 7312)—Establishments primarily engaged in the preparation and presentation of poster displays and painted and electric displays (principally outdoors) on panels, bulletin boards, and frames. Such establishments may (as incidental services) construct, repair, and maintain display boards and post advertisements. Sign painting shops are classified in SIC 7399. Shops which make neon signs to order are classified in manufacturing. Establishments primarily engaged in erecting signs are classified in construction.

Radio, TV, and publishers' advertising representatives (SIC 7313)—Establishments primarily engaged in soliciting advertising on a fee basis for (nonaffiliated) newspapers, magazines, and other publications or for radio and television stations. Advertising sales offices operated by these media are classified as auxiliaries and are not included in this census.

Advertising, n.e.c. (SIC 7319)—Establishments primarily engaged in furnishing advertising services, not elsewhere classified, such as handbill distribution, distribution of samples, and transit advertising. Establishments which are primarily engaged in providing commercial art or graphics for the advertising industry are classified in SIC 7333. Establishments primarily engaged in mail advertising services, compiling and selling mailing lists, and related services are classified in SIC 7331.

Consumer credit reporting agencies, mercantile reporting agencies, and adjustment and collection agencies (SIC 732)—Establishments primarily engaged in mercantile and consumer credit reporting or the collection or adjustment of claims. Centralized charge services are classified in SIC major group 61. Insurance adjustment agencies and loan companies are also excluded from this census.

For large geographic areas, data are presented for the following subdivisions of this classification:

1. Adjustment and collection agencies.
2. Mercantile reporting agencies.
3. Consumer credit reporting agencies.

Direct mail advertising services (SIC 7331)—Establishments primarily engaged in furnishing services for direct mail advertising, such as creating, producing, and mailing of direct mail advertising. This industry also includes establishments primarily engaged in compiling and selling mailing lists. Establishments primarily engaged in reproducing direct mail copy to order, but which perform none of the other direct mail advertising services, are classified in SIC 7339. Establishments engaged only in printing the copy are classified in manufacturing.

Blueprinting and photocopying services (SIC 7332)— Establishments primarily engaged in reproducing drawings, plans, maps, or other copy, by blueprinting or photocopying. Printing, including "quick printing," is classified in manufacturing.

Commercial photography, art, and graphics (SIC 7333)— Establishments engaged in performing graphics, commercial art, or commercial photography services for advertising agencies, publishers, and other business and industrial users. Producers of still and slide films are included here. Establishments engaged in medical photography and art are classified in SIC 8091. Art, except commercial and medical, is classified in SIC 8999. Establishments primarily engaged in portrait photography are classified in SIC 7221.

For large geographic areas, data are presented for the following subdivisions of this classification:

1. Commercial photography.
2. Commercial art.
3. Graphic arts and related design and commercial photography, n.e.c.

Stenographic services; and reproduction services, n.e.c. (SIC 7339)— Establishments primarily engaged in furnishing stenographic services and establishments primarily engaged in mimeographing, rototyping, multilithing, and reproduction services. Not included in this industry are establishments primarily engaged in printing (included in manufacturing), blueprinting and photocopying (SIC 7332), and duplicating in connection with direct mail advertising (SIC 7331).

Window cleaning (SIC 7341)— Establishments primarily engaged in cleaning windows in structures.

Disinfecting and exterminating services (SIC 7342)— Establishments primarily engaged in providing disinfecting and deodorizing services and in exterminating insects, rodents, and other pests.

Cleaning and maintenance services, n.e.c. (SIC 7349)— Establishments primarily engaged in furnishing, to structures, cleaning and maintenance services, not elsewhere classified, such as janitorial services, floor waxing, and office cleaning. General building maintenance service is included, but general repair contractors primarily engaged in building repair and maintenance work, or in the cleaning of building exteriors by sand or steam blasting, or in cleaning up after construction, are classified in construction.

News syndicates (SIC 735)— Establishments primarily engaged in furnishing news, pictures, features, etc., and in supplying news reporting services to newspapers, periodicals, and radio and television broadcasters. Non-profit syndicates operated on a membership basis and commercial (nonmembership) news syndicates are both included in this classification. Separate establishments of newspaper and periodical publishers which are engaged in gathering news are classified as auxiliaries.

Employment agencies (SIC 7361)— Establishments primarily engaged in providing placement and employment services to employers or those seeking employment. Modeling agencies and nurses' registries are included. Theatrical, radio, and television employment agencies are classified in SIC 7922; motion picture casting bureaus, in SIC 7819; and establishments engaged in furnishing help to other businesses, in SIC 7362.

Help supply services (SIC 7362)— Establishments primarily engaged in supplying help (except agricultural) to other businesses on a contract basis. The help supplied is on the payroll of the supplying establishment. Included are establishments known as "labor pools" and "contract labor offices." Establishments primarily engaged in providing placement and employment services are classified in SIC 7361.

For large geographic areas, data are presented for the following subdivisions of this classification:

1. Office help supply services.
2. Help supply, except office workers.

Facilities management services (SIC 7369)— Establishments, not elsewhere classified, primarily engaged in providing personnel to operate specified facilities or to provide services on a fee or contract basis within another business (or government) establishment or installation. Establishments primarily providing one specialized service are classified in the specialized industry, e.g., janitorial service is included in SIC 7349. Management service only is classified in SIC 7392. Computer facilities management is classified in SIC 7374. Establishments which provide both management and staff to operate a business are classified according to the type of activity of the business operated.

Computer programming and other software services (SIC 7372)— Establishments primarily engaged in providing services in computer programming, systems design and analysis, and other computer software. Establishments primarily engaged in the reproduction and sale of prepackaged computer programs and other software may be included here. When not computer related, these services are classified in SIC 7392.

Data processing services (SIC 7374)— Establishments primarily engaged in providing data processing services to others. Service may consist of complete processing and preparation of reports from data supplied by the customer or it may be specialized, such as keying or making data processing equipment available to others on an hourly or time-sharing basis. Also included are establishments primarily engaged in the management and operation of the computer and data processing facilities of others on a continuing basis.

For large geographic areas, data are presented for the following subdivisions of this classification:

1. Data processing services, except facilities management.
2. Computer facilities management.

Computer related services, n.e.c. (SIC 7379)— Establishments primarily engaged in providing computer-related services, not elsewhere classified. Renting and leasing of computers and related data processing equipment is included here, except for finance leasing, which is classified in SIC major group 61. Direct leasing by computer manufacturers is classified in manufacturing or wholesale trade. Also included here are establishments engaged in repair and maintenance of computers, and computer consulting services.

Research and development laboratories (SIC 7391)— Establishments primarily engaged in laboratory or other physical research and development activities on a fee or contract basis. Research and development laboratories which perform supporting services for other establishments of the same company are classified as auxiliary to the establishments serviced and are not included here. Also excluded from this classification are establishments engaged in speculative research and development with the intent to manufacture the products of the research or to license others for the use of the patents or processes developed. Nonprofit research agencies funded primarily by investments, grants, or contributions are classified in SIC 8922.

Management, consulting, and public relations services (SIC 7392)— Establishments primarily engaged in furnishing a wide variety of general or specialized management, consulting, or public relations services, such as business analysis, business research, efficiency planning, industrial management, market research, personnel management, and traffic consulting, on a contract or fee basis. Establishments primarily engaged in computer related systems analysis, systems engineering, operations research, and other software services, including computer programming services, are classified in SIC 7372. Management and operation of a business, where operating staff as well as management are provided, is classified in the industry of the establishment managed, e.g., hotel management and operation.

For large geographic areas, data are presented for the following subdivisions of this classification:

1. Management and administrative services.
2. Public relations services.
3. Management consulting services.
4. Economic and sociological research.
5. Consulting services, n.e.c.

Detective agencies and protective services (SIC 7393)— Establishments primarily engaged in providing personnel for detective, investigative, patrolling, night watching, or personal protection services for businesses and/or individuals. Establishments primarily engaged in installation, maintenance, and monitoring of mechanical protective devices, such as burglar and fire alarm systems, are classified here, but establishments engaged only in the installation of such devices are included in construction,

and establishments engaged only in the sale and installation of such devices are classified in wholesale or retail trade. Armored car services are also included in this industry.

For large geographic areas, data are presented for the following subdivisions of this classification:

1. Detective agencies and guard services.
2. Armored car services.
3. Burglar and fire alarm systems.

Equipment rental and leasing services (SIC 7394)— Establishments primarily engaged in renting or leasing (except finance leasing) of machinery, tools, and other equipment, including heavy construction and earth moving equipment. Establishments primarily engaged in finance leasing are classified in SIC major group 61. Establishments renting and leasing automobiles and trucks without drivers are classified in SIC 751; those renting automobiles with drivers, in SIC major group 41. Establishments renting trucks with drivers are classified in transportation; personal items such as lockers (other than refrigerated), clothes, and pillows, in SIC 7299; amusement and recreation items such as bicycles, canoes, and beach chairs and accessories, in SIC 7999; and commercial boats, in SIC major group 44. Direct leasing of machinery or equipment by the manufacturer is classified in manufacturing or wholesale trade. Establishments primarily leasing computer time, including time-sharing services, are classified in SIC 7374; those leasing or renting computers or data processing equipment, in SIC 7379.

For large geographic areas, data are presented for the following subdivisions of this classification:

1. Equipment rental.
2. Equipment leasing, except finance leasing.
3. Leasing or rental of heavy construction equipment without operators.
4. Rental of heavy construction equipment with operators.

Photofinishing laboratories (SIC 7395)— Establishments primarily engaged in the developing of films and in photoprinting and enlarging for the trade and/or for the general public. Data for retail outlets (kiosks) for the pickup and delivery of film, which are owned and operated by photofinishing laboratories, are merged with data for the laboratory which owns them, and are not treated as separate establishments. Establishments primarily engaged in processing motion picture films for the motion picture and television industries are classified in SIC 7819.

Trading stamp services (sales offices) (SIC 7396)— Establishments primarily engaged in selling trading stamps or merchandise coupons to merchants. The redemption stores of trading stamp companies are not included here, but are classified as auxiliary to this industry.

Testing laboratories and facilities (SIC 7397)—

Establishments primarily engaged in product testing on a fee or contract basis. Testing laboratories which perform supporting services for other establishments of the same company are classified as auxiliary to the establishments serviced and are not included here. Noncommercial testing laboratories are also included in this category. Testing services for education or personnel (not providing instruction or training) are classified in SIC 7392.

Business services, not elsewhere classified (SIC 7399)—Establishments primarily engaged in furnishing business services, not elsewhere classified, such as auctioneers' establishments (service only), business brokers, drafting service, independent lecture bureaus, inspection service, printing brokers, notary publics, and decorating or trimming shop windows.

For large geographic areas, data are presented for the following subdivisions of this classification:

1. Sign painting shops—Establishments primarily engaged in making signs to individual order or in doing office door and window lettering. Establishments primarily engaged in making signs other than on a custom basis and neon sign manufacturers are classified in manufacturing.
2. Interior designing—Establishments primarily engaged in advising clients on the selection of furniture, draperies, rugs, and other interior decorations on a fee or commission basis. Establishments providing an interior designing service, but primarily engaged in the sale of merchandise, are not included. Painting and papering contractors who frequently call themselves "interior decorators" are classified in construction.
3. Telephone answering services—Establishments primarily engaged in transmitting telephone messages to their clients.
4. Water softening services—Establishments primarily engaged in softening water by chemical treatment or other method.
5. Packaging and labeling services—Establishments primarily engaged in packaging and labeling products, on a contract or fee basis, in packages or other containers normally intended for retail distribution. Companies primarily engaged in packing, crating, and otherwise preparing goods for shipping are classified as transportation.
6. Miscellaneous business services, n.e.c.—Establishments primarily engaged in furnishing business services, not elsewhere classified.

Automotive Repair, Services, and Garages (SIC Major Group 75)

This group includes establishments primarily engaged in furnishing automotive repair, parking, rental, and other services to the general public. Similar facilities owned and operated by concerns for their own use and not available

to the general public are treated as auxiliary establishments of those concerns and are not included here. Automobile repair departments maintained by establishments engaged in the sale of new automobiles are classified in retail trade, as are gasoline service stations (where sales of merchandise (including fuel) exceed repair receipts). Automobile driving instruction is classified in SIC 8299.

Automotive rental and leasing, without drivers (SIC 751)—Establishments primarily engaged in daily or extended-term rental or leasing of passenger automobiles, trucks, truck tractors and trailers, and other automotive equipment without drivers. Establishments primarily engaged in renting automobiles with drivers are out of scope; those renting or leasing trucks with drivers are classified in SIC group 421; and those renting or leasing heavy construction and earth moving equipment are classified in SIC 7394. Establishments primarily engaged in finance leasing are classified in SIC major group 61.

For large geographic areas, data are presented for the following subdivisions of this classification:

1. Passenger car rental, without drivers (SIC 7512 Part)—Establishments primarily engaged in the short-term rental of passenger cars without drivers. Data for separate automotive rental offices or concessions (e.g., airport locations) in the same metropolitan area, for which a common fleet is maintained, are merged, and are not considered separate establishments.
2. Passenger car leasing, except finance leasing (SIC 7512 Part)—Establishments primarily engaged in extended-term leasing of passenger cars without drivers. These establishments may or may not provide maintenance of the vehicle as part of the lease contract.
3. Truck rental, without drivers (SIC 7513 Part)—Establishments primarily engaged in the short-term rental of trucks, truck tractors, or semitrailers without drivers.
4. Truck leasing, except finance leasing (SIC 7513 Part)—Establishments primarily engaged in extended-term leasing of trucks, truck tractors, or semitrailers without drivers. These establishments may or may not provide maintenance of the vehicle as part of the lease contract.
5. Utility trailer and recreational vehicle rental (SIC 7519)—Establishments primarily engaged in the rental (usually short term) of utility and house trailers and recreational vehicles.

Parking lots (SIC 7523)—Establishments primarily engaged in the temporary open air parking of automobiles, usually on an hourly, daily, or monthly basis. Establishments which are a combination of parking lot and structure are classified in SIC 7525. Excluded are municipal parking lots and lots operated by establishments or institutions primarily engaged in other activities, e.g., department stores, hospitals, restaurants. Valet parking is classified in SIC 7299.

Parking structures (SIC 7525)—Establishments primarily engaged in the temporary parking or live storage of automobiles within a structure. Long-time or dead storage of automobiles is not included. Establishments which are a combination of structure and lot are included in this classification. Excluded are municipal parking structures and structures operated by establishments or institutions primarily engaged in other activities, e.g., office buildings, apartment buildings, universities. Valet parking is classified in SIC 7299.

Top and body repair shops (SIC 7531)—Establishments primarily engaged in the repair of automotive tops, bodies, and interiors.

Tire retreading and repair shops (SIC 7534)—Establishments primarily engaged in repairing and retreading automotive tires. Establishments classified here may either retread customers' tires or retread tires for sale or exchange to the user or the trade.

Paint shops (SIC 7535)—Establishments primarily engaged in automotive painting and refinishing.

General automotive repair shops (SIC 7538)—Establishments primarily engaged in the general repair of automotive vehicles. Establishments primarily engaged in the specialized repair of individual engine components, not elsewhere classified, are classified in SIC 7539. Establishments primarily engaged in repair of motorcycles are classified in SIC 7699.

For large geographic areas, data are presented for the following subdivisions of this classification:

1. General automotive repair shops, except diesel.
2. Diesel repair shops.

Automotive repair shops, n.e.c. (SIC 7539)—Establishments primarily engaged in specialized automotive repair, not elsewhere classified, such as fuel service, brake relining, and exhaust system repair.

For large geographic areas, data are presented for the following subdivisions of this classification:

1. Auto electrical and fuel system services—Establishments primarily engaged in providing automotive engine tune-ups and in repairing automotive electrical systems and fuel components, including carburetors.
2. Radiator repair—Establishments primarily engaged in the repair and cleaning of automotive radiators.
3. Glass replacement and repair—Establishments primarily engaged in the repair and replacement of automotive glass.
4. Brake, front end, and wheel alignment—Establishments primarily engaged in relining, repairing, and adjusting automotive brakes; wheel alignment; and repairing and installing springs, axles, and shock absorbers.
5. Exhaust system services (muffler shops)—Establishments primarily engaged in the installation or

repair of automotive exhaust systems (mufflers). The sale of the mufflers or tailpipes is considered to be incidental to the installation of these products.

6. Transmission repair shops—Establishments primarily engaged in the repair of automotive transmissions. If transmissions are sold and installed, the sale of the transmission is considered incidental to the installation. If the transmissions are repaired on a factory basis, the establishment is classified in manufacturing.

7. Other automotive repair shops, n.e.c.—Establishments primarily engaged in specialized automotive repairs, not elsewhere classified, such as frame repair, piston ring service and repair, speedometer repair, heater and air-conditioning repair, etc.

Car washes (SIC 7542)—Establishments primarily engaged in washing cars (custom car wash) or furnishing facilities for the self-service washing of cars and trucks. Waxing and polishing are also classified here.

Other automotive services (SIC 7549)—Establishments primarily engaged in furnishing automotive services, not elsewhere classified, such as lubricating service, towing service, diagnostic service, undercoating service, inspection service, etc.

Miscellaneous Repair Services (SIC Major Group 76)

This group includes establishments primarily engaged in miscellaneous repair services, not elsewhere classified. Repair departments of retail dealers or manufacturers are not included unless operated as separate establishments and reported as such. This group does not include some repair services of which the more important are: automotive repair services, classified in SIC major group 75; garment and shoe repair, classified in major group 72; and computer maintenance and repair services, classified in SIC 7379. Excluded are ship and boat repair, and railroad repair shops which are included in the census of manufactures.

Radio and TV repair shops (SIC 7622)—Establishments primarily engaged in repairing radio and television sets; phonographs, high fidelity (hi-fi) or stereophonic equipment, and tape recorders; in installing and repairing television, amateur and citizens' band antennas; or in installing and servicing radio transmitting and receiving equipment in homes or offices, or in small boats, automobiles, or other vehicles. Establishments primarily engaged in selling radio and television sets are classified in retail trade. Repair departments of radio and television dealers are not included here unless operated and reported as separate establishments.

Refrigeration and air-conditioning repair shops (SIC 7623)—Establishments primarily engaged in servicing and repairing household and commercial electrical refrigerators and air-conditioning and refrigeration equipment.

Establishments primarily engaged in servicing and repairing gas refrigerators are classified in SIC 7699. Establishments primarily engaged in installing refrigeration and air-conditioning systems are classified in construction.

Electrical and electronic repair shops, n.e.c. (SIC 7629)—Establishments primarily engaged in the servicing and repair of electrical and electronic equipment and electrical appliances (washing machines, vacuum cleaners, irons, toasters, etc.), not elsewhere classified. Radio and television repair shops are classified in SIC 7622. Refrigeration repair shops are classified in SIC 7623. Electrical contractors and electrical shops engaged primarily in house wiring are included in construction. Armature rewinding and the repair of electric motors are classified in SIC 7694. Repair of computers and related equipment is classified in SIC 7379.

Watch, clock, and jewelry repair (SIC 763)—Establishments primarily engaged in the repair of watches, clocks, and jewelry.

Reupholstery and furniture repair (SIC 764)—Establishments primarily engaged in furniture reupholstering and repair. Establishments primarily engaged in selling upholstery materials, making slipcovers, draperies, etc., to order, or in upholstering new frames to individual order are classified in retail trade, as are establishments making furniture and cabinet work on a custom basis to individual order.

Welding repair (SIC 7692)—Establishments primarily engaged in repair work by welding. Automotive welding is classified here. Welding in connection with the manufacture of a product is classified as manufacturing. Welding contractors doing welding work on the construction site are classified in construction, SIC 1799.

Armature rewinding shops (SIC 7694)—Establishments primarily engaged in rewinding armatures and rebuilding or repairing electric motors. Establishments classified here may either repair customers' equipment or repair or rebuild for sale or exchange to users or to the trade. Establishments primarily engaged in the repair of electrical appliances are classified in SIC 7629.

Repair shops and related services, n.e.c. (SIC 7699)—Establishments primarily engaged in specialized repair services, not elsewhere classified, such as farm machinery and equipment repair; lawnmower, saw, knife, and tool sharpening and repair; bicycle repair; lock and gun repair; musical instrument repair; and the repair of typewriters and business machines. Repair services which involve primarily electrical or electronic equipment or components are classified in SIC 7629; however, primarily mechanical repair of electrically powered equipment, for example, electric sewing machine repair, is included here.

For large geographic areas, data are presented for the following subdivisions of this classification:

1. Farm machinery and equipment repair shops—Establishments primarily engaged in the repair of farm machinery and equipment.

2. Lawnmower, saw, knife, tool sharpening and repair—Establishments primarily engaged in sharpening and repairing lawnmowers, saws, knives, and tools.
3. Sewer and septic tank cleaning services—Establishments primarily engaged in cleaning or repairing sewers and septic tanks. Establishments which install septic tanks are classified in construction.
4. Other repair and related services, n.e.c.—Establishments primarily engaged in specialized repair services, not elsewhere classified, such as aircraft flight instrument repair (except electrical), blacksmith shops, bicycle repair, boiler repair, camera repair, dental instrument repair, furnace and chimney cleaning, gunsmith shops, key duplicating shops, motorcycle repair, musical instrument repair, taxidermists, typewriter repair, umbrella repair, and venetian blind repair.

Motion Pictures (SIC Major Group 78)

This group includes establishments producing and distributing motion pictures, exhibiting motion pictures in commercially operated theaters, and furnishing services to the motion picture industry. The term "motion pictures" includes similar productions for television or other media using film, tape, or other means.

Motion picture production, except for TV (SIC 7813)—Establishments primarily engaged in the production of motion pictures for exhibition other than for television. Establishments engaged in both production and distribution are included here.

Motion picture, tape production for TV (SIC 7814)—Establishments primarily engaged in the production of motion pictures and of tapes, including commercials, for television exhibition. Establishments engaged in both production and distribution are included here.

Services allied to motion picture production (SIC 7819)—Establishments primarily engaged in performing services independent of motion picture production, but allied thereto, such as motion picture film processing, editing, and titling. Also included are casting bureaus, wardrobe and studio property rental, rental and repair of cameras and other motion picture equipment, stock footage film libraries, and television tape services (editing, transfers, etc.).

Motion picture film exchanges (SIC 7823)—Establishments primarily engaged in renting films to exhibitors other than in the field of television. Establishments engaged in both distribution and production are included in SIC 7813.

Film or tape distribution for TV (SIC 7824)—Establishments primarily engaged in renting film or tape to exhibitors in the field of television. Establishments engaged in both distribution and production are in SIC 7814.

Services allied to motion picture distribution (SIC 7829)—Establishments primarily engaged in performing auxiliary services to motion picture distribution, such as film delivery service, film purchasing and booking agencies, and film libraries.

Motion picture theaters, except drive-in (SIC 7832)—Commercially operated conventional "four-wall" theaters primarily engaged in the indoor exhibition of motion pictures. Establishments primarily engaged in the commercial exhibition of motion pictures on an itinerant basis with portable projection and sound equipment are included here.

Drive-in motion picture theaters (SIC 7833)—Commercially operated theaters, commonly known as open-air or drive-in, primarily engaged in the outdoor exhibition of motion pictures.

Amusement and Recreation Services, Except Motion Pictures (SIC Major Group 79)

This group includes establishments primarily engaged in providing amusement, recreation, or entertainment on payment of a fee or admission charge, except motion pictures. Gambling businesses, where legal, are also included in this major group; however, combined gambling and lodging facilities with 25 guestrooms or more are classified in SIC 7011.

Dance halls, studios, and schools (SIC 791)—Establishments primarily engaged in operating public dance halls or ballrooms and dance studios and schools. The renting of dance halls or ballrooms to operators is classified as real estate and excluded from this census.

For large geographic areas, data are presented for the following subdivisions of this classification:

1. Public dance halls or ballrooms.
2. Dance schools, including children's and professional.

Theatrical producers (except motion pictures), bands, orchestras, and entertainers (SIC 792)—This classification includes the subgroups indicated below, shown separately for large geographic areas:

1. Producers of live theatrical productions (SIC 7922 Part)—Establishments primarily engaged in presenting live theatrical productions. Theaters which are normally rented to theatrical producers are classified as real estate operations and excluded from this census.
2. Producers of radio and TV shows, except tape (SIC 7922 Part)—Establishments primarily engaged in producing shows for presentation on radio, television, in night clubs, etc.
3. Artists' and entertainers' managers or agents, concert bureaus, booking agents (SIC 7922 Part)—Establishments primarily engaged in representing performers and producers for a fee or commission.

4. Other theatrical services (SIC 7922 Part)—Businesses engaged in theatrical services, not elsewhere classified, such as ticket agencies; theatrical, television, and radio employment agencies; theatrical equipment rental and design; lighting; etc.

5. Dance groups and artists (SIC 7929 Part)—Companies, groups, and artists primarily engaged in the presentation of ballet; modern, folk, or ethnic dance; and similar dance presentations.

6. Symphony orchestras, opera companies, and chamber music organizations (SIC 7929 Part)—Symphony orchestras, opera companies, and chamber music organizations (including chamber orchestras) organized for the presentation of their musical specialty.

7. Other music and entertainment presentations (SIC 7929 Part)—Dance and stage bands, orchestras (except symphony or chamber), combos, quintets, soloists, and similar musical organizations, groups, and artists, as well as other entertainers operating on a contract or fee basis for restaurants, night clubs, radio and television, etc. Also included are promoters of a variety of entertainment.

Billiard and pool establishments (SIC 7932)—Establishments primarily engaged in providing facilities for playing billiards and pool.

Bowling alleys (SIC 7933)—Establishments primarily engaged in providing facilities for bowling.

Professional sports clubs, managers, promoters (SIC 7941)—Operators and promoters of professional and semi-professional athletic clubs, promoters of athletic events, and managers of individual professional athletes. Receipts of such establishments do not include revenue from radio or television broadcasts, from sales of players, from concession operators, or from noncustomer sources. Establishments primarily engaged in renting stadiums and athletic fields to sports promoters and clubs are classified as real estate.

For large geographic areas, data are presented for the following subdivisions of this classification:

1. Baseball clubs.
2. Football clubs.
3. Other professional sports clubs.
4. Managers and promoters.

Racing, including track operation (SIC 7948)—Promoters and participants in racing activities, including race track operators, operators of racing stables, jockeys, race horse trainers, and race car owners and operators. Establishments which own race tracks, but do not engage in promotion of racing events, are classified in real estate and are not included in the censuses. Stables and kennels primarily engaged in the breeding or boarding of horses and dogs are classified in agriculture.

For large geographic areas, data are presented for the following subdivisions of this classification:

1. Auto race track operation.
2. Horse race track operation.
3. Dog race track operation.
4. Racing stables and racing, n.e.c.

Public golf courses (SIC 7992)—Establishments privately operated and primarily engaged in the operation of golf courses open to the public on a fee basis. Municipally owned and operated golf courses are not included. Membership golf and country clubs are included in SIC 7997. Miniature golf courses and golf driving ranges are classified in SIC 7999.

Coin-operated amusement device operators (SIC 7993)—Establishments primarily engaged in operating coin-operated amusement devices either in their own or in other places of business. Such amusement machines include juke boxes, pinball machines, mechanical games, slot machines (where legal), and similar types of amusement equipment. Amusement arcades or parlors are also included. Establishments primarily engaged in rental of such devices are classified in SIC 7394.

Amusement parks (SIC 7996)—Establishments known as amusement parks, theme parks, kiddie parks, etc., which group together a number of attractions such as mechanical rides, amusement devices, refreshment stands, picnic grounds, etc. Individual ride operators or concessionaires operating within the park are classified in SIC 7999. Carnivals operating without a fixed exhibition site are also classified in SIC 7999. Owners of the grounds who do not operate the amusement park are classified in real estate.

Membership sports and recreation clubs (SIC 7997)—Sports and recreation clubs which maintain facilities restricted to use by members and their guests. Country, golf, tennis, yacht, and swimming clubs are included in this industry. Such establishments are classified here regardless of the proportion of receipts derived from food or liquor sales. Health clubs are classified in SIC 7299. Membership organizations engaged in civic, social, or fraternal activities are classified in SIC 864.

Amusement and recreation services, n.e.c. (SIC 7999)—Establishments primarily engaged in the operation of sports, amusement, and recreation services, not elsewhere classified, such as bathing beaches, swimming pools, riding academies and schools, etc. Membership sports and recreation clubs not open to the general public are classified in SIC 7997.

For large geographic areas, data are presented for the following subdivisions of this classification:

1. Concession operators of amusement devices and rides—Concession operators of mechanical rides or of amusement devices in amusement parks, carnivals, circuses, or fairs; or operators of independently operated rides or devices of this type.

2. Carnivals and circuses—Establishments operating a group of amusement, service, and/or retail units and generally known as carnivals, which do not have any fixed exhibition site; or companies engaged in the operation of circuses having acrobatic and animal shows and individual circus acts. Side shows are included here.

3. Fairs—Establishments primarily engaged in arranging and operating the exhibitions and related activities usually associated with county or State fairs. Carnivals and side shows which may be part of the fair, but which are independently owned and operated, are included in the subgroup, "Carnivals and circuses." Other amusement device concessions independently owned and operated are included in the subgroup "Concession operators of amusement devices and rides."

4. Commercial museums, art galleries, and botanical and zoological gardens—Museums, art exhibitors, and botanical and zoological gardens which are supported primarily by admission charges. Commercial art galleries or art dealers primarily selling to the general public are classified in retail trade, SIC 5999. Museums, art galleries, and botanical and zoological gardens supported primarily by contributions, grants, etc., are classified in SIC major group 84.

5. Roller skating rinks—Establishments primarily engaged in operating rinks for roller skating open to the general public for a fee.

6. Ice skating rinks—Establishments primarily engaged in operating rinks for ice skating open to the general public for a fee.

7. Other amusement and recreation services, n.e.c.—Establishments primarily engaged in the commercial operation of sports, amusement, and recreation services, not elsewhere classified. Included are establishments engaged in instruction for sports or recreation, such as baseball, bridge, golf, judo, karate, skiing, swimming, tennis, etc. It also includes establishments renting articles for amusement and recreation, such as beach chairs and accessories, bicycles, golf carts, small boats and canoes, saddle horses, etc.

Other establishments in this classification include commercially operated athletic clubs or gymnasiums, bathing beaches, domino parlors, gambling establishments (where legal), golf driving ranges, miniature golf, riding academies and stables, shooting galleries, slot-car tracks, ski lifts, day camps, and establishments engaged in the commercial operation of swimming pools open to the general public for a fee. Municipally operated golf courses and swimming pools are excluded from this census. Privately owned tourist attractions, such as natural wonders or manmade exhibits, are included.

Health Services, Except Hospitals (SIC Major Group 80, except 806)

This grouping includes establishments primarily engaged in furnishing medical, surgical, and other health services

to persons. Associations or groups primarily engaged in providing medical or other health services to members are included, but those which only provide insurance covering hospitalization or medical costs are classified in Insurance (major group 63).

Health care facilities were primarily coded based on self-designation. Where multiple levels of care were indicated, but were not apparently separate operations, the facility was generally classified based on the highest level of care provided. Veterinarians are classified in Veterinary services (SIC group 074) and are out of scope. Hospitals (SIC 806) are excluded from the 1982 Census of Service Industries.

Offices of physicians (SIC 801)—Establishments of licensed practitioners having the degree of M.D. or equivalent and engaged in the practice of general or specialized medicine and surgery. Establishments, such as group clinics, in which a group of physicians is associated for the purpose of practicing the profession, are included here. Clinics not owned by physicians are classified in Outpatient care facilities (SIC 808). Osteopathic physicians are classified in SIC 803.

Associations of physicians formed solely for the sharing of expenses (including payroll) and facilities, and not for the purpose of jointly practicing their profession, are also included here. Receipts are not applicable for these associations since their operations are funded by reimbursements from member firms, and not considered operating receipts for medical services provided; neither are such entities tabulated as separate operating establishments. However, their payroll and employment data are included in statistics presented for this category.

Offices of dentists (SIC 802)—Establishments of licensed practitioners having the degree of D.D.S. (or D.D. Sc.) or D.M.D. and engaged in the practice of general or specialized dentistry, including dental surgery. Associations of dentists formed for the sharing of expenses are also included (see SIC 801 for treatment of such associations).

Offices of osteopathic physicians (SIC 803)—Establishments of licensed practitioners having the degree D.O. and engaged in the practice of general or specialized osteopathic medicine.

Offices of chiropractors (SIC 8041)—Establishments of licensed practitioners engaged in the practice of chiropraxis.

Offices of optometrists (SIC 8042)—Establishments of licensed practitioners engaged in the practice of optometry. Establishments where receipts are primarily from the sale of optical goods prescribed as a result of eye examinations performed at another establishment are classified in Miscellaneous retail stores, n.e.c. (SIC 5999).

Offices of health practitioners, n.e.c. (SIC 8049)—Establishments of licensed health practitioners engaged in practice in health fields, not elsewhere classified, such as acupuncturists, chiropodists, midwives, nutritionists, occupational therapists, and psychologists.

Skilled nursing care facilities (SIC 8051)—Establishments primarily engaged in providing care and treatment for patients who require continuous health care with inpatient beds, but not hospital services. These establishments must have an organized medical staff, including physician services, and continuous nursing services. Included here are extended care facilities, as well as other types of continuous nursing care facilities.

Nursing and personal care facilities, n.e.c. (SIC 8059)—Establishments primarily engaged in providing some nursing and health-related personal care with inpatient beds, but not continuous nursing services. These establishments have at least one shift with a licensed or registered nurse to provide routine health care and observation. Included are rest homes, convalescent homes, and other institutions where health care is a major element. Residential facilities, such as homes for the retarded and aged, which provide personal care, but where health care is incidental, are classified in Residential care (SIC 836).

Medical laboratories (SIC 8071)—Establishments primarily engaged in providing professional, analytic, or diagnostic services to the medical profession or to the patient as prescribed by a physician. Laboratories engaged in the manufacture of medical or pharmaceutical products are included in the census of manufactures. Laboratories engaged in medical research are classified in Research and development laboratories (SIC 7391) or Noncommercial educational, scientific, and research organizations (SIC 892).

Dental laboratories (SIC 8072)—Establishments primarily engaged in making dentures and artificial teeth to order for the dental profession. The manufacture of teeth other than to order is classified in manufacturing.

Outpatient care facilities (SIC 808)—Establishments primarily engaged in outpatient care with permanent facilities and with medical services to provide diagnosis, treatment, or both for patients who are ambulatory and do not require inpatient care. Associations or groups formed primarily to provide medical or other health services to their members, and which themselves provide these services, are included. Health care programs which contract out the provision of services are classified in Accident and health insurance (SIC 6321) and are out of scope of the census. Included in this industry are alcoholism treatment clinics, family planning clinics, health maintenance organizations (HMO's), kidney treatment centers, medical clinics (not owned by licensed health practitioners), physical therapy clinics, and rehabilitation centers (medical treatment).

Health and allied services, n.e.c. (SIC 809)—Establishments primarily engaged in rendering health and allied services, n.e.c., such as blood banks, blood donor stations, childbirth preparation classes, medical photography and art, oxygen tent services, and visiting nurse associations. Establishments of registered or practical nurses in independent practice are classified in Offices of health practitioners, n.e.c. (SIC 8049). Ambulance services are classified in Local passenger transportation, n.e.c. (SIC 4119) and are out of scope.

Legal Services (SIC Major Group 81)

This major group includes establishments engaged in offering legal advice or legal services, the head or heads of which are members of the bar. Associations of lawyers formed solely for the sharing of expenses (including payroll) and not for the purpose of jointly practicing their profession are also included. Receipts are not applicable for these associations since their operations are funded by reimbursements from member firms, and not considered operating receipts for legal services provided. Neither are such entities considered separate operating establishments; however, their payroll and employment data are included in statistics presented for this category. Nonprofit legal services (including legal aid societies) are classified here.

Selected Educational Services (SIC's 823, 824, 829)

This grouping includes establishments furnishing formal academic or technical courses, correspondence schools, commercial and trade schools, and libraries. Elementary and secondary schools; colleges, universities, and professional schools; and junior colleges and technical institutes are out of scope of the census.

Libraries and information centers (SIC 823)—Establishments primarily engaged in lending books (free or fixed charge) and disseminating information to the general public, such as circulating libraries and centers for documentation.

Correspondence schools (SIC 8241)—Establishments primarily engaged in furnishing educational courses by mail. Offices maintained by such schools for the sale of correspondence courses are classified as auxiliary establishments and are not included here.

Data processing schools (SIC 8243)—Establishments primarily engaged in offering data processing courses in programming and in computer and peripheral equipment operation, including keypunch operation.

Business and secretarial schools (SIC 8244)—Establishments primarily engaged in offering courses in business machines operation (except data processing), office procedures, and secretarial and stenographic skills.

Vocational schools, except vocational high schools, n.e.c. (SIC 8249)—Establishments primarily engaged in offering specialized trade or commercial courses, not elsewhere classified, but not academic training. This industry includes apprentice training, aviation schools, commercial art schools, and practical nursing schools. Schools for the instruction of beauticians are classified in SIC 723; and barber schools in SIC 724.

Schools and educational services, n.e.c. (SIC 829)—Specialized nondegree granting schools, not elsewhere

classified, such as music schools, drama schools, language schools, and civil service and other short-term examination preparatory schools. Vocational counseling (excluding rehabilitation) is also included here. Educational testing is included in Management, consulting, and public relations services (SIC 7392).

Social Services (SIC Major Group 83)

This major group includes establishments providing social services and rehabilitation services to those persons with social or personal problems requiring special services, and to the handicapped and the disadvantaged. Also included are organizations soliciting funds to be used directly for these and related services, as well as community development and planning agencies.

Individual and family social services (SIC 832)—Establishments primarily engaged in providing one or more of a variety of individual and family social, counseling, welfare, or referral services, including refugee, disaster, and temporary relief services. This industry also includes offices of specialists providing counseling and referral services and settlement houses, neighborhood centers, and senior citizens' centers. Organizations engaged in community improvement, neighborhood development, or social change are classified in Social services, n.e.c. (SIC 839).

Job training and vocational rehabilitation services (SIC 833)—Establishments primarily engaged in providing training and vocational rehabilitation services for the unemployed, the underemployed, the handicapped, and to persons who have a job market disadvantage because of lack of education, job skill or experience, skill obsolescence, or personal characteristics or problems. Included are upgrading and job development services, skill training, world-of-work orientation, and vocational rehabilitation counseling. Also included are establishments primarily engaged in providing work experience for rehabilitees, as well as offices of specialists providing rehabilitation and job counseling.

Child day care services (SIC 835)—Establishments primarily engaged in care of infants or children, or in providing prekindergarten education where medical care or delinquency correction is not a major element. These establishments may or may not have substantial educational programs. Establishments providing babysitting services are classified in Miscellaneous personal services (SIC 7299).

Residential care (SIC 836)—Establishments primarily engaged in the provision of residential social and personal care for children, the aged, and special categories of persons with some limits on ability for self-care, but where medical care is not a major element. Included here are group foster homes; halfway group homes; homes for the retarded, the aged, the deaf, and blind; juvenile correctional homes; and rehabilitation (residential) centers.

Social services, n.e.c. (SIC 839)—Establishments primarily engaged in providing social services, not elsewhere classified, including community improvement, social change, and neighborhood development. Also included are organizations primarily engaged in soliciting contributions on their own account and administering appropriations and allocating funds among other agencies engaged in social welfare services; establishments primarily engaged in the prevention of criminal or antisocial behavior; and regional planning agencies. Establishments which raise funds on a fee basis are classified in Business services, n.e.c. (SIC 7399). Civic, social, fraternal and political organizations are included in Major Group 86, Membership Organizations.

Philanthropic trusts and foundations are out of scope and classified in Major Group 67, Holding and Other Investment Offices, unless they are actually engaged in providing social welfare services.

Noncommercial Museums, Art Galleries, and Botanical and Zoological Gardens (SIC Major Group 84)

This major group includes museums, art galleries, and botanical and zoological gardens, which are not operated commercially. Funding of these establishments is not primarily from admission charges. These establishments are of historical, educational, or cultural interest.

Noncommercial museums and art galleries (SIC 8411)—Establishments primarily engaged in noncommercial operation of museums and art galleries. Historical, cultural, and educational societies whose functions are primarily providing attractions for the public (funded primarily through contributions and grants) are included here. Establishments primarily operating museums and art galleries commercially (funded primarily from admissions) are included in Amusement and recreation services, n.e.c. (SIC 7999). Art galleries or art dealers primarily selling to the general public are classified in retail trade.

Noncommercial arboreta, botanical and zoological gardens (SIC 8421)—Establishments primarily engaged in the noncommercial operation of arboreta and botanical and zoological gardens. Establishments primarily operating commercial exhibits (funded primarily from admissions) are included in Amusement and recreation services, n.e.c. (SIC 7999).

Selected Membership Organizations (SIC's 861, 862, 864, 869)

This grouping includes organizations operating on a membership basis for the promotion of the interests of the members. Also included are organizations which are not operated on a membership basis, but for the promotion of the interests of a constituency or group of supporters. This grouping does not include establishments operated by membership organizations which are elsewhere classified, such as hotels open to the general public, golf and country clubs, fraternity and sorority houses, and credit unions.

Establishments of religious organizations operated for worship or for promotion of religious activities, such as churches, convents, religion schools and missions, are classified in Religious organizations (SIC 866) and are out of scope of the census. Also excluded are Labor unions and similar labor organizations (SIC 863) and Political organizations (SIC 865).

Business associations (SIC 861)—Membership organizations engaged in promoting business interests of their members, such as better business bureaus, boards of trade, chambers of commerce, industrial standards committees, merchants associations, real estate boards, and trade associations. Farmers' cooperative marketing associations are classified in wholesale trade. Security and commodity exchanges are classified in SIC 623 and are out of scope. Civic and social businessmen's clubs are included in Civic, social, and fraternal organizations (SIC 864).

Professional membership organizations (SIC 862)—Membership organizations of professional persons for the advancement of the interests of their profession, such as bar associations, engineering associations, and scientific membership organizations.

Civic, social, and fraternal associations (SIC 864)—Membership organizations engaged in civic, social, or fraternal activities, such as alumni associations, citizens' associations, fraternities, scout organizations, singing societies, university clubs, veterans' organizations, youth associations, consumer education and public advocacy groups (except organizations primarily engaged in research). Bars and restaurants owned and operated by organizations, for members and guests only, are also classified here. Hotels and lodging houses operated by organizations for members and their guests, including fraternity and sorority houses, are classified in Organization hotels and lodging houses, on membership basis (SIC 704). Membership sports and recreation clubs are classified in SIC 7997.

Membership organizations, n.e.c. (SIC 869)—Membership organizations, not elsewhere classified, such as athletic regulatory associations, automobile owners' associations, farm bureaus, historical clubs, and humane societies.

Miscellaneous Services (SIC Major Group 89)

This major group includes establishments engaged in performing services, not elsewhere classified, such as those rendered by engineers, architects, surveyors, accountants, artists, lecturers, and writers, and establishments primarily engaged in noncommercial educational, scientific, and other general welfare research activities.

Engineering, architectural, and surveying services (SIC 891)—Establishments primarily performing professional services in the fields of architecture, engineering, and land

surveying. Graphic arts and related design are classified in SIC 7333; drafting services, in SIC 7399; systems engineering or design (not computer related), in SIC 7392; and computer related systems engineering or design, in SIC 7372. Establishments primarily engaged in construction contracting are classified in construction. Landscape architects are classified in agricultural services.

For large geographic areas, data are presented for the following subdivisions of this classification:

1. Architectural services.
2. Engineering services.
3. Surveying services.


Noncommercial educational, scientific, and research organizations (SIC 892)—Establishments primarily engaged in noncommercial research into and dissemination of information for public health, education, or general welfare, such as archaeological expeditions, educational research, medical research, and research institutes. Establishments included here operate primarily on funds from endowments, contributions, and grants. Establishments primarily engaged in physical research on a contract or fee (commercial) basis are included in Research and development laboratories (SIC 7391), and those primarily engaged in nonphysical research on a commercial basis are included in Management, consulting, and public relations services (SIC 7392).

Accounting, auditing, and bookkeeping services (SIC 893)—Establishments primarily engaged in furnishing accounting, auditing, or bookkeeping services. Such establishments may, as part of providing such service, use

data processing and tabulation techniques, although those techniques do not qualify as primary activities. Establishments primarily providing income tax preparation services for individuals without accounting, auditing, and bookkeeping services are classified in Miscellaneous personal services (SIC 7299).

Services, n.e.c. (SIC 899)—Establishments primarily providing services, not elsewhere classified, such as artists (excluding commercial and medical artists), authors, scientific consultants (working on their own account), inventors, lecturers, music arrangers, newspaper columnists, radio commentators, song writers, weather forecasters, and writers. Establishments primarily providing commercial art services are classified in Commercial photography, art, and graphics (SIC 7333); writers of advertising copy who also place advertising with the media are classified in Advertising agencies (SIC 7311); business and management consultants are classified in Management, consulting and public relations services (SIC 7392), engineering consultants in Engineering, architectural, and surveying services (SIC 891); computer consulting in Computer related services, n.e.c. (SIC 7379); and advertising consulting in Advertising agencies (SIC 7311).

There is evidence that among small employer establishments (for which kind-of-business information is obtained from administrative records), many service establishments are classified incorrectly in this industry because there is insufficient information to determine the correct kind-of-business classification. Therefore, the published data probably overstate the number of establishments and level of activity for this category.



APPENDIX B.

General Questions



U.S. DEPARTMENT OF COMMERCE
BUREAU OF THE CENSUS
FORM

1982 CENSUS OF SERVICE INDUSTRIES

O.M.B. APPROVAL NO. 0607-0383 EXPIRES 11/84

NOTICE - Response to this inquiry is required by law (title 13, U.S. Code). By the same law, your report to the Census Bureau is confidential. It may be seen only by sworn Census employees and may be used only for statistical purposes. The law also provides that copies retained in your files are immune from legal process.

Please complete this form and RETURN TO
BUREAU OF THE CENSUS
 1201 East Tenth Street
 Jeffersonville, Indiana 47134

DUE DATE: FEBRUARY 15, 1983

If you cannot file by the due date, a time extension request should be sent to the above address; please include your 11-digit Census File Number (CFN).

Note - Please read the accompanying instructions before answering the questions.

In correspondence pertaining to this report please refer to this Census File Number (CFN)

Employer Identification (EI) Number

Please correct errors in name, address, and ZIP code. ENTER street and number if not shown.

Item 1 - EMPLOYER IDENTIFICATION NUMBER
 Is the Employer Identification (EI) Number shown in the label the SAME as that used for this establishment on its latest 1982 Employer's Quarterly Federal Tax Return, Treasury Form 941?

094 1 YES 2 NO - Enter current EI No. _____
 (9 digits)

Item 4 - ORGANIZATIONAL STATUS
 Mark (X) the ONE box which best describes this establishment during 1982.

003 1 Individual proprietorship 0 Corporation
 2 Partnership 9 Other - Specify _____
 5 Government - Specify _____

Item 2 - PHYSICAL LOCATION OF ESTABLISHMENT
 Answer items a, b, c, and d
NOTE: P.O. boxes or rural routes are not physical locations.

a. Same as shown in mailing label. If different, indicate change.

NUMBER AND STREET _____
 CITY TOWN VILLAGE ETC STATE ZIP CODE _____

Item 5 - TAX STATUS

a. Is this establishment operated on a not-for-profit basis?
 005 1 YES 2 NO - SKIP to item 6

b. Was all or part of the income of this establishment or organization exempt from Federal income taxes under section 501 or 521 of the Internal Revenue Code?
 004 1 YES 2 NO

b. Is this establishment physically located inside the legal boundaries of the city, town, village, etc.?
 095 1 YES 2 NO 3 No legal boundaries 4 Don't know

c. Type of municipality where physically located
 096 1 City, village, 2 Town or township 3 Other or don't know

d. Name of county where physically located _____

HOW TO REPORT DOLLAR FIGURES

Value figures may be reported in dollars or rounded to thousands.
 Example: If a figure is \$1,125,628, report either **1,126** (Preferred) or **1,125,628** (Acceptable)

Mil- lions (000)	Thou- sands (000)	Dol- lars (000)
1	126	
1	125	628

Item 3 - OPERATIONAL STATUS

a. How many months during 1982 did this firm or organization actively operate this establishment?
 Number of months: 002 _____

b. Mark (X) the ONE box which best describes this establishment at the end of 1982.

001 1 In operation
 2 Temporarily or seasonally inactive
 3 Ceased operation - Give date _____
 4 Sold or leased to another operator - Give date at right AND enter name, etc., below

Figures only: Month Day Year _____

NAME OF NEW OWNER OR OPERATOR _____
 NUMBER AND STREET _____
 CITY STATE ZIP CODE _____

Item 6 - DOLLAR VOLUME

	Mil.	Thou.	Dol.
If the answer to item 5b was "YES," skip to part b. otherwise, complete part a and skip to item 7.	010		
a. OPERATING RECEIPTS of taxable establishments in 1982			
b. REVENUE and EXPENSES of tax-exempt establishments	010		
(1) REVENUE in 1982			
(2) EXPENSES in 1982 (including payroll)	040		

Item 7 - PAYROLL AND EMPLOYMENT

	Mil.	Thou.	Dol.
a. Payroll in 1982, before deductions	030		
(1) Total ANNUAL payroll			031
(2) FIRST QUARTER payroll			
b. Employment in 1982			Number
Number of paid employees for the pay period including March 12, 1982. (Include both full- and part-time employees.)		032	

Item 8 - KIND OF BUSINESS OR ACTIVITY
 Mark (X) the ONE box which best describes the activity that accounted for this establishment's MAJOR portion of receipts or revenue in 1982.
 (Categories appropriate to individual form)

PENALTY FOR FAILURE TO REPORT

CONTINUE ON PAGE 2

(Items 9 through 15 (where applicable) vary by form and contain questions on data such as sources of receipts, hotel rooms, laundry equipment, exported services, theater capacity, and personnel and payroll by type.)

The following items represent the last three items (although item numbers vary) used on all forms.

NOTE Answer item 13 only if your Census File Number (CFN), shown in the address label of this report form, begins with a zero.

Item 13 - OWNERSHIP, CONTROL, AND LOCATIONS OF OPERATION

a. Is this establishment owned or controlled by another entity? 097 1 YES → 2 NO

ENTER OWNING OR CONTROLLING ENTITY NAME, ADDRESS, AND ZIP CODE

EI No. (9 digits) [] [] [] - [] [] [] [] [] [] []

b. Does this establishment own or control any other entity or entities? 098 1 YES → 2 NO

ENTER OWNED OR CONTROLLED ENTITY NAME, ADDRESS, AND ZIP CODE

EI No. (9 digits) [] [] [] - [] [] [] [] [] [] []

c. How many establishments were operated under the EI Number shown in the address label (or as corrected in item 1) at the end of 1982? → 079 Number

If more than one, provide the physical location address and other information indicated below for each establishment. Continue with same format in item 14 (or attach a separate sheet) if necessary.

1	NAME, ADDRESS, AND ZIP CODE	1982	Mil.	Thou.	Dol.
		Receipts or revenue	081		
KIND-OF-BUSINESS DESCRIPTION	Annual payroll	082			
	Census use	088			

2	NAME, ADDRESS, AND ZIP CODE	1982	Mil.	Thou.	Dol.
		Receipts or revenue	081		
KIND-OF-BUSINESS DESCRIPTION	Annual payroll	082			
	Census use	088			

Item 14 - REMARKS - Please use this space for any explanations that may be essential in understanding your reported data.

Item 15 - CERTIFICATION - This report is substantially accurate and has been prepared in accordance with instructions.

Name of person to contact regarding this report - <i>Print or type</i>				Period covered by this report →	FROM: Mo. Year	TO: Mo. Year
Telephone →	Area code	Number	Extension	Signature of authorized person	Date	

FORM

U.S. GOVERNMENT PRINTING OFFICE 1982-559-111/33

APPENDIX C.

Kind-of-Business Titles and Reporting-Form Numbers

Listed below are service industries kind-of-business titles and their corresponding reporting-form numbers. Requests for copies of any of these forms, including the inquiries used to classify establishments by kind of business, should be directed to the Business Division, Bureau of the Census, Washington, D.C. 20233.

SIC code	Title	Reporting form CB-	SIC code	Title	Reporting form CB-
70	HOTELS, ROOMING HOUSES, CAMPS, AND OTHER LODGING PLACES		73	BUSINESS SERVICES--Con.	
7011 pt.	Hotels, 25 guestrooms or more.....	7001	7392 pt.	Management and administrative services.....	7306
7011 pt.	Hotels, less than 25 guestrooms.....	7001	7392 pt.	Public relations services.....	7306
7011 pt.	Motels, tourist courts.....	7001	7392 pt.	Management consulting services.....	7306
7011 pt.	Motor hotels.....	7001	7392 pt.	Economic and sociological research.....	7306
702	Rooming and boarding houses.....	7002	7392 pt.	Consulting services, n.e.c.....	7306
7032	Sporting and recreational camps.....	7002	7393 pt.	Detective agencies and guard services.....	7308
7033	Trailer parks and camp sites for transients....	7002	7393 pt.	Armored car services.....	7308
704	Organization hotels and lodging houses, on membership basis.....	7002	7393 pt.	Burglar and fire alarm systems.....	7308
72	PERSONAL SERVICES		7394 pt.	Equipment rental.....	7307
7211	Power laundries, family and commercial.....	7201	7394 pt.	Equipment leasing, except finance leasing.....	7307
7212	Garment pressing and agents for laundries and dry cleaners.....	7201	7394 pt.	Leasing and rental of heavy construction equipment without operators.....	7307
7213	Linen supply.....	7201	7394 pt.	Rental of heavy construction equipment with operators.....	7307
7214	Diaper service.....	7201	7395	Photofinishing laboratories.....	7303
7215 pt.	Coin-operated laundries and dry-cleaning stores....	7201	7396	Trading stamp services (sales offices).....	7308
7215 pt.	Coin-operated laundry machine routes.....	7201	7397	Testing laboratories and facilities.....	7305
7216	Dry-cleaning plants, except rug cleaning.....	7201	7399 pt.	Sign painting shops.....	7308
7217	Carpet and upholstery cleaning.....	7201	7399 pt.	Interior designing.....	7308
7218	Industrial launderers.....	7201	7399 pt.	Telephone answering services.....	7308
7219	Laundry and garment services, n.e.c.....	7201	7399 pt.	Water softening services.....	7308
722	Photographic studios, portrait.....	7303	7399 pt.	Packaging and labeling services.....	7308
723	Beauty shops.....	7203	7399 pt.	Miscellaneous business services, n.e.c.....	7308
724	Barber shops.....	7203	75	AUTOMOTIVE REPAIR, SERVICES, AND GARAGES	
725	Shoe repair, shoe shine, and hat-cleaning shops....	7203	7512 pt.	Passenger car rental, without drivers.....	7501
726	Funeral service and crematories.....	7202	7512 pt.	Passenger car leasing, except finance leasing.....	7501
729 pt.	Reducing salons and health clubs, except resorts....	7203	7513 pt.	Truck rental, without drivers.....	7501
729 pt.	Tax preparation services.....	7203	7513 pt.	Truck leasing, except finance leasing.....	7501
729 pt.	Other personal services, n.e.c.....	7203	7519	Utility trailer and recreational vehicle rental....	7501
73	BUSINESS SERVICES		7523	Parking lots.....	7502
7311	Advertising agencies.....	7301	7525	Parking structures.....	7502
7312	Outdoor advertising services.....	7301	7531	Top and body repair shops.....	7503
7313	Radio, TV, publishers' advertising representatives....	7301	7534	Tire retreading and repair shops.....	7503
7319	Advertising, n.e.c.....	7301	7535	Paint shops.....	7503
732 pt.	Adjustment and collection agencies.....	7302	7538 pt.	General automotive repair shops, except diesel....	7503
732 pt.	Mercantile reporting agencies.....	7302	7538 pt.	Diesel repair shops.....	7503
732 pt.	Consumer credit reporting agencies.....	7302	7539 pt.	Auto electrical and fuel system services.....	7503
7331	Direct mail advertising services.....	7308	7539 pt.	Radiator repair.....	7503
7332	Blueprinting and photocopying services.....	7308	7539 pt.	Glass replacement and repair.....	7503
7333 pt.	Commercial photography.....	7303	7539 pt.	Brake, front end, and wheel alignment.....	7503
7333 pt.	Commercial art.....	7303	7539 pt.	Exhaust system services (muffler shops).....	7503
7333 pt.	Graphic arts and related design and commercial photography, n.e.c.....	7303	7539 pt.	Transmission repair shops.....	7503
7339	Stenographic services; and reproduction services, n.e.c.....	7308	7542	Other automotive repair shops, n.e.c.....	7503
7341	Window cleaning.....	7308	7549	Car washes.....	7503
7342	Disinfecting and exterminating services.....	7308	76	MISCELLANEOUS REPAIR SERVICES	
7349	Cleaning and maintenance services, n.e.c.....	7308	7622	Radio and TV repair shops.....	7600
735	News syndicates.....	7308	7623	Refrigeration and air-conditioning repair shops.....	7600
7361	Employment agencies.....	7308	7629	Electrical and electronic repair shops, n.e.c.....	7600
7362 pt.	Office help supply services.....	7308	763	Watch, clock, and jewelry repair.....	7600
7362 pt.	Help supply, except office workers.....	7308	764	Reupholstery and furniture repair.....	7600
7369	Facilities management services.....	7308	7692	Welding repair.....	7600
7372	Computer programming and other software services...	7304	7694	Armature rewinding shops.....	7600
7374 pt.	Data processing services, except facilities management.....	7304	7699 pt.	Farm machinery and equipment repair shops.....	7600
7374 pt.	Computer facilities management.....	7304	7699 pt.	Lawnmower, saw, knife, tool sharpening and repair.....	7600
7379	Computer related services, n.e.c.....	7304	7699 pt.	Sewer and septic tank cleaning services.....	7600
7391	Research and development laboratories.....	7305	7699 pt.	Other repair and related services, n.e.c.....	7600

SIC code	Title	Reporting form CB-	SIC code	Title	Reporting form CB-
78	MOTION PICTURES		80	HEALTH SERVICES, EXCEPT HOSPITALS--Con.	
7813	Motion picture production, except for TV.....	7801	8051	Skilled nursing care facilities.....	8004
7814	Motion picture, tape production for TV.....	7801	8059	Nursing and personal care facilities, n.e.c.....	8004
7819	Services allied to motion picture production.....	7802	8071	Medical laboratories.....	8003
7823	Motion picture film exchanges.....	7801	8072	Dental laboratories.....	8003
7824	Film or tape distribution for TV.....	7801	808	Outpatient care facilities.....	8004
7829	Services allied to motion picture distribution.....	7802	809	Health and allied services, n.e.c.....	8004
7832	Motion picture theaters, except drive-in.....	7803			
7833	Drive-in motion picture theaters.....	7803	81	LEGAL SERVICES	
79	AMUSEMENT AND RECREATION SERVICES, EXCEPT MOTION PICTURES		81 pt.	Offices of lawyers.....	8100
			81 pt.	Legal aid societies and similar legal services.....	8100
791 pt.	Public dance halls or ballrooms.....	7905			
791 pt.	Dance schools, including children's and professionals'.....	7905	823, 4, 9	SELECTED EDUCATIONAL SERVICES	
7922 pt.	Producers of live theatrical productions.....	7901	823	Libraries and information centers.....	8200
7922 pt.	Producers of radio and TV shows, except tape.....	7901	8241	Correspondence schools.....	8200
7922 pt.	Artists' and entertainers' managers or agents, concert bureaus, booking agents.....	7901	8243	Data processing schools.....	8200
7922 pt.	Other theatrical services.....	7901	8244	Business and secretarial schools.....	8200
7929 pt.	Dance groups and artists.....	7901	8249	Vocational schools, except vocational high schools, n.e.c.....	8200
7929 pt.	Symphony orchestras, opera companies, and chamber music organizations.....	7901	829	Schools and educational services, n.e.c.....	8200
7929 pt.	Other music and entertainment presentations.....	7901	83	SOCIAL SERVICES	
7932	Billiard and pool establishments.....	7902	832	Individual and family social services.....	8300
7933	Bowling alleys.....	7902	833	Job training and vocational rehabilitation services.....	8300
7941 pt.	Baseball clubs.....	7902	835	Child day care services.....	8300
7941 pt.	Football clubs.....	7902	836	Residential care.....	8300
7941 pt.	Other professional sports clubs.....	7902	839	Social services, n.e.c.....	8300
7941 pt.	Managers and promoters.....	7902			
7948 pt.	Auto racetrack operation.....	7902	84	NONCOMMERCIAL MUSEUMS, ART GALLERIES, AND BOTANICAL AND ZOOLOGICAL GARDENS	
7948 pt.	Horse racetrack operation.....	7902	8411	Noncommercial museums and art galleries.....	7904
7948 pt.	Dog racetrack operation.....	7902	8421	Noncommercial arboreta, botanical, and zoological gardens.....	7904
7948 pt.	Racing stables and racing, n.e.c.....	7902			
7992	Public golf courses.....	7905	86	SELECTED MEMBERSHIP ORGANIZATIONS	
7993	Coin-operated amusement device operators.....	7905	861	Business associations.....	8600
7996	Amusement parks.....	7902	862	Professional membership organizations.....	8600
7997	Membership sports and recreation clubs.....	7903	864	Civic, social, and fraternal associations.....	8600
7999 pt.	Concession operators of amusement devices, rides, carnivals and circuses.....	7905	869	Membership organizations, n.e.c.....	8600
7999 pt.	Fairs.....	7905			
7999 pt.	Commercial museums, art galleries, and botanical and zoological gardens.....	7904	89	MISCELLANEOUS SERVICES	
7999 pt.	Roller skating rinks.....	7905	891 pt.	Architectural services.....	8901
7999 pt.	Ice skating rinks.....	7905	891 pt.	Engineering services.....	8901
7999 pt.	Other amusement and recreation services, n.e.c.....	7905	891 pt.	Surveying services.....	8901
80	HEALTH SERVICES, EXCEPT HOSPITALS		892	Noncommercial educational, scientific, and research organizations.....	7305
801	Offices of physicians.....	8001	893	Accounting, auditing, and bookkeeping services.....	8902
802	Offices of dentists.....	8002	899	Services, n.e.c.....	8902
803	Offices of osteopathic physicians.....	8001			
8041	Offices of chiropractors.....	8001			
8042	Offices of optometrists.....	8001			
8049	Offices of health practitioners, n.e.c.....	8001			

APPENDIX D.

Standard Consolidated Statistical Areas and Standard Metropolitan Statistical Areas

[Titles and definitions shown for SCSA's and SMSA's are those established by the Office of Management and Budget, as of January 1982]

Standard Consolidated Statistical Areas

SCSA and definition

Boston-Lawrence-Lowell, Mass.-N.H.
 Boston, Mass., SMSA
 Brockton, Mass., SMSA
 Lawrence-Haverhill, Mass.-N.H., SMSA
 Lowell, Mass.-N.H., SMSA

Standard Metropolitan Statistical Areas

SMSA and definition

SMSA and definition

Lawrence-Haverhill, Mass.-N.H.
 Essex County, Mass. (part)
 Amesbury town, Mass.
 Andover town, Mass.
 Georgetown town, Mass.
 Groveland town, Mass.
 Haverhill city, Mass.
 Lawrence city, Mass.
 Merrimac town, Mass.
 Methuen town, Mass.
 North Andover town, Mass.
 Salisbury town, Mass.
 West Newbury town, Mass.

Rockingham County, N.H. (part)
 Atkinson town, N.H.
 Hampstead town, N.H.
 Kingston town, N.H.
 Newton town, N.H.
 Plaistow town, N.H.
 Salem town, N.H.
 Windham town, N.H.

Lowell, Mass.-N.H.
 Middlesex County, Mass. (part)
 Billerica town, Mass.
 Chelmsford town, Mass.
 Dracut town, Mass.
 Lowell city, Mass.
 Tewksbury town, Mass.
 Tyngsborough town, Mass.
 Westford town, Mass.

Hillsborough County, N.H. (part)
 Pelham town, N.H.

Manchester, N.H.
 Hillsborough County, N.H. (part)
 Bedford town, N.H.
 Goffstown town, N.H.
 Manchester city, N.H.

Merrimack County, N.H. (part)
 Allenstown town, N.H.
 Hooksett town, N.H.
 Pembroke town, N.H.

Manchester, N.H.—Con.
 Rockingham County, N.H. (part)
 Derry town, N.H.
 Londonderry town, N.H.


Nashua, N.H.
 Hillsborough County, N.H. (part)
 Amherst town, N.H.
 Hudson town, N.H.
 Merrimack town, N.H.
 Milford town, N.H.
 Nashua city, N.H.

Portsmouth-Dover-Rochester, N.H.-Maine¹
 York County, Maine (part)
 Berwick town, Maine
 Eliot town, Maine
 Kittery town, Maine
 South Berwick town, Maine
 York town, Maine

Rockingham County, N.H. (part)
 Greenland town, N.H.
 Hampton town, N.H.
 New Castle town, N.H.
 Newfields town, N.H.
 Newington town, N.H.
 Newmarket town, N.H.
 North Hampton town, N.H.
 Portsmouth city, N.H.
 Rye town, N.H.

Strafford County, N.H. (part)
 Barrington town, N.H.
 Dover city, N.H.
 Durham town, N.H.
 Farmington town, N.H.
 Lee town, N.H.
 Madbury town, N.H.
 Rochester city, N.H.
 Rollinsford town, N.H.
 Somersworth city, N.H.

¹New SMSA since 1977 Economic Censuses.



APPENDIX E.

Percent of Receipts/Revenue Based on Administrative Records and Estimation for the State: 1982

Table E-1. Firms Subject to Federal Income Tax

[Includes only establishments with payroll. For meaning of abbreviations and symbols, and for more information on reliability of data, see introductory text]

SIC code	Kind of business or operation	Percent of receipts †		SIC code	Kind of business or operation	Percent of receipts †	
		From administrative records ¹	Estimated ²			From administrative records ¹	Estimated ²
	Total	1	1	75	Automotive repair, services, and garages	1	1
70	Hotels, motels, and other lodging places	1	1	751	Automotive rental and leasing, without drivers	0	2
7011	Hotels, motor hotels, and motels	1	2	752	Automobile parking	(D)	(D)
7011 pt.	Hotels	0	1	7523	Parking lots	0	0
7011 pt.	Hotels, 25 guestrooms or more	0	1	7525	Parking structures	(D)	(D)
7011 pt.	Hotels, less than 25 guestrooms	0	1				
7011 pt.	Motels, motor hotels, and tourist courts	2	2	753	Automotive repair shops	2	1
7011 pt.	Motels, tourist courts	3	2	7538	General automotive repair shops	2	1
7011 pt.	Motor hotels	0	4	7538 pt.	General automotive repair shops, except diesel	2	1
702, 3, 4	Other lodging places	1	0	7538 pt.	Diesel repair shops	1	0
703	Trailing parks and camps	1	0	7531	Top and body repair shops	2	1
702, 4	Rooming, boarding, and membership lodging	0	4				
72	Personal services	1	1	7534, 5, 9	Other automotive repair shops	1	1
721	Laundry, cleaning, and garment services	0	0	7534	Tire retreading and repair shops	0	1
7215	Coin-operated laundries and dry cleaning	2	2	7535	Paint shops	3	0
721 ex. 7215	Other laundry, cleaning, and garment services	0	0	7539 pt.	Auto electrical and fuel system services	3	0
7211	Power laundries, family and commercial*	1	0	7539 pt.	Radiator repair	2	0
7216	Dry-cleaning plants, except rug cleaning*	0	1	7539 pt.	Glass replacement and repair	(D)	(D)
Other 721	Laundry and cleaning services, n.e.c.*	0	0	7539 pt.	Brake, front end, and wheel alignment	1	3
7212	Garment pressing and agents for laundries and dry cleaners	(D)	(D)	7539 pt.	Exhaust system services (muffler shops)	0	0
7213	Linen supply*	0	0	7542	Transmission repair shops	3	0
7217	Carpet and upholstery cleaning	1	0	7542	Other automotive repair shops, n.e.c.	(D)	(D)
7218	Industrial laundries*	0	0	7549	Automotive services, except repair	(D)	(D)
7214, 9	Other laundry, garment services, including diaper*	(D)	(D)	76	Car washes	(D)	(D)
722	Photographic studios, portrait	0	0	76	Other automotive services	2	3
723, 4	Beauty and barber shops	3	1	762	Miscellaneous repair services	3	1
723	Beauty shops	3	1	7622	Electrical and electronic repair shops	3	0
724	Barber shops	2	0	7623, 9	Radio and TV repair shops	1	0
725	Shoe repair, shoe shine, and hat-cleaning shops	2	1	7623	Other electrical and electronic repair shops	3	0
726	Funeral service and crematories	1	0	7623	Refrigeration and air-conditioning repair shops	5	1
729	Miscellaneous personal services	3	1	7629	Electrical and electronic repair shops, n.e.c.	3	0
73	Business services	1	1	764	Reupholstery and furniture repair	3	1
731	Advertising	1	2	763, 9	Other repair shops and related services	4	1
7311	Advertising agencies	1	3	763	Watch, clock, and jewelry repair	(D)	(D)
7312	Outdoor advertising services	(D)	(D)	769	Miscellaneous repair and related services	(D)	(D)
7313	Radio, TV, publishers' advertising representatives	(D)	(D)	7692	Welding repair	2	0
7319	Advertising, n.e.c.	(D)	(D)	7694	Armature rewinding shops	6	0
734	Services to dwellings and other buildings	3	2	7699	Repair shops and related services, n.e.c.	(D)	(D)
7341	Window cleaning	(D)	(D)	78, 79	Amusement and recreation services, including motion pictures	1	1
7342	Disinfecting and exterminating services	0	2	781, 2	Motion picture production, distribution, and services	5	0
7349	Cleaning and maintenance services, n.e.c.	(D)	(D)	783	Motion picture theaters	0	0
737	Computer and data processing services	0	0	7832	Motion picture theaters, except drive-in	0	0
7372	Computer programming and other software services	0	0	7833	Drive-in motion picture theaters	0	4
7374	Data processing services	0	0	792	Producers, orchestras, and entertainers	5	1
7379	Computer related services, n.e.c.	0	0	7922	Theatrical producers (except motion picture) and miscellaneous theatrical services	6	1
7392	Management, consulting, and public relations services	1	2	7929	Bands, orchestras, actors, and other entertainers and entertainment groups	1	1
7394	Equipment rental and leasing services	2	1	793	Bowling alleys and billiards and pool establishments	2	1
Other 73	Other business services	2	1	7932	Billiard and pool establishments	0	0
732	Credit reporting, collection agencies	1	0	7933	Bowling alleys	2	1
7331	Direct mail advertising services	(D)	(D)	79 ex. 792,	Commercial sports and other amusement and recreation services	1	1
7332	Blueprinting and photocopying services	5	4	3	Commercial sports	0	0
7333	Commercial photography, art, and graphics	1	0	794	Professional sports clubs, managers, promoters	(D)	(D)
7339	Stenographic services; and reproduction services, n.e.c.	2	3	7948	Racing, including track operation	(D)	(D)
736	Personnel supply services	0	2	79 ex. 792,	Other amusement and recreation services	1	1
7361	Employment agencies	1	1	3, 4	Dance halls, studios, and schools	0	3
7362	Help supply services	0	2	791	Public golf courses	0	0
7369	Facilities management services	0	0	7992	Coin-operated amusement device operators	0	0
7391	Research and development laboratories	2	1	7993	Amusement parks	0	3
7397	Testing laboratories and facilities	1	0	7996	Membership sports and recreation clubs	1	1
7393	Detective agencies and protective services	0	0	7997	Amusement and recreation services, n.e.c.	1	0
7395	Photofinishing laboratories*	0	0	7999	Concession operators of amusement devices, rides	(D)	(D)
7399 pt.	Sign painting shops	1	2	7999 pt.	Carnivals, circuses, and fairs	(D)	(D)
7399 pt.	Interior designing	2	0	7999 pt.	Other commercial recreation and amusements	1	0
7399 pt.	Telephone answering services	1	2	7999 pt.			
735, 7396, 7399 pt.	Other business services, n.e.c.	(D)	(D)	7999 pt.			

See footnotes at end of table.

Table E-1. Firms Subject to Federal Income Tax—Con.

[Includes only establishments with payroll. For meaning of abbreviations and symbols, and for more information on reliability of data, see introductory text]

SIC code	Kind of business or operation	Percent of receipts †		SIC code	Kind of business or operation	Percent of receipts †	
		From administrative records ¹	Estimated ²			From administrative records ¹	Estimated ²
80, ex. 806	Health services, except hospitals	1	1	823, 4, 9	Selected educational services	4	1
801	Offices of physicians	1	0	823	Libraries and information centers	(D)	(D)
802	Offices of dentists	1	1	824	Correspondence schools and vocational schools	(D)	(D)
803	Offices of osteopathic physicians	0	4	829	Schools and educational services, n.e.c.	5	1
8041	Offices of chiropractors	1	1	891	Engineering, architectural, and surveying services	1	1
8042	Offices of optometrists	2	1	891 pt.	Architectural services	2	1
805	Nursing and personal care facilities	1	1	891 pt.	Engineering services	1	2
8049, 807, 8, 9	Other health services	1	1	891 pt.	Surveying services	1	0
807	Medical and dental laboratories	0	1	893	Accounting, auditing, and bookkeeping services ..	2	1
8071	Medical laboratories	(D)	(D)	83, 892, 9	Social and other services	2	1
8072	Dental laboratories	(D)	(D)	83	Social services	3	2
8049, 808, 9	Other health services, n.e.c.	1	2	835	Child day care services	3	3
81	Legal services	2	0	832, 3, 6, 9	Other social services	3	2
				892, 9	Other services	1	0

† Coverage symbols: 0—Less than 10 percent; 1—10 to 19 percent; 2—20 to 29 percent; 3—30 to 39 percent; 4—40 to 49 percent; 5—50 to 59 percent; 6—60 to 69 percent; 7—70 to 79 percent; 8—80 to 89 percent; 9—90 percent or more.

¹Includes receipts information obtained from administrative records of other Federal agencies.

²Includes receipts information which was imputed based on historic company ratios or administrative records, or on industry averages.

Table E-2. Firms Exempt From Federal Income Tax

[Includes only establishments with payroll. For meaning of abbreviations and symbols, and for more information on reliability of data, see introductory text]

SIC code	Kind of business or operation	Percent of revenue †		SIC code	Kind of business or operation	Percent of revenue †	
		From administrative records ¹	Estimated ²			From administrative records ¹	Estimated ²
	Total	1	1	805, 8, 9	Selected health services	0	0
7011 pt., 7032, 704	Hotels, camps, and membership lodging	1	0	805	Nursing and personal care facilities	0	0
7011 pt.	Hotels	0	0	8051	Skilled nursing care facilities	(D)	(D)
7032	Sporting and recreational camps	1	0	8059	Nursing and personal care facilities, n.e.c.	(D)	(D)
704	Organization hotels and lodging houses, on membership basis	1	2	808	Outpatient care facilities	0	1
7391, 2, 7	Research, testing, and consulting services	(D)	(D)	809	Health and allied services, n.e.c.	0	0
7391	Research and development laboratories	(D)	(D)	81	Legal aid societies and similar legal services	(D)	(D)
7392	Management, consulting, and public relations services	(D)	(D)	823, 4, 9	Selected educational services	1	1
7397	Testing laboratories and facilities	0	0	823	Libraries and information centers	(D)	(D)
792, 7997, 7999 pt., 84	Selected amusement, recreation, and related services	1	0	824	Correspondence schools and vocational schools	(D)	(D)
792	Producers, orchestras, and entertainers	1	0	8241, 9	Correspondence and vocational schools, except vocational high schools, n.e.c.	(D)	(D)
7922	Theatrical producers (except motion picture) and miscellaneous theatrical services	1	0	8243, 4	Data processing, business, and secretarial schools	0	0
7929	Bands, orchestras, actors, and other entertainers and entertainment groups	0	0	829	Schools and educational services, n.e.c.	1	1
7999 pt., 84	Museums, art galleries, and botanical and zoological gardens	0	0	83	Social services	0	1
7999 pt.	Commercial museums, art galleries, and botanical and zoological gardens	(D)	(D)	835	Child day care services	0	2
84	Noncommercial museums, art galleries, and botanical and zoological gardens	(D)	(D)	832, 3, 6, 9	Other social services	0	1
8411	Noncommercial museums and art galleries	(D)	(D)	832	Individual and family social services	0	1
8421	Noncommercial arboreta, botanical and zoological gardens	(D)	(D)	833	Job training and vocational rehabilitation services ..	0	0
7997	Membership sports and recreation clubs	1	0	836	Residential care	0	1
7999 pt.	Fairs	0	1	839	Social services, n.e.c.	0	1
				861, 2, 4, 9	Selected membership organizations	2	2
				861	Business associations	2	1
				864	Civic, social, and fraternal associations	3	1
				862, 9	Other membership organizations	2	3
				862	Professional membership organizations	4	1
				869	Membership organizations, n.e.c.	1	3
				892	Noncommercial educational, scientific, and research organizations	0	1

† Coverage symbols: 0—Less than 10 percent; 1—10 to 19 percent; 2—20 to 29 percent; 3—30 to 39 percent; 4—40 to 49 percent; 5—50 to 59 percent; 6—60 to 69 percent; 7—70 to 79 percent; 8—80 to 89 percent; 9—90 percent or more.


¹Includes revenue information obtained from administrative records of other Federal agencies.

²Includes revenue information which was imputed based on historic company ratios or administrative records, or on industry averages.

APPENDIX F.

Geographic Notes

There are no geographic notes for the State of New Hampshire.



REFERENCE MATERIALS • ORDER FORMS • PUBLICATION CORRECTIONS

Please send me the items marked (X) below.

Corrections (if there are any) for this publication— **Service Industries, New Hampshire, SC82-A-30**

If you purchase several different reports from the 1982 Economic Censuses, you should complete this form from each of the reports and return it to the address shown below to receive publication corrections. However, you should complete the following on **only** one of the forms.

Guide to the 1982 Economic Censuses and Related Statistics

Monthly Product Announcement—A monthly notice of all products released by the Census Bureau during the previous month—useful primarily to persons who plan to purchase publications, tapes, etc., in the future.

Publication announcements and order forms — *Mark (X) subjects in which you are interested.*

- | | | |
|--|--|---|
| <input type="checkbox"/> Retail Trade | <input type="checkbox"/> Economic Censuses of Outlying Areas (Puerto Rico, Guam, Virgin Islands, and Northern Mariana Islands) | <input type="checkbox"/> Governments |
| <input type="checkbox"/> Wholesale Trade | <input type="checkbox"/> Enterprise Statistics | <input type="checkbox"/> Foreign Trade |
| <input type="checkbox"/> Service Industries | <input type="checkbox"/> Minority- and Women-Owned Businesses | <input type="checkbox"/> Population |
| <input type="checkbox"/> Construction Industries | <input type="checkbox"/> Agriculture | <input type="checkbox"/> Housing |
| <input type="checkbox"/> Manufacturing | <input type="checkbox"/> County Business Patterns | <input type="checkbox"/> International Statistics |
| <input type="checkbox"/> Mineral Industries | <input type="checkbox"/> Quarterly Financial Report | <input type="checkbox"/> Geography |
| <input type="checkbox"/> Transportation | | <input type="checkbox"/> Guides, Catalogs, etc. |

Name		
Organization		
Address/PO Box		
City	State	ZIP Code

Mail completed form to ↴

**Customer Services
DUSD
Bureau of the Census
Washington, D.C. 20233**

1. Introduction

The purpose of this document is to provide a comprehensive overview of the project's objectives and scope.

2. Objectives

- To analyze the current market trends and identify potential opportunities.
- To develop a strategic plan that aligns with the organization's long-term goals.

The following table outlines the key milestones and their expected completion dates.

Milestone	Start Date	End Date
Market Research	2023-01-15	2023-02-15
Strategic Planning	2023-02-15	2023-03-15
Implementation	2023-03-15	2023-06-15

It is important to note that the timeline is subject to change based on resource availability and external factors.

For more information, please contact the project manager at [email address].

Thank you for your attention and support.

<p>Project Name: _____</p> <p>Client Name: _____</p> <p>Date: _____</p>

PUBLICATION PROGRAM

1982 CENSUS OF SERVICE INDUSTRIES

Publications of the 1982 Census of Service Industries, containing data on service industries establishments in the United States, are described below. Publications order forms for specific reports may be obtained from any Department of Commerce district office or from Data User Services Division, Customer Services (Publications), Bureau of the Census, Washington, D.C. 20233. The first results were issued in preliminary reports. Final detailed statistics are issued in separate paperbound reports, which subsequently are assembled and reissued in clothbound volumes.

Final Reports

Geographic area series—52 reports (SC82-A-1 to -52)

A separate paperbound report is being published for establishments with payroll for each State, the District of Columbia, and the United States. Each report presents general statistics for establishments of firms subject to Federal income tax, on number of establishments, receipts, payroll, and employment, by varied service classifications, for the United States, States, the District of Columbia, SMSA's, counties, and places with 300 service establishments or more, by kind of business. Greater kind-of-business detail is shown for larger areas. In addition, for places with 2,500 inhabitants or more and for all counties, statistics are provided on number of establishments and receipts for five major kind-of-business groups. For establishments of firms exempt from Federal income tax, statistics are presented on number of establishments, revenue, payroll, and employment by varied service classifications, for the United States, States, the District of Columbia, and SMSA's. Greater kind-of-business detail is shown for larger areas. For each State, the District of Columbia, and the United States, 1982 data are provided on receipts/revenue and employees per establishment, and on receipts/revenue and payroll per employee. Comparative statistics showing percent changes in receipts/expenses and payroll between 1977 and 1982 also are shown.

Industry series—5 reports (SC82-I-1 to -5)

The first report (SC82-I-1) presents data based on size of establishment, size of company or firm (firm size is based on all establishments operated by a firm within the same kind of business or kind-of-business group for which data are presented), and legal form of organization. Establishment statistics are presented by receipts/revenue size and by employment size; statistics for firms, by receipts/revenue size (including concentration by largest firms), by employment size, and by number of establishments operated (single units and multiunits). Statistics are presented for establishments with payroll by kind of business on the number of establishments, receipts/revenue, payroll, and employment for the United States.

A report (SC82-I-2) on capital expenditures, depreciable assets, and operating expenses presents data for firms with payroll for the United States by major kinds of business. Operating expenses include annual payroll, supplemental labor costs, purchased services, etc. Receipts data also are provided.

Three other reports (SC82-I-3 to -5) contain data for hotels, motels, and other lodging places; the motion picture industry; and other miscellaneous subjects. Data are presented for the United States as a whole and, where feasible, for States and SMSA's.

Final Report Volumes

- Volume I. 1982 Census of Service Industries—Summary and Industry Statistics. Includes data previously issued in series SC82-I.
- Volume II. 1982 Census of Service Industries—Geographic Area Statistics. Includes data previously issued in series SC82-A.

Microfiche

Every final report in the 1982 Census of Service Industries also will be available on microfiche.

Public-Use Computer Tapes

Selected data—detailed information by geographic area—also are available on public-use computer tapes. For the selected data, these tapes will provide the same information found in the final reports. Public-use computer tapes are available for users who wish to summarize, rearrange, or process large amounts of data. These tapes, with corresponding technical documentation, are sold by Data User Services Division, Customer Services (Tapes), Bureau of the Census, Washington, D.C. 20233.

OTHER ECONOMIC CENSUS REPORTS

Data on retail trade, wholesale trade, construction industries, manufactures, mineral industries, transportation, enterprise statistics, minority-owned business enterprises, and women-owned businesses also are available from the 1982 Economic Censuses. A separate series of reports covers the censuses of outlying areas—Puerto Rico, Virgin Islands of the United States, Guam, and the Northern Marianas. Separate announcements describing these reports are available free of charge from Data User Services Division, Customer Services (Publications), Bureau of the Census, Washington, D.C. 20233.

Superintendent of Documents
U.S. Government Printing Office
Washington, D.C. 20402




Official Business
Penalty for Private Use, \$300

POSTAGE AND FEES PAID
U.S. DEPARTMENT OF COMMERCE
COM-202

Special Fourth-Class
Rate—Book



CB/Bureau of the Census Library



5 0673 01047590 6

F

Not t