






THE LIBRARIES  
COLUMBIA UNIVERSITY



HEALTH SCIENCES  
LIBRARY

JUN 30 1977, 12




Digitized by the Internet Archive  
in 2010 with funding from  
Open Knowledge Commons





1870-79.

*Charlestown Branch,*  
**PUBLIC LIBRARY.**  
**BOSTON, MASS.**



*Weymouth General Hospital, Boston*



5534.1

3

FIFTY-SEVENTH

ANNUAL REPORT

OF THE


TRUSTEES

OF THE

MASSACHUSETTS

GENERAL HOSPITAL,

1870.



BOSTON:

1871.

BARKER, COTTER & CO., PRINTERS.

14 STATE STREET.

66-

344,481

March 20 1924

40,107



REPORT OF THE TRUSTEES  
OF THE  
MASSACHUSETTS GENERAL HOSPITAL,

For the Year 1870.

THE undersigned, as a Committee appointed by the Trustees of this Institution, to prepare the Annual Report of the Board to the Corporation for the year 1870,—having had referred to them the Treasurer's accounts and the communications and reports of the other officers, and having also examined the Secretary's records in review of the more important incidents and business of the year,—would now respectfully submit the following as the

FIFTY-SEVENTH ANNUAL REPORT.

There have been some changes in the membership of the Board of Trustees. On February 18th, Messrs. Charles S. Storrow and John Lowell resigned their places on the Board. On March 1, Messrs. Saml. W. Swett and George S. Hale were elected Trustees. On March 18, Mr. James L. Little resigned, and Dr. George E. Ellis was appointed a Trustee.

From the Report of the Treasurer, hereto annexed, it appears that the whole receipts during the year, from subscriptions, contributions, board of patients, and the income of all the property of the Corporation, exceeded the expenses of the two departments, by the sum of \$9,126.19. The Treasurer congratulates himself and the Corporation that he has this year been thus able to make the most favorable statement of the financial affairs and condition of the Institution which it has been in his power to present during the many years in which he has filled his office. The result this year is especially gratifying, because for the preceding ten years the average excess of the expenses over all income has been \$4,557.00.

The accounts of the Treasurer and the evidence of property held by the Corporation have been examined and found correct.

The amount received by the Treasurer during the year, including the balance on hand December 31st, 1869, has been . . . . .	\$219,239.24
and the sum of the payments made by	
him is . . . . .	206,650.82
	<hr/>
showing a balance of . . . . .	<u>\$12,588.42</u>

on deposit in the bank, December 31, 1870.

The amount of expenditure at the Asylum

and Hospital during the year was . . . . .	\$197,154.45
--	--------------

The amount received for Board was . . . . .	<u>153,797.69</u>
---	-------------------

The cost of Free Beds at the Hospital  
 was . . . . . \$46,087.42

While the amount received for income of  
 all the Free Bed Funds, and the amount  
 received from annual subscribers for the  
 support of Free Beds, was . . . . . 31,944.08

showing a balance against that account  
 of . . . . . \$14,143.34

The average number of patients at the Hospital has  
 been 120 $\frac{1}{4}$ , and at the Asylum 187.

The average cost of each patient has been at the  
 Hospital, \$10.04, and at the Asylum, \$13.81 per week.

The whole amount of dividends, interest and rent  
 received during the year was \$38,334.18, showing  
 that the investments have yielded about seven and  
 seven-tenths per cent.

We have gratefully to acknowledge the receipt  
 during the year of the following amounts, viz.:

\$5,000.00 from annual subscribers for Free Beds.

5,000.00 from Mrs. Quincy A. Shaw and other  
 ladies for the purpose of contributing  
 to the amusement of the ladies at the  
 Asylum.

9,000.00 from the estate of the late John Redman.

19,392.24 from the estate of the late William Oliver.

13,532.61 from the estate of the late M. P. Sawyer.

400.00 from the estate of the late S. M. Worcester.

\$1,750.00 from Dr. Henry J. Bigelow, in addition to a set of superior surgical instruments, placed by him in the Hospital at a cost of \$3,250.

The Committee invite attention to the very full, minute and lucid manner in which the Treasurer has presented all the details, classifications and specifications of the various funds, and the uses to which they are appropriated.

A proffer was made to the Trustees in March by several ladies in this city who volunteered to visit the Hospital for the purpose of performing any kindly service in their power for the patients. The proffer was accepted by the Trustees. The visits of these ladies have been very gratefully appreciated, and have added much to the comfort and enjoyment of the subjects of their kindness.

The members of the Young Men's Christian Union of this city have provided dramatic representations and other entertainments for such of the patients as have been able to attend them. These exhibitions, etc., have afforded much gratification, as a relief and a change of mental occupation for many inmates of the Hospital.

On April 15, \$200 were appropriated to be expended by the lady volunteer visitors for the purchase of pictures for the wards of the Hospital. On June 3, these visitors were authorized to visit the male wards at their discretion—to bring flowers to patients, to read to them, and to write for them.

Early in the spring, Dr. Tyler, having felt the pressure of his exhausting cares and responsibilities, was requested by the Trustees to indulge himself in a leave of absence for three weeks, by a vote passed April 1. In his severe illness at the South, the Board, by vote on May 6, provided for such assistance as Dr. Whittemore might need in the absence of Dr. Tyler. We are grateful for his return and for the degree of recuperated health and strength which he seems to have attained, while we earnestly hope for his entire restoration.

On July 15, the Hospital received from Dr. H. J. Bigelow, the gift of a set of surgical instruments, valued at \$3,250, also of \$500 for Free Beds, and of money to buy additional instruments, making the whole amount of the gift \$5,000.

On July 22, Miss Mills, Female Supervisor at the Asylum, resigned, and Miss Lucia Woodward, was appointed in that position.

On August 5, Dr. Robert Willard, Physician to Out-Patients, resigned.

On October 14, Dr. D. H. Hayden was elected Physician to Out-Patients.

On the same date, the Treasurer received the gift of four railroad shares from the estate of the late Rev. Dr. S. M. Worcester, making the whole sum of his benefactions \$1,900.

On October 21, Dr. Edward B. Dalton was elected Visiting-Physician in place of Dr. White, resigned.

On November 18, a Report was received from the Committee on a subscription for Free Beds, with a proposed appeal to the public, which was adopted.

On December 2, in response to an invitation from the Trustees, a communication, dated November 17, was received from the Surgeons, expressing their views on the management of the Hospital—warming, ventilation, diet, etc., and asking for more beds for the Surgical Department. This was referred to a Committee, who reported upon the subject on December 30.

Some other matters of business, besides those of detail, have engaged the Trustees at their meetings, especially in the establishment of a "Post Mortem Register," and in reference to Autopsies at the Hospital.

On December 16, Dr. Calvin Ellis, Microscopist and Curator of the Pathological Cabinet, resigned those offices.

Dr. Shaw's Report on the condition of the Treadwell Library is favorable and encouraging. There have been added to it during the last year sixty-eight volumes, most of them very costly and valuable. The library now contains 3,210 volumes, which are constantly put to the best uses.

On April 1, Dr. James C. White tendered his resignation as Visiting Physician, and asked to be appointed as physician to a separate department for the treatment of skin diseases. In compliance with his



request, the Trustees voted that some vacant rooms in the Hospital should be prepared for the reception of patients with such diseases, and that they may be occupied temporarily and, experimentally by Dr. White for the treatment of such diseases. It is understood that the measure is still in the stage of experiment.

From the report of Dr. White as Physician to Out-Patients with skin diseases, it appears that the total number of visits made by him during the year, was 2,045, and that the number of new patients was 638. The specifications of the diseases treated by him amount to 656.

A communication was received from Mr. Edward Wigglesworth, President of the Corporation, on April 15, relative to a new edition of the late Mr. N. I. Bowditch's History of the Hospital. The subject was referred by the Trustees to Dr. George E. Ellis for consideration and report. Subsequently, at Dr. Ellis' request, Dr. Samuel Eliot was desired to act with him, as a Committee on the subject.

The reports respectively for the Departments of Out-Patients, medical and surgical, are subjoined. Of the medical, the whole number treated during the year was 7,370, of which 4,781 were new patients. Of the surgical the whole number treated was 2,192.

The reports of Dr. Shaw and Dr. Tyler, which form a part of this report, are so full and elaborate that your Committee will make no abstract of them.

The Trustees most gratefully acknowledge, as received at the close of their financial year, to be duly recognized in the report of the Treasurer for the coming year, the gifts of Twenty Thousand Dollars from John Lowell Gardner, Esq., and of One Thousand Dollars from Benj. T. Reed, Esq., to be added to the fund for Free Beds.

All of which is respectfully submitted.

GEORGE E. ELLIS, }  
 SAMUEL W. SWETT, } *Committee.*

BOSTON, February 1, 1871.

REPORT OF THE TREASURER  
OF THE  
MASSACHUSETTS GENERAL HOSPITAL,

For the Year 1870.

BOSTON, JANUARY 13, 1871.

*To the Trustees of the Massachusetts General Hospital,*

GENTLEMEN,—

I submit to you, herewith, the Annual Accounts of this Corporation, made up as provided by the second article of the by-laws, together with statements of the funds and property in my custody on the last day of December 1870.

The several accounts are stated in detail upon pages two to nine of the Cash Book, and upon pages one hundred and twenty-four to one hundred and thirty-three of the Book of Annual Accounts.

An examination of these accounts will furnish to you an explanation of all transactions during the year, which have affected the financial condition of the Corporation, all of whose interests are in your care.

1st. CASH ACCOUNT. From this it appears that the whole amount received by the Treasurer during these twelve months, including the balance on hand Dec. 31st, 1869, has been two hundred and nineteen

thousand two hundred and thirty-nine dollars and twenty-four cents, . . . . \$219,239.24 ;

and that the sum of the payments made by him, the vouchers for which are submitted with this report, was two hundred and six thousand six hundred and fifty dollars and eighty-two cents, . . . . \$206,650.82 ;

and that the balance, twelve thousand five hundred and eighty-eight dollars and forty-two cents, . . . . \$12,588.82, was on deposit, to the credit of the Corporation, in the Old Boston National Bank.

2D. HOSPITAL EXPENSES. The expenditure for the Hospital in Allen street has amounted to sixty-two thousand eight hundred and fourteen dollars and eighty-two cents, . . . . \$62,814.82

The payments have been as follows :

Viz. :—For Stores, . . . .	\$23,123.41
Wages, . . . .	13,392.92
Water Rates, . . . .	940.90
Fuel, . . . .	5,568.86
Gas and Oil, . . . .	1,418.04
Wooden Legs, . . . .	345.00
Books and Binding, . . . .	538.05
Medicines, . . . .	1,899.21
Furniture, . . . .	3,153.65
Stationery, etc., . . . .	265.55
Surgical Instruments, . . . .	990.88
Wines and Liquors, . . . .	1,467.42
Contingencies, . . . .	353.32
Repairs, . . . .	3,193.74
Salaries, . . . .	4,450.00
General Expenses, . . . .	1,713.87
	<u>\$62,814.82</u>

The expenses of this department have been five hundred and seventy-six dollars and twenty-two cents more than in 1869; and the average number of patients in the house has been about three per cent. larger than in 1869.

The whole number of patients occupying beds in the house having been fourteen hundred and twenty-seven, (1427,) the average cost of each patient has been forty-four dollars and two cents, (\$44.02.)

The average number of patients for the year having been one hundred and twenty and a quarter, (120 $\frac{1}{4}$ ), the cost of each per week has been ten dollars and four cents, (\$10,04.)

These expenses of the Hospital include no charge for the very valuable surgical instruments, which have been furnished by Dr. Henry J. Bigelow, as stated in the account of donations.

3D. ASYLUM EXPENSES. The expenditure for the McLean Asylum, at Somerville, has amounted to one hundred and thirty-four thousand three hundred and thirty-nine dollars and sixty three cents, \$134,339.63

The payments have been as follows:

Viz. :--For Stores, . . . .	\$61,869.09	
Wages, . . . .	22,308.37	
Fuel, . . . .	5,354.00	
Stationery, . . . .	276.01	
Medicines, . . . .	2,985.15	
Repairs, . . . .	10,783.98	
Furniture, . . . .	9,112.43	
Lights, . . . .	4,276.25	
Diversions, . . . .	5,254.55	
Contingencies, . . . .	1,972.94	
Library, . . . .	300.00	
Salaries, . . . .	8,133.00	
General Expenses, . . . .	1,713.86	\$134,339.63

The expenses of this department have been three thousand seven hundred and ninety-two dollars and thirty-nine cents, (\$3,792.39,) less than for the year 1869; while the average number of inmates has been the same as for that year.

The whole number of persons under treatment in the course of the year having been two hundred and sixty-three, (263,) the average expense incurred for each inmate has been five hundred and ten dollars and eighty cents.

The average number of persons residing in the Asylum having been one hundred and eighty-seven, (187,) the cost for each has been at the rate of thirteen dollars and eighty-one cents, (\$13.81) per week.

It should be observed that, in stating the expenses of the two departments, no charge is included for rent of the very valuable real estate occupied by them, or for the medical and surgical treatment of the patients.

4TH. BOARD ACCOUNT. The amount charged to patients has been one hundred and fifty-three thousand seven hundred and ninety-seven dollars and sixty-nine cents, (\$153,797.69.) Of this amount, one hundred and forty-one thousand seven hundred and ninety-three dollars and eighty-six cents, (\$141,793.86,) were charged at the Asylum, and twelve thousand and three dollars and eighty-three cents, (\$12,003.83,) were charged to patients who were not on free beds at the Hospital.

The average number of boarders at Somerville having been one hundred and eighty-seven, it appears that the average charge to them has been fourteen dollars and fifty-eight cents, (\$14.58) per week.

The average number of paying patients at the Hospital in Boston having been thirty and three quarters, the average charge to them has been seven dollars and a half, (\$7.50) per week; which is two dollars and fifty-four cents per week less than the actual cost of their maintenance.

5TH. ANNUAL SUBSCRIBERS FOR FREE BEDS.—The receipts on this account have been, . . . \$5,000.00 from the following charitable donors, viz :

Wm. Amory, . . . . \$100.00	Geo. Howe, . . . . \$100.00
Edward Austin, . . . . 100.00	R. W. Hooper, . . . . 100.00
Wm. Appleton, . . . . 100.00	Geo. Higginson, . . . . 100.00
Boston and Maine Railroad Co., 100.00	J. C. Gray, . . . . 100.00
Boston and Providence R.R. Co., 100.00	H. P. Kidder, . . . . 100.00
Boston Gas Light Co., . . . . 100.00	M. Longstreet, . . . . 100.00
P. C. Brooks, . . . . 100.00	J. L. Little, . . . . 100.00
Gardner Brewer, . . . . 100.00	Theodore Lyman, . . . . 100.00
Martin Brimmer, . . . . 100.00	Massachusetts Humane Society, 200.00
J. A. Burnham, . . . . 100.00	Charles Mixter, . . . . 100.00
Mrs. N. I. Bowditch, . . . . 100.00	F. H. Peabody, . . . . 100.00
Boston and Albany Railroad Co., 100.00	James Parker, . . . . 100.00
Boston and Lowell Railroad Co., 100.00	H. B. Rogers, . . . . 100.00
Jas. Davis, . . . . 100.00	S. Salisbury, . . . . 100.00
C. H. Dalton, . . . . 100.00	N. Thayer, . . . . 500.00
J. H. Eastburn, . . . . 100.00	Moses Williams, . . . . 100.00
J. W. Edmands, . . . . 100.00	Union Railroad Co., . . . . 100.00
Eastern Railroad Co., . . . . 100.00	E. Wigglesworth, . . . . 200.00
J. L. Gardner, . . . . 100.00	Miss M. Wigglesworth, . . . . 200.00
G. A. Gardner, . . . . 100.00	Miss A. Wigglesworth, . . . . 200.00
J. P. and J. L. Gardner, jr., . . 100.00	
J. B. Glover, . . . . 100.00	
	<u>\$5,000.00</u>

The cost of the free beds occupied at the Hospital was forty-six thousand and eighty-seven dollars and forty-two cents, . . . . . \$46,087.42; while the above mentioned subscriptions together with the income of all the free bed funds amounted to thirty-one thousand nine hundred and forty-four dollars and eight cents, . . . . . 31,944.08

showing a balance against this account of fourteen thousand one hundred and forty-three dollars and thirty-four cents, . . . . \$14,143.34

It is, therefore, very satisfactory to be enabled to state that the effort, recently made by your Committee on free beds, to increase the number of annual subscribers has added to the list for the current year the names of persons, not subscribers for 1870, to whom certificates for sixty-four beds have been sent.

6TH. PROFITS OF INVESTMENT.—The whole amount of dividends, interest and rents collected during the year was thirty-eight thousand three hundred and thirty-four dollars and eighteen cents, . \$38,334.18 viz. :—on account of the following funds :—

Free Bed Funds, . . . . .	\$26,944.08
Warren Library Fund, . . . . .	77.00
Treadwell Library Fund, . . . . .	385.00
Wooden Leg Fund, . . . . .	385.00
Warren Prize Fund, . . . . .	144.76

<i>Amounts carried forward.</i> . . . .	\$27,935.84	<u>\$38,334.18</u>
---	-------------	--------------------



<i>Amounts brought forward,</i>	\$27,935.84	\$38,334.18
Bowditch History Fund,	369.48	
Wm. Reed's Fund,	296.99	
Asylum Funds,	4,659.27	
General Fund,	5,072.60	
	<hr/>	\$38,334.18;

with which amount the several funds have been credited. The investments have yielded an income of a little over seven and seven-tenths per cent.

7TH. DONATIONS AND LEGACIES.—It has been my agreeable duty to credit this account, during the year, with sums amounting to forty-nine thousand and seventy-four dollars and eighty-five cents, \$49,074.85 as follows:

Amount received from the trustees under the will of the late John Redman, nine thousand dollars, . . . . . \$9,000.00  
to be added to the Redman Free Bed Fund.

Upon the death of Miss Betsy Oliver, the Massachusetts Hospital Life Insurance Co. paid over to me the sum of nineteen thousand three hundred and ninety-two dollars and twenty-four cents, . . . . . 19,392.24  
being the principal and interest of deposits made with that company, under the will of William Oliver, Esq., for the benefit of that lady

<i>Amounts carried forward,</i>	\$28,392.24	\$49,074.85
---------------------------------	-------------	-------------

*Amounts brought forward,* . \$28,392.24    \$49,074.85

during her life with reversion to this corporation. The amount received in 1864, upon the death of Miss Nancy Oliver, from the same bequest, was thirty-eight thousand and eighty-eight dollars and twenty-seven cents. So that the whole amount devised to this institution by Mr. Oliver was fifty-seven thousand four hundred and eighty dollars and fifty-one cents.

There have been received during the year from the trustee holding the land in Chicago, received by this corporation as residuary legatee under the will of the late M. P. Sawyer, Esq., sums amounting to thirteen thousand five hundred and thirty-two dollars and sixty-one cents, . . . 13,532.61

Since the death of the Rev. S. D. Worcester, who had been a benefactor to this institution during his life, I have received from the executor of his estate, a further sum of four hundred dollars, as a bequest, . . . 400.00

Dr. Henry J. Bigelow, upon his return from Europe, arranged and presented to the Hospital very superior sets of surgical instruments at a cost to him of three thousand two hundred and fifty dollars: together

---

*Amounts carried forward,* . \$42,324.85    \$49,074.85

<i>Amounts brought forward,</i>	\$42,324.85	\$49,074.85
with which he transmitted a donation of seventeen hundred and fifty dollars,	1,750.00	
with the request that the income of twelve hundred and fifty dollars might be applied to the purchase of such instruments as the visiting Surgeons should recommend.		
Mrs. Quiney A. Shaw and other ladies have transmitted through the hands of Dr. Tyler, five thousand dollars, the amount collected by them for the purpose of contributing to the amusement of the ladies at the Asylum,	5,000.00	
	—————	\$49,074.85

It seems proper to state, in this connection, that since these accounts were closed two of our esteemed fellow-citizens have made very liberal donations to this institution.

John L. Gardner, Esq., who has been for many years a subscriber for a free bed, has sent the sum of twenty thousand dollars, (\$20,000,) as a donation to increase the funds of the corporation,—and Benjamin T. Reed, Esq., has transferred a ten per cent. Bond of the Kansas City and Cameron Railroad Co., for one thousand dollars, (\$1,000.00,) the income from which he desires to have applied to the support of free beds.



10TH. INCOME AND EXPENSE ACCOUNT.—This account has been debited for all the *expenses* in the two departments, one hundred and ninety-seven thousand one hundred and fifty-four dollars and forty-five cents, as follows :

<i>Hospital Expenses,</i> . . . . .	\$62,814.82
Amount paid for the items stated in account	
No. 2, for support of free beds, . . . . .	\$46,087.42
“ “ paying beds, . . . . .	15,844.35
“ purchase of wooden legs, . . . . .	345.00
“ care and increase of	
library, . . . . .	538.05
	<hr/>
	\$62,814.82
	<hr/> <hr/>

<i>Asylum Expenses.</i> —Amount paid for items	
per account No. 3, . . . . .	134,339.63
	<hr/>
	\$197,154.45

And it has been credited with the following

*Income*—

Subscriptions for free beds at Hospital, \$5,000.00	
Whole income of free bed funds, . . . . .	26,944.68
Whole income of library funds, . . . . .	462.00
Part of income of wooden leg fund, . . . . .	345.00
Received for board, . . . . .	153,797.69
Whole income of Asylum funds, . . . . .	4,659.27
General Fund,—Balance, . . . . .	5,946.41
	<hr/>
	\$197,154.45
	<hr/> <hr/>

11TH. STATEMENT OF AFFAIRS. It appears from this statement that the corporation now holds the

following property in addition to the land, buildings, etc., occupied by the two departments:

Stock of Mass. Hosp. Life Ins. Co.,	\$50,000.00	
Deposits with " " "	100,000.00	
Manufacturing Stocks, . . . .	40,085.00	
Bank Stocks, . . . . .	38,334.75	
Railroad Stocks, . . . . .	23,000.00	
Railroad Bonds, . . . . .	20,000.00	
Public Loans, . . . . .	154,000.00	
Notes Receivable, . . . . .	69,400.00	
Real Estate—leased, . . . . .	56,773.10	
	<hr/>	\$551,592.85

and that these assets are held as investment of the following funds:

Asylum Funds, . . . . .	\$65,510.00	
Free Bed Funds, . . . . .	351,364.03	
Library Funds, . . . . .	6,000.00	
Wooden Leg Fund, . . . . .	5,000.00	
Warren Prize Fund, . . . . .	1,880.00	
Surgical Instrument Fund, . . . .	1,250.00	
Accumulating Funds, . . . . .	9,322.07	
General Fund—for that portion thereof, not invested in real estate, etc., occupied as Hospital and Asylum, . . . . .	111,266.75	
	<hr/>	\$551,592.85 ;
		<hr/>

and that the Corporation has no debt excepting the balances of the unexpended income of the Wooden Leg and the Warren Prize Funds.

J. THOMAS STEVENSON,  
*Treasurer.*

# REPORT OF THE RESIDENT PHYSICIAN

OF THE

## MASSACHUSETTS GENERAL HOSPITAL,

For the Year 1870.

Number of Patients in the Hospital, January 1, 1870.

Paying, 25.           : :       Free, 100.       : :       Total, 125.

Admitted to the Hospital from January 1, 1870, to January 1, 1871.

	Males.	Females.	Total.
Patients paying board, . . . . .	314	100	414
“       “       “   part of the time, . . . . .	24	6	30
“       entirely free, . . . . .	452	406	858
	<hr style="width: 50%; margin: 0 auto;"/>	<hr style="width: 50%; margin: 0 auto;"/>	<hr style="width: 50%; margin: 0 auto;"/>
	790	512	1302

Of these, 8 paid \$35 per week; 7 paid \$24.50; 46 paid \$21; 7 paid \$14; 1 paid \$10; 157 paid \$7; and 188 paid \$4.50.

Whole number of patients treated during the year:—paying, 439; paying part of the time, 30; free, 958; total, 1427.

Discharged during the year.

	Males.	Females.	Total.
Well, . . . . .	468	312	780
Much relieved, . . . . .	72	48	120
Relieved, . . . . .	93	90	183
Not relieved, . . . . .	37	28	65
Not treated, . . . . .	43	25	68
Dead, . . . . .	66	19	85
Insane and eloped, . . . . .	13	3	16
	<hr style="width: 50%; margin: 0 auto;"/>	<hr style="width: 50%; margin: 0 auto;"/>	<hr style="width: 50%; margin: 0 auto;"/>
	792	525	1317

## Number of Patients Remaining, December 31, 1870.

Males, . . . 70	Females, . . . 40	Total, . . . 110
Paying, . . . 24	Free, . . . 86	
Medical, . . . 47	Surgical, . . . 63	

Proportion of deaths to the whole number of results, 6.45 per cent.

Number of patients received on account of accident, 140.

The greatest number of paying patients at any one time, was 45; of free patients, 106; the greatest total, 137. The least number in private rooms, at any one time, was 3; the least paying, 21; the least free, 72; the least total, 98. The private rooms have been generally fully occupied.

The average number of patients was 120; males, 72; females, 48.

The average number of paying patients was 31; 15 Americans; 16 Foreigners.

The average number of free patients was 89.

The greatest number of paying patients was 45; 16 Americans; 29 Foreigners.

The least number of paying patients was 21; 9 Americans; 12 Foreigners.

		Residence.	
Boston, . . . . .	526	Vermont, . . . . .	5
Massachusetts, (except- ing Boston,) . . . . .	674	Rhode Island and Connecticut, . . . . .	9
Maine, . . . . .	25	Other States, . . . . .	9
New Hampshire, . . . . .	43	Other Places, . . . . .	11



		Birthplace.	
Boston, . . . . .	103	British Provinces, . . .	146
Massachusetts, (except- ing Boston,) . . . . .	231	Great Britain, . . . . .	70
Maine, . . . . .	104	Ireland, . . . . .	438
New Hampshire, . . . . .	55	Germany, . . . . .	32
Vermont, . . . . .	25	Norway and Sweden, . . .	6
Rhode Island and Connecticut, . . . . .	8	France, . . . . .	10
New York, . . . . .	21	Western Islands, . . . . .	11
Southern and Western States, . . . . .	37	Other Places, . . . . .	5
<hr/>		<hr/>	
Total, Americans, . . . . .	584	Total, Foreigners, . . . . .	718

		Occupation.		
Males.		Paying.	Free.	Partial Payment.
Mechanics, . . . . .		107	178	6
Laborers, . . . . .		45	132	10
Farmers, . . . . .		25	16	4
Minors, . . . . .		27	66	2
Seamen, . . . . .		38	17	
Clerks, . . . . .		24	12	2
Teamsters, . . . . .		14	11	
Traders, . . . . .		11	4	
Servants, . . . . .		4	15	
Lawyers, . . . . .		1		
Clergymen, . . . . .		1		
Physicians, . . . . .		5	1	
Merchants, . . . . .		12		
		<hr/>	<hr/>	<hr/>
		314	452	24

Total males, 790. Of these, 46 were in private rooms.

Females.	Paying.	Free.	Partial Payment.
Domestics, . . . . .	16	229	3
Minors, . . . . .	16	39	
Wives, . . . . .	53	60	
Widows, . . . . .	3	10	
Seamstresses, . . . . .	4	37	3
Teachers, . . . . .	1	4	
Operatives, . . . . .	7	27	
	100	406	6

Total females, 512. Of these, 24 were in private rooms.

Twenty-six per cent. of the free patients were female domestics; fifteen per cent. were laborers; twenty-one per cent. were mechanics; and twelve per cent. were children.

The average time of paying patients was 3.37 weeks; and that of free patients, 4.82 weeks. The proportion of ward beds occupied by free patients was 71 per cent.; by paying patients, 29 per cent. about 14 per cent. of the paying patients occupied private rooms.

#### Admission Refused.

Phthisis, (Consumption,) . . . . .	85	Chronic Rheumatism, . . . . .	25
Syphilis, . . . . .	56	Paralysis, . . . . .	30
Chronic Ulcers, . . . . .	28	Epilepsy, . . . . .	8
Scrofula and Abscess, . . . . .	13	Cancer, . . . . .	11
Insanity and Delirium		Injuries unsuitable for	
Tremens, . . . . .	24	admission, . . . . .	9
Hip and Spine Disease, . . . . .	22	Contagious Diseases, . . . . .	28
Debility and Senility, . . . . .	26	Other cases, . . . . .	39
		Total, . . . . .	404

255 of those rejected were foreigners; 148 were residents of Boston; and 240 of other parts of Massachusetts.

## Out-patients.

Eight thousand seven hundred and sixty-seven (8,767) persons have been treated as Out-patients, not remaining in the Hospital, but receiving advice, medicine, surgical attendance, and dental treatment. Of these, 4,781 were medical cases, and 2,192 surgical. 638 were treated for skin diseases; 170 for fractures and dislocations; 158 for lacerated and incised wounds; 201 for abscess; 93 for felon; 33 for hernia; and 203 for contusions and sprains. 3,905 were males; 4,862 were females. 4,545 were Americans; 4,222 were Foreigners. 5,937 were residents of Boston; 2,830 of other places near the city.

Respectfully submitted,

BENJAMIN S. SHAW,

*Resident Physician.*

TO THE BOARD OF TRUSTEES, }  
BOSTON, JANUARY 1, 1871. }



# REPORT OF DEPARTMENT

FOR

## MEDICAL OUT-PATIENTS

OF THE

### MASSACHUSETTS GENERAL HOSPITAL,

For the Year 1870.

Total number treated during year, . . . . .	7,370	
New patients registered during year, . . . . .	4,781	
Americans, . . . . .	2,238	Local Diseases, . . . . .
Foreigners, . . . . .	2,543	General " . . . . .
— 4,781		Nervous " . . . . .
		Uterine " . . . . .
Men, . . . . .	1,161	Diseases of organs of di-
Women, . . . . .	2,412	gestion, . . . . .
Boys, . . . . .	75	Diseases of organs of res-
Girls, . . . . .	503	piration, . . . . .
— 4,781		Diseases of organs of cir-
		ulation, . . . . .
Residents of Bos-		Diseases of organs —
ton, . . . . .	3,103	urinary, . . . . .
Residents of other		Diseases not classified, . . . . .
places, . . . . .	1,678	Diseases not treated, . . . . .
— 4,781		4,781

GEORGE G. TARBELL, } *Physicians to*  
 J. COLLINS WARREN, } *Out-Patients.*  
 D. H. HAYDEN, }



REPORT OF DEPARTMENT  
FOR  
SURGICAL OUT-PATIENTS  
OF THE  
MASSACHUSETTS GENERAL HOSPITAL,  
For the Year 1870.

Number of Patients treated, . . . . .	2,192
Males, . . . . . 1,322	Adults, . . . . . 1,313
Females, . . . . . 870	Minors, . . . . . 879

BIRTHPLACE.

United States, . . . . . 1,067	Elsewhere, . . . . . 1,125
--------------------------------	----------------------------

RESIDENCE.

Boston, . . . . . 1,426	Charlestown, . . . . . 160
Cambridge, . . . . . 234	Chelsea, . . . . . 24
Other places, . . . . .	348
Average daily attendance, . . . . .	16

DISEASES AND INJURIES.

Abscesses, . . . . . 201	Glands, Enlarged or In-
Contusions, . . . . . 135	flamed, . . . . . 90
Dislocations, . . . . . 15	Gonorrhœa, . . . . . 18
Felons, . . . . . 93	Hernia, . . . . . 33
Fractures of Clavicle, . 40	Hydrocele, . . . . . 26
“ Fibula, . . . . . 2	Necrosis, . . . . . 33
“ Forearm, . . . . . 3	Sprains and Strains, . . 68
“ Humerus, . . . . . 9	Ulcers, . . . . . 105
“ Phalanges, . . . . . 9	Wounds, . . . . . 158
“ Radius, . . . . . 52	Other Diseases and In-
“ Ribs, . . . . . 5	juries, . . . . . 1,062
“ Tibia, . . . . . 1	—————
“ Ulna, . . . . . 3	Total, . . . . . 2,192
“ Various, . 31-155	

C. B. PORTER, *Surgeon.*









South Dr. 4. 1840

# FIFTY-THIRD ANNUAL REPORT

OF THE

SUPERINTENDENT OF THE MCLEAN ASYLUM FOR THE INSANE,

TO THE

TRUSTEES OF THE MASS. GENERAL HOSPITAL.

JANUARY 1, 1871.

THE Asylum Register shows that two hundred and sixty-three persons—one hundred and thirty males and one hundred and thirty-three females—have been under treatment here during the year 1870. Seventy-nine persons—thirty-nine males and forty females—have been admitted. Eighty-five—fifty males and thirty-five females—have been discharged, and the number remaining to-day is one hundred and seventy-eight—eighty males and ninety-eight females. Thirty-three of those discharged—twenty-two males and eleven females—were recovered. Twelve—nine males and three females—were much improved. Eleven—six males and five females—were improved. Fourteen—ten males and four females—were not improved. Three males have an insufficient trial of treatment; and twelve—six of each sex—have died.

Thirty-one of those received were thought to be incurable at the time of admission. Forty-eight were recent cases or in the acute stage of disease. Two of the deaths were from that almost hopeless form of disorder known as typhomania; one was from acute melancholia; four from general paralysis, and the remainder from chronic insanity. Two were evidently in a dying condition when brought to the Asylum.

Since April, as is well known to you, the writer has been prevented by illness from engaging in his ordinary duties. Happily the progress of the Asylum is not dependent upon the services of any one person, and its beneficent work has gone on without hindrance or hesitation under the direction of Dr. Whittemore and with the support of an able corps of assistants. Some improvements in the treatment of mental disorder have been verified here during the year, and the well-established views so often presented in these reports have been carried out with a good degree of success. Occupation as far as practicable has been given in various ways—to the gentlemen in the garden and in the shops, and to the ladies in the various kinds of needle-work and in the manufacture of articles of clothing for the poor. For several years past the materials for this work have been provided abundantly by the same person. Occupation only and not labor is sought, and is directly a curative agent. Therefore only the lighter kinds of work are employed. For this end amusements and entertainments are especially useful. We have heretofore been

somewhat restricted in this direction by the attendant expense. This hinderance exists no longer. A fund has been contributed by some excellent friends of the Asylum, and has been so invested that its income will provide abundantly for this purpose, and we are sure that hereby a very important addition has been made to the increase of usefulness at command. It has already given us several concerts by the Mendelssohn Club, and out-of-door music during the warm weather. We are indebted to a company of Russian vocalists for a very good concert.

Flowers are always acceptable to our patients. We never have too many of them. While our enlarged green-house has given us more than usual, we esteem it a favor that some ladies in Cambridge have remembered us in this way, and our thanks are also due to Mrs. S. Cabot, of Brookline, for very rare flowers sent to us every week during the winter. These have made many a sick room more cheerful, and have carried happiness where it was much needed. Some ladies and gentlemen from Boston, to whom we have been indebted many times, have given us several delightful concerts of vocal music, which have been very acceptable and useful. The singing school and French classes referred to in the last report have been sustained during a greater part of the year. Classes in drawing are still in progress. Dancing parties have been had frequently, out of doors in the summer and in the hall or in one of the galleries during cooler weather.

We feel the need more and more of a suitable place for the various meetings of our patients. The hall which we have and use constantly is a good one, but is extremely difficult of access. Religious services have been held on Sundays. Rev. Mr. Worcester has officiated as Chaplain in a manner entirely acceptable to his hearers, and has contributed to their comfort evidently as well as to their good in other respects.

We are happy to acknowledge the receipt of several volumes of the Massachusetts Historical Society's Publications from the Rev. Dr. Ellis. Also a copy of the City Hospital Reports from the Trustees of that Institution,—also an abundant supply of tickets to the rehearsals and organ concerts at the Music Hall from Dr. J. B. Upham; and we are indebted to Dr. Walker and to his Board of Directors for several exceedingly pleasant excursions in Boston Harbor, and to many friends who have assisted us at our various entertainments and parties.

Dr. A. A. Porter was appointed Assistant Physician in June, and discharged his duties in a very acceptable manner, but was compelled by ill health to resign in November, at which time Dr. F. A. Stillings succeeded him. Miss G. W. Mills left the Asylum in July, after more than twelve years of service. She followed Miss Barber as Supervisor of the ladies' wing, and when we say that she was her worthy and competent successor, we only make a just recognition of her merits. Miss Lucia E. Woodward now fills her place.

In concluding this report, I desire to express with all the emphasis that gratitude can give, my thanks to you for your great kindness to me during my long illness, and to the staff of Resident Officers who, while aiming to serve the Asylum faithfully, have evidently endeavored to do so with consideration to me personally. May God reward you and them.

JOHN E. TYLER,

*Superintendent.*

MCLEAN ASYLUM FOR THE INSANE, }  
Somerville, 1st January, 1871. }

*Table of Admissions, Discharges, and Results, at the McLean Asylum,  
from its opening, October 6, 1818.*

YEARS.	Admitted.	Discharg'd	W'ile No. under care.	Died.	Much im- proved, &c.	Recover'd	Remain'g at end of year.	Average No. of Patients.
1818-19	58	35	58	5	19	11	23	-
1820	44	40	67	1	28	11	27	-
1821	47	46	74	3	33	10	28	-
1822	64	50	92	5	31	14	42	-
1823	73	61	115	2	39	20	54	-
1824	53	56	107	5	28	23	51	-
1825	59	56	110	8	27	21	54	-
1826	47	46	101	5	21	20	55	-
1827	58	56	113	5	17	34	57	-
1828	77	65	134	5	37	23	69	-
1829	73	77	142	9	42	26	65	-
1830	82	78	147	10	34	34	69	-
1831	83	84	152	8	46	30	68	-
1832	94	98	162	10	45	43	64	-
1833	103	100	167	8	50	42	67	-
1834	108	95	174	7	47	41	80	-
1835	83	84	163	11	28	45	77	-
1836	106	112	183	10	38	64	71	-
1837	120	105	191	8	25	72	86	80
1838	138	131	224	12	45	74	93	95
1839	132	117	225	10	38	69	108	112
1840	155	138	263	13	50	75	125	128
1841	157	141	283	11	55	75	142	135
1842	129	138	271	15	43	80	133	143
1843	126	126	260	18	45	63	134	131
1844	158	140	292	20	52	68	152	146
1845	119	120	271	13	33	74	151	149
1846	148	126	299	9	52	65	173	164
1847	170	170	343	33	50	87	173	172
1848	143	155	316	23	50	82	155	171
1849	160	137	321	15	58	64	184	177
1850	173	157	357	28	51	78	200	201
1851	164	173	364	29	69	75	191	195
1852	145	135	336	15	48	72	201	200
1853	114	120	315	17	45	58	195	194
1854	120	120	315	16	45	59	195	195
1855	123	126	318	24	46	56	192	192
1856	149	145	341	19	58	68	196	195
1857	141	159	337	28	60	71	178	191
1858	155	147	333	25	50	72	186	187
1859	131	142	317	28	53	61	175	185
1860	121	109	296	24	46	39	187	185
1861	111	110	298	23	33	54	188	193
1862	82	94	270	18	37	39	176	190
1863	94	69	270	13	20	36	201	191
1864	101	107	302	27	38	42	195	200
1865	82	85	277	17	33	35	192	186
1866	103	98	295	29	23	46	197	197
1867	89	108	286	27	36	45	178	186
1868	92	94	270	23	37	34	176	166
1869	108	100	284	18	31	51	184	187
1870	79	85	263	12	40	33	178	187
-	5644	5466	-	777	2105	2584	-	-



TABLE OF EXPENSES OF THE "HOSPITAL" DEPARTMENT, FOR TWENTY-FOUR YEARS.

YEAR.	Weekly Expense.	Board paid by Patients.	Actual cost of Pay Patients.	Actual cost of Free Patients.	Cost of all Patients over board received.	Total Expenses.	Average cost of each Patient admitted.
1847	\$5.81	\$5,001.00	—	—	\$19,511.00	\$24,512.00	\$36.37
1848	4.98	5,074.00	—	—	22,931.00	28,005.00	34.83
1849	5.04	4,788.00	—	—	24,603.00	29,391.00	33.78
1850	5.16	4,226.00	—	—	24,798.00	29,024.00	38.90
1851	5.38	5,424.00	—	—	25,941.00	31,365.00	37.38
1852	4.87	5,359.00	—	—	24,814.00	30,173.00	36.53
1853	5.22	5,562.00	—	—	27,053.00	32,615.00	35.26
1854	5.73	6,128.00	—	—	34,526.00	40,654.00	44.09
1855	6.21	8,889.17	—	—	34,363.34	43,252.51	47.27
1856	6.11	8,466.25	—	—	35,982.67	44,448.92	45.54
1857	6.45	7,336.83	—	—	35,573.57	42,910.40	46.64
1858	6.53	7,308.80	—	—	37,189.87	41,498.67	43.84
1859	5.76	6,020.26	\$7,400.25	\$31,910.47	33,290.46	39,310.72	31.70
1860	6.42	5,209.85	6,430.33	36,148.06	37,368.54	42,578.39	34.34
1861	5.35	5,347.27	5,684.40	33,269.90	33,607.03	38,954.30	27.51
1862	6.04	5,853.89	6,628.65	35,486.16	36,260.92	42,114.81	26.14
1863	6.66	6,312.25	6,151.27	41,270.44	41,109.46	47,421.71	28.77
1864	8.38	7,714.54	10,873.02	49,286.53	52,445.01	60,159.55	37.61
1865	9.86	14,847.27	23,836.97	34,131.83	43,121.53	57,968.80	48.35
1866	13.88	14,977.44	31,248.68	37,538.12	53,809.36	68,786.80	56.20
1867	11.28	16,717.68	30,776.71	30,232.51	44,291.54	61,009.22	50.58
1868	12.74	14,671.45	24,511.27	43,053.20	52,893.02	67,564.47	53.41
1869	10.14	13,426.70	20,570.39	41,668.21	48,118.90	62,238.60	44.77
1870	10.04	12,003.83	15,844.35	46,087.42	49,927.94	62,814.82	44.02



## OFFICERS OF THE INSTITUTION.

1871.

---

EDWARD WIGGLESWORTH, . . . . . *President.*  
NATHANIEL THAYER, . . . . . *Vice-President.*  
J. THOMAS STEVENSON, . . . . . *Treasurer.*  
THOMAS B. HALL, . . . . . *Secretary.*

---

### TRUSTEES.

HENRY B. ROGERS, . . . . . *Chairman—5 Joy Street.*  
JAMES M. BEEBE, . . . . . *30 Beacon Street.*  
WILLIAM S. BULLARD, . . . . . *5 Mount Vernon Street.*  
CHARLES H. DALTON, . . . . . *33 Commonwealth Avenue.*  
EDMUND DWIGHT, . . . . . *69 Franklin Street.*  
GEORGE E. ELLIS, . . . . . *110 Marlboro Street.*  
SAMUEL ELIOT, . . . . . *13 Pemberton Square.*  
EZRA FARNSWORTH, . . . . . *4 Winthrop Square.*  
GEORGE S. HALE, . . . . . *39 Court Street.*  
GEORGE HIGGINSON, . . . . . *40 State Street.*  
SAMUEL G. HOWE, . . . . . *20 Bromfield Street.*  
SAMUEL W. SWETT, . . . . . *60 State Street.*

---

### BOARD OF CONSULTATION.

JOHN JEFFRIES, M.D.            H. I. BOWDITCH, M.D.  
EDWARD REYNOLDS, M.D.      D. H. STORER, M.D.  
JOHN B. S. JACKSON, M.D.    CHARLES E. WARE, M.D.  
WINSLOW LEWIS, M.D.        C. E. BROWN-SÉQUARD, M.D.

BENJAMIN S. SHAW, M.D. . . . .	<i>Resident Physician.</i>
GEORGE C. SHATTUCK, M.D. . . . .	} <i>Visiting Physicians.</i>
FRANCIS MINOT, M.D. . . . .	
CALVIN ELLIS, M.D. . . . .	
SAMUEL L. ABBOT, M.D. . . . .	
H. K. OLIVER, JR., M.D. . . . .	
EDWARD B. DALTON, M.D. . . . .	} <i>Visiting Surgeons.</i>
HENRY J. BIGELOW, M.D. . . . .	
HENRY G. CLARK, M.D. . . . .	
SAMUEL CABOT, M.D. . . . .	
GEORGE H. GAY, M.D. . . . .	
RICHARD M. HODGES, M.D. . . . .	} <i>Physicians to Out-patients.</i>
ALGERNON COOLIDGE, M.D. . . . .	
HALL CURTIS, M.D. . . . .	
GEORGE G. TARBELL, M.D. . . . .	
JOHN COLLINS WARREN, M.D. . . . .	} <i>Surgeons to Out-patients.</i>
DAVID H. HAYDEN, M.D. . . . .	
J. THEODORE HEARD, M.D. . . . .	} <i>Microscopist, and Curator of the Pathological Cabinet.</i>
CHARLES B. PORTER, M.D. . . . .	
REGINALD H. FITZ, M.D. . . . .	} <i>Chemist and Physician to Pa- tients with diseases of the Skin.</i>
JAMES C. WHITE, M.D. . . . .	
MISS G. L. STURTEVANT, . . . . .	<i>Matron.</i>
DANIEL G. WILKINS, . . . . .	<i>Apothecary.</i>

## OFFICERS OF THE McLEAN ASYLUM.

JOHN E. TYLER, M.D. . . . .	<i>Superintendent.</i>
J. H. WHITTEMORE, M.D. . . . .	} <i>Assistant Physicians and Apoth- ecaries.</i>
GEORGE F. JELLY, M.D. . . . .	
GEORGE W. WHITTLE, . . . . .	<i>Steward.</i>
MRS. ABBY M. WHITTLE, . . . . .	<i>Matron.</i>
DAVID J. DEARBORN, . . . . .	} <i>Supervisors.</i>
MISS LUCIA E. WOODWARD, . . . . .	

## COMMITTEES.

*Committee on Finance.*

MESSRS. BEEBE AND HIGGINSON.

*Committee on Accounts.*

MESSRS. DWIGHT AND SWETT.

*Free-Bed Standing Committee.*

MESSRS. HIGGINSON AND DALTON.

*Committee on the Book of Donations.*

MR. ROGERS.

*Committee on the Warren Fund and Library.*

MESSRS. ELIOT AND DWIGHT.

*Committee on Repairs.*

MESSRS. ROGERS, BULLARD, AND DALTON.

## VISITING COMMITTEE.

February, .	MESSRS.	DWIGHT AND ELIOT.
March, . . .	“	ELIOT AND BEEBE.
April, . . .	“	BEEBE AND ELLIS.
May, . . .	“	ELLIS AND SWETT.
June, . . .	“	SWETT AND FARNSWORTH.
July, . . .	“	FARNSWORTH AND HALE.
August, . . .	“	HALE AND HOWE.
September, .	“	HOWE AND HIGGINSON.
October, . . .	“	HIGGINSON AND DALTON.
November, .	“	DALTON AND ROGERS.
December, .	“	ROGERS AND BULLARD.
January, . . .	“	BULLARD AND DWIGHT.

## LADIES' VISITING COMMITTEE.

January, .	Mrs. STEVENSON AND Miss BREWER.
February, .	Miss BREWER AND Mrs. ROGERS.
March, . . .	Mrs. ROGERS AND Miss GOODWIN.
April, . . .	Miss GOODWIN AND Mrs. BEEBE.
May, . . .	Mrs. BEEBE AND Miss REVERE.
June, . . .	Miss REVERE AND Miss TORREY.
September, .	Miss TORREY AND Miss YOUNG.
October, .	Miss YOUNG AND Miss BOWDITCH.
November, .	Miss BOWDITCH AND Miss HEMENWAY.
December, .	Miss HEMENWAY AND Mrs. STEVENSON.



FIFTY-EIGHTH  
ANNUAL REPORT  
OF THE  
TRUSTEES  
OF THE  
MASSACHUSETTS  
GENERAL HOSPITAL,  
1871.

---

BOSTON:  
1872.  
BARKER, COTTER & CO., PRINTERS,  
14 STATE STREET.





REPORT OF THE TRUSTEES  
OF THE  
MASSACHUSETTS GENERAL HOSPITAL,

For the Year 1871.

---

The Committee of the Trustees appointed to prepare the Annual Report of the Board to the Corporation, to whom the Treasurer's accounts and the reports of the other officers have been referred, respectfully submit the

FIFTY-EIGHTH ANNUAL REPORT.

The Board of Trustees remains unchanged, except by the resignation on the 5th of May last of Ezra Farnsworth, first appointed by the Governor of the Commonwealth in 1867, whose place was filled by the appointment of Samuel D. Warren, and by the appointment of Henry P. Kidder in the place of William S. Bullard who has declined a reappointment after twenty-three years of service as a member of the Board. The resignation of Dr. John E. Tyler, for thirteen years the Superintendent of the McLean Asylum, was accepted by the Trustees on the 3rd day of March last. The Trustees expressed their appreciation of Dr. Tyler's long, arduous, and faithful services, and their regret at the loss sustained in his retirement, by the passage of the following resolutions:—

“*Resolved*, That this Board, after due consideration of all the facts and circumstances in the case, accept, with great reluctance, the resignation tendered them by Dr. John E. Tyler.

“*Resolved*, That Dr. Tyler, during the thirteen years of his administration of the Asylum, has, by his professional skill, sound judgment, self-sacrificing spirit and conscientious discharge of the duties of his arduous and responsible office, not only maintained the very high standard of excellence which this Institution had previously attained among similar institutions of the country,—but, by his courteous manners, well-balanced temperament and loving heart, has, to a singular degree, won the esteem and affection of the large number of patients who, from time to time, have been under his charge—the confidence of their relatives and friends, and the respect of the public at large; and, therefore, this Board deem it their duty to tender to him, in behalf of the Institution, their warmest thanks for the services he has rendered—their deep regret at the circumstances which make him unable, at present, to perform the duties they would have so gladly continued to him, and their sincere wishes and prayers for his speedy and complete restoration to health and usefulness.”

\* \* \* \* \*

“*Resolved*, That the Board is unwilling to conclude its action in this regard without noticing the valuable voluntary services rendered to the Institution by Mrs. Tyler. In their belief, by her good judgment, her quick sympathy and constant kind attentions, and care, she has done a great deal to soothe and mitigate the sorrows of the patients, and promote the happiness and welfare of the household, and they beg leave respectfully to tender to her with their hearty acknowledgments, their personal esteem and their best wishes.”

The Trustees are gratified to add that Dr. Tyler's health has improved, and that he has accepted the position of a member of the Board of Consultation, to which he was elected on the 1st of December last.

His health had been such that for a part of the year he had been, with the approval of the Trustees, absent from the Institution or unable to perform his usual duties, which devolved upon Dr. J. H. Whittemore, appointed an Assistant-Physician in 1862. Dr. Whittemore also resigned his office in March, and the Trustees thereupon

*“Voted,* That in accepting the resignation tendered to them by Dr. J. H. Whittemore, Assistant-Physician and Apothecary at the Asylum, in order that he may be at liberty to pursue the general practice of medicine, and to take place on the first of July next, the Board desire to express their entire satisfaction with the manner in which he has performed the duties of his office; and, especially, would they recognize and commend the ease and readiness with which he assumed, in addition to his own, the duties and responsibilities thrown upon him by the illness of the Superintendent, and his very able, wise, and faithful conduct of them since the first of April last. With a deep sense of obligation to Dr. Whittemore for these voluntarily rendered services, and a high appreciation of his capacity and character, the Board beg him to accept their best wishes for his future happiness and success.”

After Dr. Whittemore's retirement, Dr. Isaac Ray, of Philadelphia, kindly consented to take the temporary charge of the Institution, and remained there until October 3rd.

The selection of a new Superintendent of the Asylum was carefully considered by the Trustees. Dr. George F. Jelly, formerly of Salem, had commended himself by his conscientious and assiduous performance of his duties as an Assistant Physician.

The opinion of those whom they might consider more competent than themselves in regard to professional qualifications fully concurring with their judgment, he was, on the 13th day of October last, elected Superintendent of the Asylum.

There have been also a few changes in the Hospital staff. In May last Dr. Hall Curtis resigned the position of physician to out patients, and Dr. William L. Richardson was elected in his place. In October, Dr. Henry P. Quiney was appointed "Artist to the Hospital," for the purpose of preserving representations of such forms of disease as are susceptible of illustration by this means.

The Visiting Committee of ladies, mentioned in the last report, have continued their kind attentions to the patients during the past year.

The accounts of the Treasurer, with the evidences of property in his hands, have been examined by the Committee and found correct.

The beneficent and appropriate work of both Institutions has been carried on with the success for which the experience of past years had authorized us to hope. The amount of this work and its results, as well as the expense attendant upon it, and the financial condition of the Corporation are exhibited in the various reports appended. An attempt has been made to bring together some facts from these papers in tables at the close of the report, in such a manner as to present at a glance the work and expenses of both Institutions for the last ten years,

and thus to furnish an opportunity for comparisons at different periods in the particulars indicated, so far as the records kept afford an opportunity for such comparison.

The full and comprehensive statement of the Treasurer is referred to for a more detailed exhibit of the financial condition of the Hospital. The table of income and expenses above mentioned, shows the inevitable demand which is made, year by year, on the permanent funds of the Corporation and on the liberality of its benefactors, and furnishes gratifying evidence of the continuance of that liberality. The most serious burden on the Treasury of the Corporation is the expenditure for free patients at the Hospital. The number of inmates of this class has recently reached 120—at one time—and while the Trustees recognize with gratitude the continued charity of past years, it is still incumbent on them to remind their benefactors that the poor are always with us, and that this demand is incessant and increasing.

The tables relating to the work at the Institutions and its results, indicate that the benevolence thus manifested has borne fruit in the annual restoration to health or improvement of a large number of persons, and justify this constant appeal for its renewed activity. The percentage of improvement at the Hospital is singularly uniform.

A separate department was temporarily established at the Hospital for the treatment of skin diseases, but at the close of the year it was thought expedient to

discontinue it, and the room thus occupied will be available for the general uses of the Hospital.

A new heating and ventilating apparatus has been placed in the Hospital by Messrs. Geo. W. Walker & Co., which the Resident Physician reports to be satisfactory, and a great improvement on the former arrangements for that purpose. The steam power furnished by the apparatus has been found of great service in the use of the elevator.

No other extraordinary repairs or changes of importance have been made.

In February last, the Boston and Lowell Railroad Company filed a location under the act of 1870, (chapter 9,) taking a strip of land through the front of the Asylum grounds and across the main avenue, from Washington street, (Somerville,) and has since commenced the construction of a road upon that location to the Mystic river flats.

The buildings of the Asylum are thus literally surrounded by railways, the annoyance from which is great and increasing. No settlement for the damages thus occasioned has been made. The amount it is difficult to estimate. That it must be very large is apparent, and the Trustees hope that the injury thus occasioned for the benefit of the railroad company will be fully recognized by its officers. But the Trustees are compelled to regard with serious consideration the propriety or necessity of removing the Institution to some other situation.

The Trustees desire to acknowledge with gratitude the following donations and bequests:—

A donation of \$450 from the Amateur Dramatic Association of Boston, through Edward Jackson, Treasurer.

A bequest of \$1000 from the late Sidney Homer, Esq., through T. J. Homer, and others, Trustees.

A bequest of \$2000 from the late James Read, Esq., through George Gardner, the executor of his will, in pursuance of which the "James Read fund" of \$2000 has been established, the income thereof to be annually appropriated, one-half to the support of free beds and one-half to the Asylum.

Edward S. Rand, and others, executors of the will of the late Miss Nabby Joy, have placed in the hands of the Corporation the sum of \$20,000—part of the surplus given by her "to be by them distributed among such charitable societies or institutions, or paid over and applied to and for such charity or charities as they or a majority of them shall consider most deserving and most requiring aid and support;"—for the establishment of the "Joy Fund," the income of which is to be applied to the support of free beds, subject to the annual payment of sums amounting to \$700, to two persons during their lives, and on condition that two of the executors shall each be entitled to a free bed at the Hospital.

James McGregor, Esq., has also given the sum of \$10,000 to establish the "McGregor Fund," the income

of which is to be equally divided between the Hospital and Asylum.\*

The Warren Prize, founded by the late J. Mason Warren in memory of his father, John C. Warren, was awarded by the Medical Board of the Hospital, as arbitrators, to Horatio C. Wood, Jr., of Philadelphia, for a dissertation on the "Physiological Action of Nitrate of Amyl." The amount of the prize,—in this instance, \$388,—depends on the income of the fund established for that purpose.

Dr. Wood was allowed to take a copy of his Dissertation for publication, on condition that the original manuscript should be returned to the Superintendent of the Hospital, and that, in case of its publication, any additions should be announced as not having been submitted to the Prize Committee.

The same prize for the year 1874 is now offered to the author of the best essay, considered worthy of a prize, on "Experimental Researches on the Elimination of Drugs by the Mammary Glands." The Trustees are not aware that they are authorized by the terms of the founder's will to exclude the members of the Medical Board of the Hospital, who award the prize, from this competition, but it is deemed proper to add, in behalf of the Board, that they desire the Trustees to state that no member will be expected to compete for the prize.

The Librarian of the Treadwell Library reports that it is complete and in good order. Forty-four volumes

---

\* The two donations last mentioned have been made since the close of the year 1871, and do not appear in the Treasurer's Report.



of large and expensive works, such as are not generally found in private libraries, have been added. The standard journals, especially of foreign countries, are considered of great value, and the library is constantly consulted.

The General Libraries, both at the Hospital and the Asylum, have contributed much to the entertainment of the inmates. The former is far from being all that could be wished, and the Trustees would gratefully receive additions to either. In calling the attention of those who may desire to contribute to the happiness of the patients in this mode, they add that light and entertaining books are naturally sought, for diversion and relief, by the sick or convalescing patients.

The republication and continuation of the History of the Hospital by the late Nathaniel I. Bowditch, Esq., for which a fund was provided by his will, has been prosecuted under the editorial care of our associate, the Rev. Dr. Geo. E. Ellis, and will, it is expected, be ready for the press in the Spring.

The Report of the Treasurer, of the Resident Physician at the Hospital, and of the Superintendent of the McLean Asylum are appended.

All of which is respectfully submitted.

GEO. S. HALE, }  
G. HIGGINSON, } *Committee.*

BOSTON, February 7, 1872.

## WARREN TRIENNIAL PRIZE.

---

The Trustees of the Massachusetts General Hospital give notice that the first Triennial Prize, (amounting to \$388,) from the fund bequeathed to the Hospital by the late Dr. J. Mason Warren, has been awarded to HORATIO C. WOOD, JR., M. D., of Philadelphia, for an essay on "The Physiological Action of Nitrate of Amyl."

The next Warren Prize will be awarded to the author of the best essay, considered worthy of a prize, on the subject of "Experimental Researches on the Elimination of Drugs by the Mammary Glands."

Each essay should be accompanied with a sealed envelope containing the author's name and address, and be transmitted to Benjamin S. Shaw, M. D., Resident Physician, Massachusetts General Hospital, on or before February 1, 1874.

J. THOS. STEVENSON, *Treasurer.*

BOSTON, June 19, 1871.

REPORT OF THE TREASURER  
OF THE  
MASSACHUSETTS GENERAL HOSPITAL,

For the Year 1871.

BOSTON, JANUARY 12, 1872.

*To the Trustees of the Massachusetts General Hospital,*

GENTLEMEN,—

I submit to you, for examination, the Annual Accounts of this Corporation, made up to December 31st, 1871, together with all vouchers for the payments made by me during the year, and all the evidences of property in possession on the first day of January, 1872.

The accounts are stated in detail upon pages one hundred and thirty-four to one hundred and forty-one, inclusive, of the Book of Annual Accounts; and they may be explained as follows:

## 134th. Page — ASYLUM EXPENSES.

The net expenditure in this Department has been . . . . . \$146,191.23

VIZ. : — For Stores, . . . . .	\$57,688.95	
Wages, . . . . .	23,761.59	
Fuel, . . . . .	9,853.88	
Stationery, etc., . . . . .	269.05	
Medicines, . . . . .	3,423.48	
Repairs, . . . . .	11,320.26	
Furniture, . . . . .	10,625.74	
Lights, . . . . .	3,938.04	
Diversions, . . . . .	6,401.25	
Contingencies, . . . . .	2,622.94	
Salaries, . . . . .	15,025.11	
Proportion of General Expenses, . . . . .	1,260.94	
		\$146,191.23 ;

which amount has been provided  
for as follows :

From Board of Inmates, . . . . .	\$136,194.35	
” Income of Asylum Funds, . . . . .	5,031.17	
” Income of General Fund, . . . . .	4,965.71	
		<u>\$146,191.23</u>

The expenses have been greater the past year than for the preceding year by the sum of \$11,851.60.

The amount charged to patients has been \$9,996.88 less than the expenses incurred on their behalf.

The average number of patients having been 178, the cost of each seems to have been \$15.80 per week.

## 134th Page — HOSPITAL EXPENSES.

The expenditure for the ordinary expenses of this Department has been . . . . . \$63,526.37

Viz. :— For Stores, . . . . .	\$24,150.59	
Wages, . . . . .	13,766.84	
Water Rates, . . . . .	1,009.40	
Fuel, . . . . .	5,905.06	
Lights, . . . . .	1,213.02	
Artificial Limbs, . . . . .	585.00	
Library, . . . . .	548.74	
Medicines, . . . . .	1,855.78	
Furniture, . . . . .	2,978.99	
Stationery, etc., . . . . .	365.29	
Surgical Instruments, . . . . .	542.22	
Wines and Liquors, . . . . .	1,680.97	
Repairs, . . . . .	2,880.02	
Contingencies, . . . . .	333.21	
Salaries, . . . . .	4,450.00	
Proportion of General Expenses, . . . . .	1,260.94	
	<hr/>	\$63,526.37 ;

which amount has been provided

for as follows :

From Board of Patients, . . . . .	\$11,078.69	
” Income of Free Bed Funds, . . . . .	28,611.06	
” Subscribers for Free Beds, . . . . .	11,700.00	
” Income of Library Funds, . . . . .	457.32	
” Income of Wooden Leg Fund, . . . . .	585.00	
” The General Fund, . . . . .	11,094.30	
	<hr/>	\$63,526.37

These expenses have been \$711.55 more than for the preceding year. The average number of patients for the year has been 122 $\frac{1}{4}$ ; of whom 29 $\frac{3}{4}$  paid their board, in whole or in part, and 92 $\frac{1}{2}$  were upon free beds. The average cost per patient has been \$9.96 per week. The amount charged to them for board has been \$52,447.68 less than the expenses incurred on their behalf. The average charge to paying patients has been \$7.14 per week, or \$2.82 less than cost per week.

The extraordinary expenses in this Department have been the cost of boiler-house, new heating and ventilating apparatus, elevator, etc., introduced during the year with very satisfactory results at an outlay of \$28,740.85; which amount has been provided for from the General Fund.

### 135th Page—ANNUAL SUBSCRIPTIONS FOR FREE BEDS.

The whole amount received on this account has been \$11,700.00; which amount has been added to the income for the support of free beds, making the whole sum received for that purpose \$40,311.06; which is \$6,815.06 less than the actual expenses incurred therefor. The charitable contributors for this object have been as follows:

Wm. Amory, . . . . \$100.00	<i>Brought forward,</i> . . . . \$600.00
Chas. Amory, . . . . 100.00	G. T. Bigelow, . . . . 100.00
Wm. Appleton, . . . . 100.00	J. A. Burnham, . . . . 100.00
C. H. Appleton, . . . . 100.00	M. Brimmer, . . . . 100.00
W. S. Appleton, . . . . 100.00	E. B. Bigelow, . . . . 100.00
R. Baker, Jr., . . . . 100.00	Mrs. G. Brooks, . . . . 100.00
	<hr/>
<i>Carried forward,</i> . . . . \$600.00	<i>Carried forward,</i> . . . . \$1100.00

<i>Brought forward,</i>	\$ 1100.00	<i>Brought forward,</i>	\$ 5900.00
S. Brooks,	100.00	W. R. Lawrence,	100.00
J. I. Bowditch,	100.00	Mrs. J. E. Lodge,	100.00
Boston and Maine Railroad,	100.00	T. Lyman,	100.00
Boston and Lowell Railroad,	100.00	F. L. Lee,	100.00
Boston and Albany Railroad,	100.00	J. L. Little,	100.00
Boston Gas Co.,	100.00	N. Matthews,	100.00
G. Brewer,	100.00	Wm. Minot,	100.00
Mrs. N. I. Bowditch,	100.00	R. M. Mason,	100.00
P. C. Brooks,	100.00	R. C. Mackay,	100.00
P. C. Brooks, Jr.,	100.00	Wm. Monroe,	100.00
Miss Bryant,	100.00	C. Mixer,	100.00
T. J. Coolidge,	100.00	Metropolitan Railroad,	100.00
G. S. Curtis,	100.00	Jas. Parker,	100.00
B. R. Curtis,	100.00	Wm. Perkins,	100.00
D. S. Curtis,	100.00	H. D. Parker & Co.,	100.00
J. G. Cushing,	100.00	E. Page,	100.00
Mrs. T. Chase,	100.00	S. R. Payson,	100.00
Jas. Davis,	100.00	Providence Railroad,	100.00
T. J. Dale,	100.00	G. F. Parkman,	100.00
F. G. Dexter,	100.00	F. H. Peabody,	100.00
Miss A. W. Davis,	100.00	W. D. Pickman,	100.00
John H. Eastburn,	100.00	W. R. Robeson,	100.00
J. W. Edmonds,	100.00	Jas. Read,	100.00
Wm. Endicott, Jr.,	100.00	H. B. Rogers,	100.00
E. Farusworth,	100.00	S. B. Schlesinger,	100.00
C. W. Freeland,	100.00	T. Sargent,	100.00
Mrs. A. Fearing,	100.00	J. Sawyer,	100.00
J. C. Gray,	100.00	S. G. Snelling,	100.00
W. H. Gardiner,	100.00	S. Salisbury,	100.00
Jno. Gardner,	100.00	H. Saltonstall,	100.00
J. P. & J. L. Gardner,	100.00	W. W. Tucker,	100.00
O. Goodwin,	100.00	N. Thayer,	500.00
Miss L. Goodwin,	100.00	H. Upham,	100.00
Miss E. Goodwin,	100.00	Union Railroad,	200.00
G. A. Gardner,	100.00	W. C. Wharton,	100.00
J. B. Glover,	100.00	Misses Welles,	500.00
R. C. Greenleaf,	100.00	E. Wigglesworth,	200.00
Mrs. A. Hemenway,	200.00	Miss A. Wigglesworth,	200.00
G. Higginson,	100.00	Mrs. M. Wigglesworth,	200.00
G. O. Hovey,	100.00	M. Williams,	100.00
R. W. Hooper,	100.00	S. D. Warren,	100.00
Misses Hooper,	100.00	C. L. Young,	100.00
Geo. Howe,	100.00	J. McGregor,	100.00
S. Johnson, Jr.,	100.00	Mechanics Mutual Fire Ins. Co.,	100.00
H. P. Kidder,	100.00	Massachusetts Humane Society,	200.00
C. W. Loring,	100.00		
J. A. Lowell,	100.00		
			\$ 11,700.00
<i>Carried forward,</i>	\$ 5900.00		

## 136th Page — PROFITS OF INVESTMENTS. 1871.

The whole amount of dividends, interest, rents, etc. collected during the year was \$43,074.55, from the investments of the following Funds:

The General Fund, . . . . .	\$7,644.82
Two Accumulating Funds, . . . . .	710.52
Six Asylum Funds, . . . . .	5,031.17
Thirty-one Free Bed Funds, . . . . .	28,611.06
Two Library Funds, . . . . .	457.32
One Wooden Leg Fund, . . . . .	381.10
One Warren Prize Fund, . . . . .	143.29
One Surgical Instrument Fund, . . . . .	95.27
	<hr/>
	\$43,074.55
	<hr/>

And this sum has been entered to the credit of those accounts as income, the average net income after payment of taxes and repairs having been at the rate of  $7\frac{1}{2}$  per cent. for the year.

## 136th Page — BOARD ACCOUNT.

The Amount charged to Patients has been:

At the Asylum, . . . . .	\$140,543.68
At the Hospital, . . . . .	33,089.23
	<hr/>
	\$173,632.91

The Amount remitted by the Trustees, has been:

At the Asylum, . . . . .	\$4,349.33
At the Hospital, . . . . .	22,010.54
	<hr/>
	26,359.87

*Amount Carried forward,* . . . . . \$147,273.04



<i>Amount Brought forward,</i>	. . .	\$147,273.04;
So that the income from this source has been :		
At the Asylum,	. . . . .	\$ 136,194.35
At the Hospital,	. . . . .	11,078.69
		<u>                    </u> \$147,273.04;

This exhibits a decrease, as compared with the previous year, of :

At the Asylum,	. . . . .	\$ 5,599.51
At the Hospital,	. . . . .	924.14
		<u>                    </u>
		<u>                    </u> \$ 6,523.65

### 137th Page — DONATIONS, ETC.

The donations, legacies, etc. received during the year have been :

From John L. Gardner, Esq., of Boston—a donation,	\$ 20,000.00
“ B. T. Reed, Esq., of Boston, — a donation, .	1,000.00
“ Sidney Homer, Esq., of Boston, — a bequest,	1,000.00
“ James Read, Esq., of Boston, — a bequest,	2,000.00
“ John Redman, Esq., of Boston, — a bequest,	
in part, . . . . .	3,500.00
“ M. P. Sawyer, Esq., of Boston, — a bequest,	
in part, . . . . .	5,477.71
“ Amateur Dramatic Club of Boston, — a	
donation, . . . . .	450.00
	<u>                    </u>
	\$ 33,427.71

Which amounts have been added to the several funds for which they were designed by their charitable donors, viz. :

To the Free Bed Funds,	. . . . .	\$25,500.00
“ Asylum Funds, . . . . .		1,000.00
“ General Fund, . . . . .		6,927.71
		<u>                    </u>
		<u>                    </u> \$33,427.71

## 140th Page — THE GENERAL FUND.

This account shows that the Fund amounted, on the 1st of January 1871, to . . . \$ 908,486.50 —that it has been increased during the year by

The Income of Investments, . . .	\$ 7,644.82
The Profits of the Hos. Life Ins. Co.,	10,000.00
The Bequest of Sidney Homer, Esq.,	1,000.00
The Bequest of M. P. Sawyer, Esq.,	5,477.71
The Donation of Dramatic Club, . . .	450.00
	<hr/>
	\$ 24,572.53
	<hr/>
	\$ 933,059.03;

and that it has contributed during the year towards the expenses of

The Asylum, . . . . .	\$ 4,965.71
The Hospital, ordinary	\$ 11,094.30
extraordinary	28,740.85
	<hr/>
	\$ 39,835.15
	<hr/>
	\$ 44,800.86 ;

And that it amounts at the close of the year to \$ 888,258.17 ; of which no less than \$ 796,747.94 are invested in land, buildings, etc. occupied and used for its own purposes.

## 140th Page — RESTRICTED FUNDS.

This account shows that these funds, of which the income alone can be used for specific pur-

poses, amounted on the 1st of January, 1871,  
to . . . . . \$443,729.16 ;  
that they have been increased during  
the year by

The Income of Investments, . . . . .	\$ 35,429.73	
Donation of J. L. Gardner, . . . . .	20,000.00	
Donation of B. T. Reed, . . . . .	1,000.00	
Bequest of James Read, . . . . .	2,000.00	
Bequest of J. Redman, . . . . .	3,500.00	
		<u>61,929.73</u>
		\$ 505,658.89 ;

and that they have contributed during  
the year to the

Hospital Expenses, . . . . .	\$ 29,653.38	
Asylum Expenses, . . . . .	5,031.17	
Warren Prize Expenses, . . . . .	420.56	
		<u>\$ 35,105.11 ;</u>

and that they amount at the close of the  
year to . . . . . \$ 470,553.78

Viz. :—Funds for Asylum, . . . . .	\$ 66,510.00	
“ “ Warren Prizes, } . . . . .	1,880.00	
“ “ “ Income, } . . . . .	111.29	
“ “ Free Beds, . . . . .	376,864.03	
“ “ Library, . . . . .	6,000.00	
“ “ History, . . . . .	5,561.91	
“ “ Wooden Legs, } . . . . .	5,000.00	
“ “ “ Income, } . . . . .	2,810.60	
Wm. Reed's Fund, . . . . .	4,470.68	
Fund for Surgical Instru- } . . . . .	1,250.00	
ments, . . . . .		
“ “ “ Income, } . . . . .	95.27	
		<u>\$ 470,553.78</u>

the whole of the principal of which is invested in productive securities.

Pages 138 and 139 — INCOME AND EXPENSE, 1871.

The expenses have been as follows:

1st.	At the Asylum as stated in this report,	. \$ 146,191.23
2nd.	“ “ Hospital “ “ “ “ “	. 63,526.37
	For care of 92½ Free	<u>                    </u>
	Beds, . . . . .	\$ 47,126.12
	“ care of 29¾ Pay	
	Beds, . . . . .	15,266.51
	“ Purchase of Wooden	
	Legs, . . . . .	585.00
	“ Increase of Library,	548.74
		<u>                    </u>
		\$ 63,526.37
		<u>                    </u>
	“ Ordinary Expenses, . . . .	\$ 209,717.60
3rd.	“ Extraordinary Expenses, . .	28,740.85
	For cost of Improve-	
	ments and additions	
	at the Hospital, . . . . .	\$ 28,740.85
		<u>                    </u>
	<i>Whole amount of Expenses,</i> . . . .	\$ 238,458.45

The *Income* has been as follows:

For the Asylum:

Income of Asylum	
Funds, . . . . .	\$ 5,031.17
Received for Board, 136,194.35	
	<u>                    </u>
	\$ 141,225.52
	<u>                    </u>
<i>Amounts Carried forward,</i>	\$ 141,225.52
	\$ 238,458.45

*Amounts Brought forward,* \$ 141,225.52 \$ 238,458.45

For the Hospital :

Income of Hospital

Funds, . . . \$ 29,653.38

Received from Sub-  
scribers for Free

Beds, . . . 11,700.00

Received for Board, 11,078.69

————— \$ 52,432.07.

For General Purposes :

Received of Hos.

Life Ins. Co., . \$ 10,000.00

Income of General

Fund, . . . 7,644.82

————— \$ 17,644.82

*Whole amount of Income,* . . . \$ 211,302.41

From which it appears that the excess  
of the expenses over the income has  
been . . . . . \$ 27,156.04

and that deficiency has been provided  
for from the principal of the General  
Fund.

141st Page — STATEMENT OF AFFAIRS, JAN. 1, 1872.

This statement shows that the Corporation holds  
the following property, in addition to its real estate,

etc. in use as a Hospital at Boston and an Asylum at Somerville.

Insurance Stock, . . . - .	\$ 50,000.00
Annuities in Trust, . . . .	100,000.00
Public Loans, . . . . .	154,000.00
Railroad Stocks and Bonds, . . .	52,665.00
Manufacturing Stocks and Bonds, .	101,274.00
Bank Stocks, . . . . .	38,334.75
Notes and Mortgages, . . . . .	6,000.00
Real Estate in Boston, . . . . .	56,773.10

Which assets, amounting to                      \$559,046.85,  
are held as the investment of the follow-  
ing Funds:

FOR ASYLUM.

APPLETON, . . \$ 30,010.00	BROMFIELD, . . \$ 20,000.00	
AUSTIN, . . . 5,000.00	KITTRIDGE, . . . 5,500.00	
READ, . . . . 1,000.00	AMUSEMENT, . . . 5,000.00	
	<u>                    </u>	\$ 66,510.00

FOR HOSPITAL.

LIBRARY, Treadwell, \$5,000.00	Warren, \$1,000.00	\$ 6,000.00
PRIZES, Warren Prize, . . . . .		1,880.00
SURG. INST., \$1,250.00,	WOODEN LEG, \$5,000.00	6,250.00
HISTORY, . . . 5,561.91,	Wm. Read, . . . 4,470.68	10,032.59
FREE BEDS.		
Bromfield, \$ 20,000.00	Read, \$ 1,000.00	
Belknap, 10,000.00	Pickens, 1,676.75	
Williams, 13,000.00	Redman, 134,114.50	
Brimmer, 5,000.00	Raymond, 2,820.00	
Thompson, 500.00	Mason, 9,400.00	
J. Phillips, 10,000.00	Sawyer, . . . 7,000.00	
	<u>                    </u>	<u>                    </u>
<i>Carried up,</i> \$53,500.00	\$156,011.25	\$24,162.59
		<u>                    </u>
		\$ 66,510.00

<i>Brought up,</i>	\$ 58,500.00		\$ 156,011.25	\$ 24,162.59	\$ 66,510.00
Percival,	950.00	Waldo,	40,000.00		
Tueker,	3,312.37	Wilder,	12,000.00		
Treadwell,	38,703.91	Shaw,	500.00		
Gardner,	20,000.00	Gray,	1,000.00		
Loring,	5,000.00	Todd,	5,000.00		
W. Phillips,	5,000.00	Greene,	5,000.00		
Townsend,	11,486.50	Davis,	900.00		
Sever,	500.00	Harris,	1,000.00		
Nichols,	6,000.00	Reed,	1,000.00		
Dowse,	5,000.00				
	<hr/>		<hr/>		
	\$ 154,452.78		\$ 222,411.25	\$ 376,864.03	
	<hr/>		<hr/>		

For Hospital, . . . 401,026.62

Unrestricted General Fund, so much thereof as is not invested in Asylum and Hospital, viz, . . . 91,510.23

---

---

\$559,046.85

It will be perceived that the most urgent need, at the present time, is for an increase of the Funds for the support of free patients at the Hospital in Allen Street.

The actual cost of that item has been \$47,126.12; while the income derived from all the Funds, held for that specific purpose, was but \$28,611.06. Due notices have been sent to the annual subscribers of the expiration of their rights on the 31st ultimo; and it gives me pleasure to inform the Trustees that they, very generally, have responded with their accustomed

promptness. It is to be hoped that all the subscribers for the last year, who still live, will renew this very efficient charity. The seal has been put upon the good works on earth of four of your subscribers, viz., James Read, Esq., Theron J. Dale, Esq., George Howe, Esq. and Miss Susan J. Welles.

J. THOMAS STEVENSON,

*Treasurer.*



# REPORT OF THE RESIDENT PHYSICIAN

## OF THE

### MASSACHUSETTS GENERAL HOSPITAL,

For the Year 1871.

Number of Patients in the Hospital, January 1, 1871.

Paying, 24.       : :       Free, 86.       : :       Total, 110.

Admitted to the Hospital from January 1, 1871 to January 1, 1872.

	Males.	Females.	Total.
Patients paying board, . . . . .	330	102	432
“ “ “ part of the time, . . . . .	16	9	25
“ entirely free, . . . . .	543	427	970
	889	538	1427

Of these, 3 paid \$35 per week ; 10 paid \$24.50 ; 47 paid \$21 ; 14 paid \$14 ; 3 paid \$10 ; 127 paid \$7 ; and 228 paid \$4.50.

Whole number of patients treated during the year:—paying, 456 ; paying part of the time, 25 ; free, 1056 :—total, 1537.

Discharged during the year.

	Males.	Females.	Total.
Well, . . . . .	522	299	821
Much relieved, . . . . .	72	54	126
Relieved, . . . . .	112	84	196
Not relieved, . . . . .	32	26	58
Not treated, . . . . .	37	14	51
Dead, . . . . .	81	28	109
Insane and eloped, . . . . .	18	4	22
	874	509	1383

## Number of Patients Remaining, December 31, 1871.

Males, . . . 81	Females, . . . 73	Total, . . . 154
Paying, . . . 28	Free, . . . 126	
Medical, . . . 74	Surgical, . . . 80	

Proportion of deaths to the whole number of results, 7.88 per cent.

Number of patients received on account of accident, 178.

The greatest number of paying patients at any one time, was 43; of free patients, 126; the greatest total, 154. The least number in private rooms, at any one time, was 3; the least paying, 19; the least free, 67; the least total, 91. The private rooms have been generally fully occupied.

The average number of patients was 122; males, 70; females, 52.

The average number of paying patients was 30: 14 Americans; 16 Foreigners.

The average number of free patients was 92.

The greatest number of paying patients was 43: 20 Americans; 23 Foreigners.

The least number of paying patients was 19: 9 Americans; 10 Foreigners.

		Residence.		
Boston, . . . . .	559	Rhode Island and		
Massachusetts, (except-		Connecticut, . . . . .	5	
ing Boston,) . . . . .	755	Other States, . . . . .	12	
Maine, . . . . .	34	British Provinces, . . . . .	14	
New Hampshire, . . . . .	48			

		Birthplace.	
Boston, . . . . .	119	British Provinces, . . . . .	160
Massachusetts, (except- ing Boston, . . . . .	274	Great Britain, . . . . .	92
Maine, . . . . .	100	Ireland, . . . . .	458
New Hampshire, . . . . .	60	Germany, . . . . .	22
Vermont, . . . . .	21	Norway and Sweden, . . . . .	12
Rhode Island and Connecticut, . . . . .	15	France, . . . . .	9
New York, . . . . .	29	Western Islands, . . . . .	23
Southern and Western States, . . . . .	31	Other Places, . . . . .	2
<hr/>		<hr/>	
Total, Americans, . . . . .	649	Total, Foreigners, . . . . .	778

		Occupation.		
Males.		Paying.	Free.	Partial Payment.
Mechanics, . . . . .		123	191	6
Laborers, . . . . .		48	176	4
Farmers, . . . . .		25	15	
Minors, . . . . .		28	74	
Seamen, . . . . .		41	15	1
Clerks, . . . . .		20	23	3
Teamsters, . . . . .		13	11	2
Traders, . . . . .		9	11	
Servants, . . . . .		4	25	
Lawyers, . . . . .		1		
Clergymen, . . . . .		1	1	
Physicians, . . . . .		5	1	
Merchants, . . . . .		11		
Teachers, . . . . .		1		
		<hr/>	<hr/>	<hr/>
		330	543	16

Total males, 889. Of these 48 were in private rooms.

Females.	Paying.	Free.	Partial Payment.
Domestics, . . . . .	13	229	5
Minors, . . . . .	15	55	
Wives, . . . . .	55	73	2
Widows, . . . . .	3	9	
Seamstresses, . . . . .	5	38	1
Spinsters . . . . .	6	2	1
Operatives, . . . . .	5	21	
	102	427	9

Total females, 538. Of these, 29 were in private rooms.

Twenty-four per cent. of the free patients were female domestics; eighteen per cent. were laborers; twenty per cent. were mechanics; and fourteen per cent. were children.

The average time of paying patients was 3.12 weeks; and that of free patients, 3.92 weeks. The proportion of ward beds occupied by free patients was 73 per cent.; by paying patients, 27 per cent. About 18 per cent. of the paying patients occupied private rooms.

	Admission	Refused.
Phthisis, (Consumption,) . . . . .	74	Chronic Rheumatism, . . . . . 17
Syphilis, . . . . .	40	Paralysis, . . . . . 40
Chronic Ulcers, . . . . .	36	Epilepsy, . . . . . 7
Scrofula and Abscess, . . . . .	12	Cancer, . . . . . 5
Insanity and Delirium		Injuries unsuitable for
Tremens, . . . . .	27	admission, . . . . . 9
Hip and Spine Disease, . . . . .	12	Contagious Diseases, . . . . . 10
Debility and Senility, . . . . .	24	Other Cases, . . . . . 23
Dropsy, . . . . .	20	Total, . . . . . 354

216 of those rejected were foreigners; 124 were residents of Boston; and 207 of other parts of Massachusetts.

## Out-Patients.

Nine thousand seven hundred and ninety-two (9,792) persons have been treated as Out-patients, not remaining in the Hospital, but receiving advice, medicine, surgical attendance and dental treatment. They may be tabulated as follows :

Males, . . . . .	4,300	Females, . . . . .	5,492
Americans, . . . . .	5,072	Foreigners, . . . . .	4,720
Residents of Boston, . . . . .	6,469	Residents of other places, . . . . .	3,323
Medical cases, . . . . .	4,827	Surgical cases, . . . . .	2,542
Skin Diseases, . . . . .	647	Dental cases, . . . . .	1,776

Of the dental patients, 537 had teeth filled ; 1,094 had teeth extracted ; and 145 had other operations.

Of the surgical cases, there were :

Fractures and Dislocations, . . . . .	195	Chronic Ulcers, . . . . .	120
Lacerated and Incised Wounds, . . . . .	205	Enlarged Glands, . . . . .	59
Abscess, . . . . .	258	Felons, . . . . .	99
Contusions and Sprains, . . . . .	107	Chronic Inflammation of Knee, . . . . .	35

The new heating apparatus gives perfect satisfaction. Of the four boilers, three only have been used, at a pressure of less than five pounds, even in the coldest weather. There is no difficulty in keeping all the wards at a temperature of 70° night and day uniformly, even when the thermometer out of doors stands below zero. The air is fresh and agreeable and never unduly heated.

The ventilation of the foul ward, and the west wing of the main building, into the new boiler house chimney, seems to be working well, the foul ward especially being better ventilated than by the old system.

As far as can be judged at present, there will be a very considerable economy in fuel, but this cannot be stated with certainty until after a full year's trial.

The Elevator, which was almost useless without the power of steam, is now in constant service, runs smoothly, and is apparently perfectly safe.

In the Spring we shall want modern washing and drying apparatus put into the laundry and worked by the same power. In accordance with a vote of the Board of Trustees it is proposed to gradually raise the land on Charles Street, plant trees and lay out walks. The city is already aiding us in this matter, and it is hoped that part of the ground may be ready by another Autumn to receive rows of trees. In this connection, consideration should be taken of the condition of the temporary wooden fences on Charles and Allen Streets, as well as of the brick walls on Allen and Blossom Streets, which seriously need repairs.

The Treadwell Library, used by the Medical Staff of the Hospital, is constantly consulted. The fund for its increase is devoted to the purchase of rare and expensive works, and foreign medical journals. The Hospital Circulating Library for the patients needs yearly replenishing, as the books and bindings are

soon injured or worn out. Illustrated books and those of light character are most called for, especially such as are suitable for the young. The Warren Fund Books, given to individuals upon leaving the Hospital, have been gratefully received.

During the year, at various times, the patients have been the recipients of many sources of pleasure, from friends of the Institution. The Young Men's Christian Union provided a series of Theatrical Entertainments and Tableaux during the Winter months. Christmas, Thanksgiving and Fourth of July Dinners were furnished by the liberality of Mrs. Bowditch, Miss Hemenway and Dr. Shattuck. Barrels and boxes of apples and pears, of tomatoes and other vegetables, ice cream and oranges, grapes and flowers, have been generously sent from Hollis Street Chapel and from the overflowing gardens of our suburban friends. Carriage rides for convalescents, books and toys for the children, and clothing for the needy, have been also supplied by Mrs. Bowditch, by the Young Men's Christian Union and others. Various railroad corporations have done their share in transporting patients free of charge, whenever asked, and special thanks are due to the Boston and Maine and Boston and Albany Railroads for repeated favors of this kind.

Attention is called to the fact that one hundred and twenty-five more patients were treated in 1871 than in 1870. These cases were all acute, demanding active hospital treatment. At times when beds were vacant more patients might have been received, but had

chronic cases been taken at such times, they would have occupied beds, to the exclusion of a larger number requiring a physician's daily care. Had we received one-third part of the chronic cases rejected during the year, the Hospital would have been converted into an infirmary and its usefulness have been impaired. Should we admit cases demanding isolation from other patients on account of their objectionable character, and unsuitable for treatment in a common ward, the brick building, now used for this purpose, would immediately be filled and no place remain for the constantly required separation of those already in the house. The great demand of the public is for accommodation for these two classes of diseases, and notwithstanding the numerous hospitals and homes opened in Boston during the past ten years, this want remains unsupplied. In most instances a person who cannot be received into the Massachusetts General Hospital is refused elsewhere.

The out-patient department is doing more good each successive year, as the figures show. Many refused admission into the wards are treated there, while others are sent from that department into the wards. The number treated compares favorably with that of the Boston Dispensary, instituted for the same purpose. The social condition of the applicants, and the class of diseases are worthy of careful consideration. Skin diseases receive the attention of a specialist; fractures and dislocations that of experi-



enced surgeons; the question of consumption or some incurable disease is determined by skilful physicians, and dental patients secure the best professional and mechanical skill.

Respectfully submitted,

BENJAMIN S. SHAW,

*Resident Physician.*

TO THE BOARD OF TRUSTEES, }  
BOSTON, JANUARY 1, 1872. }



# FIFTY-FOURTH ANNUAL REPORT

OF THE

SUPERINTENDENT OF THE McLEAN ASYLUM FOR THE INSANE,

TO THE

TRUSTEES OF THE MASS. GENERAL HOSPITAL,

JANUARY 1, 1872.

*To the Trustees of the Massachusetts General Hospital.*

GENTLEMEN,—

During the year two hundred and fifty-three persons — one hundred and fourteen males and one hundred and thirty-nine females — have been under treatment.

Seventy-five persons — thirty-three males and forty-two females — have been admitted.

Eighty-one — forty males and forty-one females — have been discharged, and the number remaining to-day is one hundred and seventy-two — seventy-four males and ninety-eight females.

Twenty-one of those discharged — ten males and eleven females — were *recovered*.

Twenty-two — ten males and twelve females — were *much improved*.

Nine — six males and three females — were *improved*.

Two males did not remain long enough for treatment.

Thirteen — six males and seven females — have *died*.

Nineteen of those received were thought to be incurable, at time of admission, and fifty-six were recent cases, or in the acute stage of disease.

Three of the deaths were from Chronic Insanity; three from Apoplexy; two from the exhaustion of Acute Melancholia; one from Paralysis; one from General Paralysis: one from Pneumonia; one from Old Age; and one from Puerperal Mania.

The year which has just passed has been marked by many important changes. In the early Spring our beloved and respected Superintendent, Dr. Tyler, felt obliged, by the state of his health, to resign his position, and to seek the rest, which he so much needed, in Europe. His resignation was deeply regretted by both officers and patients, all of whom had learned to consider him their warm and true friend. It has given us great pleasure to see him return with recuperated strength, and to know that he is near by to help us with his kind advice and friendly support.

The Institution continued under the charge of Dr. Whittemore, till the 1st of July, when he, too, felt compelled, by failing health, to tender his resignation, and to follow Dr. Tyler to Europe. His departure made another void, in the circle of our Asylum life, and while we bade him "God speed," we could but

miss his pleasant words, his ever ready sympathy and his untiring zeal.

On the 1st of July, Dr. Isaac Ray, of Philadelphia, assumed the duties of Superintendent, which he continued to exercise till the 1st of October, when the pressure of other engagements obliged him to return to Philadelphia. During the short time he was with us, he made many friends.

On the 13th of October, Dr. George F. Jelly, was elected Superintendent.

On the 13th of November, Dr. Orville F. Rogers, who, for two years had occupied the position of Second Assistant Physician, in the "Retreat for Insane," at Hartford, was appointed First Assistant Physician.

In March, the illness of Mr. David J. Dearborn, for three years the faithful and efficient Supervisor of the male wing, compelled him to resign that position, in which he was succeeded by Mr. Elbridge S. Upham.

During the past twelve months, the same general plan of treatment has been pursued, and has met with a good share of success. Occupation and diversion have been sought in various ways. The daily walks and rides have furnished amusement for all able to go out of doors. In-door and out-of-door games have been largely patronized.

The Amusement Fund has enabled us to furnish more entertainments than ever before. During the summer, a band of music played every week upon the grounds, and gave all who desired it an oppor-

tunity to dance out of doors. Dancing parties have been frequent during the cooler weather, in the hall, or in one of the galleries, and have been highly enjoyed.

The Mendelssohn Quintette Club of Boston, gave us two concerts, and Mr. Black, a very interesting exhibition of the Stereopticon. A drawing class has been in operation during a portion of the year. We are under obligations to Rev. W. H. H. Murray, for his lecture upon the Adirondacks; to Rev. W. B. Wright, for his lecture upon the Mormons; to Rev. Phillips Brooks, for officiating at our Sunday services; to Dr. Walker and his board of directors, for four excursions down the harbor; to Mr. Alvin Adams, for kindly opening his picture gallery to our patients; to the Mercantile Library Association, for a pleasant dramatic entertainment; to a company of ladies and gentlemen from Boston, for private theatricals; to many more who have cheered us by their music, and helped us in our social entertainments; and to Mrs. S. Cabot of Brookline, for weekly gifts of beautiful flowers during the past winter.

A large number of books have been added to the Library, and have furnished to many a never-failing resource of amusement and instruction.

Rev. Isaac R. Worcester continues to officiate as Chaplain, and is highly esteemed by his hearers.

The various departments of the Asylum have been conducted with an earnest desire to promote the comfort and happiness of the patients, and I should do

injustice to my own feelings, did I not mention, with gratitude, the ready and prompt co-operation which all my associate officers have given me since placed by you at its head.

In conclusion, I must not fail to express to the gentlemen of the Board, my heartfelt thanks for the kindness you have always shown me; and while promising to make it my earnest purpose to promote the welfare of the Institution, to ask of you, the continuance of the friendly support which you have always given the Superintendent in the discharge of his duties.

GEORGE F. JELLY,  
*Superintendent.*

McLEAN ASYLUM FOR THE INSANE, }  
Somerville, 1st January, 1872. }

## RECAPITULATION

FOR THE YEAR ENDING DECEMBER 31st, 1871.

	Males.	Females.	Total.
In the House Jan. 1st, 1871.	. 81	97	178
Received in the year,	. 33	42	75
	—	—	—
Total,	. 114	139	253
Discharged,	. 40	41	81
	—	—	—
Remaining Dec. 31st,	. 74	98	172

Weekly average number of patients, 178.



*Table of Admissions, Discharges, and Results, at the McLean Asylum, from its opening, October 6, 1818, to December 31, 1871, inclusive.*

YEARS.	Admitted.	Discharg'd	Wh'le No. under care.	Die'd.	Much improved, &c.	Recover'd	Remain'g at end of year.	Average No. of Patients.
1818-19	58	35	58	5	19	11	23	-
1820	44	40	67	1	28	11	27	-
1821	47	46	74	3	33	10	28	-
1822	64	50	92	5	31	14	42	-
1823	73	61	115	2	39	20	54	-
1824	53	56	107	5	28	23	51	-
1825	59	56	110	8	27	21	54	-
1826	47	46	101	5	21	20	55	-
1827	58	56	113	5	17	34	57	-
1828	77	65	134	5	37	23	69	-
1829	73	77	142	9	42	26	65	-
1830	82	78	147	10	34	34	69	-
1831	83	84	152	8	46	30	68	-
1832	94	98	162	10	45	43	64	-
1833	103	100	167	8	50	42	67	-
1834	108	95	174	7	47	41	80	-
1835	83	84	163	11	28	45	77	-
1836	106	112	183	10	38	64	71	-
1837	120	105	191	8	25	72	86	80
1838	138	131	224	12	45	74	93	95
1839	132	117	225	10	38	69	108	112
1840	155	138	263	13	50	75	125	128
1841	157	141	283	11	55	75	142	135
1842	129	138	271	15	43	80	133	143
1843	126	126	260	18	45	63	134	131
1844	158	140	292	20	52	68	152	146
1845	119	120	271	13	33	74	151	149
1846	148	126	299	9	52	65	173	164
1847	170	170	343	33	50	87	173	172
1848	143	155	316	23	50	82	155	171
1849	160	137	321	15	58	64	184	177
1850	173	157	357	28	51	78	200	201
1851	164	173	364	29	69	75	191	195
1852	145	135	336	15	48	72	201	200
1853	114	120	315	17	45	58	195	194
1854	120	120	315	16	45	59	195	195
1855	123	126	318	24	46	56	192	192
1856	149	145	341	19	58	68	196	195
1857	141	159	337	28	60	71	178	191
1858	155	147	333	25	50	72	186	187
1859	131	142	317	28	53	61	175	185
1860	121	109	296	24	46	39	187	185
1861	111	110	298	23	33	54	188	193
1862	82	94	270	18	37	39	176	190
1863	94	69	270	13	20	36	201	191
1864	101	107	302	27	38	42	195	200
1865	82	85	277	17	33	35	192	186
1866	103	98	295	29	23	46	197	197
1867	89	108	286	27	36	45	178	186
1868	92	94	270	23	37	34	176	166
1869	108	100	284	18	31	51	184	187
1870	79	85	263	12	40	33	178	187
1871	75	81	253	13	22	21	172	178
-	5719	5547	-	790	2127	2605	-	-





*Table of the Income and Expenses of the Hospital*

**INCOME.**

Year.	Board of Patients at		Free-bed Funds and Subscriptions	Funds for other Char- ities at		Total Income of	
	Hospital.	Asylum.		Hospital.	Asylum.	Hospital.	Asylum.
1862	\$5,853.89	\$65,182.65	\$17,175.62	\$414.15	\$4,106.69	\$23,443.66	\$69,289.34
1863	6,312.25	67,130.07	17,311.70	695.30	4,514.46	24,319.25	71,644.53
1864	7,714.54	96,960.53	18,832.22	648.21	4,118.29	27,194.97	101,078.82
1865	14,847.27	111,377.98	32,329.06	717.35	4,883.90	47,893.68	116,261.88
1866	14,977.44	125,457.64	23,843.74	1,082.64	7,035.18	39,903.82	132,492.82
1867	16,717.68	134,416.01	27,480.37	1,146.20	5,579.02	45,344.25	139,995.03
1868	14,671.45	127,893.29	27,913.05	1,320.00	5,144.00	43,904.50	133,037.29
1869	13,426.70	140,292.63	30,420.08	1,165.00	4,992.07	45,011.78	145,284.70
1870	12,003.83	141,793.86	31,944.08	807.00	4,659.27	44,754.91	146,453.13
1871	11,078.69	136,194.35	40,311.06	1,042.32	5,031.17	52,432.07	141,225.52
10 yrs	\$117,603.74	\$1,146,699.01	\$267,560.98	\$9,038.17	\$50,064.05	\$394,202.89	\$1,196,763.06

**EXCESS OF EXPENSES**

Year.	Excess of Expenses over Total Receipts.	Average cost per week per Patient.		Cost of pay Patients over Board.	Free Patients over Funds and Subscriptions.	Cost of all Patients over Board.
		Hospital.	Asylum			
1862	\$18,671.15	6.04	7.27	\$774.76	\$17,896.39	\$36,260.92
1863	23,102.46	6.66	6.98	-160.98*	23,263.44	41,108.46
1864	32,964.58	8.38	9.76	2,510.27	30,454.31	52,445.01
1865	10,075.12	9.86	12.49	8,272.35	1,802.77	43,121.53
1866	28,882.98	13.88	12.30	15,108.64	13,694.38	53,809.36
1867	15,664.97	11.28	13.84	9,368.99	6,277.65	44,291.54
1868	23,659.97	12.74	16.51	8,992.05	14,568.66	52,893.02
1869	17,226.82	10.14	14.21	6,702.16	10,316.36	48,812.90
1870	18,059.91	10.05	13.83	3,840.52	14,143.34	50,810.99
1871	11,094.30	9.96	15.80	4,187.82	6,815.06	52,447.68
10 yrs.	\$199,402.26			\$59,596.58	\$139,232.36	\$476,001.41

\*Excess this year of Receipts for Board over cost of Paying Patients.

and Asylum, for ten years—1862 to 1871.

### ORDINARY EXPENSES.

Year.	Cost of Paying Patients.	Cost of Free Patients.	Other Charities.	Total Expenses of	
	Hospital.	Hospital.	Hospital.	Hospital.	Asylum.
1862	\$6,628.65	\$35,072.01	\$414.15	\$42,114.81	\$71,823.46
1863	6,151.27	40,575.14	695.30	47,421.71	69,300.63
1864	10,224.81	49,286.53	648.21	60,159.55	101,484.38
1865	23,119.62	34,131.83	717.35	57,968.80	120,885.84
1866	30,086.08	37,538.12	1,162.60	68,786.80	126,015.83
1867	26,086.67	33,758.02	1,164.53	61,009.22	133,844.14
1868	23,663.50	42,481.71	1,419.26	67,564.47	142,535.36
1869	20,128.86	40,736.44	1,373.30	62,238.60	138,132.02
1870	15,844.35	46,087.42	883.05	62,814.82	134,339.63
1871	15,266.51	47,126.12	1,133.74	63,526.37	146,191.23
10 yrs.	\$177,200.32	\$406,793.34	\$9,611.49	\$593,605.15	\$1,184,552.52

### OVER BOARD, ETC.

Outlay for Lands and Buildings.		Charges upon the General Funds.	
Hospital.	Asylum.	Hospital.	Asylum.
		\$23,451.42	\$18,869.36
		27,882.72	13,991.34
		37,744.85	16,740.79
		14,855.38	20,959.20
For	For	33,663.25	9,858.25
Nine Years.	Nine Years.	20,445.23	10,184.34
\$43,022.39	\$147,017.13	28,440.24	25,833.31
		22,007.08	9,182.56
		22,840.18	4,221.73
28,740.85	.....	39,835.15	4,965.71
\$71,763.24	\$147,017.13	\$271,165.50	\$134,806.59

Table Showing the Cost of Principal Stores at the McLean Asylum.

Articles.	1862.				1863.				1864.				1865.				1866.			
	Quantity.	Cost.	Average.	Quantity.	Cost.	Average.	Quantity.	Cost.	Average.	Quantity.	Cost.	Average.	Quantity.	Cost.	Average.	Quantity.	Cost.	Average.		
Beef..... lbs.	11,565	\$1,231.02	.1064	9,127	\$1,196.86	.1311	8,680	\$1,513.39	.1743	11,074	\$2,508.95	.2265	15,869	\$3,343.60	.217	2,9316				
"  Steak..... "	5,725	792.08	.1384	8,540	1,391.62	.1629	7,874	1,717.12	.2180	8,778	2,500.21	.2848	8,204	2,405.10	.29316					
"  Corned..... "	11,329	920.24	.0812	11,066	1,083.58	.0979	16,636	2,639.79	.1586	15,090	2,726.49	.186	13,770	2,436.77	.17841					
Bread..... "	48,276	1,875.82	.0388	48,637	2,167.26	.0445	53,987	2,936.55	.0543	49,344	3,125.17	.0633	64,995	4,467.76	.06874					
Butter..... "	15,965	3,252.58	.2037	16,356	3,988.50	.2438	14,777	5,778.28	.39103	15,557	6,607.67	.42474	17,427	8,016.42	.46					
Coffee..... "	3,167	713.30	.2252	2,773½	827.42	.2983	2,570½	1,016.29	.39537	3,153	1,402.27	.44474	3,350	1,301.78	.38859					
Eggs..... doz.	5,582	905.70	.16223	3,812	777.55	.2039	2,016	618.51	.3068	3,489	1,300.59	.344	5,391	1,719.42	.31894					
Flour..... bbls.	104	748.62	.7198	113	998.39	.8835	71	776.87	10.94	129	1,665.13	12.308	136	2,182.80	16.05					
Hams..... "	6,052	445.40	.07359	3,602	331.90	.09769	3,043	572.46	.18812	2,115	456.97	.216	1,004	196.15	.19536					
Ice..... tons.	53½	161.25	3.00	55½	277.50	5.00	57.65	230.60	4.00	78½	314.00	4.00	94	550.46	5.856					
Lard..... lbs.	55	5.77	.105	410	46.21	.1127	1,573	280.48	.1783	1,173	306.99	.261	960	184.46	.1921					
Mutton and Lamb, "	8,215	715.22	.087	4,791	509.32	.1063	8,454	1,169.26	.1382	9,110	1,542.55	.1693	9,638	1,394.88	.14472					
Poultry..... "	10,723	1,320.58	.1231	4,417	551.05	.1247	8,749	1,878.93	.2147	7,323	2,214.59	.3024	13,493	4,072.20	.3018					
Sugar..... "	21,869	2,523.06	.11537	21,994	3,214.59	.14615	20,030	4,272.17	.21328	22,000	5,003.46	.22743	24,788	4,098.21	.16533					
Tea..... "	1,801	954.62	.5300	1,353	919.48	.68	1,226	966.03	.7879	1,500	1,695.00	1.13	2,240	1,215.20	.98					
Veal..... "	5,632	462.72	.0821	5,718	569.35	.0995	5,204	770.30	.1481	4,421	695.17	.1572	4,718	792.06	.1678					
Lights..... "	.....	1,827.45	.....	.....	1,786.64	.....	.....	2,172.95	.....	.....	3,217.63	.....	.....	3,738.93	.....					
Coal..... tons.	509½	2,816.45	5.22	126.39	1,167.14	9.25	659.951	8,204.58	12.43	739.75	7,350.83	9.94	809.825	7,848.87	9.69					
Wood..... cords.	134½	635.06	4.71	.....	.....	.....	43½	491.75	11.37	.....	.....	.....	.....	.....	.....	96½	1,160.56	12.06		

Table Showing the Cost of Principal Stores at the McLean Asylum.—Continued.

Articles.	1867.			1868.			1869.			1870.			1871.		
	Quant.t.	Cost.	Average.	Quantity.	Cost.	Average.	Quantity.	Cost.	Average.	Quantity.	Cost.	Average.	Quantity.	Cost.	Average.
Beef.....lbs.	13,703	\$3,238.85	.2363	13,686	\$3,275.73	.2393	10,920	\$2,369.34	.2169	11,563	\$2,585.68	.22361	11,110	\$2,174.02	.19568
" Steak....."	10,879	3,208.50	.2949	10,633	3,235.50	.3043	12,825	3,847.50	.30	13,448	4,391.37	.32654	15,340	4,168.36	.27173
" Corned....."	18,205½	3,129.21	.17188	17,675	3,128.28	.177	15,821	2,579.49	.163	15,731	2,464.90	.15668	16,638	2,550.59	.13526
Bread....."	52,290	4,293.15	.0823	46,325	3,706.00	.08	53,375	3,951.82	.074	59,423	3,773.69	.06345	58,754	3,474.21	.05913
Butter....."	16,203	5,624.20	.3471	17,065	7,532.56	.4414	19,168	8,420.53	.4393	18,821	7,214.62	.38332	22,843	8,219.68	.35983
Coffee.....doz.	3,917½	1,514.29	.3865	4,239	1,541.27	.3621	4,976	1,780.94	.3577	5,152	1,560.33	.30285	4,886	1,302.77	.26663
Eggs.....doz.	7,332	2,207.56	.30108	6,237	2,001.36	.3208	8,288	2,633.08	.3176	8,299	2,415.59	.29107	9,211	2,537.35	.27546
Flour.....bbls.	149	2,434.75	16.34	139	2,124.75	15.28	154	1,876.88	12.1875	150	1,409.50	9.39	154	1,560.00	10.1298
Hams.....lbs.	1,094½	184.77	.1688	831	143.52	.1727	187½	32.35	.168	.....	.....	.....	1,142	169.26	.14821
Ice.....tons	102	516.70	5.06	106.65	432.55	4.05	113½	453.00	4.00	162.3	1,199.15	7.3884	230½	923.00	4.00
Lard.....lbs	1,239	176.56	.1425	1,453	267.25	.1839	1,045	215.36	.206	1,298	227.04	.1847	1,953	231.18	.11837
Mutton and Lamb, "	10,515	2,328.12	.2214	9,658	1,519.52	.1573	9,686½	1,534.46	.1584	9,961	1,580.75	.15869	10,405	1,436.53	.13866
Poultry....."	13,143	3,790.55	.2884	17,262	5,048.19	.2924	20,082	6,445.72	.329	21,026	6,117.40	.29094	20,885	5,760.72	.27582
Sugar....."	26,528	4,173.23	.1573	24,928	3,985.04	.1598	29,324	4,666.54	.1592	28,652	3,924.38	.13696	26,351	3,507.66	.13311
Tea....."	1,397	1,467.49	1.055	1,542	1,634.90	1.06	1,616	1,588.15	.9827	1,899	1,648.80	.86824	1,864	1,526.04	.81869
Veal....."	5,518	887.26	.1679	3,017	529.43	.1754	4,482½	773.91	.1726	5,247	886.24	.1689	6,811	1,083.01	.15910
Lights....."	.....	3,801.19	.....	.....	5,600.73	.....	.....	4,649.13	.....	.....	4,276.25	.....	.....	3,938.04	.....
Coal.....tons.	647.82	5,497.66	8.48	899.146	6,956.75	7.73	848.2100	9,692.11	11.4197	688	5,283.98	7.68	713.190	5,899.93	8.27
Wood.....cords.	63½	559.22	8.75	433	409.71	9.36	97½	984.17	10.12	85½	869.25	10.19	195½	1,837.42	9.38

Table Showing the Cost of Principal Stores at the Massachusetts General Hospital.

Articles.	1865.				1866.				1867.				1868.					
	Quantity.	Cost.	Average.	Quantity.	Cost.	Average.	Quantity.	Cost.	Quantity.	Cost.	Average.	Quantity.	Cost.	Average.	Quantity.	Cost.	Average.	
Beef, Sirloin.....lbs.	1,789	\$ 396.45	.2216	2,097	\$ 497.14	.2323	2,150	\$ 533.43	2,347	\$ 645.19	.275	2,347	\$ 645.19	.275	2,347	\$ 645.19	.275	
" for Soup....."	7,697	525.73	.0683	5,046	353.22	.07	5,392	377.44	5,325	386.75	.07	5,325	386.75	.07	5,325	386.75	.07	
" Corned....."	4,436	555.82	.1253	3,228	403.50	.125	3,828	511.56	4,137	579.18	.14	4,137	579.18	.14	4,137	579.18	.14	
" S (cask)....."	2,797	625.12	.2235	3,030	647.39	.2136	4,045	924.37	3,800	915.37	.2385	3,800	915.37	.2385	3,800	915.37	.2385	
" Ribs....."	5,684	947.01	.1666	5,681	908.96	.16	5,648	899.33	5,968	1,002.62	.168	5,968	1,002.62	.168	5,968	1,002.62	.168	
Mutton....."	4,686	673.47	.1437	6,512	803.78	.1234	6,928	996.91	4,439	656.66	.1473	4,439	656.66	.1473	4,439	656.66	.1473	
Poultry....."	4,213	1,296.72	.3077	3,902	1,202.01	.308	3,944	1,137.84	3,978	1,189.64	.299	3,978	1,189.64	.299	3,978	1,189.64	.299	
Butter....."	7,606	3,178.38	.4178	7,134	3,132.55	.4391	8,223	3,597.56	4,375	3,451.31	.459	4,375	3,451.31	.459	4,375	3,451.31	.459	
Eggs.....doz.	1,599	535.35	.3348	1,448	496.78	.343	1,490	483.35	3,244	491.11	.3366	3,244	491.11	.3366	3,244	491.11	.3366	
Flour.....lbs.	32	398.50	12.45	32	339.71	14.77	34	544.00	34	544.00	16.00	34	544.00	16.00	34	544.00	16.00	
Bread.....lbs.	37,339	2,300.56	.0616	32,521	2,317.91	.0712	33,558	2,616.80	30,223	2,247.52	.0743	30,223	2,247.52	.0743	30,223	2,247.52	.0743	
Ice.....tons	73 <sup>1</sup>	293.00	4.00	82.9	475.00	5.73	50 <sup>1</sup>	252.50	5.00	37 <sup>3</sup>	151.00	4.00	37 <sup>3</sup>	151.00	4.00	37 <sup>3</sup>	151.00	4.00
Sugar.....lbs.	7,842	1,240.47	.1581	7,867	1,084.29	.1378	8,700	1,200.60	7,931	1,110.20	.14	7,931	1,110.20	.14	7,931	1,110.20	.14	
Tea....."	848	893.18	1.0532	929	881.18	.9485	497	468.42	9425	833.25	.9027	925	833.25	.9027	925	833.25	.9027	
Milk.....qts.	24,103	1,830.31	.0759	25,357	1,845.66	.0728	31,545	2,208.15	.07	34,076	2,385.32	.07	34,076	2,385.32	.07	34,076	2,385.32	.07
Potatoes.....bush.	742	665.22	.90	374	426.36	1.14	560	616.00	1.10	480	639.08	1.33	480	639.08	1.33	480	639.08	1.33



*Table Showing the Cost of Principal Stores at the Mass. General Hospital.—Continued.*

Articles.	1869.			1870.			1871.		
	Quantity.	Cost.	Average.	Quantity.	Cost.	Average.	Quantity.	Cost.	Average.
Beef, Sirlain.....lbs.	2,922	\$ 800.46	.2739	3,932	\$1,061.64	.27	5,582	\$1,465.28	.26½
"    for Soup....."	6,140	429.80	.07	5,592	391.44	.07	5,852	366.92	.0627
"    Corned....."	4,161	582.54	.14	4,196	587.44	.14	5,251	674.22	.1284
"    Steak....."	4,687	1,113.76	.2376	5,691	1,318.13	.2353	5,960	1,311.20	.22
"    Ribs....."	5,985	984.02	.1644	6,113	978.08	.16	6,822	1,011.00	.1482
Mutton....."	7,605	993.07	.136	8,716	1,180.66	.1354	8,700	1,185.81	.1363
Poultry....."	3,926	1,186.60	.3022	3,835	1,096.90	.286	4,942	1,331.37	.2694
Butter....."	7,690	3,343.31	.4347	8,287	3,300.10	.3982	8,695	3,141.50	.3613
Eggs.....doz	1,924	640.19	.33½	1,749	531.33	.3038	2,454	689.08	.2808
Flour....."	24	263.50	10.98	34	315.52	9.28	32	301.44	9.42
Bread....."	35,195	2,367.36	.0672	33,793	2,196.54	.06½	37,110	2,189.50	.059
Ice....."	433	175.00	4.00	58	475.60	8.20	57½	236.78	4.10
Sugar....."	8,770	1,228.19	.14	9,393	1,122.46	.1195	9,043	1,058.00	.117
Tea....."	1,161	933.55	.8041	443	328.80	.7422	967	765.31	.73
Milk....."	39,216	2,725.20	.0695	42,028	2,912.68	.0693	42,826	2,925.00	.0683
Potatoes.....bush.	627	522.85	.8338	685	641.84	.937	590	666.70	1.13



# OFFICERS OF THE INSTITUTION.

1872.

EDWARD WIGGLESWORTH, . . . . . *President.*  
NATHANIEL THAYER, . . . . . *Vice-President.*  
J. THOMAS STEVENSON, . . . . . *Treasurer.*  
THOMAS B. HALL. . . . . *Secretary.*

## TRUSTEES.

HENRY B. ROGERS, . . . . . *Chairman—5 Joy Street.*  
JAMES M. BEEBE, . . . . . 30 *Beacon Street.*  
CHARLES H. DALTON, . . . . . *Sears Building.*  
EDMUND DWIGHT, . . . . . 60 *State Street.*  
\*GEORGE E. ELLIS, . . . . . 110 *Marlboro Street.*  
SAMUEL ELIOT, . . . . . 44 *Brimmer Street.*  
GEORGE S. HALE. . . . . 39 *Court Street.*  
GEORGE HIGGINSON, . . . . . 40 *State Street.*  
\*SAMUEL G. HOWE. . . . . 20 *Bromfield Street.*  
\*HENRY P. KIDDER. . . . . 40 *State Street.*  
SAMUEL W. SWETT. . . . . 60 *State Street.*  
\*SAMUEL D. WARREN. . . . . 67 *Mt. Vernon Street.*

## BOARD OF CONSULTATION.

JOHN JEFFRIES, M.D.      H. I. BOWDITCH, M.D.  
EDWARD REYNOLDS, M.D.      D. H. STORER, M.D.  
JOHN B. S. JACKSON, M.D.      CHARLES E. WARE, M.D.  
WINSLOW LEWIS, M.D.      C. E. BROWN-SEQUARD, M.D.  
JOHN E. TYLER, M. D.

\* Appointed by the Governor of the Commonwealth.

## OFFICERS OF THE HOSPITAL.

BENJAMIN S. SHAW, M.D. . . . .	<i>Resident Physician.</i>
GEORGE C. SHATTUCK, M.D. . . . .	} <i>Visiting Physicians.</i>
FRANCIS MINOT, M.D. . . . .	
CALVIN ELLIS, M.D. . . . .	
SAMUEL L. ABBOT, M.D. . . . .	
H. K. OLIVER, JR., M.D. . . . .	
EDWARD B. DALTON, M.D. . . . .	} <i>Visiting Surgeons.</i>
HENRY J. BIGELOW, M.D. . . . .	
HENRY G. CLARK, M.D. . . . .	
SAMUEL CABOT, M.D. . . . .	
GEORGE H. GAY, M.D. . . . .	
RICHARD M. HODGES, M.D. . . . .	
ALGERNON COOLIDGE, M.D. . . . .	} <i>Physicians to Out-patients.</i>
GEORGE G. TARBELL, M.D. . . . .	
JOHN COLLINS WARREN, M.D. . . . .	
DAVID H. HAYDEN, M.D. . . . .	
WILLIAM L. RICHARDSON, M.D. . . . .	} <i>Surgeons to Out-patients.</i>
J. THEODORE HEARD, M.D. . . . .	
CHARLES B. PORTER, M.D. . . . .	
JAMES C. WHITE, M.D. . . . .	} <i>Chemist and Physician to Patients with diseases of the Skin.</i>
REGINALD H. FITZ, M.D. . . . .	} <i>Microscopist, and Curator of the Pathological Cabinet.</i>
HENRY P. QUINCY, M.D. . . . .	<i>Artist.</i>
CHARLES WILSON, D. M.D. . . . .	<i>Dentist.</i>
A. L. MASON, . . . . .	} <i>Medical House-Pupils.</i>
E. G. CUTLER, . . . . .	
WM. J. MORTON, . . . . .	} <i>Surgical House-Pupils.</i>
F. A. HARRIS, . . . . .	
JAMES E. TOBEY, . . . . .	
WALTER CHANNING, JR., . . . . .	
MISS G. L. STURTEVANT, . . . . .	<i>Matron.</i>
DANIEL G. WILKINS, . . . . .	<i>Apothecary.</i>

## OFFICERS OF THE McLEAN ASYLUM.

GEORGE F. JELLY, M.D. . . . . *Superintendent.*

----- } *Assistant Physicians and*  
 FERDINAND A. STILLINGS, M.D. } *Apothecaries.*

WALTER J. NORFOLK, . . . *Medical Student and Apothecary.*

GEORGE W. WHITTLE, . . . . . *Steward.*

MRS. ABBY M. WHITTLE, . . . . . *Matron.*

ELBRIDGE S. UPHAM. . . . }  
 MISS LUCIA E. WOODWARD, } . . . . . *Supervisors.*

## COMMITTEES.

*Committee on Finance.*

MESSRS. BEEBE AND HIGGINSON.

*Committee on Accounts.*

MESSRS. SWETT AND WARREN.

*Free-Bed Standing Committee.*

MESSRS. HIGGINSON AND KIDDER.

*Committee on the Book of Donations.*

MR. ROGERS.

*Committee on the Warren Fund and Library.*

MESSRS. ELIOT AND DWIGHT.

*Committee on Repairs.*

MESSRS. ROGERS, BEEBE, AND DALTON.

## VISITING COMMITTEE.

February, .	MESSRS.	ROGERS AND KIDDER.
March, . . .	“	KIDDER AND DWIGHT.
April, . . .	“	DWIGHT AND ELIOT.
May, . . .	“	ELIOT AND BEEBE.
June, . . .	“	BEEBE AND HIGGINSON.
July, . . .	“	HIGGINSON AND SWETT.
August, . .	“	SWETT AND HOWE.
September, .	“	HOWE AND HALE.
October, . .	“	HALE AND WARREN.
November, .	“	WARREN AND ELLIS.
December, .	“	ELLIS AND DALTON.
January, . .	“	DALTON AND ROGERS.

## LADIES' VISITING COMMITTEE.

January, .	MRS. ELIOT AND MRS. STEVENSON.
February, .	MRS. STEVENSON AND MISS GOODWIN.
March, . .	MISS GOODWIN AND MISS LORING.
April, . .	MISS LORING AND MISS TORREY.
May, . .	MISS TORREY AND MISS YOUNG.
June, . .	MISS YOUNG AND MRS. ROGERS.
September, .	MRS. ROGERS AND MISS REVERE.
October, .	MISS REVERE AND MRS. BEEBE.
November, .	MRS. BEEBE AND MISS HEMENWAY.
December, .	MISS HEMENWAY AND MRS. ELIOT.

FIFTY-NINTH

ANNUAL REPORT

OF THE

TRUSTEES

OF THE

MASSACHUSETTS

GENERAL HOSPITAL,

1872.

---

BOSTON :  
1873.  
JAMES F. COTTER & CO., PRINTERS,  
14 STATE STREET.





# REPORT OF THE TRUSTEES

OF THE

## MASSACHUSETTS GENERAL HOSPITAL,

For the Year 1872.

THE undersigned, a Committee appointed by the Trustees for the purpose, have the pleasure of presenting to the Corporation their

### FIFTY-NINTH ANNUAL REPORT.

There have been the following changes in the Board of Trustees: Messrs. George Higginson and Samuel W. Swett have retired, and Messrs. Charles R. Codman and E. F. Bowditch have been elected in their places.

The Report of the Treasurer, presented herewith, has been examined, and his accounts found correctly cast and properly vouched.

From these it will be seen that the expenses have been

been	. . . . .	\$ 223,627.90
Receipts,	. . . . .	221,750.30
		<hr/>
Excess of expenditures,	. . . . .	\$ 1,277.60

During the year he has received for the permanent fund. Balance of the estate of the late John Redman, . . . . . \$ 304,785.76  
(making total amount in all from that source \$ 438,900.26.)

Estate of M. P. Sawyer, . . . . . 21,636.43

Also the following sums referred to in the last report:—

James McGregor, . . . . . 10,000.00

Trustees under the will of Miss Nabby Joy, 20,000.00

---

Total, . . . . . \$ 356,422.19

The Treasurer has also been notified that he is to receive a bequest from the estate of the late Miss Arabella Rice of \$5,000. It is a subject of congratulation that the Institution lost nothing by the fire of November 9th.

The cost of free beds at the Hospital was . . . . . \$ 56,537.94

Amount received for income

of Free Bed Funds, . . . \$ 31,894.16

and amount from annual

subscribers, . . . . . 10,000.00

---

41,894.16

---

Balance against that account, . \$ 14,643.78

Showing the need for increased contributions to the Free Bed Funds.

The payment of \$ 100 per year secures one Free Bed. The Trustees would be pleased to largely increase the list of subscribers for this purpose.

A perusal of the Reports of the several departments will show that the number of patients treated in the various Wards of the Hospital, is but a small proportion of the whole number who come within the reach of our provisions.

Number treated in the Hospital, . . . .	1,547
Number of out-patients, . . . .	11,878
Of the latter, there were of:	
Medical cases, . . . .	5,210
Surgical cases, . . . .	2,780
Dental cases, . . . .	3,057
Skin Diseases, . . . .	735
Requiring Electrical treatment, . . . .	62
Requiring Laryngoscope, . . . .	34

It is interesting to note that of the Free Patients,  
 21 per cent. were Female Domestics,  
 17 per cent. were Laborers,  
 23 per cent. were Mechanics,  
 13 per cent. were Children.

A comparison with former reports, as per tables herewith, will show the constantly increasing number of applications for treatment, necessitating a corresponding increase of expenses.

At the time of writing this Report the number in the Hospital is larger than ever before.

The average number of patients for the year has been  $134\frac{1}{2}$ , or  $12\frac{1}{4}$  more than last year, and more than in any year since 1864, (during the War.)

Average at the Asylum 173, average cost of each patient at the Hospital \$ 10.10, and at the Asylum \$ 16.93 per week.

It is the constant endeavor of the Trustees to increase the usefulness and efficiency of the Hospital; and such additions are constantly made to our means as seem needful to meet the various exigencies that do, or may arise.

March 1st, Dr. Charles Wilson was appointed Dentist for the Hospital.

May 17th, Dr. Henry H. A. Beach was elected as additional Surgeon to out-patients.

June 25th, Dr. J. J. Putnam was appointed Electrician.

October 11th, Dr. F. J. Knight was appointed Laryngoscopist.

A new Ambulance will soon be provided, for the safer and easier conveyance of the sick or wounded.

The Committee to whom the subject was referred, say in their report:—

“The Ambulance system recently introduced in New York is as follows:—

“The ‘Commissioners of Charities and corrections of the City of New York,’ a body appointed by the Legislature and exercising control over all the Charity Hospitals and Penitentiaries of the City, have provided 12 Ambulances stationed at various points in the City.

“The construction of these vehicles is as follows:—

“The body is not unlike a light express wagon, covered above with a strong ash frame and leather canvas cover, and

resting on 4 elliptic springs; the forward wheels cut under, so that the wagon can turn in the shortest space. A spring mattress stretcher with a wooden frame runs into the wagon from behind, on rollers, and upon this stretcher the patient is put into, and taken out of the Ambulance.

“There is also a second stretcher of canvas and side-poles (the canvas being made in two pieces) on which the patient is first placed and lifted into the frame stretcher, and on which he is again lifted after being placed upon his bed, to allow the frame stretcher to be taken away. In New York the system is no longer considered an experiment. It is not at all infrequent for 5 or 6 Ambulances to be out at the same time, and in cases of serious disaster their whole number, 12 is called into service.

“Your Committee recommend that the Hospital provide at first, one Ambulance and horse for its own use, to be under the control of the Resident Physician, with such regulations as the Trustees may establish.

“It is believed that such limited provisions would necessarily attract the favorable attention of the City Government, and presently secure an adequate system of Public Ambulances.”

In September, Mr. Wilkins resigned the office of Apothecary to the Hospital much to the regret of the Trustees.

Mr. C. A. Clough was elected in his place.

It was with great reluctance that the Trustees accepted, during the Spring, Dr. B. S. Shaw's resignation of the office of Resident Physician which had been held by him, with universal satisfaction, for nearly fourteen years.

The following vote was passed by the Trustees :

“*Voted*, That the Secretary be instructed to express to Dr. Shaw in behalf of the Trustees, their grateful appreciation of his long, assiduous and valuable services; their regret at the loss this Institution sustains in his retirement, and their sympathy with himself and Mrs. Shaw in their recent domestic affliction.”

May 3rd, Dr. Norton Folsom was elected as Dr. Shaw's successor.

A perusal of the Report of the Treasurer, as well as that of the Resident Physician, together with those of the several departments, will show the extent of the work accomplished by the Institution and the great amount of relief afforded through its various agencies.

The Trustees have in contemplation an early addition to the accommodations of the Hospital to meet the increased demand.

The Resident Physician says in his Report :—

“The subject of enlarging the capacity of the Hospital has already been brought before the Board, and the crowded state of all the wards at the present time justifies their contemplated action.

“The need is especially felt for isolating cases unfit for the large wards: for good sized, sunny, airy, private rooms for paying patients, and generally for the accommodation of male patients.

“In view of the yearly increasing number of applicants for relief, it would seem wise to provide for the immediate future, as well as the present need.”

Notwithstanding the establishment of the City Hospital, already so full, the large increase in the population of the city and neighborhood, necessitates

in the minds of the Trustees, this increase of our accommodations not only for present pressing wants, but in anticipation of future increase.

In behalf of the Trustees, and the patients, the Committee return thanks to many kind friends for presents of fruits and flowers, and other means for alleviating the weariness of the hours of sickness.

We beg to again remind our friends that we should gratefully receive any gifts of entertaining books, for the Libraries at the Hospital and Asylum.

The Report of the Superintendent of the Asylum at Somerville, will show the statistics of that portion of our charge.

Every effort is made to alleviate, as far as may be, the condition of the inmates, and by kind treatment and frequent diversions, to make them as contented and happy as is possible.

The Trustees wish to record their special thanks to Dr. and Mrs. Tyler for their unremitting efforts to add to the pleasure and comfort of the patients.

Extensive repairs and additions have been made in the kitchen, enabling the attendants to furnish meals to the patients, warmer and better cooked than ever before.

New carriages have been provided, that as many as possible may have the opportunity to drive; which is found to be one of the best and most attractive recreations for the patients.

Early in the year Dr. Rogers resigned the office of First Assistant Physician, and later, Dr. Charles F. Folsom was confirmed as his successor.

The Trustees are gratified to be able to report continued satisfaction with the administration of affairs at the Asylum, and their confidence in the good judgment of the officers in charge.

It is evident that a new and more quiet location must soon be sought for.

Since the last Report, the History of the Hospital, written by the late N. I. Bowditch, has been brought down to the end of the year 1871, by our associate, Dr. George E. Ellis, whose valuable work will be appreciated by all interested in the Hospital.

Copies have been sent to the numerous friends of the Institution.

It is a complete and interesting record of the rise and progress of one of our most useful charities.

No one intimate with the work of the Institution can fail to appreciate the wisdom, as well as generosity, that founded and has thus far nurtured it, as also the constant need of a replenishment of its funds to enable the Trustees to meet the ever increasing calls upon its resources.

Your attention is asked to the several reports and statistics appended.

Respectfully submitted for the Trustees.

H. P. KIDDER,	}	<i>Committee.</i>
EDMUND DWIGHT.		



REPORT OF THE TREASURER  
OF THE  
MASSACHUSETTS GENERAL HOSPITAL,  
For the Year 1872.

---

BOSTON, JANUARY 10, 1873.

*To the Trustees of the Massachusetts General Hospital,*

GENTLEMEN,—

I beg leave to submit to you herewith, the books and Annual Accounts of this Institution, made up to December 31st, 1872, together with the vouchers for all payments made by me during the year, and all the evidences of property in my possession on the first day of January, 1873, in obedience to the By-laws, which prescribes that they shall be presented to the Corporation, at its Annual Meeting, together with a report thereon from a Committee of your Board.

The annual accounts are stated in detail upon pages four to fifteen of the Book No. 2, kept for that purpose; and they may be explained as follows:

## Page 4th.—HOSPITAL EXPENSES.

There has been expended in this Department during the year, . . . . . \$70,700.30

Viz. :— For Stores, . . . . .	\$24,969.74	
Wages, . . . . .	14,918.59	
Fuel, . . . . .	3,981.12	
Library, . . . . .	472.86	
Artificial Limbs, . . . . .	1,025.00	
Repairs, . . . . .	8,253.65	
Contingencies, . . . . .	495.79	
Stationery, etc., . . . . .	403.18	
Medicine, . . . . .	2,525.65	
Furniture, . . . . .	2,894.59	
Water Rates, . . . . .	916.84	
Lights, . . . . .	1,286.56	
Surgical Instruments, . . . . .	789.43	
Wines and Liquors, . . . . .	1,897.35	
Salaries of House Officers, . . . . .	4,694.44	
Proportion of General Expenses, . . . . .	1,175.51	
	<hr/>	\$70,700.30 ;

which amount has been provided for as follows :

From Board of Patients, . . . . .	\$11,162.39	
" Income of Free Bed Funds, . . . . .	31,894.16	
" Subscribers for Free Beds, . . . . .	10,000.00	
" Income of Library Funds, . . . . .	486.00	
" Income of Wooden Leg Fund, . . . . .	1,025.00	
" The General Fund, . . . . .	16,132.75	
	<hr/>	\$70,700.30

The expenses of this Department have exceeded those for the year 1871, by the sum of \$ 7,173.93.

The average number of patients for the year has been  $134\frac{1}{2}$ , or  $12\frac{1}{4}$  more than last year; of whom 25 paid their board, in whole or in part, and  $109\frac{1}{2}$  were upon free beds. The average cost per patient per week has been \$ 10.10. The amount charged to all patients for board has been \$ 59,537.91 less than the expenses incurred on their behalf. The average charge to the paying patients has been at the rate of \$ 8.58 per week, or \$ 1.52 less than the cost per week.

It is to be observed, that in stating the expenses, no charge is included for the rent of the very valuable estate occupied as Asylum and Hospital or for medical and surgical attendance upon the patients.

Page 4th.—EXPENSES AT ASYLUM.

The net expenses of this department, during the year, have been, . . . . . \$ 152,327.60

Viz. :— For Stores, . . . . .	\$62,339.48
Wages, . . . . .	27,188.80
Fuel, . . . . .	7,514.86
Library, . . . . .	600.00
Repairs, . . . . .	10,715.64
Contingencies, . . . . .	3,636.29
Stationery, etc., . . . . .	364.63
Medicines, . . . . .	3,468.43
Furniture, . . . . .	13,802.53
Diversions, . . . . .	9,659.97
Lights, . . . . .	4,116.28

<i>Amounts Carried forward,</i>	\$143,406.91	\$152,327.60
---------------------------------	--------------	--------------

<i>Amounts Brought forward,</i>	\$143,406.91	\$152,327.60
Salaries of Officers, .	7,745.16	
Proportion of General		
Expenses, . . .	1,175.53	
	<hr/>	\$152,327.60;

which amount has been provided

for as follows :

From Board of Patients, . . .	\$138,310.03	
” Income of Asylum Fund, .	5,687.31	
” The General Fund, . . .	8,330.26	
	<hr/>	\$152,327.60

The expenses of this Department have exceeded those for the year 1871, by the sum of \$6,136.37.

The average number of patients for the year has been 173. The average cost per patient per week has been \$16.93. The amount charged to all the patients for board has been \$14,017.57 less than the expenses paid for their care and support. The average charge to patients has been \$15.38 per week, or \$1.55 less than the cost per week.

#### Page 5th—ANNUAL FREE BED SUBSCRIPTIONS.

The amount received during the year on this account from 90 benefactors has been \$10,000.00; which sum added to the whole income of the Free Bed Funds makes the whole amount received for that most deserving object \$41,894.16; which is \$14,643.58 less than the actual cost of that most excellent charity.

The charitable contributors to this account for the past year have been :

William Amory.....	\$100.00	Miss Eliza Goodwin.....	\$100.00
Charles Amory.....	100.00	Miss Lucy Goodwin.....	100.00
William Appleton .....	100.00	Ozias Goodwin.....	100.00
C. H. Appleton.....	100.00	R. C. Greenleaf.....	100.00
W. S. Appleton.....	100.00	Mrs. Augustus Hemenway.....	200.00
J. A. Burnham.....	100.00	Geo. Higginson, for 1873 .....	100 00
Martin Brimmer.....	100.00	Geo. O. Hovey.....	100.00
Richard Baker, Jr. ....	100.00	R. W. Hooper.....	100.00
J. I. Bowditch ...	100.00	Misses E. and M. I. Hooper.....	100.00
Boston Gas Light Co.....	100.00	S. Johnson.....	100.00
Boston and Maine Railroad Co. ....	100.00	H. P. Kidder.....	100.00
Boston and Lowell .....	" ..100.00	J. Amory Lowell.....	100.00
Boston and Albany .....	" ..100.00	Mrs. J. E. Lodge.....	100.00
Boston and Providence .....	" ..100.00	Theodore Lyman.....	100.00
Boston and Lynn Horse .....	" ..100.00	Francis L. Lee.....	100.00
Boston and Fitchburg .....	" ..100.00	J. L. Little.....	100.00
Gardner Brewer.....	100.00	Mechanics' M. Ins. Co.....	100.00
Mrs. N. I. Bowditch.....	100.00	Miss Josephine May.....	100.00
P. C. Brooks.....	100.00	Miss Ernestine May.....	100.00
P. C. Brooks, Jr.....	100.00	Mass. Humane Society.....	200.00
Shepherd Brooks .....	100 00	Nathan Matthews.....	100 00
Geo. Tyler Bigelow.....	100.00	Wm. Minot.....	100.00
Miss Mary C. Bryant.....	100.00	Charles Mixer.....	100.00
T. Jefferson Coolidge .....	100.00	James Parker.....	100.00
B. R. Curtis.....	100.00	Wm. Perkins.....	100.00
Greely S. Curtis.....	100.00	Edward Page.....	100.00
J. G. Cushing.....	100.00	S. R. Payson.....	100.00
Mrs. Theodore Chase .....	100.00	Geo. F. Parkman.....	100 00
C. H. Dalton .....	100.00	F. H. Peabody.....	100.00
James Davis.....	100.00	Wm. D. Pickman.....	100.00
F. Gordon Dexter.....	100 00	Wm. R. Robeson.....	100 00
Miss A. W. Davis.....	100 00	Henry B. Rogers.....	100.00
J. H. Eastburn.....	100.00	S. B. Schlesinger.....	100.00
*J. W. Edmands.....	100.00	S. G. Snelling.....	100.00
Wm. Endicott, Jr.....	100.00	Stephen Salisbury.....	100.00
Ezra Farnsworth .....	100.00	Henry Saltonstall.....	100.00
Mrs. Sarah S. Fay.....	100 00	Wm. W. Tucker.....	100.00
C. W. Freeland .....	100 00	Nathaniel Thayer.....	500 00
Mrs. Albert Fearing .....	100.00	Union Railway Co.....	200.00
John C. Gray.....	100 00	J. H. Wolcott .....	100.00
Wm. H. Gardiner .....	100.00	Ed. Wigglesworth.....	200.00
J. L. Gardner.....	100.00	Miss Ann Wigglesworth.....	200.00
J. P. & J. L. Gardner, Jr.....	100.00	Miss Mary Wigglesworth.....	200.00
Geo. A. Gardner .....	100.00	Moses Williams .....	100.00
J. B. Glover .....	100.00	S. D. Warren.....	100.00
		Charles L. Young.....	100.00
	\$ 4,500.00		\$ 5,600.00
Less for 1873 .....	100.00		
	\$ 4,400.00		

## Page 6th. — BOARD ACCOUNT.

The amount charged to patients has been :

At Asylum, . . . . .	\$ 141,912.81	
At Hospital, . . . . .	37,277.80	
	<u>                    </u>	\$ 179,190.61

The amount remitted by the Trustees in aid of patients has been :

At Asylum, . . . . .	\$ 3,602.78	
At Hospital, . . . . .	26,115.41	
	<u>                    </u>	29,718.19
		<u>                    </u>

So that the income from this source has been :

At Asylum, . . . . .	\$ 138,310.03	
At Hospital, . . . . .	11,162.39	
	<u>                    </u>	\$ 149,472.42 ;

or, \$73,555.48 less than cost ;—viz. :

At Asylum, . . . . .	\$ 14,017.57	
At Hospital, . . . . .	59,537.91	
	<u>                    </u>	\$ 73,555.48
		<u>                    </u>

## Page 6th. — DONATIONS AND BEQUESTS.

The whole amount received during the year has been, . . . . . \$ 356,422.19

Viz. :—

From the bequest of the late John Redman ; amount received from the Trustees under his will, this corporation being his residuary legatee, \$320,385.76.—Less \$15,600.00, the value of the unexecuted Trusts under

the same will, assumed by this corporation, . . . . \$ 304,785.76

This amount added to the sums previously received from the same source makes the receipt from this bequest \$ 438,900.26 ; the only restriction upon the use of the income of which is that it may not be applied to the erection or repairs of any buildings.

From the bequest of Miss Nabby Joy ; amount received from the executors of her will, for establishment of the Joy Fund for Free beds, 20,000.00

Subject however, to the annual payment of \$ 700.00 to two beneficiaries during their lives, and to right of one free bed each to two of the executors during their lives.

From James McGregor, Esq., a donation, . . . . 10,000.00

To establish the McGregor Fund, the income of which shall be applied one-half to the Asylum and one-half to free beds at the Hospital.

From the bequest of the late M. P. Sawyer, Esq., amount received during the year from C. W. Storey, Trustee, for the General Fund, . . . 21,636.43

————— \$ 356,422.19 ;

and this amount has been distributed to, and is invested on account of, the several funds designated by the donors.

## Page 7th. — PROFITS OF INVESTMENTS.

The whole amount of Dividends, Interest, and net Rents collected during the year has been \$ 54,164.04

From Investments, January 1, 1872, viz.:

\$ 50,000	Insurance Stock, . . .	\$ 5,000.00	
100,000	Deposits Hos. Life Ins. Co.,	6,487.29	
	City of Boston Loan, . . .	6,577.31	
37,000	State of Mass. Loan, . . .	2,077.78	
1,000	City of Roxbury Loan, . . .	60.00	
1,500	United States Loan, . . .	99.94	
	Railroad Stocks, . . .	2,390.31	
	Railroad Bonds, . . .	1,297.50	
	Manufacturing Stocks, . . .	6,290.00	
	Bank Stocks, . . .	4,591.66	
	Notes and Mortgages, . . .	4,369.22	
	Real Estate Leased, . . .	7,000.00	
			\$ 46,241.01

From Investments for part of year, viz.:

\$ 20,000	Deposit Hos. Life Ins. Co.,	\$ 646.18	
10,000	Temporary Loans, . . .	600.00	
	Redman Estates, . . .	6,676.85	
			7,923.03

\$ 54,164.04

Received on account of Asylum Funds, \$ 5,687.31

Wooden Leg Fund, . . .	405.00
Bowditch History Fund, . . .	450.51
Wm. Reed's " . . .	362.12
Library " . . .	486.00
Warren Prize, " . . .	152.28

*Amounts carried forward,* \$ 7,543.22 \$ 54,164.04



<i>Amounts brought forward,</i>	\$ 7,543.22	\$ 54,164.04
Surgical Instrument Fund,	101.25	
Free Beds	" . 31,772.98	
Nabby Joy	" . 121.18	
" Annuitants,	. 525.00	
Redman Fund,	. . 6,361.85	
" Annuitants,	. 315.00	
General Fund,	. . 7,423.56	
	<hr/>	\$ 54,164.04

Pages 8th and 9th—INCOME AND EXPENSE, 1872.

The *Expenses* have been as follows :

1st. At the Asylum, as stated in this report,	. \$ 152,327.60
2nd. " " Hospital " " " " " "	. 70,700.30
For support of 109½	<hr/>
Free Beds,	. \$ 56,537.74
" support of 25 Pay-	
ing Beds,	. . 12,664.70
" Purchase of Arti-	
ficial Limbs, .	. 1,025.00
" Purchase of Books,	
etc., . . .	. 472.86
	<hr/>
	\$ 70,700.30
	<hr/>
<i>Whole Expenses both departments,</i>	. \$ 223,027.90

The *Income* has been as follows :

At the Asylum, . . . . .	\$ 143,997.34
VIZ. :—Income of Asylum Funds,	\$ 5,687.31
Board of Patients, . . . . .	. 138,310.03
	<hr/>
	\$ 143,997.34
	<hr/>

<i>Amount brought forward,</i>	\$ 143,997.34
At the Hospital, . . . . .	54,567.55

Viz.:—Annual subscribers Free	
Beds, . . . . .	\$ 10,000.00
Income of Free Bed	
Funds, . . . . .	31,894.16
Income of Library Funds,	486.00
Income of Wooden Leg	
Fund, . . . . .	1,025.00
Board of Patients, . . . . .	11,162.39
	<hr/>
	\$ 54,567.55
	<hr/> <hr/>

For General Purposes, . . . . .	23,185.41
---------------------------------	-----------

Viz.:—Mass. Hos. Life Ins. Co., \$ 10,000.00	
Income of Redman Fund,	6,361.85
Income of General Fund,	6,823.56
	<hr/>
	\$ 23,185.41
	<hr/> <hr/>

<i>Whole Income all sources,</i> . . . . .	\$ 221,750.30
--	---------------

From which it appears that the excess of Expenses over the Income, which has been drawn from the principal of the Gen- eral Fund, has been . . . . .	1,277.60
	<hr/>
	\$ 223,027.90
	<hr/> <hr/>

## Page 10th.—ACCOUNTS OF FUNDS.

1st. *The Restricted Funds*, the income only of which can be used for the purposes prescribed by their donors, amounted, December 31, 1871, to . . . \$ 470,553.78

Viz.:—Principal, . . . . .	\$ 467,536.62
Unexpended Income, . . . . .	3,017.16
	<hr/>
	\$ 470,553.78
	<hr/> <hr/>

There has been added to them in 1872, . . . 381,211.24

Viz.:—The Donation of James

McGregor, . . . . .	\$ 10,000.00
“ Bequest of Miss Joy, . . . . .	20,000.00
“ Bequest of J. Redman, . . . . .	304,785.76
Their own Income 1872, . . . . .	46,425.48
	<hr/>

	\$ 381,211.24
	<hr/> <hr/>
	\$ 851,765.02

And they have contributed in 1872, . . . 48,522.29

Viz.:—To Expenses at Asylum

and Hospital, . . . . .	\$ 45,454.32
“ the publication of the History of the Hos- pital, . . . . .	2,542.97
“ Miss Joy’s Annuitants, . . . . .	525.00
	<hr/>

	\$ 48,522.29
	<hr/> <hr/>

So that they amount, Dec. 31, 1872, to . . . \$ 803,242.73

Viz.:—Principal, . . .	\$ 800,592.04
Unexpended Income, . . .	2,650.69
	<hr/>
	\$ 803,242.73
	<hr/> <hr/>

As follows :

Asylum Fund, . . .	\$ 71,510.00
Redman Fund, . . .	438,900.26
Free Bed Funds, . . .	247,749.53
Warren Prize Fund, . . .	2,143.57
Treadwell Library Fund, . . .	5,000.00
Warren Library Fund, . . .	1,000.00
Bowditch History Fund, . . .	3,469.45
Wm. Reed's Fund, . . .	4,832.80
Surgical Instrument Fund, . . .	1,446.52
Wooden Leg Fund, . . .	7,190.60
Joy Fund, . . .	20,000.00
	<hr/>
	\$ 803,242.73 ;
	<hr/> <hr/>

Of which the principal, \$ 800,592.04, is invested in productive assets.

The amount of these Funds has been increased during the year by the sum of \$ 333,055.02.

#### Page 10th—THE GENERAL FUND.

This Fund, both the principal and income of which may be applied to any of the objects of this Corporation amounted, December 31, 1871, to \$ 888,258.17  
There has been added to it in 1872, 38,459.99

*Amount carried forward, . . .* \$ 926,718.16

<i>Amount brought forward,</i>	\$ 926,718.16
Viz. :—Its Own Income, 1872,	\$ 6,823.56
Profits of Mass. Hos. Life	
Ins. Co.,	10,000.00
The Bequest of M. P. Sawyer,	21,636.43
	<hr/>
	\$ 38,459.99

And it has contributed during the year  
to the expenses of 1872, . . . . \$ 18,101.16

---

So that it amounts, December 31, 1872, to \$ 908,617.00

Invested in lands, buildings, etc.,	
occupied as Asylum and Hospital,	\$ 813,703.82
Invested in productive assets,	94,913.18
	<hr/>
	\$ 908,617.00

---

The amount of this Fund has been  
increased during the year by the sum of \$ 20,358.83

Page 10th—TRIAL BALANCE.

<i>Debits,</i>	\$ 1,727,859.73
Viz. :—Unproductive of Income,	\$ 832,354.51
Productive of Income, .	895,505.22
	<hr/>
	\$ 1,727,859.73

---

<i>Credits,</i>	\$ 1,727,859.73
Viz. :—Restricted Funds, Prin.,	\$ 800,592.04
Unrestricted Fund, .	908,617.00
Redman Annuitants, .	15,600.00
Sundry Accounts, .	3,050.69
	<hr/>
	\$ 1,727,859.73

---

## Pages 12 and 15—STATEMENT OF AFFAIRS, JAN. 1, 1873.

This statement exhibiting the financial condition of the Corporation, shows that it holds the following property, in addition to the real estate, etc. in use as a Hospital in Boston and as an Asylum in Somerville:

Insurance Stock, . . . . .	\$ 50,000.00
Annuities in Trust, . . . . .	120,000.00
Public Loans, . . . . .	154,000.00
Railroad Stocks and Bonds, . . . . .	52,665.00
Manufacturing Stocks, . . . . .	40,085.00
Bank Stocks, . . . . .	38,334.75
Notes Receivable and Mortgages, . . . . .	78,047.37
Real Estate to Rent, . . . . .	362,373.10
	————— \$ 895,505.22 ;

Which assets are held as investments of the following Funds:

*Restricted.*

Appleton,—Asylum, . . . . .	\$ 30,010.00
Bromfield, “ . . . . .	\$ 20,000.00
“ Hospital, . . . . .	20,000.00
	————— 40,000.00
Austin,—Asylum, . . . . .	5,000.00
Kittridge, “ . . . . .	5,500.00
Amusement, “ . . . . .	5,000.00
James Read,—Hospital, \$ 1,000.00	
“ Asylum, . . . . .	1,000.00
	————— 2,000.00
J. McGregor—Hospital, \$ 5,000.00	
“ Asylum, . . . . .	5,000.00
	————— 10,000.00
	—————
<i>Amount carried forward,</i> . . . . .	\$ 97,510.00

<i>Amount brought forward,</i>	.	\$	97,510.00
Belknap, — Hospital,	.	.	10,000.00
Wm. Phillips,	"	.	5,000.00
J. D. Williams,	"	.	13,000.00
Miss Townsend,	"	.	11,486.50
D. Waldo,	"	.	40,000.00
Miss Brimmer,	"	.	5,000.00
D. Wilder,	"	.	12,000.00
Miss Sever,	"	.	500.00
Miss Shaw,	"	.	500.00
Miss Thompson,	"	.	500.00
B. R. Nichols,	"	.	6,000.00
J. C. Gray,	"	.	1,000.00
Thomas Dowse,	"	.	5,000.00
Henry Todd,	"	.	5,000.00
John Phillips,	"	.	10,000.00
B. D. Greene,	"	.	5,000.00
John Percival,	"	.	950.00
John Pickens,	"	.	1,676.75
Miss Tucker,	"	.	3,312.37
J. G. Treadwell,	"	.	38,703.91
Miss Davis,	"	.	900.00
E. A. Raymond,	"	.	2,820.00
Charles Harris,	"	.	1,000.00
Wm. P. Mason,	"	.	9,400.00
Loring,	"	.	5,000.00
M. P. Sawyer,	"	.	7,000.00
J. L. Gardner,	"	.	20,000.00
B. T. Reed,	"	.	1,000.00
J. Redman,—Hospital and Asylum,	.		438,900.26
Warren Prize,— Hospital,	.	.	1,880.00
Warren Library,	"	.	1,000.00

---

*Amount carried forward,* . \$ 761,039.79

<i>Amount brought forward,</i>	\$ 761,039.79
Treadwell Library,—Hospital,	5,000.00
Bowditch History,—To accumulate,	3,469.45
Wm. Reed, “ “	4,832.80
Surgical Instruments,—Hospital,	1,250.00
Wooden Leg, “	5,000.00
Nabby Joy,—Hospital and Annuitants,	20,000.00

Principal of Restricted Fund, . \$ 800,592.04

and of *Unrestricted* :

Viz.:—Principal of General	
Fund, . . .	\$ 908,617.00
Less Real Estate used as	
Hospital and Asylum,	
etc., . . .	813,703.82
	<u>94,913.18</u>

Whole amount of Funds yielding income, \$ 895,505.22

Respectfully submitted, by

Yours respectfully,

J. THOMAS STEVENSON,

*Treasurer.*



REPORT OF THE RESIDENT PHYSICIAN  
OF THE  
MASSACHUSETTS GENERAL HOSPITAL,  
For the Year 1872.

Number of Patients in the Hospital, January 1st, 1872.

Paying, 28. : : Free, 126. : : Total, 154.

Admitted to the Hospital from January 1, 1872 to January 1, 1873.

	Males.	Females.	Total.
Patients paying board, . . . . .	282	86	368
“ “ “ part of the time, . . . . .	15	1	16
“ entirely free, . . . . .	722	441	1163
	1019	528	1547

Of these, 7 paid \$35 per week; 2 paid \$24.50; 61 paid \$21; 12 paid \$14; 2 paid \$10; 110 paid \$7; and 190 paid \$4.50.

Whole number of patients treated during the year :—paying, 396; paying part of the time, 16; free, 1289 :—total, 1701.

Discharged during the year.

	Males.	Females.	Total.
Well, . . . . .	631	327	958
Much relieved, . . . . .	69	53	122
Relieved, . . . . .	101	90	191
Not relieved, . . . . .	44	32	76
Not treated, . . . . .	37	16	53
Dead, . . . . .	94	26	120
Insane and eloped, . . . . .	23	8	31
	999	552	1551

## Number of Patients Remaining, December 31, 1872.

Males, . . . 100	Females, . . . 50	Total, . . . 150
Paying, . . . 30	Free, . . . 120	
Medical, . . . 53	Surgical, . . . 97	

Proportion of deaths to the whole number of results, 7.74 per cent.

Number of patients received on account of accidents, 259.

The greatest number of paying patients at any one time, was 42 ; of free patients, 133 ; the greatest total, 160. The least number paying, at any one time, 10 ; the least free, 82 ; the least total, 97. The applications for private rooms have often been in excess of their capacity, and they have generally been full.

The average number of patients was 135 : males, 85 ; Females, 50.

The average number of paying patients was 25 : 13 Americans ; 12 Foreigners.

The average number of free patients was 110.

The greatest number of paying patients was 42 : 23 Americans ; 19 Foreigners.

The least number of paying patients was 10 : 4 Americans ; 6 Foreigners.

		Residence.	
Boston, . . . . .	641	Rhode Island and	
Massachusetts, (excepting		Connecticut, . . .	13
Boston,) . . . . .	802	Other States, . . .	9
Maine, . . . . .	32	British Provinces, . . .	13
New Hampshire and			
Vermont. . . . .	37		

		Birthplace.	
Boston, . . . . .	128	British Provinces, . . . . .	156
Massachusetts, (excepting Boston,) . . . . .	262	Great Britain, . . . . .	106
Maine, . . . . .	101	Ireland, . . . . .	505
New Hampshire, . . . . .	59	Germany, . . . . .	34
Vermont, . . . . .	25	Norway and Sweden, . . . . .	18
Rhode Island and Con- necticut, . . . . .	25	France, . . . . .	8
New York, . . . . .	24	Western Islands, . . . . .	45
Southern and Western States, . . . . .	41	Other places, . . . . .	10
<hr/>		<hr/>	
Total Americans, . . . . .	665	Total Foreigners, . . . . .	882

		Occupation.		
Males.		Paying.	Free.	Partial Payment.
Mechanics, . . . . .		88	270	6
Laborers, . . . . .		49	194	3
Farmers, . . . . .		21	24	1
Minors, . . . . .		17	95	
Seamen, . . . . .		41	16	2
Clerks, . . . . .		16	31	1
Teamsters, . . . . .		10	31	1
Traders, . . . . .		16	11	1
Servants, . . . . .		4	46	
Lawyers, . . . . .		2	1	
Clergymen, . . . . .		2	1	
Physicians, . . . . .		1		
Merchants, . . . . .		14		
Teachers, . . . . .		1	2	
		<hr/>	<hr/>	<hr/>
		282	722	15

Total males, 1019. Of these 57 were in private rooms.

Females.	Paying.	Free.	Partial Payment.
Domestics, . . . . .	12	249	
Minors, . . . . .	7	48	
Wives, . . . . .	39	72	
Widows, . . . . .	9	23	
Seamstresses, . . . . .	5	27	
Spinsters, . . . . .	9		
Operatives, . . . . .	4	21	1
Teachers, . . . . .	1	1	
	86	441	1

Total females, 528. Of these, 27 were in private rooms.

Twenty-one per cent. of the free patients were female domestics; seventeen per cent. were laborers; twenty-three per cent. were mechanics; and thirteen per cent. were children.

The average time of paying patients was 3.15 weeks; and that of free patients, 4.35 weeks. The proportion of ward beds occupied by free patients was 75 per cent.; by paying patients 25 per cent.; about 22 per cent. of the paying patients occupied private rooms.

	Admission	Refused.	
Phthisis, (Consumption,) . . . . .	57	Chronic Rheumatism, . . . . .	16
Syphilis, . . . . .	20	Paralysis, . . . . .	23
Chronic Ulcers, . . . . .	25	Epilepsy, . . . . .	4
Scrofula and Abscess, . . . . .	15	Cancer, . . . . .	6
Insanity and Delirium		Injuries, . . . . .	12
Tremens, . . . . .	13	Contagious, . . . . .	22
Hip and Spine Disease, . . . . .	10	Other cases, . . . . .	12
Debility and Senility, . . . . .	25		
Dropsy, . . . . .	8	Total, . . . . .	268

144 of those rejected were foreigners; 123 were residents of Boston; 117 of other parts of Massachusetts.

## Out-patients.

Total number, . . . . .		11,878.
Males, . . . . .	4,881	Females, . . . . . 6,997
Americans,. . . . .	5,962	Foreigners,. . . . . 5,916
Residents of Boston, . . . . .	7,802	Residents of other places, 4,076
Medical cases, . . . . .	5,210	Skin Diseases, . . . . . 735
Surgical cases, . . . . .	2,780	Dental cases, . . . . . 3,057
Cases requiring Electrical treatment, (part of the year,) . . . . .		62
Cases requiring the use of the Laryngoscope, (part of the year.) . . . . .		34

Of the dental patients 1,006 had teeth filled; 1,199 had teeth extracted; and 962 had other operations.

Of the Surgical cases, there were :

Fractures and Dislocation, 210	Chronic Ulcers, . . . . .	106
Wounds, . . . . . 255	Felons, . . . . .	109
Abscesses, . . . . . 205	Tumors,. . . . .	76
Sprains,. . . . . 68		

The steam heating apparatus proves an efficient and economical means of heating and ventilation.

The apparatus of the Laundry has been in use but a few months, but has given almost entire satisfaction, even in inexperienced hands. The Centrifugal Wringer, especially, may be called a perfect machine, doing its work speedily, thoroughly and without the injury which results to textures from hand wringing.

The cooking apparatus in the kitchen which has done good service for many years, has of late proved

insufficient for the wants of the institution, and is much out of repair. Economy and convenience require the substitution of improved facilities. The number of fires in the kitchen can be reduced, while the cooking capacity is increased. Three of the Steam-jacket Kettles having become dangerous and useless, have been replaced by new and improved patterns with the result of a considerable saving of steam. It is hoped that further changes may be speedily made.

The subject of enlarging the capacity of the Hospital has already been brought before the Board and the crowded state of all the Wards at the present time justifies their contemplated action. The need is especially felt for means of isolating cases unsuitable for the large Wards; for good sized, sunny, airy, private rooms for paying patients and generally for the accommodation of male patients. In view of the yearly increasing number of applicants for relief, it would seem wise to provide for the immediate future, as well as the present need.

The improvement and beautifying of the grounds is a matter which, it is hoped, may receive renewed attention from the Board; the turf and flower-beds in the front of the House could be much improved at moderate expense, while the new land behind us will afford the opportunity, in time, for more extensive airing grounds, which can be tastefully laid out and ornamented.

The thanks of the Institution are due to the friends who have kindly sent flowers, fruit, etc., and to those who have provided Holiday dinners.

In concluding this, his first annual report, the Resident Physician, who has been in charge of the Institution during the last three months of the year only, desires to bear witness to the wisdom, prudence, economy and considerate kindness shown in the administration of his predecessor as Executive Officer of the Board of Trustees; and to express the hope that he may be enabled to maintain the high rank which the Institution has taken as an efficient charity under its late Superintendent.

Respectfully submitted,

NORTON FOLSOM,

*Resident Physician.*

TO THE BOARD OF TRUSTEES, }  
BOSTON, JANUARY 1, 1873. }





# FIFTY-FIFTH ANNUAL REPORT

OF THE

SUPERINTENDENT OF THE M<sup>C</sup>LEAN ASYLUM FOR THE INSANE,

TO THE

TRUSTEES OF THE MASS. GENERAL HOSPITAL,

JANUARY 1, 1873.

*To the Trustees of the Massachusetts General Hospital,*

GENTLEMEN,—

During the year two hundred and sixty-five persons — one hundred and twenty-one males and one hundred and forty-four females — have been under treatment.

Ninety-three persons — forty-seven males and forty-six females — have been admitted.

One hundred and one — forty-seven males and fifty-four females — have been discharged, and the number remaining to-day is one hundred and sixty-four — seventy-four males and ninety females.

*Fifteen* of those discharged — six males and nine females — were *recovered*.

Twenty-three — twelve males and eleven females — were *much improved*.

Fourteen — seven males and seven females were *improved*.

Twenty-one — four males and seventeen females — were *not improved*.

Five — three males and two females did not remain long enough for treatment.

Twenty-three — fifteen males and eight females — have died.

Twenty-three of those received, were thought to be incurable at the time of admission, and seventy were recent cases or in the acute stage of disease.

Four of the deaths were from Organic Disease of the Brain; three from Paralysis; three from General Paralysis; two from Apoplexy; one from Cerebral Meningitis; one from Cerebro Spinal Meningitis; one from the exhaustion of Acute Melancholia; one from Chronic Melancholia; one from Typhomania; one from Fibro sarcomatous tumor of the brain; two from Double Pneumonia; one from Phthisis; one from Typhoid Fever; and one from Erysipelas.

Several of the deaths were of patients advanced in years, who died after a long residence here, or were brought to the Asylum when the facilities of home, and the strength of friends were exhausted, to have their last days made more comfortable.

During the year there have been an unusual number of severe cases of Organic Disease of the Brain and of Acute Mania, as well as more than the average amount of physical sickness.

Eight of the females discharged as *not improved*, had been inmates of the Asylum for several years, were incurable and were removed by their friends, at the

request of the Trustees to make room for acute curable patients. With one exception they were transferred to other institutions.

Life in an Asylum is full of interest to those actively engaged in its work. There are anxious hours, and heavy responsibilities rest upon its officers; but to counterbalance these are the pleasures of watching the return to the full enjoyment of health and reason the most actively and violently disturbed; of seeing the hopelessly insane, under the necessary restraints and regulations made comparatively happy, and making comfortable the last moments of those, whose disease made it impossible for them to remain by their own firesides.

Such has been the experience of this institution, during the past year.

The plan of treatment which has been followed, is, in the main, that which the experience of former years has verified, over and over again. We have endeavored not to be governed by routine, but to study each case separately, and to give to each that which seemed best adapted to its needs; and to every patient the greatest amount of liberty consistent with his or her condition. Many have been able to attend Concerts, Lectures and other places of amusement in the city.

Others have spent hours, and walked miles in the woods and in the country; while a much larger number still, have been able to avail themselves of our facilities for riding, which have been greater than ever before and have afforded an unending source of

recreation and pleasure. Three new carriages and two spans of horses have been purchased, and no expenditure has been productive of greater results.

Only a very small percentage of the patients have been unable to walk in our grounds, where on pleasant days, parties can be seen playing Croquet, Cricket or Base Ball, pitching Quoits or using the Vaulting Bar.

The Billiard Tables and Bowling Alleys furnish constant amusement to both ladies and gentlemen, and there are always some skilful players.

Our Hall has been repaired, and though still insufficient for our needs, is neat, cheerful and much improved. Here from week to week, the patients meet for Sunday services, which are conducted acceptably and profitably, by Rev. Isaac R. Worcester; and here also, are held our social parties, which are always pleasant and full of enjoyment. Many ladies from the city who have kindly given us their presence, have helped make these gatherings a success, and a greatly increased interest has been manifested in them.

During a portion of the Summer, out of door concerts were given from time to time in the afternoon, and were much enjoyed.

In-door amusements have not been neglected or unpopular, Cards, Checkers, Back-gammon, Chess and a great variety of other games have been largely patronized.

There are almost always some good musicians among the patients, and many who enjoy meeting together, especially on Sunday evenings, to sing familiar hymns and tunes.

The amount of needle, crochet, and knitting work which is done by the ladies, is almost prodigious. For a time, a "sewing circle" met every week, and many useful garments were made for distribution among the poor. A drawing class among the gentlemen is still a very successful diversion, and several are quite proficient. The "Mendelssohn Quintette Club" and the "Beethoven Quintette Club" have each given us a concert, and Professor Monroe two interesting readings. We are under obligations to Miss Charlotte Cushman, for a delightful entertainment; to Judge Putnam, for his lecture upon the Oberammergau Passion Play; to Mrs. Bowditch and a party of amateurs, for their pleasing presentation of the "Children's Symphony;" to Dr. Walker and his Board of Directors, for harbor excursions; and to many others who have helped us in our social entertainments.

The repairs which have been made in the kitchen and its increased facilities, have enabled us to add to our bill of fare, and to the comfort of our numerous household.

The Library which numbers between three and four thousand volumes, has been thoroughly put in order, many new books have been purchased and a new catalogue made. We are also supplied with many of the best magazines and daily papers.

Only one change has occurred in the Resident Officers. Dr. Orville F. Rogers, First Assistant Physician, resigned in January, and in May, Dr. Charles F. Folsom was elected to the vacant position.

All my associates have faithfully and efficiently done their duty during the year, having as their chief aim, the present relief and permanent welfare of the patients; and I desire to mention with gratitude their unanimity of action and cheerful co-operation.

Dr. Tyler continues to manifest an undiminished interest in the affairs of the Institution, and has been of great assistance to the officers, not only as their true friend, but also in the capacity of "Consulting Physician."

With this short review of the year just closed, with thanks for the kind and friendly support of the Board of Trustees, we enter upon the New Year, hoping that its weeks and months, as they pass, may add to the efficiency of the Institution in achieving the objects for which it was founded—the restoration to health, or the amelioration of the condition of a deeply afflicted class of our fellow-men.

GEORGE F. JELLY,

*Superintendent.*

McLEAN ASYLUM FOR THE INSANE, }  
Somerville, 1st January, 1873. }

## RECAPITULATION

FOR THE YEAR ENDING DECEMBER 31st, 1872.

	Males.	Females.	Total.
In the House Jan. 1st, 1872, . . . . .	74	98	172
Received in the year, . . . . .	47	46	93
	<hr style="width: 50%; margin: 0 auto;"/>	<hr style="width: 50%; margin: 0 auto;"/>	<hr style="width: 50%; margin: 0 auto;"/>
Total, . . . . .	121	144	265
Discharged, . . . . .	47	54	101
	<hr style="width: 50%; margin: 0 auto;"/>	<hr style="width: 50%; margin: 0 auto;"/>	<hr style="width: 50%; margin: 0 auto;"/>
Remaining Dec. 31st, 1872, . . . . .	74	90	164

Weekly average number of patients, 173.





*Table of Admissions, Discharges, and Results, at the McLean Asylum, from its opening, October 6, 1818, to December 31, 1872, inclusive.*

YEARS.	Admitted.	Discharged	Whole No. under care.	Died.	Much improved, etc.	Recovered.	Remaining at end of year.	Average No. of Patients.
1818-19	58	35	58	5	19	11	23	-
1820	44	40	67	1	28	11	27	-
1821	47	46	74	3	33	10	28	-
1822	64	50	92	5	31	14	42	-
1823	73	61	115	2	39	20	54	-
1824	53	56	107	5	28	23	51	-
1825	59	56	110	8	27	21	54	-
1826	47	46	101	5	21	20	55	-
1827	58	56	113	5	17	34	57	-
1828	77	65	134	5	37	23	69	-
1829	73	77	142	9	42	26	65	-
1830	82	78	147	10	34	34	69	-
1831	83	84	152	8	46	30	68	-
1832	94	98	162	10	45	43	64	-
1833	103	100	167	8	50	42	67	-
1834	108	95	174	7	47	41	80	-
1835	83	84	163	11	28	45	77	-
1836	106	112	183	10	38	64	71	-
1837	120	105	191	8	25	72	86	80
1838	138	131	224	12	45	74	93	95
1839	132	117	225	10	38	69	108	112
1840	155	138	263	13	50	75	125	128
1841	157	141	283	11	55	75	142	135
1842	129	138	271	15	43	80	133	143
1843	126	126	260	18	45	63	134	131
1844	158	140	292	20	52	68	152	146
1845	119	120	271	13	33	74	151	149
1846	148	126	299	9	52	65	173	164
1847	170	170	343	33	50	87	173	172
1848	143	155	316	23	50	82	155	171
1849	160	137	321	15	58	64	184	177
1850	173	157	357	28	51	78	200	201
1851	164	173	364	29	69	75	191	195
1852	145	135	336	15	48	72	201	200
1853	114	120	315	17	45	58	195	194
1854	120	120	315	16	45	59	195	195
1855	123	126	318	24	46	56	192	192
1856	149	145	341	19	58	68	196	195
1857	141	159	337	28	60	71	178	191
1858	155	147	333	25	50	72	186	187
1859	131	142	317	28	53	61	175	185
1860	121	109	296	24	46	39	187	185
1861	111	110	298	23	33	54	188	193
1862	82	94	270	18	37	39	176	190
1863	94	69	270	13	20	36	201	191
1864	101	107	302	27	38	42	195	200
1865	82	85	277	17	33	35	192	186
1866	103	98	295	29	23	46	197	197
1867	89	108	286	27	36	45	178	186
1868	92	94	270	23	37	34	176	166
1869	108	100	284	18	31	51	184	187
1870	79	85	263	12	40	33	178	187
1871	75	81	253	13	47	21	172	178
1872	93	101	265	23	63	15	164	173
	5812	5648		813	2215	2620		



Table of Applications, Admissions, etc., for Eleven Years,—1862-1872.

Years.	Applications.		Admissions.		American.		Foreign.		Not Admitted.		Discharged, cured, relieved, or improved.		Percentage of same, on Admissions.		Died.		Accidents.		Whole number under care in the year.		No. of Free patients.		Paying all the time.		Greatest total number at any one time.		Least total number at any one time.		Average.		Greatest number at any one time.		Average time in weeks.		Out Patients.		
	Hospital.	Asylum.	Hospital.	Asylum.	Hospital.	Asylum.	Hospital.	Asylum.	Hospital.	Asylum.	Hospital.	Asylum.	Hospital.	Asylum.	Hospital.	Asylum.	Hospital.	Asylum.	Hospital.	Asylum.	Hospital.	Asylum.	Hospital.	Asylum.	Hospital.	Asylum.	Hospital.	Asylum.	Hospital.	Asylum.	Hospital.	Asylum.	Hospital.	Asylum.	Hospital.	Asylum.	
1862	1888	1611	82	718	81	893	1	277	1274	76	79.08	92.6	101	18	271	1751	270	1299	441	11	166	193	102	177	134	190	133	45	2.1	4.3	4800						
1863	2051	1648	94	648	92	1060	2	403	1315	56	79.18	59.5	162	13	282	1738	270	1468	308	17	158	206	116	179	137	191	135	29	3.4	4.0	4987						
1864	1932	1596	101	654	99	945	2	333	1306	80	8.108	79.1	130	27	242	1749	302	1388	350	11	157	208	110	132	138	200	139	33	3.2	4.4	5619						
1865	1430	1169	82	571	86	628	2	231	997	68	8.315	82.9	104	17	140	1347	277	687	592	68	164	195	88	181	113	186	137	72	3.7	4.8	5356						
1866	1328	1120	103	542	100	587	3	208	909	69	81.17	66.9	93	29	132	1224	295	556	623	45	109	203	78	192	95	197	62	58	3.4	5.1	5008						
1867	1419	1206	80	558	88	648	1	213	958	81	79.43	91.0	94	27	113	1301	286	676	601	24	126	200	72	172	104	186	77	62	3.4	4.3	4553						
1868	1474	1295	92	604	92	661	0	206	1015	71	80.03	77.1	85	23	93	1373	218	840	592	31	132	181	69	160	102	166	97	56	3.0	3.5	5294						
1869	1633	1340	108	631	108	709	0	243	1123	82	80.03	75.9	107	18	93	1217	284	930	593	24	139	196	90	177	118	187	98	55	3.4	4.3	6953						
1870	1706	1332	79	584	76	718	3	404	1083	73	83.20	92.4	85	12	140	1427	342	958	439	39	137	195	98	181	129	187	106	45	3.4	4.8	8767						
1871	1781	1427	75	649	75	778	0	354	1143	52	80.69	69.3	109	13	178	1537	253	1056	456	25	154	187	91	167	122	178	126	43	3.1	3.9	9732						
1872	1815	1547	93	695	83	882	5	268	1271	52	82.15	55.9	120	23	259	1701	263	1289	393	16	100	179	97	163	135	173	133	42	3.1	4.3	11878						

*Table of the Income and Expenses of the Hospital*

INCOME.

Year.	Board of Patients at		Free-bed Funds and Subscriptions	Funds for other Char- ities at		Total Income of	
	Hospital.	Asylum.		Hospital.	Asylum.	Hospital.	Asylum.
1862	\$5,853.89	\$65,182.65	\$17,175.62	\$414.15	\$4,106.69	\$23,443.66	\$69,289.34
1863	6,312.25	67,130.07	17,311.70	695.30	4,514.46	24,319.25	71,644.53
1864	7,714.54	96,960.53	18,832.22	648.21	4,118.29	27,194.97	101,078.82
1865	14,847.27	111,377.98	32,329.06	717.35	4,883.90	47,893.68	116,261.88
1866	14,977.44	125,457.64	23,843.74	1,082.64	7,035.18	39,903.82	132,492.82
1867	16,717.68	134,416.01	27,480.37	1,146.20	5,579.02	45,344.25	139,995.03
1868	14,671.45	127,893.29	27,913.05	1,320.00	5,144.00	43,904.50	133,637.29
1869	13,426.70	140,292.63	30,420.08	1,165.00	4,992.07	45,011.78	145,284.70
1870	12,093.83	141,793.86	31,944.08	807.00	4,659.27	44,754.91	146,453.13
1871	11,078.69	136,194.35	30,311.66	1,042.32	5,031.17	52,432.07	141,225.52
1872	11,162.39	138,310.03	41,894.16	1,511.00	5,687.31	54,567.55	143,997.34
10 yrs.	\$117,603.74	\$1,146,699.01	\$267,560.98	\$9,038.17	\$50,064.05	\$394,202.89	\$1,196,763.06
11 yrs.	128,766.13	1,285,009.04	309,455.14	10,549.17	55,751.36	448,770.44	1,340,760.40

EXCESS OF EXPENSES

Year.	Excess of Expenses over Total Receipts.	Average cost per week per Patient.		Cost of pay Patients over Board.	Free Patients over Funds and Subscriptions.	Cost of all Patients over Board.
		Hospital.	Asylum.			
1862	\$18,671.15	6.04	7.27	\$774.76	\$17,896.39	\$36,260.92
1863	23,102.46	6.66	6.98	-160.98*	23,263.44	41,108.46
1864	32,964.58	8.38	9.76	2,510.27	30,454.31	52,445.01
1865	10,075.12	9.86	12.49	8,272.35	1,802.77	43,121.53
1866	28,882.98	13.88	12.30	15,108.64	13,694.38	53,809.36
1867	15,664.97	11.28	13.84	9,368.99	6,277.65	44,291.54
1868	23,659.97	12.74	16.51	8,992.05	14,568.66	52,893.02
1869	17,226.82	10.14	14.21	6,702.16	10,316.36	48,812.90
1870	18,059.91	10.05	13.83	3,840.52	14,143.34	50,810.99
1871	11,094.30	9.96	15.80	4,187.82	6,815.06	52,447.68
1872	16,132.75	10.10	16.93	1,502.31	14,643.58	59,537.91
10 yrs.	\$199,402.26			\$59,596.58	\$139,232.36	\$476,001.41
11 yrs.	215,535.01			61,098.89	153,875.94	535,539.32

\*Excess this year of Receipts for Board over cost of Paying Patients.

and Asylum, for eleven years—1862 to 1872.

### ORDINARY EXPENSES.

Year.	Cost of Paying Patients.	Cost of Free Patients.	Other Charities.	Total Expenses of	
	Hospital.	Hospital.	Hospital.	Hospital.	Asylum.
1862	\$6,628.65	\$35,072.01	\$414.15	\$42,114.81	\$71,823.46
1863	6,151.27	40,575.14	695.30	47,421.71	69,300.63
1864	10,224.81	49,286.53	648.21	60,159.55	101,484.38
1865	23,119.62	34,131.83	717.35	57,968.80	120,885.84
1866	30,086.08	37,538.12	1,162.60	68,786.80	126,015.83
1867	26,086.67	33,758.02	1,164.53	61,009.22	133,844.14
1868	23,663.50	42,481.71	1,419.26	67,564.47	142,535.36
1869	20,128.86	40,736.44	1,373.30	62,238.60	138,132.02
1870	15,844.35	46,087.42	883.05	62,814.82	134,339.63
1871	15,266.51	47,126.12	1,133.74	63,526.37	146,191.23
1872	12,664.70	56,537.74	1,497.86	70,700.30	153,327.60
10 yrs.	\$177,200.32	\$406,793.34	\$9,611.49	\$593,605.15	\$1,184,552.52
11 yrs.	189,865.02	463,331.08	11,109.35	664,305.45	1,337,880.12

### OVER BOARD, ETC.

Outlay for Lands and Buildings.		Charges upon the General Funds.	
Hospital.	Asylum.	Hospital.	Asylum.
		\$23,451.42	\$18,869.36
		27,882.72	13,991.34
		37,744.85	16,740.79
		14,855.38	20,959.20
		33,663.25	9,858.25
		20,445.23	10,184.34
		28,440.24	25,833.31
		22,007.08	9,182.56
		22,840.18	4,221.73
		39,835.15	4,965.71
		16,232.75	28,555.00
\$43,022.39	\$147,017.13	\$287,398.25	\$163,361.59
28,740 85	20,244.74		
\$71,763.24	\$167,261.87		

Table Showing the Cost of Principal Stores at the McLean Asylum.

Articles.	1862.			1863.			1861.			1865.		
	Quantity.	Cost.	Average.	Quantity.	Cost.	Average.	Quantity.	Cost.	Average.	Quantity.	Cost.	Average.
Beef..... lbs.	11,565	\$1,231.02	.1064	9,127	\$1,196.86	.1311	8,680	\$1,513.39	.1743	11,074	\$2,508.95	.2265
" Steak..... "	5,725	792.68	.1384	8,540	1,391.62	.1629	7,874	1,717.12	.2180	8,778	2,500.21	.2848
" Corned..... "	11,329	920.24	.0812	11,066	1,083.58	.0979	16,636	2,639.79	.1586	15,090	3,726.49	.186
Bread..... "	48,276	1,875.82	.0388	48,637	2,167.26	.0445	53,987	2,936.55	.0543	49,344	3,123.17	.0633
Butter..... "	15,965	3,252.58	.2037	16,356	3,988.50	.2438	14,777	5,778.28	.39103	15,557	6,607.67	.42474
Coffee..... "	3,167	713.30	.2252	2,773½	827.42	.2983	2,570½	1,016.29	.39537	3,153	1,402.27	.44474
Eggs..... doz.	5,582	905.70	.16223	3,812	777.55	.2039	2,016	618.51	.3068	3,489	1,200.59	.344
Flour..... bbls.	104	748.62	7.198	113	998.39	8.835	71	776.87	10.94	129	1,665.13	12.908
Hams..... lbs.	6,052	445.40	.07359	3,602	351.90	.09769	3,043	572.46	.18812	2,115	456.97	.216
Ice..... tons	53½	161.25	3.00	55½	277.50	5.00	57.65	230.60	4.00	78½	314.00	4.00
Lard..... lbs	55	5.77	.105	410	46.21	.1127	1,573	280.48	.1783	1,173	306.99	.261
Mutton and Lamb..... "	8,215	715.22	.087	4,791	509.32	.1063	8,454	1,169.26	.1382	9,110	1,542.55	.1693
Poultry..... "	10,723	1,320.58	.1231	4,417	551.05	.1247	8,749	1,878.93	.2147	7,323	2,214.59	.3024
Sugar..... "	21,869	2,523.06	.11537	21,994	3,214.59	.14615	20,030	4,272.17	.21328	22,000	5,003.46	.22743
Tea..... "	1,801	954.62	.5300	1,353	919.48	.68	1,226	966.03	.7879	1,500	1,695.00	1.13
Veal..... "	5,632	462.72	.0821	5,718	569.35	.0995	5,204	770.30	.1481	4,421	695.17	.1572
Lights..... "	.....	1,827.45	.....	.....	1,786.64	.....	.....	2,172.95	.....	.....	3,217.63	.....
Coal..... tons.	509½	2,816.45	5.22	126.39	1,167.14	9.25	659.951	8,204.58	12.43	739.75	7,350.83	9.94
Wood..... cords.	134½	635.05	4.71	.....	.....	.....	43½	491.75	11.37	.....	.....	.....

Table Showing the Cost of Principal Stores at the McLean Asylum.—Continued.

Articles.	1866.			1867.			1868.			1869.		
	Quantity.	Cost.	Average.	Quantity.	Cost.	Average.	Quantity.	Cost.	Average.	Quantity.	Cost.	Average.
Beef.....lbs.	15,869	\$3,343.60	.217	13,703	\$3,236.85	.2363	13,686	\$3,275.73	.2393	10,329	\$2,369.34	.2169
" Steak.....	8,204	2,405.10	.29316	10,879	3,208.50	.2949	10,633	3,235.50	.3043	12,825	3,847.50	.30
" Corned.....	13,770	2,456.77	.17841	18,205½	3,129.21	.17188	17,675	3,128.28	.177	15,821	2,579.49	.163
Bread.....	64,995	4,467.76	.06874	52,290	4,293.15	.0823	46,325	3,706.00	.08	53,375	3,951.82	.074
Butter.....	17,427	8,016.42	.46	16,203	5,624.20	.3471	17,965	7,532.56	.414	19,168	8,420.53	.4393
Coffee.....	3,350	1,301.78	.38859	3,917½	1,514.29	.3865	4,239	1,541.27	.3621	4,376	1,780.94	.3577
Eggs.....doz	5,391	1,719.42	.31894	7,332	2,207.56	.30108	6,237	2,001.36	.3208	8,288	2,633.08	.3176
Flour.....bbls.	136	2,182.80	16.05	149	2,434.75	16.34	139	2,124.75	15.28	154	1,876.88	12.1875
Hams.....lbs.	1,004	196.15	.19536	1,094½	184.77	.1688	831	143.32	.1727	187½	32.35	.168
Ice.....	94	550.46	5.856	102	516.70	5.06	106.66	432.55	4.05	113½	453.00	4.00
Lard.....lbs.	960	184.46	.1921	1,239	176.56	.1425	1,453	267.25	.1839	1,045	215.36	.206
Mutton and Lamb.....	9,638	1,394.88	.14472	16,515	2,328.12	.2214	9,658	1,513.32	.1573	9,686½	1,534.46	.1584
Poultry.....	13,493	4,072.20	.3018	13,143	3,790.55	.2884	17,262	5,048.19	.2924	20,082	6,445.72	.329
Sugar.....	24,788	4,098.21	.16533	26,528	4,173.23	.1573	24,928	3,985.04	.1598	29,324	4,666.54	.1592
Tea.....	1,240	1,215.20	.98	1,397	1,467.49	1.055	1,342	1,634.30	1.06	1,616	1,588.15	.9827
Veal.....	4,718	792.06	.1678	5,518	887.26	.1679	3,017	529.43	.1754	4,482½	773.91	.1726
Lights.....	.....	3,738.93	.....	.....	3,801.19	.....	.....	5,600.73	.....	.....	4,649.13	.....
Coal.....tons.	809,825	7,848.87	9.69	647,82	5,497.66	8.48	899,140	6,956.75	7.73	848,210.6	9,692.11	11.4197
Wood.....cords.	96½	1,160.56	12.06	63½	539.22	8.75	43¾	409.71	9.36	97½	984.17	10.12

Table Showing the Cost of Principal Stores at the McLean Asylum.—Continued.

Articles.	1870.			1871.			1872.		
	Quantity	Cost.	Average.	Quantity.	Cost.	Average.	Quantity.	Cost.	Average.
Beef.....lbs.	11,563	\$2,585.68	.22361	11,110	\$2,174.02	.19568	11,708	\$2,306.89	.197
" Steak....."	13,448	4,391.37	.32654	15,350	4,168.36	.27173	28,104	5,867.15	.20876
" Corned....."	15,731	2,464.90	.15668	16,638	2,250.59	.13526	15,146	1,914.47	.1264
Bread....."	59,423	3,773.69	.06345	58,734	3,474.21	.05913	.....	.....	.....
Butter....."	18,821	7,214.62	.38332	22,843	8,219.68	.35983	22,239	7,392.63	.33241
Coffee....."	5,152	1,560.33	.30285	4,886	1,302.77	.26663	4,876	1,424.17	.29204
Eggs.....doz.	8,299	2,415.59	.29107	9,211	2,537.35	.27546	12,691	3,738.29	.29666
Flour.....bbls.	150	1,409.50	9.39	154	1,560.00	10.1298	275	3,251.75	11.82
Hams....."	.....	.....	.....	1,142	169.26	.14821	3,787	537.73	.14199
Ice.....tons.	162.3	1,199.15	7.3884	230 <sup>3</sup>	923.00	4.00	264	1,056.00	4.00
Lard.....lbs.	1,221	227.04	.1847	1,953	231.18	.11837	1,584	158.40	.10
Mutton and Lamb....."	9,961	1,580.75	.15869	10,405	1,436.53	.13866	12,361	1,950.19	.15776
Poultry....."	21,026	6,117.40	.29094	20,885	5,760.72	.27582	24,667	6,956.41	.28201
Sugar....."	28,652	3,924.38	.13696	26,351	3,507.66	.13311	28,735	3,580.54	.1246
Tea....."	1,899	1,648.80	.86824	1,864	1,526.04	.81869	1,823	1,308.54	.71779
Veal....."	5,247	886.24	.1689	6,811	1,083.01	.15910	8,069	1,290.19	.15988
Lights....."	.....	4,276.25	.....	.....	3,938.04	.....	.....	4,116.28	.....
Coal.....tons.	688	5,283.98	7.68	713.190	5,899.93	8.27	769 <sup>2</sup> / <sub>10</sub>	5,957.07	7.73
Wood.....cords.	85 <sup>1</sup> / <sub>2</sub>	869.25	10.19	195 <sup>3</sup> / <sub>2</sub>	1,837.42	9.38	81	651.44	8.04



Table Showing the Cost of Principal Stores at the Massachusetts General Hospital.

Articles.	1865.			1866.			1867.			1868.		
	Quantity.	Cost.	Average.	Quantity.	Cost.	Average.	Quantity.	Cost.	Average.	Quantity.	Cost.	Average.
Beef, Sirlain.....lbs.	1,789	\$ 396.45	.2216	2,097	\$ 497.14	.2323	2,150	\$ 533.43	.2481	2,347	\$ 645.19	.275
" for Soup....."	7,697	525.73	.0683	5,046	353.22	.07	5,392	377.41	.07	5,525	386.75	.07
" Corned....."	4,436	555.82	.1253	3,228	403.50	.125	3,828	511.56	.1336	4,137	579.18	.14
" Steak....."	2,797	625.12	.2235	3,030	647.39	.2136	4,045	924.37	.2285	3,890	915.37	.2353
" Ribs....."	5,684	947.01	.1666	5,681	908.96	.16	5,648	899.33	.1592	5,968	1,002.62	.168
Mutton....."	4,686	673.47	.1457	6,312	803.78	.1234	6,928	896.91	.1439	6,506	958.66	.1473
Poultry....."	4,213	1,296.72	.3077	3,902	1,202.01	.308	3,944	1,137.84	.2885	3,978	1,189.64	.299
Butter....."	7,606	3,178.38	.4178	7,134	3,132.55	.4391	8,223	3,597.56	.4375	7,517	3,431.31	.439
Eggs.....doz.	1,599	535.35	.3348	1,448	496.78	.343	1,490	483.35	.3244	1,459	491.11	.3366
Flour.....bbls.	32	398.50	12.45	23	339.71	14.77	34	544.00	16.00	34	496.75	14.61
Bread.....lbs.	37,339	2,300.56	.0616	32,921	2,317.91	.0712	33,558	2,616.80	.0779	30,223	2,247.52	.0743
Ice.....tons	73 $\frac{1}{2}$	293.00	4.00	82.9	475.00	5.73	50 $\frac{1}{2}$	252.50	5.00	37.3	151.00	4.00
Sugar.....lbs.	7,812	1,240.47	.1581	7,867	1,084.29	.1378	8,700	1,200.60	.1380	7,931	1,110.20	.14
Tea....."	848	893.18	1.0532	929	881.18	.9485	497	468.42	.9425	923	833.25	.9027
Milk.....qts.	24,103	1,830.31	.0759	25,357	1,845.66	.0728	31,545	2,208.15	.07	34,076	2,385.32	.07
Potatoes.....bush.	742	668.22	.90	374	426.96	1.14	560	616.00	1.10	480	639.08	1.33

Table Showing the Cost of Principal Stores at the Mass. General Hospital.—Continued.

Articles.	1869.			1870.			1871.			1872.		
	Quantity.	Cost.	Average.	Quantity.	Cost.	Average.	Quantity.	Cost.	Average.	Quantity.	Cost.	Average.
Beef, Sirloin.....lbs.	2,922	\$ 800.46	.2739	3,932	\$1,061.64	.27	5,582	\$1,465.28	.26½	5,720	\$1,587.20	.26
" for Soup....."	6,140	429.80	.07	5,392	391.44	.07	5,852	366.92	.0627	4,680	257.40	.05½
" Corned....."	4,161	582.54	.14	4,196	587.44	.14	5,251	674.22	.1284	5,200	572.00	.11
" Steak....."	4,687	1,113.76	.2376	5,601	1,318.13	.2353	5,960	1,311.20	.22	6,120	1,178.10	.19½
" Ribs....."	5,985	984.02	.1644	6,113	978.08	.16	6,822	1,011.00	.1482	6,585	921.90	.14
Mutton....."	7,605	993.07	.136	8,716	1,180.66	.1354	8,700	1,185.81	.1363	5,694	654.81	.11½
Poultry....."	3,926	1,186.60	.3022	3,835	1,096.90	.286	4,942	1,331.37	.2694	4,636	1,182.18	.25½
Butter....."	7,690	3,343.31	.4347	8,287	3,300.10	.3982	8,695	3,141.50	.3613	8,609	2,970.53	.33½
Eggs.....doz.	1,924	640.19	.33½	1,749	531.33	.3038	2,454	689.08	.2808	2,855½	837.37	.29½
Flour.....bbls.	24	263.50	10.98	34	315.52	9.28	32	301.44	9.42	33	356.95	10.85
Bread.....lbs.	35,195	2,367.36	.0672	33,793	2,196.54	.06½	37,110	2,189.50	.059	38,908	2,139.94	.05½
Ice.....tons	43½	175.00	4.00	58	475.60	8.20	57½	236.78	4.10	85½	341.00	4.00
Sugar.....lbs.	8,770	1,228.19	.14	9,393	1,122.46	.1195	9,043	1,058.00	.117	10,659	1,190.25	.11½
Tea....."	1,161	933.55	.8041	443	328.80	7.422	967	705.91	.73	930	660.53	.721
Milk.....qts.	39,216	2,725.20	.0695	42,028	2,912.68	.0693	42,826	2,925.00	.0683	44,442	3,110.94	.07
Potatoes.....bush.	627	322.85	.8338	685	641.84	.937	590	666.70	1.13	601	504.84	.84

# OFFICERS OF THE INSTITUTION.

1873.

---

EDWARD WIGGLESWORTH, . . . . . *President.*  
NATHANIEL THAYER, . . . . . *Vice-President.*  
J. THOMAS STEVENSON, . . . . . *Treasurer.*  
THOMAS B. HALL, . . . . . *Secretary.*

---

## TRUSTEES.

HENRY B. ROGERS, . . . . . *Chairman—5 Joy Street.*  
JAMES M. BEEBE, . . . . . *30 Beacon Street.*  
E. FRANCIS BOWDITCH, . . . . . *29 Commonwealth Avenue.*  
CHARLES R. CODMAN, . . . . . *57 Marlboro Street.*  
CHARLES H. DALTON, . . . . . *Sears Building.*  
EDMUND DWIGHT, . . . . . *60 State Street.*  
\*GEORGE E. ELLIS, . . . . . *110 Marlboro Street.*  
SAMUEL ELIOT, . . . . . *44 Brimmer Street.*  
GEORGE S. HALE, . . . . . *39 Court Street.*  
\*SAMUEL G. HOWE, . . . . . *20 Bromfield Street.*  
\*HENRY P. KIDDER, . . . . . *40 State Street.*  
\*SAMUEL D. WARREN, . . . . . *67 Mt. Vernon Street.*

---

## BOARD OF CONSULTATION.

JOHN JEFFRIES, M.D.	H. I. BOWDITCH, M.D.
EDWARD REYNOLDS, M.D.	D. H. STORER, M.D.
JOHN B. S. JACKSON, M.D.	CHARLES E. WARE, M.D.
WINSLOW LEWIS, M.D.	JOHN E. TYLER, M.D.
C. E. BROWN-SÉQUARD, M.D.	

---

\* Appointed by the Governor of the Commonwealth.

## OFFICERS OF THE HOSPITAL.

NORTON FOLSOM, M.D. . . . .	<i>Resident Physician.</i>
GEORGE C. SHATTUCK, M.D. . . . .	} <i>Visiting Physicians.</i>
FRANCIS MINOT, M.D. . . . .	
CALVIN ELLIS, M.D. . . . .	
SAMUEL L. ABBOT, M.D. . . . .	
HENRY K. OLIVER, JR., M.D. . . . .	
BENJAMIN S. SHAW, M.D. . . . .	} <i>Visiting Surgeons.</i>
HENRY J. BIGELOW, M.D. . . . .	
HENRY G. CLARK, M.D. . . . .	
SAMUEL CABOT, M.D. . . . .	
GEORGE H. GAY, M.D. . . . .	
RICHARD M. HODGES, M.D. . . . .	} <i>Physicians to Out-patients.</i>
ALGERNON COOLIDGE, M.D. . . . .	
GEORGE G. TARBELL, M.D. . . . .	
DAVID H. HAYDEN, M.D. . . . .	
WILLIAM L. RICHARDSON, M.D. . . . .	
EDWARD N. WHITTIER, M.D. . . . .	} <i>Surgeons to Out-patients.</i>
CHARLES B. PORTER, M.D. . . . .	
JOHN COLLINS WARREN, M.D. . . . .	
HENRY H. A. BEACH, M.D. . . . .	} <i>Physician to Out-Patients with diseases of the Skin.</i>
JAMES C. WHITE, M.D. . . . .	
JAMES J. PUTNAM, M.D. . . . .	} <i>Physician to Out-Patients with diseases of the Nervous System.</i>
FREDERICK I. KNIGHT, M.D. . . . .	
FREDERICK I. KNIGHT, M.D. . . . .	} <i>Physician to Out-Patients with diseases of the Throat.</i>
FREDERICK I. KNIGHT, M.D. . . . .	
REGINALD H. FITZ, M.D. . . . .	} <i>Microscopist, and Curator of the Pathological Cabinet.</i>
REGINALD H. FITZ, M.D. . . . .	
EDWARD S. WOOD, M.D. . . . .	<i>Chemist.</i>
HENRY P. QUINCY, M.D. . . . .	<i>Artist.</i>
CHARLES WILSON, D.M.D. . . . .	<i>Dentist.</i>
WILLIAM H. WORKMAN, . . . .	} <i>Medical House-Pupils, for 1872.</i>
FREDERICK C. SHATTUCK, . . . .	
GEORGE K. SABINE, . . . .	
EDWARD H. BRADFORD, . . . .	} <i>Surgical House-Pupils, for 1872.</i>
FRANK E. PORTER, . . . .	
JAMES B. AYER, . . . .	

THOMAS M. ROTCH, . . . . .	}	<i>Medical House-Pupils, for 1873.</i>
WILLIAM E. MOSELEY, . . . . .		
EDWARD W. EMERSON, . . . . .	}	<i>Surgical House-Pupils, for 1873.</i>
EDWARD M. BUCKINGHAM, . . . . .		
J. FOSTER BUSH, . . . . .		
HENRY R. STEDMAN, . . . . .		
MISS G. L. STURTEVANT, . . . . .		<i>Matron.</i>
CHARLES A. CLOUGH, . . . . .		<i>Apothecary.</i>

---

OFFICERS OF THE McLEAN ASYLUM.

GEORGE F. JELLY, M.D. . . . .		<i>Superintendent.</i>
CHARLES F. FOLSOM, M.D. . . . .	}	<i>Assistant Physicians and Apothecaries.</i>
FERDINAND A. STILLINGS, M.D. . . . .		
WALTER J. NORFOLK, . . . . .		<i>Medical Student and Apothecary.</i>
GEORGE W. WHITTLE, . . . . .		<i>Steward.</i>
MRS. ABBY M. WHITTLE, . . . . .		<i>Matron.</i>
ELBRIDGE S. UPHAM, . . . . .	}	<i>Supervisors.</i>
MISS LUCIA E. WOODWARD, . . . . .		

## COMMITTEES.

*Committee on Finance.*

MESSRS. BEEBE AND KIDDER.

*Committee on Accounts.*

MESSRS. CODMAN AND HALE.

*Free-Bed Standing Committee.*

MESSRS. BOWDITCH AND HOWE.

*Committee on the Book of Donations.*

MR. ROGERS.

*Committee on the Warren Fund and Library.*

MESSRS. ELIOT AND ELLIS.

*Committee on Repairs.*

MESSRS. DALTON, DWIGHT, AND WARREN.

## VISITING COMMITTEE.

February and August, . . .	MESSRS. KIDDER AND ROGERS.
March and September, . . .	“ BEEBE AND CODMAN.
April and October, . . .	“ DWIGHT AND ELIOT.
May and November, . . .	“ BOWDITCH AND DALTON.
June and December, . . .	“ ELLIS AND HOWE.
January and July, . . .	“ HALE AND WARREN.

## LADIES' VISITING COMMITTEE.

January, . . . .	MRS. SAMUEL ELIOT, MRS. J. THOMAS STEVENSON.
February, . . . .	MRS. STEVENSON, MISS ELIZA GOODWIN.
March, . . . .	MISS GOODWIN, MISS LOUISA P. LORING.
April, . . . .	MISS LORING, MRS. ROBERT H. STEVENSON,
May, . . . .	MRS. R. H. STEVENSON, MRS. CHARLES P. CURTIS,
June, . . . .	MRS. CURTIS. MRS. HENRY B. ROGERS.
September, . . . .	MRS. ROGERS, MISS E. C. GRAY.
October, . . . .	MISS GRAY, MRS. J. M. BEEBE.
November, . . . .	MRS. BEEBE, MISS EDITH HEMENWAY.
December, . . . .	MISS HEMENWAY, MRS. SAMUEL ELIOT.







# REPORT OF THE TRUSTEES

OF THE

## MASSACHUSETTS GENERAL HOSPITAL,

For the Year 1873.

---

THE Committee appointed by the Board of Trustees,  
to make their

### SIXTIETH ANNUAL REPORT,

submit the following:—

The Report of the Treasurer, appended to this Report, has been duly examined and approved.

From which it appears that the expenses have  
been . . . . . \$252,950.71

Receipts from income . . . . . 234,289.19

Excess of expenditures . . . . . \$18,661.52

During the year the Treasurer has received the  
following legacies:—

From Trustees of M. P. Sawyer . . . \$ 3,136.27

From Executors of John Parker, Jr., . . 10,000.00

---

---

The cost of Free Beds at the Hospital,	\$69,109.97
Amount received for income of Free Bed Funds, . . . . .	\$22,036.22
Amount from annual sub- scribers, . . . . .	9,900.00
	31,936.22
Excess of expenditures over receipts for Free Beds, . . . . .	\$37,173.75

Showing a still greater need of funds for Free Beds than last year, as over two-thirds of the patients in the Hospital were on Free Beds.

Number of patients treated in the Hospital, . . . 1,530  
The number of new out-patients as seen by  
the following figures, has been larger than  
last year, and amounted during the year to 13,517  
Of these there were:—

Medical cases, . . . . .	5,349
Surgical cases, . . . . .	3,109
Ophthalmic, (just begun,) . . . . .	29
Dental, . . . . .	3,709
Department for Diseases of Skin, . . . . .	844
“ “ Nervous System, . . . . .	117
“ “ Throat, . . . . .	320

The average number of patients has been  $155\frac{1}{2}$  or  $21\frac{1}{4}$  more than last year. The Hospital has been very crowded at times and the need of more beds has been much felt.

Average at the Asylum 165, average cost of each patient per week at the Hospital \$10.85, and at the Asylum \$19.23

During the summer months, two new buildings of iron and wood, connected by covered corridors, with the main buildings were begun; one is now occupied and the other is nearly ready for use. These buildings are to be called the Jackson and the Warren, in memory of the valuable services of the late Drs. James Jackson, and J. Mason Warren.

As they are built on a different plan from any Hospital buildings in this part of the world, we append a wood-cut and explanation of same.

Appointments in the Hospital and to out-patients, etc.

July 13th, 1873, Dr. H. K. Oliver, Jr., resigned as one of the Visiting Physicians, and Dr. George G. Tarbell was appointed in his place.

July 11th, 1873, Dr. Henry Tuck was appointed Physician to out-patients.

October 10, 1873, Dr. O. F. Wadsworth was appointed Physician in the Ophthalmic department.

The Ambulance has been in active service since July last, and has daily proved itself of great use.

The thanks of the Trustees as well as those of the patients, are most heartily given to the Lady Visitors, for their untiring visits, and to many other kind friends for their presents of fruits and flowers, which are always most acceptable.

The report of the Superintendent of the Asylum, shows the working of that branch of our Institution.

During the summer, each gallery and separate building has been connected with the central office, by a system of electric bells, and speaking tubes.

The Trustees return their sincere thanks to Dr. and Mrs. Tyler, for their continued interest in the Asylum, and also to the young ladies, who with Mrs. Tyler, give so much pleasure to the patients at their social gatherings.

During the year Drs. C. F. Folsom and F. A. Stillings, resigned their respective positions of 1st and 2nd Assistants, and their places have been supplied by Drs. James H. Whittemore and Charles E. Woodbury.

W. J. Norfolk resigned as Medical Student and Apothecary and W. F. Sanborn was appointed to fill his place, March 14th, 1873.

The Trustees have every reason to be grateful, that the administration of affairs at both Hospital and Asylum continues so satisfactory.

They would however remind the friends and patrons of the Hospital, that the need for increased donations is pressing, as every year adds to the number of patients, and the expenses of the Institution are necessarily constantly increasing.

The Committee are unwilling to close their Report without referring to the long and valuable services of one of their associates who has this year signified his intention of retiring from the Board. Mr. Henry B. Rogers has been a Trustee for thirty-four years, and Chairman of the Board since 1856. During all this

time his untiring fidelity to all the interests of both Hospital and Asylum, his wise forethought for their future needs, and his unremitting devotion to the duties of his office, has laid upon the Institution an unusual weight of obligation.

The Committee feel it their duty to put upon record their appreciation of services so unexampled, and to express their great regret that in administering the important interests entrusted to their care, the Trustees are no longer to have the benefit of the prudent counsels and untiring energy of Mr. Rogers.

Attention is respectfully solicited to the reports and statistics appended.

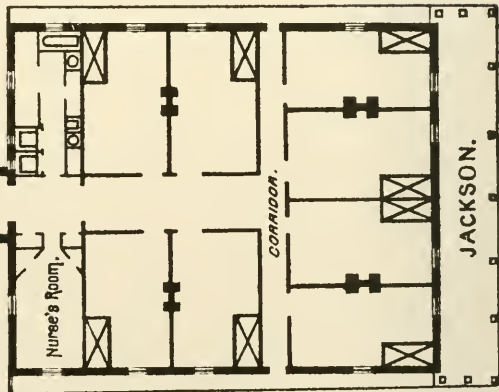
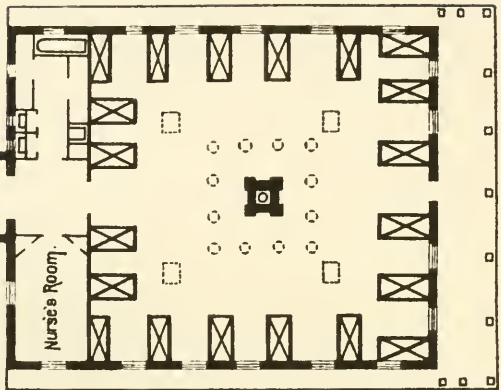
E. F. BOWDITCH, }  
C. R. CODMAN. } *Committee.*





Ground Plans.

CORRIDOR.



Scale of Feet.



## DESCRIPTION OF NEW WARDS.

IN order to meet the increasing need for Hospital accommodations, the Trustees authorized the construction of two new Wards, one to be an open Ward and the other to be divided into rooms for private patients, or for cases requiring isolation.

These structures are modelled somewhat upon the plan of army field-hospitals, with such modifications as climate and greater permanency required.

The dimensions are 45x55 feet, by 15½ feet high to the eaves; frames and outside walls of iron; high pitched trussed roofs, at apex of which are ventilators 10 feet square, with chimney stacks in centre. They are connected with the main Hospital by corridors.

WARREN WARD stands 50 feet west of the Operating Theatre. It is one story high without interior divisions, 44 feet square inside, 16 feet high at walls, and 22½ feet high in centre, being partly finished into the roof, arranged for 20 beds, allowing about 1,840 cubic feet of space to each bed. Outside the Ward and opening into the corridor, but not directly into the Ward, is a room for nurses on one side of the entrance, and on the other side, bath-room, water-closets, etc.

Upon three sides of the building are windows of ordinary size, and over them, near the ceiling and sheltered outside by the projecting roof from storm and sunshine, are corresponding small windows, hung from the bottom by hinges, opening inward to allow a circulation of air without a direct draught upon the beds.

In centre of the Ward is a chimney stack, on two opposite faces of which are open fireplaces, and on the other two, open Franklin soapstone stoves, the flues of which are 4 iron pipes placed inside the stack. For auxiliary heating there are 4 steam radiators hung beneath the floor and supplied with fresh air by 4 ducts from the outside, with registers in the floor. Further ventilation upward is provided for by 4 registers in ceiling, opening into the large centre roof ventilator, and downward by 12 registers in the floor, connected with the stack flue by ducts under the floor.

A glazed door opens upon a platform in the south front, over which is to be an awning in hot weather.

The floor is on the same level as that of the main Hospital, and 5 feet above the grade of the ground.

The space between the sill and the ground is closed chiefly by glazed sashes, which are to be kept open, except in cold weather, so as to secure free circulation of air under the Ward. This Ward is now occupied by surgical cases.

JACKSON WARD is placed 40 feet west of Warren Ward, en échelon, and is similar in construction and dimensions, excepting that the interior is divided into 8 rooms, each 12 x 18 feet, 15½ feet high, containing 3,000 cubic feet of space, and of sufficient size for 2 beds each.

Each room has an open Franklin soapstone stove.

The Ward is divided by a centre and cross corridor, 21½ feet high, which, as well as the rooms, are connected with the large ventilator in the roof.

The plans were drawn by Emerson and Fehmer, Architects. The work, under superintendence of Messrs. Harmon, was done by the Boston Corrugated Iron Company, and Mr. Hathaway.



REPORT OF THE TREASURER  
OF THE  
MASSACHUSETTS GENERAL HOSPITAL,

For the Year 1873.

BOSTON, JANUARY 16, 1874.

*To the Trustees of the Massachusetts General Hospital,*

GENTLEMEN,—

IN conformity with the seventh By-law of this Corporation, I respectfully submit to you herewith, the books and the annual accounts of both departments, made up to December 31st, 1873, with the vouchers for all the payments made by me during the year, and all the evidences of property in my possession on the first day of January, 1874, for examination by a Committee of your Board, and for submission to the Corporation, at its Annual Meeting, in February, together with that Committee's report thereon.

The annual accounts are stated in detail upon pages 16 to 27, inclusive, of the Book No. 2, kept for that purpose, and they may be explained as follows :

## Page 16th.—HOSPITAL EXPENSES.

There has been expended in this department during the year, the sum of . . . . \$ 87,926.92

Viz. :—For Stores, . . . . .	\$30,195.13	
Water, . . . . .	1,115.67	
Lights, . . . . .	1,382.05	
Fuel, . . . . .	4,339.03	
Wages, . . . . .	16,572.03	
Medicines, . . . . .	3,024.52	
Surgical Instruments, . . . . .	1,932.89	
Furniture, . . . . .	5,933.71	
Repairs, . . . . .	8,704.14	
Wines and Liquors, . . . . .	2,931.54	
Stationery, . . . . .	541.16	
Library, . . . . .	760.29	
Stable, . . . . .	1,388.00	
Artificial Limbs, . . . . .	1,375.00	
Contingencies, . . . . .	434.48	
General Expenses, . . . . .	2,847.28	
Salaries of House Officers, . . . . .	4,450.00	
	<hr/>	87,926.92;

which amount has been provided for as follows :

From Board of Patients, . . . . .	\$15,490.94	
“ Subscribers for Free Beds, . . . . .	9,900.00	
“ Income of Free Bed Funds, . . . . .	22,036.22	
“ Income of Library Funds, . . . . .	498.00	
“ Income of Wooden Leg Fund, . . . . .	1,375.00	
“ Half Income of Redman Fund, . . . . .	11,277.49	
“ The General Fund, . . . . .	27,349.27	
	<hr/>	87,926.92

The average number of patients for the year has been 155 $\frac{1}{4}$ , or 21 $\frac{1}{4}$  more than for 1872; of whom 30 have paid their board, in whole or in part, and 125 $\frac{3}{4}$  have been upon free beds. The average cost per patient per week has been \$ 10.59. The amounts collected from paying patients have averaged \$ 9.93 per week.

There has been expended upon the buildings for new wards and furniture at the Hospital \$ 18,740.02, not chargeable to the expenses of the year. The whole cost of this outlay, when completed, will be charged to the account of "Land and Buildings of Hospital."

Page 16th.—ASYLUM EXPENSES.

There has been expended in this department during the year, the net sum of . . . . . \$ 165,023.79

Viz. :—For Stores, . . . . .	\$68,822.12
Wages, . . . . .	30,695.01
Fuel, . . . . .	8,766.80
Library, . . . . .	300.00
Plans, Surveys, etc., . . . . .	1,666.82
Repairs, . . . . .	11,480.49
Contingencies, . . . . .	3,085.49
Stationery, etc., . . . . .	418.84
Medicines, . . . . .	4,073.79
Furniture, . . . . .	11,869.20
Diversions, . . . . .	8,486.22
Lights, . . . . .	4,472.72
General Expenses, . . . . .	2,847.30
Salaries of House Officers, . . . . .	8,038.99

*Amount Carried forward,* ————— 165,023.79 :

*Amount Brought forward,* \$165,023.79  
 which amount has been provided  
 for as follows:

From Board of Patients, . . .	\$138,619.52
" Income of Appleton Fund, .	2,490.83
"   " Half Bromfield Fund,	1,660.00
"   "   " Read           "	83.00
"   "   " McGregor   "	415.00
"   "   " Austin       "	415.00
"   "   " Kittridge   "	456.50
"   "   " Amusement   "	415.00
"   "   " Half Redman   "	11,277.50
" The General               "	9,191.44
	165,023.79

The average number of the patients for the year has been 165. The average cost per patient has been \$19.23 per week. The amounts collected from patients have averaged \$16.15 per week each. The amount charged to all the patients for board has been \$26,404.27 less than the cost of their care and maintenance.

#### Page 17th—SUBSCRIBERS FOR FREE BEDS.

The amount received on this account has been, . . . . . \$9,900.00  
 from the following benefactors:—



William Amory.....	\$100.00	Geo. O. Hovey.....	\$100.00
Charles Amory.....	100.00	R. W. Hooper.....	100.00
William Appleton.....	100.00	Misses E. and M. I. Hooper....	100.00
Chas. H. Appleton.....	100.00	Mrs. Augustus Hemenway.....	200.00
Wm. S. Appleton.....	100.00	Samuel Johnson.....	100.00
J. A. Burnham.....	100.00	H. P. Kidder.....	100.00
Boston Gas Light Co.....	100.00	J. Amory Lowell.....	100.00
Boston and Maine Railroad Co..	100.00	Theodore Lyman.....	100.00
Boston and Fitchburg ".....	100.00	Mrs. J. E. Lodge.....	100.00
Boston and Providence ".....	100.00	J. L. Little.....	100.00
Boston and Albany ".....	100.00	Mass. Humane Society.....	200.00
Boston and Lowell ".....	100.00	N. Matthews.....	100.00
P. C. Brooks.....	100.00	William Minot.....	100.00
P. C. Brooks, Jr.....	100.00	Charles Mixter.....	100.00
Shepherd Brooks.....	100.00	Miss Josephine May.....	100.00
Miss M. C. Bryant.....	100.00	Miss Ernestine May.....	100.00
Gardner Brewer.....	100.00	S. R. Payson.....	100.00
Geo. T. Bigelow.....	100.00	F. H. Peabody.....	100.00
R. Baker, Jr.....	100.00	Edward Page.....	100.00
Mrs. N. I. Bowditch.....	100.00	Wm. D. Pickman.....	100.00
Martin Brinmer.....	100.00	Geo. F. Parkman.....	100.00
John G. Cushing.....	100.00	James Parker.....	100.00
T. Jefferson Coolidge.....	100.00	Wm. Perkins.....	100.00
B. R. Curtis.....	100.00	Henry B. Rogers.....	100.00
G. S. Curtis.....	100.00	Wm. R. Robeson.....	100.00
Mrs. Theodore Chase.....	100.00	H. B. Sargent.....	100.00
James Davis.....	100.00	S. G. Snelling.....	100.00
Chas. H. Dalton.....	100.00	S. Salisbury.....	100.00
F. Gordon Dexter.....	100.00	H. Saltonstall.....	100.00
Miss A. W. Davis.....	100.00	J. P. Squire, & Co.....	100.00
Wm. Endicott, Jr.....	100.00	N. Thayer.....	500.00
J. H. Eastburn.....	100.00	Wm. W. Tucker.....	100.00
Mrs. S. S. Fay.....	100.00	Ed. Wigglesworth.....	200.00
Mrs. Albert Fearing.....	100.00	Miss Ann Wigglesworth.....	200.00
J. B. Glover.....	100.00	Miss Mary Wigglesworth.....	200.00
J. L. Gardner.....	100.00	Moses Williams.....	100.00
J. P. and J. L. Gardner, Jr.....	100.00	S. D. Warren.....	100.00
George A. Gardner.....	100.00	Miss Jane Welles.....	100.00
Ozias Goodwin.....	100.00	Mrs. E. Williams.....	100.00
Miss Eliza Goodwin.....	100.00	Henry Woods.....	100.00
Miss Lucy Goodwin.....	100.00	D. L. Webster.....	100.00
R. C. Greenleaf.....	100.00	J. H. Wolcott.....	100.00
John C. Gray.....	100.00	Union Railway Co.....	100.00
Geo. Higginson.....	100.00	C. L. Young.....	100.00
F. L. Higginson.....	100.00		

---

 \$9,900.00

This amount added to the whole income of the Free Bed Funds shows that the sum received for this most worthy object has been \$31,936.22; which is \$37,173.75 less than the actual cost of this excellent charity. Notices have been sent to those subscribers whose rights have expired, and it gives me pleasure to state that they are responding thereto with their accustomed liberality.

Five benefactors, whose names have been for a long time upon your lists of annual subscribers for this object,—viz: Mr. John H. Eastburn, Mrs. Albert Fearing, Miss Mary I. Hooper, Mr. William Minot and Mr. Charles Mixter, have finished their good works on earth during the last year.

Page 18th.—BOARD ACCOUNT.

The amount charged to patients has been, \$ 193,226.99

At the Hospital, . . . . . \$45,571.85

At the Asylum, . . . . . 147,655.14

---

\$ 193,226.99

---

The amount remitted by the Trustees has

been, . . . . . \$ 39,116.53

At the Hospital, . . . . . \$ 30,080.91

At the Asylum, . . . . . 9,035.62

---

\$ 39,116.53

---

So that the Income from this source has

been, . . . . . \$ 154,110.46

For the Hospital, . . . . .	\$ 15,490.94
For the Asylum, . . . . .	138,619.52
	<hr/>
	\$154,110.46

or \$ 98,840.25 less than cost;—viz.:

At the Hospital, . . . . .	\$ 72,435.98
At the Asylum, . . . . .	26,404.27
	<hr/>
	\$ 98,840.25

Page 18th.—DONATIONS AND LEGACIES.

The sum received on this account has

been, . . . . . \$ 13,136.27

From the bequest of M. P. Sawyer,  
net amount received during the year  
from C. W. Story, Trustee, . . . \$ 3,136.27

From the bequest of John Parker,  
Jr., amount received from his  
Executors, . . . . . 10,000.00

---

\$ 13,136.27

And these sums have been invested  
on account of the General Fund, . \$ 3,136.27  
on account of the Free Bed Funds,  
for the John Parker, Jr., Fund, . 10,000.00

---

\$ 13,136.27

Nothing has been received from the bequest of Miss Arabella Rice, mentioned in the last annual report, the executor of this estimable lady's estate not having as yet rendered an account of his administration thereof.

Since these accounts were closed I have received notice from the Executors of the Will of Mr. John

Templeton, of Boston, to the effect that this Institution is a legatee of that gentleman to the extent of \$10,000.00. I recommend that your Treasurer be authorized to receive the same, and that he be directed to establish the "Templeton Fund," the income of which shall be appropriated annually, one-half to the support of free beds at the Hospital, and one-half to beneficiaries at the Asylum.

Page 19th—THE GENERAL FUND.

This Fund, the principal and income of which can be devoted to any of the purposes of this Corporation, amounted, December 31, 1872, to \$908,617.00

It has been increased during the year, by the income of its investments, 1873, . . . . .	\$7,879.19	
Bequest of M. P. Sawyer, Esq.,	3,136.27	
Profits of Real Estate taken by City, . . . . .	5,880.72	
One-third profits of Mass. Hos. Life Ins. Co., . . . . .	10,000.00	
	<hr/>	26,896.18
		<hr/>
		\$935,513.18

It has contributed, during the year, to the

Expenses of the Hospital, . . .	\$27,349.27	
"    "    Asylum, . . .	9,191.44	
And to Reversions, upon the receipt of the bequest of John Parker, Jr.,	1.00	
	<hr/>	36,541.71 ;
		<hr/>

And it amounts, December 31, 1873, to \$898,971.47

## Page 19th—THE RESTRICTED FUNDS.

These Funds, the income only of which can be used for the purposes prescribed by their donors, amounted, December 31, 1872, to \$ 803,242.73

They have been increased in 1873,  
 By the Income of their investments, \$53,088.41  
 Profits of Real Estate sold, . 16,213.08  
 Legacy of John Parker, Jr., 10,000.00  
 \_\_\_\_\_ 79,301.49  
 \_\_\_\_\_  
 \$ 882,544.22

They have contributed, during the year, to the

Expenses of the Hospital, . . \$35,186.71  
 " " Asylum, . . . 17,212.83  
 Annuitants of Miss Joy, . . . 700.00  
 \_\_\_\_\_ 53,099.54  
 \_\_\_\_\_

And they amount, December 31, 1873, to \$ 829,444.68  
 \_\_\_\_\_  
 \_\_\_\_\_

## Page 20th—DISTRIBUTIVE INCOME, 1873.

The net receipts of Interest, Dividends, and Rents, during the year, were . . . . . \$ 61,903.60

Viz. :—From Insurance Stock, . \$ 5,000.00  
 " Annuities Receivable, 7,717.49  
 " City of Boston Loan, 6,646.78  
 " City of Roxbury Loan, 60.00  
 " State of Massachusetts  
 Loan, . . . . . 2,097.44  
 \_\_\_\_\_

*Amounts carried forward,* \$ 21,521.71 \$ 61,903.60

<i>Amounts brought forward,</i>	\$ 21,521.71	\$ 61,903.60
From United States 5-20		
Loan, . . . . .	102.38	
" Railroad Bonds, . .	1,300.00	
" Railroad Stocks, . .	2,422.91	
" Manufacturing Stocks,	4,870.00	
" Bank Stocks, . . . .	3,819.00	
" Notes and Mortgages,	5,584.61	
" Real Estate Leased,		
net, . . . . .	<u>22,282.99</u>	61,903.60 ;

which amount has been distributed as follows :

To Asylum Funds, . . . . .	\$ 5,935.33	
" Wooden Leg Fund, . . .	415.00	
" History Fund, . . . . .	287.96	
" Wm. Reed Fund, . . . . .	401.12	
" Free Bed Funds, . . . . .	21,518.73	
" Redman Fund, . . . . .	22,554.99	
" Miss Joy Fund, . . . . .	1,217.49	
" Treadwell Library Fund, . .	415.00	
" Warren Library Fund, . . .	83.00	
" Warren Prize Fund, . . . .	156.04	
" Surgical Instrument Fund, .	103.75	
" Redman Annuitants, . . . .	936.00	
" General Fund, . . . . .	<u>7,879.19</u>	61,903.60

Page 21st—TRIAL BALANCE.

<i>Debits,</i> . . . . .	\$ 1,753,488.21
Unproductive Assets, . . . . .	\$ 836,706.46
Assets yielding Income, . . . .	916,781.75
	<u>\$ 1,753,488.21</u>

<i>Credits</i> , . . . . .	\$ 1,753,488.21
Restricted Funds, Principal, . . . . .	\$ 827,494.20
General Fund, Principal, . . . . .	898,971.47
Redman Annuitants, Principal, . . . . .	15,600.00
Unspent Income of Funds, . . . . .	1,950.48
Subscription Free Beds 1874, . . . . .	3,000.00
Distributive Income 1874, . . . . .	6,472.06
	<hr/>
	\$ 1,753,488.21
	<hr/> <hr/>

Pages 22nd and 23rd—INCOME AND EXPENSE, 1873.

The *Expenses* have been, as stated in this report,

For the Asylum, . . . . .	\$ 165,023.79
" " Hospital, . . . . .	87,926.92
Viz.:—For Support of Free Beds, . . . . .	\$ 69,109.97
" " " Paying Beds, . . . . .	16,681.66
" Supply of Wooden Limbs, . . . . .	1,375.00
" Care and Increase of Library, . . . . .	760.29
	<hr/>
	\$ 87,926.92
	<hr/> <hr/>

*Expenses* of both Departments, . . . . . \$ 252,950.71

---

---

The *Income* has been

For the Hospital, . . . . .	\$ 49,300.16
Subscriptions for Free Beds, . . . . .	\$ 9,900.00
Income of Funds for " . . . . .	22,036.22
" " Library Funds, . . . . .	498.00
" in part, of Wooden Leg Fund, . . . . .	1,375.00
Board of Patients, . . . . .	15,490.94
	<hr/>
	\$ 49,300.16
	<hr/> <hr/>

*Amount carried forward*, . . . . . \$ 49,300.16

<i>Amount brought forward</i> , . . . . .	\$ 49,300.16
For the Asylum, . . . . .	144,554.85
Income of Asylum Funds, . . . . .	\$ 5,935.33
Board of Patients, . . . . .	138,619.52
	<hr/>
	\$ 144,554.85
	<hr/> <hr/>
For General Purposes, . . . . .	40,434.18
Income of General Fund, . . . . .	\$ 7,879.14
" " Redman " . . . . .	22,554.99
Profits, 1872, Mass. Hos. Life	
Ins. Co., . . . . .	10,000.00
	<hr/>
	\$ 40,434.18
	<hr/> <hr/>
Whole <i>Income</i> from all sources, . . . . .	\$ 234,289.19

From which it appears that the excess of Expenses over Income, which has been drawn from the principal of the General Fund, has been . . . . . 18,661.52

---

\$ 252,950.71

---

---

Pages 24 to 27.—STATEMENT OF AFFAIRS, JAN. 1, 1874.

This statement, exhibiting the financial condition of the Corporation, shows that it holds the following named property in addition to the Real Estate, etc., in use as a Hospital in Boston and as an Asylum, in Somerville :



Insurance Stock, . . . . .	\$ 50,000.00
Annuities in Trust, . . . . .	170,000.00
Railroad Stocks and Bonds, . . . . .	52,665.00
Manufacturing Stocks, . . . . .	40,085.00
Bank Stocks, . . . . .	38,334.75
Notes Receivable and Mortgages, . . . . .	120,878.06
Public Loans, . . . . .	177,545.84
Real Estate Leased, . . . . .	267,273.10

which assets, standing charged at \$ 916,781.75,  
are held as the investments of the  
following Funds:

General Fund, . . . . .	\$ 73,687.55
Redman " . . . . .	455,113.34
"    Annuitants, . . . . .	15,600.00
Warren Prize Fund, . . . . .	1,880.00
"    Library " . . . . .	1,000.00
Belknap Free Bed Fund, . . . . .	10,000.00
Wm. Phillips Free Bed Fund, . . . . .	5,000.00
J. D. Williams " " . . . . .	13,000.00
Miss Townsend " " . . . . .	11,486.50
Bromfield " " $\frac{1}{2}$ Asylum $\frac{1}{2}$ . . . . .	40,000.00
James Read " " " . . . . .	2,000.00
McGregor " " " . . . . .	10,000.00
Waldo " " . . . . .	40,000.00
Wilder " " . . . . .	12,000.00
Miss Brimmer " " . . . . .	5,000.00
Miss Sever " " . . . . .	500.00
Miss Shaw " " . . . . .	500.00
Miss Thompson " " . . . . .	500.00
Miss M. Tucker " " . . . . .	3,312.37

*Amounts carried forward,*    \$ 700,579.76    \$ 916,781.75

<i>Amounts brought forward,</i>		\$700,579.76	\$ 916,781.75
Miss E. Davis Free Bed Fund, . . .		900.00	
Loring " " . . .		5,000.00	
B. R. Nichols " " . . .		6,000.00	
John C. Gray " " . . .		1,000.00	
Thomas Dowse " " . . .		5,000.00	
Henry Todd " " . . .		5,000.00	
J. Phillips " " . . .		10,000.00	
B. D. Greene " " . . .		5,000.00	
John Percival " " . . .		950.00	
J. G. Treadwell " " . . .		38,703.91	
" Library " . . .		5,000.00	
John Pickens Free Bed Fund, . . .		1,676.75	
E. A. Raymond " " . . .		2,820.00	
Charles Harris " " . . .		1,000.00	
Wm. P. Mason " " . . .		9,400.00	
M. P. Sawyer " " . . .		7,000.00	
John L. Gardner " " . . .		20,000.00	
B. T. Reed " " . . .		1,000.00	
John Parker, Jr. " " . . .		10,000.00	
Joy Fund, Annuitants and Free Beds		20,000.00	
Bigelow Surgical Instrument Fund,		1,250.00	
Wm. Reed Free Bed Fund, . . .		5,233.92	
Bowditch Wooden Leg Fund, . . .		5,000.00	
" History Fund, . . .		3,757.41	
Appleton Fund, Asylum, . . .		30,010.00	
Austin " " . . .		5,000.00	
Amusement " " . . .		5,000.00	
Kittridge " " . . .		5,500.00	
		<hr/>	<hr/>
		\$ 916,781.75	\$ 916,781.75
		<hr/>	<hr/>

Whole amount of principal of Funds enjoying income, which is applicable to:—

General Purposes, . . . . .	\$ 73,687.55
“ “ except buildings, . . . . .	455,113.34
Beneficiaries at Asylum, . . . . .	71,510.00
Triennial Prizes, . . . . .	1,880.00
Free Beds at Hospital, . . . . .	272,983.45
Libraries “ . . . . .	6,000.00
Publication of History, . . . . .	3,757.41
Wooden Legs and Surgical Instru- ments, Hospital, . . . . .	6,250.00
Annuities Payable, . . . . .	25,600.00
	<hr/>
	\$ 916,781.75
	<hr/>

Respectfully submitted, by

Your obedient servant,

J. THOMAS STEVENSON,  
*Treasurer.*



REPORT OF THE RESIDENT PHYSICIAN  
OF THE  
MASSACHUSETTS GENERAL HOSPITAL,

For the Year 1873.

Number of Patients in the Hospital, January 1st, 1873.

Paying, 30.       : :       Free, 120.       : :       Total, 150.

Admitted to the Hospital from January 1, 1873, to January 1, 1874.

	Males.	Females.	Total.
Patients paying board, . . . . .	290	121	411
"      "      "      part of the time, .	50	14	64
"      entirely free, . . . . .	639	436	1075
	979	571	1550

	Medical.	Surgical.
Male, . . . . .	377	602
Female, . . . . .	314	257
	691	859

Of these, 1 paid \$70 per week ; 1 paid \$56 ; 3 paid \$50 ; 12 paid \$35 ; 8 paid \$30 ; 3 paid \$28 ; 42 paid \$21 ; 1 paid \$20 ; 1 paid \$17.50 ; 20 paid \$14 ; 8 paid \$10 ; 284 paid \$7 ; and 91 paid \$4.50.

Whole number of patients treated during the year :—paying, 441 ; paying part of the time, 64 ; free, 1195 :—total, 1700.

## Discharged during the year.

	Males.	Females.	Total.
Well, . . . . .	559	321	880
Much relieved, . . . . .	76	59	135
Relieved, . . . . .	107	79	186
Not relieved, . . . . .	35	31	66
Not treated, . . . . .	45	24	69
Dead, . . . . .	139	47	186
Insane and eloped, . . . . .	16	1	17
	977	562	1539

## Number of Patients Remaining, December 31, 1873.

Males, . . . . .	102	Females, . . . . .	59	Total, . . . . .	161
Paying, . . . . .	35	Free, . . . . .	126		
Medical, . . . . .	65	Surgical, . . . . .	96		

Proportion of deaths to the whole number of results, 12.08 per cent.

Number of patients received on account of accidents, 291.

The greatest number of paying patients at any one time, was 44; of free patients, 156; the greatest total was 187. The least number of paying patients at any one time, 16; the least free, 108; the least total, 129. The proportion of ward beds occupied by free patients, was 75 per cent.; by paying patients, 25 per cent.; about 19 per cent. of the paying patients occupied private rooms, which have usually been full.

The average number of patients was 156: males, 96; females, 60.

The average number of paying patients was 30: 17 Americans; 13 Foreigners.

The average number of free patients was 126.

The greatest number of paying patients was 44; 28 Americans; 16 Foreigners.

The least number of paying patients was 16; 7 Americans; 9 Foreigners.

The average time of paying patients was 3.28 weeks; and that of free patients, 6.09 weeks.

Residence.	
Boston, . . . . .	661
Massachusetts, (excepting Boston,) . . . . .	785
Maine, . . . . .	27
New Hampshire and Vermont, . . . . .	49
Rhode Island and Connecticut, . . . . .	16
Other States, . . . . .	5
British Provinces, . . . . .	7

Birthplace.	
Boston, . . . . .	117
Massachusetts, (excepting Boston,) . . . . .	245
Maine, . . . . .	88
New Hampshire, . . . . .	72
Vermont, . . . . .	21
Rhode Island and Con- necticut, . . . . .	28
New York, . . . . .	18
Southern and Western States, . . . . .	51
British Provinces, . . . . .	139
Great Britain, . . . . .	131
Ireland, . . . . .	525
Germany, . . . . .	24
Norway and Sweden, . . . . .	40
France, . . . . .	8
Western Islands, . . . . .	31
Other places, . . . . .	12
Total Americans, . . . . .	640
Total Foreigners, . . . . .	910

Males.	Occupation.	Paying.	Free.	Partial Payment.
Mechanics, . . . . .		97	195	12
Laborers, . . . . .		45	225	21
Farmers, . . . . .		19	14	2
Minors, . . . . .		19	73	7
Seamen, . . . . .		25	17	2
Clerks, . . . . .		19	22	
Teamsters, . . . . .		7	20	
Traders, . . . . .		26	26	3
Servants, . . . . .		11	38	2
Lawyers, . . . . .		5		
Clergymen, . . . . .		3	1	
Physicians, . . . . .		2	1	
Merchants, . . . . .		6	3	
Teachers, . . . . .		2	2	
Other Professions, . . . . .		4	2	1
		<hr/>	<hr/>	<hr/>
		290	639	50

Total males, 979. Of these 54 were in private rooms.

Females.		Paying.	Free.	Partial Payment.
Domestics, . . . . .		13	226	7
Minors, . . . . .		11	43	2
Wives, . . . . .		61	83	5
Widows, . . . . .		10	36	
Seamstresses, . . . . .		6	25	
Spinsters, . . . . .		14	5	
Operatives, . . . . .		1	18	
Teachers, . . . . .		5		
		<hr/>	<hr/>	<hr/>
		121	436	14

Total females, 571. Of these 38 were in private rooms.



Twenty-one per cent. of the free patients were female domestics : twenty-one per cent. were laborers : eighteen per cent. were mechanics : and eighteen per cent. were children.

## Admission Refused.

Phthisis, (Consumption,) . . . . .	50	Chronic Rheumatism, . . . . .	29
Syphilis, . . . . .	48	Paralysis, . . . . .	31
Chronic Ulcers, . . . . .	36	Epilepsy, . . . . .	7
Scrofula and Abscess, . . . . .	6	Cancer, . . . . .	4
Insanity and Delirium		Injuries, . . . . .	29
Tremens, . . . . .	21	Contagious, . . . . .	17
Hip and Spine Disease, . . . . .	13	Other diseases, . . . . .	68
Debility and Senility, . . . . .	44		—
Dropsy, . . . . .	5	Total, . . . . .	408

283 of those rejected were foreigners ; 228 were residents of Boston.

## Out-patients.

Number of new patients, . . . . .		13,517
Men, . . . . .	4,063	Women, . . . . . 6,392
Americans, . . . . .	6,922	Children, . . . . . 3,062
Residents of Boston, . . . . .	8,565	Foreigners, . . . . . 6,595
		Of other places, . . . . . 4,952
Medical Department for Women, . . . . .		2,820
"      "      Men and Children, . . . . .		2,529
Surgical Department, . . . . .		3,109
Ophthalmic Department, (just begun,) . . . . .		29
Dental . . . . .		3,709
Department for Diseases of the Skin, . . . . .		844
"      "      "      Nervous System, . . . . .		157
"      "      "      Throat, . . . . .		320
Total attendance, . . . . .		26,805
Average daily attendance, . . . . .		87

The importance and usefulness of this department of the Hospital, is constantly increasing. The time and attention given by the officers connected with it, makes it practicable to treat many patients without admitting them, or with a very brief stay in the house, who would otherwise occupy the beds. The effect of this is to raise the average expense of caring for those in the house, who, being selected from a constantly increasing number of applicants, are proportionally more of them in condition to require expensive treatment, diet, and so forth. The expenses of the Out-patient department, which are largely for dressings—very little medicine being supplied to patients—are also increased, (and these amounts are included in the *house expenses* in the accounts;) but the usefulness of the whole Institution is proportionally progressive.

Of the Surgical cases, there were :

Fractures and Dislocations, 236	Felons, . . . . . 94
Wounds, . . . . . 307	Tumors, . . . . . 169
Sprains and other Injuries, 109	Diseases of Hip and Spine, 101
Abscesses and Enlarged	Diseases of Knee, . . . 122
Glands, . . . . . 436	Foreign Bodies, . . . . 57
Ulcers, . . . . . 131	

Of the Dental patients, 1,359 had 1,800 teeth filled, 1,501 had 2,732 teeth extracted, and 1,067 had other operations.

In connection with the department for diseases of the Nervous System, powerful permanent batteries have been constructed in the cellar of the Out-patient building, and wires extending from them to, and through the whole length of the main building, allow of the free use of electricity in the wards, with saving in time and money.

Several changes and important additions to the capacity of the Hospital have been made. The old cooking apparatus has been entirely removed, and replaced by four steam-jacket kettles, cast double, supplied by Messrs. G. W. Walker & Co., a set of automatic tea, coffee and water urns, a large brick oven, heated by coal, and lighted by gas, a New York oyster-range so modified as to toast and broil without smoking, and a twelve foot range; supplied by C. Carpenter & Co. The result has fully justified the expenditure. The apparatus works economically and admirably well.

The waste steam from the laundry engine, has been economized for heating the room when desired, by attaching circulating pipes, thus saving the expense of a stove. The working capacity of the drying-room has been nearly doubled, by simply increasing and modifying its ventilation.

Some attempts have been made at the improvement of the Garden, by the cultivation of the turf and flower-beds, and the introduction of settees and rustic vases. A considerable expenditure will be necessary, however, to put it in satisfactory condition.

The seats and fixtures have been removed from the old operating room, and wooden partitions now divide it into seven rooms, open above towards the dome. These give much needed additional sleeping room for the female employees, and also contain six beds occupied at night by convalescent female patients. A bath-room has been made here for the employees, and in the story beneath, a bath-room and water-closet for the patients in the private rooms.

Two new square pavilions, made of iron and wood, are now connected by a corridor with the main building. The first, a ward of twenty beds, is first occupied at the time of the present writing, January 15th, 1874. The second, divided into eight rooms for two beds each, will soon be ready. These additions will increase the total capacity of the Hospital to 215 beds, which will relieve for the present the uncomfortable crowding which has prevailed during a greater portion of the past year.

Admission has not been refused to any really urgent and entirely suitable case, on account of want of room.

Various causes have contributed to swell the expenses of the Institution during the past year; in addition to those already spoken of, changes in the standard diet of patients and employees, and an increase in the rate of wages paid and in the number of employees, may be mentioned. The large number of deaths shows the prevailing serious character of the cases admitted, and indicates an

increase of expense in caring for them. In view of the increased cost of living, as compared with past time, successful efforts have been made to raise the rate of board paid both in the wards and in the private rooms. Patients have been encouraged to pay board for some part of the time, however small. The average rate paid throughout the house is about 16 per cent. higher than last year.

The pressure for private rooms has been so great that patients have repeatedly gone into the wards because unable to obtain them, and it has been necessary to fit up two additional rooms in the upper story of the brick building.

A one-horse Ambulance, capable of carrying two patients and three attendants, has been in use since the middle of July last. Copies of the notice annexed to this report have been sent to physicians, apothecaries, the police stations, and public officials. It is constructed, with slight modification, like those in use in the City of New York. Its great usefulness is beyond question; it is not only called for in cases of accident but is in frequent use to transport cases of sickness unsuitable for conveyance in other vehicles.

We have to again thank friends of the Institution for various gifts during the year, among which are furniture, pictures, fruit, and flowers for the wards, books for the library, playthings for infant patients, and Holiday dinners for the patients on Thanksgiving and Christmas days.

The Boston Sewing Circle has sent us a quantity of very useful new male and female under garments. The Young Men's Christian Union has kindly sent carriages to take convalescent patients to ride.

Respectfully submitted,

NORTON FOLSOM,  
*Resident Physician.*

TO THE BOARD OF TRUSTEES, }  
BOSTON, JANUARY 15, 1874. }

## THE AMBULANCE

OF THE

### MASSACHUSETTS GENERAL HOSPITAL,

Accompanied by a Medical Officer, will be dispatched to any point north of Dover and Berkeley Streets, for the conveyance of cases of *accident*, or *urgent sudden sickness, not contagious*, to this Hospital, or elsewhere, upon notice from a Physician, the Police, or other responsible source, subject to the approval of the undersigned.

In cases requiring gratuitous treatment, no charge will be made.

By order of the Board of Trustees.

NORTON FOLSOM, M. D.,  
*Resident Physician,*  
*Mass. Gen. Hospital, Blossom St.*

BOSTON, September 1, 1873.

# FIFTY-SIXTH ANNUAL REPORT

OF THE

SUPERINTENDENT OF THE M'LEAN ASYLUM FOR THE INSANE,

TO THE

TRUSTEES OF THE MASS. GENERAL HOSPITAL,

JANUARY 1, 1874.

---

*To the Trustees of the Massachusetts General Hospital,*

GENTLEMEN,—

During the year, two hundred and sixty-six persons—one hundred and twenty-three males and one hundred and thirty-three females—have been under treatment.

Ninety-two persons—forty-nine males and forty-three females—have been admitted.

Ninety-five—forty-three males and fifty-two females—have been discharged, and the number remaining to-day is one hundred and sixty-one—eighty males and eighty-one females.

The weekly average number of patients has been one hundred and sixty-five.

Fourteen of those received, were thought to be incurable at the time of admission, and seventy-eight were recent cases or in the acute stage of disease.

Nineteen of those discharged—three males and sixteen females—were *recovered*.

Twenty-six—twelve males and fourteen females—were *much improved*,

Nineteen—nine males and ten females—were *improved*.

Seventeen—twelve males and five females—were *not improved*.

Thirteen—seven males and six females—have died.

One patient, a woman, in Acute Mania, remained in the Asylum a few days only till arrangements to transfer her to another institution could be made, and not long enough to manifest any result from treatment.

Two of the deaths were from Cerebral Effusion; two from the exhaustion of Chronic Mania; one from the exhaustion of Acute Mania; one from Organic Disease of the Brain; one from Paralysis; one from General Paralysis; two from Erysipelas; one from double Pneumonia; one from Dysentery; and one from suicide.

Two male patients, who died from the “exhaustion of Chronic Mania,” had been inmates of the Asylum forty-nine and forty years, respectively, and were our oldest residents.

The general health of the patients has been good, with the exception that during the warm weather there was an unusual prevalence of those diseases most common at that season, which, however, resulted fatally in but one instance.

There have been the average number of cases of Organic Disease of the Brain and Acute Mania, and more than the usual number of severe suicidal



Melancholia, requiring unremitting care and vigilance.

The weekly visits of the Committee of the Board, which have never been omitted for thirty years, and the frequent visits of your Chairman, have made you so familiar with every department of the Asylum that it is unnecessary for me to enumerate, in detail, all that has been done during the year.

It has been our aim to divert the patients, as much as possible, from everything connected with their delusions, to encourage the desponding, to soothe those excited, and to gradually lead all back to the thoughts and feelings natural in health. To accomplish this, our means of amusement and diversion have been more abundant than ever. Our social parties are a never ceasing source of pleasure. They are continued regularly, and are still made very attractive by the presence of many ladies from the city. I think in no way could they do more good, and I am sure that they have the earnest thanks of both officers and patients.

Our horses and carriages have been almost constantly in use, giving a large proportion of our inmates opportunities to see much of the surrounding country, and to take frequent trips to the woods and sea-shore.

While our patients do not have, as in many institutions, the healthful and invigorating stimulus of out-of-door labor, the necessity of exercise in the open air is not forgotten, and they have been urged and required to spend several hours each day in the

grounds, where a variety of games have been furnished for all who wished to engage in them. During the summer, several ladies cultivated small flower gardens of their own.

Walking parties, outside of the Asylum enclosure, have been quite frequent.

Many have attended lectures, concerts, and other entertainments, in the city.

Our ladies in their "Sewing Circle," have accomplished much work. In the winter and spring they made a very large number of garments for the Children's Hospital, in Brookline, and, of late, have been very busy upon sheets and pillow-cases, which, at their own request, they have been making for the new wards now in process of erection at the Massachusetts General Hospital.

Owing to the kindness of friends, both professional and amateur, our musical and other entertainments have been frequent, rich, and varied.

We are under great obligations to the Mendelssohn Quintette Club, to the Apollo Club, to the Harvard Glee Club, to Mrs. Hooper and Mrs. Beale, and to the Hampton Colored Singers, for delightful concerts; to members of the Boston Young Men's Christian Union, and to a company of students from Harvard College, for pleasant dramatic performances; to Prof. Monroc, for one of his delightful readings; to Dr. Walker and his Board of Directors, who never forget to invite us, every year, to accompany them on their harbor excursions; to Messrs. Breck & Sons, for

tickets to the Rhododendron and Horticultural Exhibitions; and to a host of others who have helped us in many ways.

Religious services have been held regularly, on Sundays, and have been conducted by Rev. I. R. Worcester, who, after four years of faithful service, resigned the office of Chaplain at the close of the year. All had learned to regard him as their friend, and his words of comfort and instruction will not soon be forgotten.

There have been several changes in the staff of Resident Officers.

In October, Dr. Charles F. Folsom, who faithfully and efficiently had filled the position of First Assistant Physician for eighteen months, resigned and left the Asylum to engage in study in Germany. All were much attached to him and our best wishes go with him.

Dr. James H. Whittemore was elected to the vacant position, and enters upon its duties to-day. It is very pleasant to the patients and officers to welcome him back after an absence of more than two years. We feel that this is his home, and think it a matter of congratulation, for the institution and ourselves, that he is willing to return to us.

Dr. Ferdinand A. Stillings, the Second Assistant Physician, also resigned, in November, and he too is studying in Europe. He had been with us three years and carries with him the kind regards of all with whom he was here associated. He was succeeded,

early in December, by Dr. Charles E. Woodbury, who, previous to his appointment, had spent several months in the Asylum at Concord, N. H.

Mr. Walter J. Norfolk, our Apothecary, graduated, in March, at the Harvard Medical College, and at once entered upon the duties of Assistant Physician in the Retreat for Insane at Hartford, Conn. He was succeeded by Mr. Wilbur F. Sanborn.

It is with great pleasure that I bear witness to the efficiency with which all my associates have done their part in the work of the Asylum, during the year, and to the hearty co-operation which they have given me.

We are under renewed obligations to Dr. Tyler for his unvarying interest and friendly advice.

In conclusion, I would once more express my most sincere thanks for the constant kindness and cordial support which I have ever received from each and every member of your Board.

GEORGE F. JELLY,

*Superintendent.*

MCLEAN ASYLUM FOR THE INSANE, }  
Somerville, 1st January, 1874. }

## RECAPITULATION

FOR THE YEAR ENDING DECEMBER 1st, 1873.

---

	Males.	Females.	Total.
In the House Jan. 1st, 1873,	. 74	90	164
Received in the year,	. 49	43	92
	—	—	—
Total,	. 123	143	256
Discharged,	. 43	52	95
	—	—	—
Remaining Dec. 31st, 1873,	. 80	81	161

Weekly average number of patients, 165.



*To the Trustees of the Massachusetts General Hospital,*

GENTLEMEN,—

In compliance with the request of your Board, the Ladies, visitors, beg to submit the following report:

During the year 1869, the suggestion was made, that if a number of ladies would make regular authorized visits to the female patients, they would find themselves able to do something for their comfort, in giving sympathy and advice.

A committee of the Trustees, consisting of Messrs. Bullard and Higginson, conferred at that time with Mrs. H. B. Rogers, Mrs. J. M. Beebe, Mrs. Samuel Eliot and Mrs. J. T. Stevenson, and arranged with them to undertake that duty, which they performed through the year 1870, omitting the months of July and August.

After this experiment, the same committee of the Trustees requested those ladies to associate with themselves six others and to extend their visits to the male patients. This was accordingly done. Since that time the committee has consisted of ten members, divided into sub-committees of two each, who have made regular weekly visits. It has been very gratifying to them to find that these visits have been appreciated by the patients, who have repeatedly expressed their gratitude in the warmest

terms. No records have been kept by the visiting committees, but should anything occur, which in their judgment ought to be brought to the notice of the Trustees, they will immediately refer it to you.

They would now suggest that a limited number of rocking chairs, with high backs, in each ward, as well as a number of men's and women's sacks and dressing gowns, costing not more than \$1.25 each, would contribute much to the comfort of such patients as are able to sit up.

The committee now consists of the following ladies :

Jan.,	Mrs. J. T. Stevenson, Mrs. S. Eliot.	June,	Mrs. C. P. Curtis, Jr., Mrs. H. B. Rogers.
Feb.,	Mrs. Stevenson, Miss Goodwin.	Sept.,	Mrs. H. B. Rogers, Miss E. C. Gray.
Mar.,	Miss Goodwin, Miss L. P. Loring.	Oct.,	Miss E. C. Gray, Mrs. C. H. Dalton.
Apr.,	Miss L. P. Loring, Mrs. R. H. Stevenson.	Nov.,	Mrs. C. H. Dalton, Miss E. Hemmenway.
May,	Mrs. R. H. Stevenson, Mrs. C. P. Curtis, Jr.	Dec.,	Miss E. Hemmenway, Mrs. Samuel Eliot.

Since the last report, Mrs. C. H. Dalton has kindly consented to fill the vacancy occasioned by the resignation of Mrs. James M. Beebe.

Per order,

H. H. STEVENSON,

*Secretary.*

January 8th, 1874.



*Table of Admissions, Discharges, and Results, at the McLean Asylum, from its opening, October 6, 1818, to December 31, 1873, inclusive.*

YEARS.	Admitted.	Discharged	Whole No. under care.	Died.	Much improved, etc.	Recovered	Remaining at end of year.	Average No. of Patients.
1818-19	58	35	58	5	19	11	23	-
1820	44	40	67	1	28	11	27	-
1821	47	46	74	3	33	10	28	-
1822	64	50	92	5	31	14	42	-
1823	73	61	115	2	39	20	54	-
1824	53	56	107	5	28	23	51	-
1825	59	56	110	8	27	21	54	-
1826	47	46	101	5	21	20	55	-
1827	58	56	113	5	17	34	57	-
1828	77	65	134	5	37	23	69	-
1829	73	77	142	9	42	26	65	-
1830	82	78	147	10	34	34	69	-
1831	83	84	152	8	46	30	68	-
1832	94	98	162	10	45	43	64	-
1833	103	100	167	8	50	42	67	-
1834	108	95	174	7	47	41	80	-
1835	83	84	163	11	28	45	77	-
1836	106	112	183	10	38	64	71	-
1837	120	105	191	8	25	72	86	80
1838	138	131	224	12	45	74	93	95
1839	132	117	225	10	38	69	108	112
1840	155	138	263	13	50	75	125	128
1841	157	141	283	11	55	75	142	135
1842	129	138	271	15	43	80	133	143
1843	126	126	260	18	45	63	134	131
1844	158	140	292	20	52	68	152	146
1845	119	120	271	13	33	74	151	149
1846	148	126	299	9	52	65	173	164
1847	170	170	343	33	50	87	173	172
1848	143	155	316	23	50	82	155	171
1849	160	137	321	15	58	64	184	177
1850	173	157	357	28	51	78	200	201
1851	164	173	364	29	69	75	191	195
1852	145	135	336	15	48	72	201	200
1853	114	120	315	17	45	58	195	194
1854	120	120	315	16	45	59	195	195
1855	123	126	318	24	46	56	192	192
1856	149	145	341	19	58	68	196	195
1857	141	159	337	28	60	71	178	191
1858	155	147	333	25	50	72	186	187
1859	131	142	317	28	53	61	175	185
1860	121	109	296	24	46	39	187	185
1861	111	110	298	23	33	54	188	193
1862	82	94	270	18	37	39	176	190
1863	94	69	270	13	20	36	201	191
1864	101	107	302	27	38	42	195	200
1865	82	85	277	17	33	35	192	186
1866	103	98	295	29	23	46	197	197
1867	89	108	286	27	36	45	178	186
1868	92	94	270	23	37	34	176	166
1869	108	100	284	18	31	51	184	187
1870	79	85	263	12	40	33	178	187
1871	75	81	253	13	47	21	172	178
1872	93	101	265	23	63	15	164	173
1873	92	95	256	13	63	19	161	165
	5904	5743		826	2278	2639		

Table of Admissions, Discharges and Results at the Massachusetts General Hospital, from Sept. 3, 1821, to Dec. 31, 1873.

YEAR.	Total Admitted.	Paying Board all the time.			Paying part of the time.			Whole Number treated.			Discharged Well.	Percentage on "To-tal Admitted."	Much Relieved, or Not Relieved.	Not Treated, Un-Dis-missed, &c.	Deaths.	Percentage on "To-tal Admitted."	Greatest number free at one time.	Greatest number paying at one time.	Greatest total.	Least total.	Average.	Accidents.	Percentage.	Average time of Paying Weeks.	Average time of Free Weeks.	Paying.	Free.	Out-Patients treated.	
		Free.	Paying Board.	Paying part of time.	Free.	Paying Board.	Paying part of time.	Free.	Free.	Free.																			
1821 to 1824	7992	...	...	...	...	...	3719	...	2913	18	573	..	..	..	..	..	..	..	..	..	..	..	..	..	..	..	..	..	
1841	404	213	168	23	...	...	151	37	152	53	21	26	6	..	..	..	..	..	..	..	..	..	..	..	..	..	..	..	
1842	347	177	159	11	...	...	121	34	137	43	16	25	7	..	..	..	..	..	..	..	..	..	..	..	..	..	..	..	
1843	365	183	167	15	...	...	136	37	115	55	17	41	11	..	..	..	..	..	..	..	..	..	..	..	..	..	..	..	
1844	433	250	174	11	...	...	183	43	137	41	23	47	11	..	..	..	..	..	..	..	..	..	..	..	..	..	..	..	
1845	453	265	176	12	...	...	205	45	130	37	28	54	12	..	..	..	..	..	..	..	..	..	..	..	..	..	..	..	
1846	459	250	182	27	...	...	211	46	137	30	33	36	8	..	..	..	..	..	..	..	..	..	..	..	..	..	..	..	
1847	674	354	279	41	...	...	340	50	145	54	30	57	8	..	..	..	..	..	..	..	..	..	..	..	..	..	..	..	
1848	801	460	283	61	...	...	400	50	219	53	84	9	89	38	127	90	112	97	11	2	4	7	5	5	..	..	..	..	
1849	870	543	273	54	...	...	436	50	218	75	53	84	9	103	33	136	83	108	98	13	3	3	6	6	..	..	..	..	
1850	746	427	242	77	...	...	363	48	200	56	49	76	10	103	33	136	83	108	98	13	3	3	6	6	..	..	..	..	
1851	839	477	298	64	...	...	387	46	205	47	63	98	11	93	48	141	77	112	123	13	3	3	6	6	..	..	..	..	
1852	826	472	271	83	...	...	410	50	234	52	47	82	10	105	41	133	104	119	132	16	3	3	6	6	..	..	..	..	
1853	925	505	335	85	...	...	431	46	287	70	66	82	9	108	39	142	108	120	159	17	3	3	6	6	..	..	..	..	
1854	922	400	321	111	...	...	423	46	257	73	41	115	12	112	45	145	125	133	212	23	4	4	10	10	..	..	..	..	
1855	913	414	352	147	...	...	456	50	298	59	51	102	11	107	59	152	114	134	157	17	3	3	6	6	..	..	..	..	
1856	976	543	335	96	...	...	478	49	230	77	71	117	12	114	48	153	120	140	189	19	3	3	6	6	..	..	..	..	
1857	920	549	280	91	...	...	510	55	195	57	66	130	14	119	40	157	103	128	163	17	7	7	10	10	..	..	..	..	
1858	1013	718	251	46	...	...	514	50	229	65	50	127	13	120	31	144	91	123	186	18 <sup>2</sup>	4	4	7 <sup>2</sup>	7 <sup>2</sup>	..	..	..	..	
1859	1240	934	257	49	287	49	1040	653	53	280	54	94	141	11	145	37	165	92	131	212	17	4	4	2	2	..	..	..	..
1860	1240	997	201	42	215	42	1137	698	56	305	73	58	121	9 <sup>3</sup>	149	33	175	80	128	253	18	6	6	6	6	..	..	..	..
1861	1416	1131	253	32	268	32	1252	831	59	318	79	57	99	7	135	37	162	120	140	297	21	4	4	5	5	..	..	..	..
1862	1611	1175	425	11	441	11	1299	843	52	431	77	154	101	6 <sup>4</sup>	133	45	166	102	134	271	16	3	3	4	4	..	..	..	..
1863	1648	1348	283	17	308	17	1468	856	52	459	96	70	162	9 <sup>3</sup>	135	29	158	116	137	292	17	7	7	10	10	..	..	..	..
1864	1599	1262	326	11	350	11	1388	916	57	390	84	61	130	8	139	33	157	110	138	242	15	2	2	3	3	..	..	..	..
1865	1199	564	567	68	592	68	687	702	59	295	68	74	104	8 <sup>3</sup>	137	72	109	78	95	132	11	7	7	10	10	..	..	..	..
1866	1120	497	578	45	693	45	556	677	60	82	50	74	94	7	62	58	109	78	95	132	11	7	7	10	10	..	..	..	..
1867	1206	626	556	24	601	24	676	676	56	282	62	141	94	7	77	62	126	72	104	113	9	3	3	6	6	..	..	..	..
1868	1265	771	463	31	302	31	840	757	60	258	74	82	85	7	97	56	132	69	102	98	7	7	4	4	..	..	..	..	..
1869	1390	834	532	24	563	24	930	771	55 <sup>1</sup>	352	78	84	107	7	98	55	139	90	118	93	6	6	6	6	..	..	..	..	..
1870	1302	858	414	30	439	30	958	780	60	303	65	68	85	6	64	56	106	45	137	98	120	140	140	140	..	..	..	..	..
1871	1427	970	432	25	456	25	1056	821	57 <sup>1</sup>	322	58	73	109	7	64	126	43	154	122	178	178	178	178	178	..	..	..	..	..
1872	1547	1163	368	16	396	16	1289	958	62	313	76	84	120	7	75	133	42	160	97	135	259	259	259	259	..	..	..	..	..
1873	1550	1075	411	64	441	64	1195	880	57	321	66	86	186	12	156	44	187	129	156	291	3	3	3	3	..	..	..	..	..
		41647																											
		21693																											
		10819																											
		2863																											
		2092																											
		3715																											
		109647																											

*Table of Applications, Admissions, etc., for Twelve Years,—1862-1873.*

Years.	Applications.		Admissions. American.		Foreign.		Not Admitted.	Discharged, cured, relieved, or improved.	Percentage of same, on Admissions.		Died.	Accidents.	Whole number under care in the year.		No. of Free patients.	Paying all the time.	Paying part of the time.	Greatest total number at any one time.	Least total number at any one time.		Average, one time at any one time.		Greatest number at any one time.		Average number in weeks.		Out Patients.				
	Hospital.	Asylum.	Hospital.	Asylum.	Hospital.	Asylum.			Hospital.	Asylum.			Hospital.	Asylum.					Hospital.	Asylum.	Hospital.	Asylum.	Hospital.	Asylum.	Hospital.	Asylum.		Hospital.	Asylum.	Hospital.	Asylum.
1862	1888	1611	82	718	81	893	1	277	1274	76	79.08	92.45	101	18	271	1751	270	1239	441	11	166	193	102	177	134	190	133	45	2.1	4.3	4800
1863	2051	1648	94	648	92	1000	2	402	1315	56	79.18	59.5	162	13	292	1733	270	1478	308	17	158	206	116	179	137	191	135	29	3.4	4.0	4957
1864	1932	1599	101	654	99	945	2	333	1306	80	8.168	79.1	130	27	242	1749	302	1388	350	11	157	208	110	192	138	200	130	33	3.2	4.4	5619
1865	1430	1193	82	571	80	628	2	231	997	68	8.315	82.9	104	17	140	1347	277	687	592	68	104	195	88	181	113	186	137	72	3.7	4.8	5356
1866	1328	1120	103	542	100	587	3	208	909	69	81.17	66.9	96	29	132	1224	295	556	623	45	109	203	78	192	95	197	62	58	3.4	5.1	5008
1867	1419	1206	89	558	88	648	1	213	958	81	79.43	91.0	94	27	113	1301	286	676	601	24	126	200	72	172	104	186	77	62	3.4	4.8	4533
1868	1474	1265	92	604	92	661	0	209	1015	71	80.03	77.1	85	23	98	1373	218	840	502	31	132	181	69	190	102	166	97	56	3.0	3.5	5204
1869	1633	1390	108	681	108	709	0	243	1123	82	80.03	75.9	107	18	93	1217	284	930	563	24	139	196	90	177	118	187	98	55	3.4	4.3	6953
1870	1706	1392	79	584	76	718	3	404	1083	73	83.20	92.4	85	12	140	1427	342	965	433	30	137	195	98	181	120	187	106	45	3.4	4.8	8767
1871	1781	1427	75	649	75	778	0	354	1143	52	80.09	69.3	109	13	178	1337	253	1056	456	25	154	187	91	167	122	178	126	43	3.1	3.9	9792
1872	1815	1547	93	665	88	882	5	268	1271	52	82.15	55.9	120	23	259	1701	295	1289	396	16	190	179	97	163	135	173	133	42	3.1	4.3	11878
1873	1938	1550	92	640	85	910	7	408	1201	64	77.48	69.5	186	13	291	1700	256	1195	441	64	187	171	129	158	156	165	156	44	3.3	6.0	13517

*Table of the Income and Expenses of the Hospital*

**INCOME.**

Year.	Board of Patients at		Free-bed Funds and Subscriptions	Funds for other Char- ities at		Total Income of	
	Hospital.	Asylum.	Hospital.	Hospital.	Asylum.	Hospital.	Asylum.
1862	\$5,853.89	\$65,182.65	\$17,175.62	\$414.15	\$4,106.69	\$23,443.66	\$69,289.34
1863	6,312.25	67,130.07	17,311.70	695.30	4,514.46	24,319.25	71,644.53
1864	7,714.54	96,960.53	18,832.22	648.21	4,118.29	27,194.97	101,078.82
1865	14,847.27	111,377.98	32,329.06	717.35	4,883.90	47,893.68	116,261.88
1866	14,977.44	125,457.64	23,843.74	1,082.64	7,035.18	39,903.82	132,492.82
1867	16,717.68	134,416.01	27,480.37	1,146.20	5,579.02	45,344.25	139,995.03
1868	14,671.45	127,893.29	27,913.05	1,320.00	5,144.00	43,904.50	133,037.29
1869	13,426.70	140,292.63	30,420.08	1,165.00	4,992.07	45,011.78	145,284.70
1870	12,003.83	141,793.86	31,944.08	807.00	4,659.27	44,754.91	146,453.13
1871	11,078.69	136,194.35	40,311.06	1,042.32	5,031.17	52,432.67	141,225.52
1872	11,162.39	138,310.03	41,894.16	1,511.00	5,687.31	54,567.55	143,997.34
1873	15,490.94	138,619.52	31,936.22	1,873.00	5,935.33	49,300.16	144,554.85

**EXCESS OF EXPENSES**

Year.	Excess of Expenses over Total Receipts.	Average cost per week per Patient.		Cost of pay Patients over Board.	Free Patients over Funds and Subscriptions.	Cost of all Patients over Board.
	Hospital.	Hospital.	Asylum.	Hospital.	Hospital.	Hospital.
1862	\$18,671.15	6.04	7.27	\$774.76	\$17,896.39	\$36,260.92
1863	23,102.46	6.66	6.98	-160.98*	23,263.44	41,108.46
1864	32,964.58	8.38	9.76	2,510.27	30,454.31	52,445.01
1865	10,075.12	9.86	12.49	8,272.35	1,802.77	43,121.53
1866	28,882.98	13.88	12.30	15,108.64	13,694.38	53,809.36
1867	15,664.97	11.28	13.84	9,368.99	6,277.65	44,291.54
1868	23,659.97	12.74	16.51	8,992.05	14,568.66	52,893.02
1869	17,226.82	10.14	14.21	6,702.16	10,316.36	48,812.90
1870	18,059.91	10.05	13.83	3,840.52	14,143.34	50,810.99
1871	11,094.30	9.96	15.80	4,187.82	6,815.06	52,447.68
1872	16,132.75	10.10	16.93	1,502.31	14,643.58	59,537.91
1873	36,626.76	10.29	19.23	1,190.72	37,173.75	72,435.98

\* Excess this year of Receipts for Board over cost of Paying Patients.

and Asylum for twelve years—1862 to 1873.

### ORDINARY EXPENSES.

Year.	Cost of Paying Patients.	Cost of Free Patients.	Other Charities.	Total Expenses of	
	Hospital.	Hospital.	Hospital.	Hospital.	Asylum.
1862	\$6,628.65	\$35,072.01	\$414.15	\$42,114.81	\$71,823.46
1863	6,151.27	40,575.14	695.30	47,421.71	69,300.63
1864	10,224.81	49,286.53	648.21	60,159.55	101,484.38
1865	23,119.62	34,131.83	717.35	57,968.80	120,885.84
1866	30,086.08	37,538.12	1,162.60	68,786.80	126,015.83
1867	26,086.67	33,758.02	1,164.53	61,009.22	133,844.14
1868	23,663.50	42,481.71	1,419.26	67,564.47	142,535.36
1869	20,128.86	40,736.44	1,373.30	62,238.60	138,132.02
1870	15,844.35	46,087.42	883.05	62,814.82	134,339.63
1871	15,266.51	47,126.12	1,133.74	63,526.37	146,191.23
1872	12,664.70	56,537.74	1,497.86	70,700.30	153,327.60
1873	16,681.66	69,109.97	2,135.29	87,926.92	165,023.79

### OVER BOARD, ETC.

Outlay for Lands and Buildings.		Charges upon the General Funds.	
Hospital.	Asylum.	Hospital.	Asylum.
		\$23,451.42	\$18,869.36
		27,882.72	13,991.34
		37,744.85	16,740.79
		14,855.38	20,959.20
		33,663.25	9,858.25
		20,445.23	10,184.34
		28,440.24	25,833.31
		22,007.08	9,182.56
		22,840.18	4,221.73
		39,835.15	4,965.71
		16,232.75	28,555.00
		27,349.27	9,191.44
For Nine Years. \$43,022.39	For Nine Years. \$147,017.13		
Average per annum, \$4,780.26.	Average per annum, \$16,335.24.		
28,740.85	20,244.74		

Table Showing the Cost of Principal Stores at the McLean Asylum.

Articles.	1862.			1863.			1864.			1865.		
	Quantity.	Cost.	Average.	Quantity.	Cost.	Average.	Quantity.	Cost.	Average.	Quantity.	Cost.	Average.
Beef.....lbs.	11,565	\$1,231.02	.1064	9,127	\$1,196.86	.1311	8,680	\$1,513.39	.1743	11,074	\$2,508.95	.2265
"  Streak....."	5,725	792.68	.1384	8,540	1,391.62	.1629	7,874	1,717.12	.2180	8,778	2,500.21	.2848
"  Corned....."	11,329	920.24	.0812	11,066	1,083.58	.0979	16,636	2,639.79	.1586	15,090	2,726.49	.186
Bread....."	48,276	1,875.82	.0388	48,637	2,167.26	.0445	53,987	2,936.55	.0543	49,344	3,125.17	.0633
Butter....."	15,965	3,252.58	.2037	16,356	3,988.50	.2438	14,777	5,778.28	.39103	15,557	6,607.67	.42474
Coffee....."	3,167	713.30	.2252	2,773 $\frac{1}{2}$	827.42	.2983	2,570 $\frac{1}{2}$	1,016.29	.39537	3,153	1,402.27	.44474
Eggs.....doz.	5,582	905.70	.16223	3,812	777.55	.2039	2,016	618.51	.3068	3,489	1,200.59	.344
Flour.....bbls.	104	748.62	7.198	113	998.39	8.835	71	776.87	10.94	129	1,665.13	12.908
Hams....."	6,052	445.40	.07359	3,602	351.90	.09769	3,043	572.46	.18812	2,115	456.97	.216
Ice.....tons.	53 $\frac{3}{4}$	161.25	3.00	55 $\frac{1}{2}$	277.50	5.00	57.65	230.60	4.00	78 $\frac{1}{2}$	314.00	4.00
Lard.....lbs.	55	5.77	.105	410	46.21	.1127	1,573	280.48	.1783	1,173	306.99	.261
Mutton and Lamb....."	8,215	715.22	.087	4,791	509.32	.1063	8,454	1,169.26	.1382	9,110	1,542.55	.1693
Poultry....."	10,723	1,320.58	.1231	4,417	551.05	.1247	8,749	1,878.93	.2147	7,323	2,214.59	.3024
Sugar....."	21,869	2,523.06	.11537	21,994	3,214.59	.14615	20,030	4,272.17	.21328	22,000	5,203.46	.22743
Tea....."	1,801	954.62	.5300	1,353	919.48	.68	1,226	966.03	.7879	1,500	1,695.00	1.13
Veal....."	6,632	462.72	.0821	5,718	569.35	.0995	5,204	770.30	.1481	4,421	695.17	.1572
Lights....."	.....	1,827.45	.....	.....	1,786.64	.....	.....	2,172.95	.....	.....	3,217.63	.....
Coal.....tons.	509 $\frac{3}{4}$	2,816.45	5.22	126.39	1,167.14	9.25	659.951	8,204.58	12.43	739.75	7,350.83	9.94
Wood.....cords.	134 $\frac{3}{4}$	635.06	4.71	.....	.....	.....	43 $\frac{1}{4}$	491.75	11.37	.....	.....	.....

Table Showing the Cost of Principal Stores at the McLean Asylum.—Continued.

Articles.	1866.			1867.			1868.			1869.		
	Quantity.	Cost.	Average.	Quantity.	Cost.	Average.	Quantity.	Cost.	Average.	Quantity.	Cost.	Average.
Beef .....	15,869	\$3,343.60	.217	13,703	\$3,238.85	.2363	13,686	\$3,275.73	.2393	10,920	\$2,369.34	.2169
" Steak .....	8,204	2,405.10	.29316	10,879	3,208.50	.2949	10,633	3,235.50	.3043	12,825	3,847.50	.30
" Corned .....	13,770	2,456.77	.17841	18,205½	3,129.21	.17188	17,675	3,128.28	.177	15,821	2,579.49	.163
Bread .....	64,995	4,467.76	.06874	52,290	4,293.15	.0823	46,325	3,706.00	.08	53,375	3,951.82	.074
Butter .....	17,427	8,016.42	.46	16,243	5,624.20	.3471	17,065	7,532.56	.4414	19,168	8,420.53	.4393
Coffee .....	3,350	1,301.78	.38859	3,917½	1,514.29	.3865	4,239	1,541.27	.3621	4,976	1,780.94	.3577
Eggs .....	5,391	1,719.42	.31894	7,332	2,207.56	.30108	6,237	2,001.36	.3208	8,288	2,633.08	.3176
Flour .....	136	2,182.80	16.05	149	2,434.75	16.34	139	2,124.75	15.28	154	1,876.88	12.1875
Hams .....	1,004	196.15	.19536	1,094½	184.77	.1688	831	143.52	.1727	187½	32.35	.168
Ice .....	94	550.46	5.856	102	516.70	5.06	106.66	432.55	4.05	113¼	453.00	4.00
Lard .....	960	184.46	.1921	1,239	176.56	.1425	1,453	267.25	.1839	1,045	215.36	.206
Mutton and Lamb .....	9,638	1,394.88	.14472	10,515	2,328.12	.2214	9,658	1,519.52	.1573	9,686½	1,534.46	.1584
Poultry .....	13,493	4,072.20	.3018	13,143	3,790.55	.2884	17,262	5,048.19	.2924	20,082	6,445.72	.329
Sugar .....	24,788	4,098.21	.16333	26,528	4,173.23	.1573	24,928	3,985.04	.1598	29,324	4,666.54	.1592
Tea .....	1,240	1,215.20	.98	1,397	1,467.49	1.055	1,542	1,634.90	1.06	1,616	1,588.15	.9827
Veal .....	4,718	792.06	.1678	5,318	887.26	.1679	3,017	529.43	.1754	4,482½	773.91	.1726
Lights .....		3,738.93	.....		3,801.19	.....		5,600.73	.....		4,649.13	.....
Coal .....	809,825	7,848.87	9.69	647.82	5,497.66	8.48	899½	6,956.75	7.73	848½	9,692.11	11.4197
Wood .....	96½	1,160.56	12.06	63½	559.22	8.75	43¾	409.71	9.36	97½	984.17	10.12

Table Showing the Cost of Principal Stores at the *McLean Asylum*.—Continued.

Articles.	1870.			1871.			1872.			1873.		
	Quantity.	Cost.	Average.	Quantity.	Cost.	Average.	Quantity.	Cost.	Average.	Quantity.	Cost.	Average.
Beef.....lbs.	11,563	\$2,585.68	.22361	11,110	\$2,174.02	.19568	11,708	\$2,306.89	.197	12,115	\$2,308.71	.1956
" Steak....."	13,448	4,391.37	.32654	15,350	4,108.36	.27173	28,104	5,807.15	.20876	45,214	9,020.11	.19949
" Corned....."	15,731	2,464.90	.15668	16,638	2,250.59	.13526	15,146	1,914.47	.1264	9,379	1,126.66	.1212
Bread....."	59,423	3,773.69	.06345	58,754	3,474.21	.05913	...	...	...	...	...	...
Butter....."	18,821	7,214.62	.38332	22,843	8,219.68	.35983	22,239	7,332.63	.33241	20,393	7,371.53	.36147
Coffee.....doz.	5,152	1,560.33	.30285	4,886	1,302.77	.26663	4,876	1,424.17	.29204	4,217	1,297.29	.30763
Eggs.....doz.	8,299	2,415.59	.29107	9,211	2,537.35	.27546	12,601	3,738.29	.29666	16,136	4,712.90	.29207
Flour.....bbls.	150	1,409.50	9.39	154	1,560.00	10.1298	275	3,231.75	11.82	297	3,244.25	11.62
Hams.....lbs.	...	...	...	1,142	169.26	.14821	3,787	537.73	.14199	4,589	614.85	.13398
Ice.....tons.	162.3	1,199.15	7.3884	230 <sup>3</sup>	923.00	4.00	264	1,056.00	4.00	239	956.00	4.00
Lard.....lbs.	1,221	227.04	.1847	1,953	231.18	.11837	1,384	138.40	.10	1,307	125.83	.09632
Mutton and Lamb....."	9,961	1,580.75	.15869	10,405	1,436.53	.13866	12,361	1,950.19	.15776	12,658	1,999.46	.15796
Poultry....."	21,026	6,117.40	.29094	20,885	5,760.72	.27582	24,667	6,956.41	.28201	25,798	6,881.64	.2667
Sugar....."	28,652	3,924.38	.13696	26,351	3,507.66	.13311	28,735	3,580.54	.1246	30,443	3,491.72	.11469
Tea....."	1,899	1,648.80	.86824	1,864	1,526.04	.81869	1,823	1,308.54	.71779	1,873	838.79	.44783
Veal....."	5,247	886.24	.1689	6,811	1,083.01	.15910	8,069	1,290.19	.15988	10,184	1,653.20	.16233
Lights....."	...	4,276.25	...	...	3,938.04	...	...	4,116.28	...	...	4,472.72	...
Coal.....tons.	688	5,283.98	7.68	713,190	5,899.93	8.27	769,226 <sup>0</sup>	5,957.07	7.73	...	7,479.96	8.29
Wood.....cords.	85 <sup>4</sup>	869.25	10.19	195 <sup>4</sup>	1,837.42	9.38	81	651.44	8.04	56 <sup>4</sup>	586.77	10.45



Table Showing the Cost of Principal Stores at the Massachusetts General Hospital.

Articles.	1865.			1866.			1867.		
	Quantity.	Cost.	Average.	Quantity.	Cost.	Average.	Quantity.	Cost.	Average.
Beef, Sirloin . . . . . lbs.	1,789	\$ 396.45	.2216	2,097	\$ 497.14	.2323	2,150	\$ 533.43	.2481
" for Soup . . . . . "	7,697	525.73	.0683	5,046	353.22	.07	5,392	377.44	.07
" Corned . . . . . "	4,436	555.82	.1253	3,228	403.50	.125	3,828	511.56	.1336
" Steak . . . . . "	2,797	625.12	.2235	3,030	647.39	.2136	4,045	924.37	.2285
" Ribs . . . . . "	5,684	947.01	.1666	5,681	908.96	.16	5,648	899.33	.1592
Mutton . . . . . "	4,686	673.47	.1457	6,512	803.78	.1234	6,928	996.91	.1439
Poultry . . . . . "	4,213	1,296.72	.3077	3,902	1,202.01	.308	3,944	1,137.84	.2885
Butter . . . . . "	7,606	3,178.38	.4178	7,134	3,132.55	.4391	8,223	3,537.56	.4375
Eggs . . . . . doz.	1,599	535.35	.3348	1,448	496.78	.343	1,490	483.35	.3244
Flour . . . . . bbls.	32	398.50	12.45	23	339.71	14.77	34	544.00	16.00
Bread . . . . . lbs.	37,339	2,300.56	.0616	32,521	2,317.91	.0712	33,558	2,616.80	.0779
Ice . . . . . tons.	73 $\frac{1}{4}$	293.00	4.00	82.9	475.00	5.73	50 $\frac{1}{2}$	252.50	5.00
Sugar . . . . . lbs.	7,842	1,240.47	.1581	7,867	1,084.29	.1378	8,700	1,200.60	.1380
Tea . . . . . lbs.	848	893.18	1.0532	929	881.18	.9485	497	468.42	.9425
Milk . . . . . qts.	24,103	1,830.31	.0759	25,357	1,845.66	.0728	31,545	2,208.15	.07
Potatoes . . . . . bush.	742	668.22	.90	374	426.36	1.14	560	616.00	1.10

Table Showing the Cost of Principal Stores at the Mass. General Hospital.—Continued.

Articles.	1868.			1869.			1870.		
	Quantity.	Cost.	Average.	Quantity.	Cost.	Average.	Quantity.	Cost.	Average.
		\$			\$				
Beef, Sirlain.....lbs.	2,347	645.19	.275	2,922	800.46	.2739	3,932	\$1,061.64	.27
" for Soup....."	5,525	386.75	.07	6,140	429.80	.07	5,592	391.44	.07
" Corned....."	4,137	579.18	.14	4,161	582.54	.14	4,196	587.44	.14
" Steak....."	3,890	915.37	.2353	4,087	1,113.76	.2376	5,601	1,318.13	.2353
" Ribs....."	5,968	1,002.62	.168	5,985	984.02	.1644	6,113	978.08	.16
Mutton....."	6,506	938.66	.1473	7,605	993.07	.136	8,716	1,180.66	.1354
Poultry....."	3,978	1,189.64	.299	3,926	1,186.60	.3022	3,835	1,096.90	.286
Butter....."	7,517	3,451.31	.459	7,690	3,343.31	.4347	8,287	3,800.10	.3982
Eggs.....doz.	1,459	491.11	.3366	1,924	640.19	.33 $\frac{1}{2}$	1,749	531.33	.3038
".....bbls.	34	496.75	14.61	24	263.50	10.98	34	315.52	9.28
Flour.....lbs.	30,223	2,247.52	.0743	35,195	2,367.36	.0672	33,793	2,196.54	.06 $\frac{1}{2}$
Bread....."	37 $\frac{3}{4}$	151.00	4.00	43 $\frac{3}{4}$	175.00	4.00	58	475.60	8.20
Ice.....tons.	7,931	1,110.20	.14	8,770	1,228.19	.14	9,393	1,122.46	.1195
Sugar.....lbs.	923	833.25	.9027	1,161	933.55	.8041	443	328.80	.7422
Tea....."	34,076	2,385.32	.07	39,216	2,725.20	.0695	42,028	2,912.68	.0693
Milk.....qts.	480	639.08	1.33	627	522.85	.8338	685	641.84	.937
Potatoes.....bush.									

Table Showing the Cost of Principal Stores at the Mass. General Hospital.—Continued.

Articles.	1871.			1872.			1873.		
	Quantity	Cost.	Average.	Quantity.	Cost.	Average.	Quantity.	Cost.	Average.
	Beef, Sirlain .....	5,582	\$1,465.28	.26 $\frac{1}{2}$	5,720	\$1,587.20	.26	8,717	\$2,353.59
" for Soup .....	5,852	366.92	.0627	4,680	257.40	.05 $\frac{1}{2}$	3,755	206.52	.055
" Corned .....	5,251	674.22	.1284	5,200	572.00	.11	6,960	765.00	.11
" Steak .....	5,960	1,311.20	.22	6,120	1,178.10	.19 $\frac{1}{2}$	6,320	1,264.00	.20
" Ribs .....	6,822	1,011.00	.1482	6,585	921.90	.14	6,666	933.24	.14
" Mutton .....	8,700	1,185.81	.1363	5,694	654.81	.11 $\frac{1}{2}$	4,323	540.37	.125
" Poultry .....	4,942	1,331.37	.2694	4,636	1,182.18	.25 $\frac{1}{2}$	8,971	2,233.77	.249
" Butter .....	8,695	3,141.50	.3613	8,609	2,970.53	.33 $\frac{1}{2}$	8,881	3,357.45	.378
" Eggs .....	2,454	689.08	.2808	2,855 $\frac{1}{2}$	837.37	.29 $\frac{1}{2}$	3,241	959.05	.299
" Flour .....	32	301.44	9.42	33	356.95	10.85	32	370.00	11.562
" Bread .....	37,110	2,189.50	.059	38,908	2,139.94	.05 $\frac{1}{2}$	42,023	2,311.26	.055
" Ice .....	57 $\frac{1}{4}$	236.78	4.10	85 $\frac{1}{4}$	341.00	4.00	108 $\frac{3}{4}$	434.92	4.00
" Sugar .....	9,043	1,058.00	.117	10,659	1,190.25	.11 $\frac{1}{6}$	13,416 $\frac{1}{2}$	1,408.68	.105
" Tea .....	967	705.91	.73	930	660.53	.721	1,268	773.48	.61
" Milk .....	42,826	2,925.00	.0683	44,442	3,110.94	.07	59,841	4,122.38	.069
" Potatoes .....	590	666.70	1.13	601	504.84	.84	599	628.95	1.05



# OFFICERS OF THE INSTITUTION.

1874.

EDWARD WIGGLESWORTH, . . . . . *President.*  
NATHANIEL THAYER, . . . . . *Vice-President.*  
J. THOMAS STEVENSON, . . . . . *Treasurer.*  
THOMAS B. HALL, . . . . . *Secretary.*

## TRUSTEES.

SAMUEL ELIOT, . . . . . *Chairman—44 Brimmer Street.*  
JAMES M. BEEBE, . . . . . 30 *Beacon Street.*  
E. FRANCIS BOWDITCH, . . . . . *Framingham, Mass.*  
CHARLES R. CODMAN, . . . . . 57 *Marlboro Street.*  
CHARLES H. DALTON, . . . . . *Sears Building.*  
EDMUND DWIGHT, . . . . . 60 *State Street.*  
\*GEORGE E. ELLIS, . . . . . 110 *Marlboro Street.*  
GEORGE S. HALE. . . . . 39 *Court Street.*  
\*SAMUEL G. HOWE, . . . . . 20 *Bromfield Street.*  
\*HENRY P. KIDDER, . . . . . 40 *State Street.*  
ROBERT H. STEVENSON, . . . . . 38 *Chestnut Street.*  
\*SAMUEL D. WARREN, . . . . . 67 *Mt. Vernon Street.*

## BOARD OF CONSULTATION.

JOHN JEFFRIES, M.D.	II. I. BOWDITCH, M.D.
EDWARD REYNOLDS, M.D.	D. H. STORER, M.D.
JOHN B. S. JACKSON, M.D.	CHARLES E. WARE, M.D.
WINSLOW LEWIS, M.D.	JOHN E. TYLER, M.D.
C. E. BROWN-SÉQUARD, M.D.	

\*Appointed by the Governor of the Commonwealth.

## OFFICERS OF THE HOSPITAL.

NORTON FOLSOM, M.D. . . . .	<i>Resident Physician.</i>
GEORGE C. SHATTUCK, M.D. . . . .	} <i>Visiting Physicians.</i>
FRANCIS MINOT, M.D. . . . .	
CALVIN ELLIS, M.D. . . . .	
SAMUEL L. ABBOT, M.D. . . . .	
BENJAMIN S. SHAW, M.D. . . . .	
GEORGE G. TARBELL, M.D. . . . .	} <i>Visiting Surgeons.</i>
HENRY J. BIGELOW, M.D. . . . .	
HENRY G. CLARK, M.D. . . . .	
SAMUEL CABOT, M.D. . . . .	
GEORGE H. GAY, M.D. . . . .	
RICHARD M. HODGES, M.D. . . . .	} <i>Physicians to Out-Patients.</i>
ALGERNON COOLIDGE, M.D. . . . .	
DAVID H. HAYDEN, M.D. . . . .	
WILLIAM L. RICHARDSON, M.D. . . . .	
EDWARD N. WHITTIER, M.D. . . . .	
HENRY TUCK, M.D. . . . .	} <i>Surgeons to Out-Patients.</i>
CHARLES B. PORTER, M.D. . . . .	
JOHN COLLINS WARREN, M.D. . . . .	
HENRY H. A. BEACH, M.D. . . . .	
JAMES C. WHITE, M.D. . . . .	
JAMES J. PUTNAM, M.D. . . . .	} <i>Physician to Out-Patients with diseases of the Nervous System.</i>
FREDERICK I. KNIGHT, M.D. . . . .	} <i>Physician to Out-Patients with diseases of the Throat.</i>
OLIVER F. WADSWORTH, M.D. . . . .	} <i>Ophthalmic Surgeon to Out-Patients.</i>
CHARLES WILSON, D.M.D. . . . .	<i>Dentist.</i>
REGINALD H. FITZ, M.D. . . . .	} <i>Microscopist, and Curator of the Pathological Cabinet.</i>
EDWARD S. WOOD, M.D. . . . .	<i>Chemist.</i>
HENRY P. QUINCY, M.D. . . . .	<i>Artist.</i>
THOMAS M. ROTCH, . . . .	} <i>Medical House-Pupils, for 1873.</i>
WILLIAM E. MOSELEY, . . . .	

EDWARD W. EMERSON, . . .	} <i>Surgical House-Pupils, for</i> 1873.
EDWARD M. BUCKINGHAM,	
J. FOSTER BUSH, . . . . .	
HENRY R. STEDMAN, . . . . .	
MISS G. L. STURTEVANT, . . . . .	<i>Matron.</i>
CHARLES A. CLOUGH, . . . . .	<i>Apothecary.</i>

---

OFFICERS OF THE McLEAN ASYLUM.

GEORGE F. JELLY, M.D. . . . .	<i>Superintendent.</i>
JAMES H. WHITTEMORE, M.D. . .	<i>1st Assistant Physician.</i>
CHARLES E. WOODBURY, M.D. . .	<i>2nd Assistant Physician.</i>
WILBUR F. SANBORN, . . . . .	<i>Medical Student and Apothecary.</i>
GEORGE W. WHITTLE, . . . . .	<i>Steward.</i>
MRS. ABBY M. WHITTLE, . . . . .	<i>Matron.</i>
ELBRIDGE S. UPHAM, . . . . .	} . . . . . <i>Supervisors.</i>
MISS LUCIA E. WOODWARD, . . .	

## STANDING COMMITTEES.

*On Finance.*

MESSRS. BEEBE AND KIDDER.

*On Accounts and Expenditures.*

MESSRS. CODMAN AND STEVENSON.

*On Free-Beds.*

MESSRS. BOWDITCH AND HOWE

*On the Book of Donations.*

MR. HALE.

*On the Warren Fund and Library.*

MESSRS. ELIOT AND ELLIS.

*On Repairs.*

MESSRS. DALTON, DWIGHT, AND WARREN.

*On Admitting Patients.*

MESSRS. BEEBE, DALTON, AND DWIGHT.

## VISITING COMMITTEE.

February and August, . . .	MESSRS. KIDDER AND STEVENSON.
March and September, . . .	“ BEEBE AND CODMAN.
April and October, . . .	“ DWIGHT AND ELIOT.
May and November, . . .	“ BOWDITCH AND DALTON.
June and December, . . .	“ ELLIS AND HOWE.
January and July, . . .	“ HALE AND WARREN.

## LADIES' VISITING COMMITTEE.

January, . . . .	MRS. SAMUEL ELIOT, MRS. J. THOMAS STEVENSON.
February, . . . .	MRS. STEVENSON, MISS ELIZA GOODWIN.
March, . . . .	MISS GOODWIN, MISS LOUISA P. LORING.
April, . . . .	MISS LORING, MRS. ROBERT H. STEVENSON.
May, . . . .	MRS. R. H. STEVENSON, MRS. CHARLES P. CURTIS.
June, . . . .	MRS. CURTIS, MRS. HENRY B. ROGERS.
September, . . . .	MRS. ROGERS, MISS E. C. GRAY.
October, . . . .	MISS GRAY, MRS. C. H. DALTON.
November, . . . .	MRS. DALTON, MISS EDITH HEMENWAY.
December, . . . .	MISS HEMENWAY, MRS. SAMUEL ELIOT.



# ABSTRACT

OF THE

## REMARKS OF J. THOMAS STEVENSON.

BEFORE THE COMMITTEE ON JUST AND EQUAL TAXATION,

FEBRUARY 26, 1874.

---

MR. CHAIRMAN:—

I appear before you on behalf of the Massachusetts General Hospital, a strictly charitable corporation, founded upon and maintained by private benevolence and bearing pecuniary burdens, the whole of which would in its absence fall upon the public; an association, the whole property and income of which is distributed in charity to the sick poor, and whose members bear the pecuniary burdens without the possibility of any advantage to themselves of any description either immediate or remote.

I understand that the indulgence, which is accorded to me at this time, is limited to remonstrance against the repeal of the third, seventh and ninth clauses, of the 5th section of the 11th chapter of the statutes; the third clause having reference to literary, benevolent and charitable corporations, the seventh to houses for religious worship, and the ninth to estates of agricultural societies.

I ask your attention now, to so much of the third clause as relates to the property held by charitable corporations such as I have described, and, trespassing upon your patience but a very short time, to the effect of the repeal asked for by the petitioners upon the institution which I represent: limiting myself to that because thus the considerations presented to you will be based upon facts and figures, to the accuracy of which the speaker can attest.

The whole property, real and personal now held by this remonstrant may be valued for the purposes of taxation, at about two millions and six hundred thousand dollars; in the form of real estate \$1,950,000 and of personal estate \$650,000; upon which, assuming the average rate of taxation for the last year, the annual assessment would be not less than thirty-eight thousand dollars, \$38,000.

Whence was this property derived? Upon what terms is it held by your remonstrants? To what uses must it be applied?

First, two millions five hundred and twenty-five thousand dollars of it (\$2,525,000) were derived from the voluntary subscriptions, donations and legacies, of nineteen hundred and sixty-seven charitable individuals, in sums varying from twenty-five cents to four hundred and seventy thousand dollars, (\$470,000) the last named being the bequest of a Boston mechanic. Grand memorials of a truly Christian charity, honorable to the past, efficient in the present, and promising blessings to the future. The rest, seventy-five thousand dollars, (\$75,000) was contributed by the State towards the original foundation.

Second, the whole property is held in trust, a most sacred trust, under which in respect to a part of it the income only, and in respect to the remainder, both principal and income must be applied to the *cestui qui* trusts.

Third, who are the *cestui qui* trust? Such of the sick and insane, as are too poor to care for themselves in sickness, and whose friends, upon whom they might have peculiar claims, are too poor to help them. The only uses to which this property, either its principal or its income can be applied, are to the support and care and relief of such as these.

Permit me to say in passing here that the number of the beneficiaries of this property, at the Hospital in Allen Street, during the last twelve months, was no less than fifteen thousand two hundred and seventeen, (15,217) of whom but five hundred and five (505) were able to contribute, either in whole or in part, to pay the expenses of the relief that was administered to them.

Remember that the institutions in question are rendering quite as beneficent a charity in aiding those who, so long as God vouchsafes to them bodily health and the light of reason, need no aid but can depend upon their own resources, as they are rendering in the care of those whose extreme poverty would open to them the doors of your public charities.

Of the whole \$2,600,000 only \$916,000 are so held as to be productive of income, all the rest is in the occupancy of these *cestui qui* trust, so that the whole net income derived from the whole of it during the year 1873, was \$61,903.60, of which the sum of \$1,636.00 was payable to annuitants, not in the Hospital, provided for by the donors; thus leaving but \$60,267.60 which could be applied to the expenses of the patients; and if you had answered this prayer a year ago, by repealing the fifth section of the eleventh chapter, so that the property in question should be taxed for municipal purposes, this net income would have been but \$22,267.60—just about enough to keep the property in repair, and you would have established the anomaly that property dedicated and devoted by benevolent individuals to the care and relief of the sick and poor should be compelled to contribute to the municipal expenses of the strong and rich nearly twice as much as it could to the charitable purpose to which it was so dedicated.

You must not infer from the figures which are here presented to you that this remonstrant is already rich or sufficiently endowed, such an inference would be far, very far, from the truth, as you will readily perceive when you attend to the figures which will be offered to your consideration in respect to the financial burdens which it has to bear. *You will see that the institution needs at least a million of dollars more of income-producing property than it now holds, in order to continue its present work of beneficence without enlarging its sphere.*

But the managers do not falter in their belief that it will come. The hands that are filled by an honest industry will continue to be extended in aid of those that may be crippled, and the sweet angel

of charity will continue to descend and to guide the pens of those who are writing down their last wishes before they rest from their labors.

So much for the property which you are asked to tax and of the uses to which it is applied.

An examination of the accounts for the year 1873 would disclose the fact that the expenses actually paid for patients, without including any charges for rent or for medical and surgical treatment, exceeded the amount contributed, by those patients and their friends, by the sum of \$98,840.25.

Whence came the means, the only possible means, of meeting that deficiency? From two sources. First, from the net income of the property of which we are speaking, and second, from the voluntary responses of charitable individuals to our constantly recurring appeals to their bounty. Now had the prayer of this petition been granted twelve months ago the first of these sources would have supplied not more than \$22,267.60; thus leaving not less than \$76,582.65 to be derived from the last.

Such a demand cannot be so met; and if you impose this new burden, the inevitable consequence must be to close the doors of the Hospital against all those who cannot pay the expenses of their own care and support and who have not friends able and willing to aid them.

That it may not appear that an exceptional case is here presented to you, let me tax your patience but a moment to consider the average of the same items for the last ten years.

During that time, from 1863 to 1873, the average annual income of the property has been \$38,717.36, being just about the amount of annual taxation which you are asked to impose upon it; and the average annual deficiency to be supplied for the patients has been \$64,694.54, so that had the proposed burden been in existence it would have absorbed the entire income of all the property taxed, and the necessary requirement from voluntary subscriptions would have been \$65,000 annually.

I do not believe that you will consent to devote the entire income of property dedicated to such a charity to the municipal expenses of the city where it is located.

I have confined myself to the affairs of a single institution. Probably the same facts and figures leading to the same results might be presented to you, in respect to every purely charitable institution in the State.

(In answer to an inquiry from a member of the Committee, how these annual deficiencies, as well as the cost of new buildings from time to time, had been met, the speaker here stated that the supply was obtained by appeals, not to the public authorities, but to benevolent individuals. The last appeal of that sort was noteworthy. One hundred thousand dollars were needed to pay off the debt resulting from these deficiencies. A gentleman who dwells here under the shadow of your State House, commenced the subscription list by putting his name at the head of it for twenty-five thousand dollars, (\$25,000.) and, before the month was over, one hundred thousand and eight hundred dollars (\$100,800) were put into the treasury of the Hospital, a free-will offering from ninety-nine benefactors. Do you think that such appeals would be so answered if the donors know that such a proportion of their contributions is to go to the municipal expenses of the city instead of to the healing of the sick.)

Before you recommend this change, consider for a moment upon whom the burden of it must fall and to whom the exclusive benefit of it is to accrue.

The whole burden must fall in one form or another upon the beneficiaries of the charity that you cripple. The whole benefit must accrue to the men of property in the municipal limits within which it is located. To assess a tax upon property contributed by private benevolence, and devoted to charitable purposes, would be to take about one-quarter part of it from the beneficiaries for whom it is intended and to distribute it, not to those who gave it, but to those who hold taxable property in the same community. I say to men of property, no benefit is to reach the humble payer of a poll-tax. It

will affect the property-tax only. The amount to be raised by taxation being a predetermined sum, the only effect of including this property in the valuation for assessment would be a slight diminution in the rate of taxation.

I was sorry to hear the announcement at your last meeting that the City Government of Boston asked to be heard before you in favor of this repeal. Look at it for a moment in the light of the statistics of 1870, presented to you by one of the petitioners in this case. Those for 1874 will probably, when compiled, differ somewhat; but it is to be presumed that the changes would favor our side of the argument, as it is probable that the value of the whole property of the citizens has increased in a larger ratio than that of strictly charitable institutions.

It appears that the valuation of the whole property held by such associations exempt from taxation, was \$2,964,200; and that the valuation of all the other property subject to taxation, was \$584,089,400, upon which a tax amounting to \$8,936,161 was levied, at the rate of \$15.30 per \$1000.

Now if this exempted property had been liable, the whole valuation would have amounted to \$587,053,600; and the same amount of tax would have been levied on it, at the rate of \$15.22 per \$1000. So that the tax-payer enjoying property worth \$100,000 instead of paying \$15.30, would have paid \$1,522, and the saving to him would have been \$8:—*just one 125th part of one per cent.* of the property he was blessed with.

Do you believe that the tax-payers of this good City of Boston are asking from you such a boon as that? If they are, do not accord it to them. I do not believe it. If you could put the question to them in an assembled multitude, their answer would be an indignant no, that would shake the dome not only of your State House but of the heavens.

I am aware that Harvard College has been cited to you as burdensome in this view to the other inhabitants of Cambridge. What has contributed so much to the value of that other property in Cambridge as the establishment and maintenance of that institution

upon its soil has? Beside which this is not the tribunal to be appealed to in the premises. The Legislature of Massachusetts, with all its powers, cannot afford any relief or remedy in the form asked for. The legislature may so withdraw this immunity from all the other colleges and academies and scientific institutions within the limits of the State, whose tax-paying inhabitants these are so grievously oppressing, but not from Harvard College. She derives her immunity from a higher law than the 5th section of the 11th chapter of the statutes—from the Constitution of your State, in strict obedience to which those statutes must be framed.

But I am transgressing the prescribed limits, and wandering into the discussion of other things than charitable institutions, and I will forbear.


Do not send your tax-gatherer into your churches, to extort tribute from the soil upon which the rich and the poor kneel together in the public worship of their common Father or to take tithes from your poor-boxes—"Render unto Caesar the things that are Caesar's; and unto God the things that are God's."—Nor into your Hospitals, where private charity is striving to do all that can be done to alleviate the sufferings of your sick poor, either to extort tribute from the beds upon which they are finding some relief from their anguish, or to drive them back to their poverty-stricken homes—Nor into your well provided Homes for Aged and Indigent Men and Women, maintained by private beneficence, either to extort tribute from the roof that shelters them, or the food that nourishes them, or to withdraw from them the comforts which are now relieving them in the last stages of their journey down the western slope of life to the dark valley, and to remand them to the cheerless shelter of your almshouses—nor into your Asylum for the Blind, to establish a toll-gate impassable by the poor across the way that leads to the pool of Siloam, so that the eye, which cannot see you, shall curse you—nor into your Asylums for the Insane to cripple the means of restoring to the poor unfortunates there the lost characteristic of manhood—nor into the Refuge for Penitent Females, to drive them back to the scenes of their temptation

and to the dens of their infamy. Do not do it, Mr. Chairman! Do not do it.

Do not impose this additional burden upon these and such as these solely for the pecuniary benefit of your men of property. Do not take this pittance away from your sick poor to distribute it to those who know no want; and that too in proportion to the abundance of goods which they already enjoy. Let Lazarus eat of the crumbs that fall from the rich man's table, and do not compel him to contribute to the luxuries of the aldermanic feast.



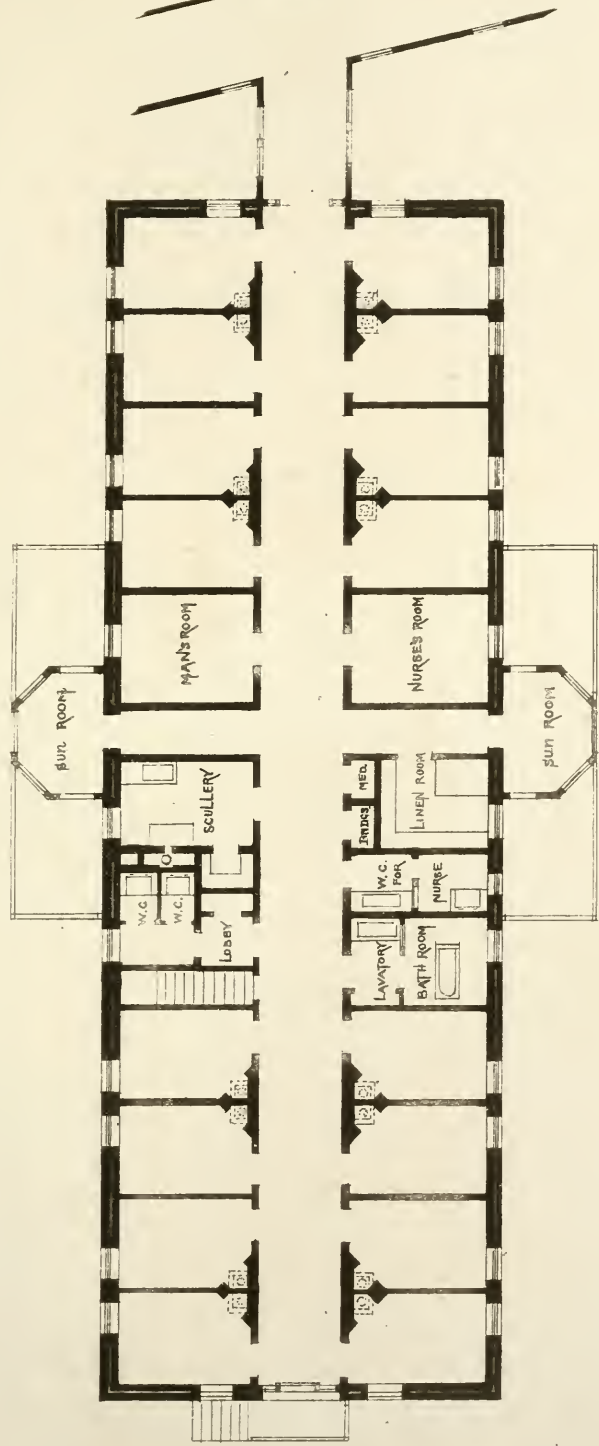




NEW ISOLATING WARD, MASS. GEN. HOSPITAL, BOSTON.  
BIGELOW

NEW ISOLATING WARD, MASS. GEN. HOSPITAL, BOSTON.

BIGELOW.



1874

SCALE 1/16 FT TO 1 IN

FLOOR PLAN



SIXTY-FIRST  
ANNUAL REPORT  
OF THE  
TRUSTEES  
OF THE  
MASSACHUSETTS  
GENERAL HOSPITAL,  
1874.

---

BOSTON:  
1875.  
JAMES F. COTTER & CO., PRINTERS,  
14 STATE STREET.



REPORT OF THE TRUSTEES  
OF THE  
MASSACHUSETTS GENERAL HOSPITAL,

For the Year 1874.

---

THE Committee of the Trustees appointed to prepare the Annual Report of the Board to the Corporation, to whom the accounts of the Treasurer and the Reports of the other officers have been referred, respectfully submit the

SIXTY-FIRST ANNUAL REPORT.

The Board of Trustees remains unchanged excepting that at the last Annual Meeting Mr. Henry B. Rogers declined re-election, and Mr. Robert H. Stevenson was elected to fill the vacancy. Mr. Rogers was for many years Chairman of the Board, and upon his retirement Mr. Samuel Eliot was elected to that office.

The Corporation expressed their appreciation of Mr. Rogers' long and valuable services, and their regret at the loss sustained in his retirement by the following Preamble and Vote:—

“WHEREAS, Mr. Rogers has been in intimate connection with this Institution for the term of thirty-four years, having been elected as Trustee in the year 1839, and acted as Chairman of the Board for the last eighteen years; and it is safe to say that during that time no person has gratuitously devoted more time, or evinced a more sedulous interest, or exercised a more judicious care for the comfort of the patients at both departments, than he has; not only in the punctual performance of the duties of the office, which he has filled, but in a constant and judicious supervision over the details of all affairs affecting the interests or the usefulness of the Institution, which he has so long, so intelligently and so faithfully served.

*Voted*, That the Secretary be directed to communicate to the Hon. Henry B. Rogers the assurance of the members of this Corporation of their sincere regret that he has declined a re-election at this meeting, and their warmest thanks for the invaluable services which he has rendered to them through the thirty-four years.”

The accounts of the Treasurer for the year 1874, with proper vouchers for all payments made by him during the year, have been examined and found correct. The evidences of property held by the Corporation, have also been examined and have been found to correspond with the statement of affairs.

The amount received by the Treasurer in cash during the year has been, . . . . \$ 277,229.49

And the sum of payments by him is, . . . . 274,958.69

---

And the balance, viz., . . . . \$ 2,270.80,



was on deposit in the Old Boston National Bank to the credit of this Corporation.

The expenditure for the ordinary expenses of the Hospital in Allen Street has been eighty-one thousand and ninety-nine dollars and twenty-eight cents (\$81,099.28); or six thousand eight hundred and twenty-seven dollars and sixty-four cents, less than for the previous year. The average cost per patient per week has been ten dollars and thirteen cents (\$10.13). The number of artificial limbs furnished to those who have suffered amputation at this Institution has been unusually large, involving an outlay for their purchase of twenty-two hundred and ten dollars (\$2,210); so that this charity has not only exhausted the accumulated income of the Bowditch Wooden Leg Fund, the principal of which is five thousand dollars, but has involved a very considerable charge upon the General Fund.

The cost of paying beds has been fourteen thousand one hundred and ninety-eight dollars and forty-one cents (\$14,198.41); being about six hundred and fifty dollars (\$650.00) more than the sum charged to the patients who have occupied them.

The cost of free beds has been sixty-four thousand two hundred and sixty-six dollars and twenty-seven cents (\$64,266.27); no part of which has been collected from the patients.

The amount received from eighty annual subscribers for this purpose has been nine thousand and fifty dollars (\$9,050.00): and the whole income of all the

“Free Bed Funds” for the year has been twenty-three thousand nine hundred and seventy-three dollars and sixty-two cents (\$ 23,973.62); so that, this account shows a deficiency for the twelve months of thirty-one thousand two hundred and forty-one dollars and sixty-five cents (\$ 31,241.65). Notwithstanding this the Trustees will not permit themselves to doubt that the benevolence of their fellow-citizens will still provide the means, not only of continuing, but of enlarging this most interesting charity.

The sum expended during the year on account of the two new wards has been thirty-five thousand five hundred and seventeen dollars and twenty-eight cents, making the actual cost of the same thirty-nine thousand seven hundred and fifty-seven dollars.

There has been paid on account of other buildings, now in construction in the Hospital yard, the sum of twenty-eight thousand and five hundred dollars (\$ 28,500.00).

The two Pavilion Wards built in 1873 have been occupied during the past year, and found to be useful additions to the Hospital. Early in the year they attracted the attention of the late Dr. George Derby, whose experience as army surgeon in the war, and eminent services as Secretary of the State Board of Health, made him an authority in all branches of sanitary science.

The 5th Annual Report of the State Board of Health, January, 1874, page 315, contains a valuable paper on “Hospitals,” by Dr. Derby, in which he

points out, "the special advantages which would come from building hospitals, whose wards should be *completely detached* the one from the other and of the height of one story and no more." On page 330, he says, "All systems of supplying the needed amount of fresh air to hospitals of more than one story have failed. The most elaborate artificial contrivances do not meet this fundamental want. From the Lari-boisière at Paris to the City Hospital at Boston, they are failures, one and all, and the machinery for suction and propulsion, being found inadequate, resort is had to natural currents of wind or to such movements of air as can be established by its own weight when heat is applied or removed. With hospitals of one story better ventilation can be had both in winter and in summer, by means infinitely more simple and capable of management by persons of ordinary intelligence; greater air space can be afforded, and the inmates can get the benefit of the outer air and sunshine just as soon as they can walk."

In a note dated April 3rd, 1874, not written for publication, Dr. Derby says: "The 'Warren' Ward, I have recently examined with some care and have measured the air currents on several occasions in the air ducts in the cellars and the outlets in the floors. The supply of air is enormous and without perceptible drafts in the room. On one occasion I found air entering at the rate of 5 feet a second, which would give for the four ducts, (I measured the velocity in each) 144,000 cubic feet an hour. The room being

occupied by 20 patients, this gives 7,000 cubic feet for each. This is a great supply, but there cannot be too much. There were no drafts that I could perceive. \* \* \* On the whole it is the best ventilated hospital ward I ever saw. \* \* \* I think the building a very great success."

The Pavilion Wards of 1873, though not without defects, have received some favorable criticism from physicians of this and other cities, and the Trustees were thus encouraged to direct the building of another pavilion for patients requiring isolation, which should embody such improvements as their experience with Pavilions "Warren" and "Jackson," had suggested.

The "Bigelow" Pavilion (so called, in recognition of the services rendered to this Hospital by Dr. Jacob Bigelow, during a term of twenty-eight years) begun in August 1874, and now nearly finished, is one-story high, situated in the rear of and equidistant from the "Warren" and "Jackson" Wards, and is approached by the same corridor. It is built of brick with double walls, painted on the outside to insure dryness, and with slated roof. The dimensions are 109x36½ feet, wall 20 feet high, the floor is 14 inches higher than the first floor of the main hospital and 6 feet above the grade of the ground. It is divided longitudinally by a hall 8 feet wide, by 24 feet high, covered by a monitor roof with windows opening inwards as in a Pullman coach, and is warmed by fresh air passing over steam radiators under the floor. There is a cross hall in the

middle 4 feet wide, with doors at either end opening on sun rooms or glazed bays, with outside piazzas projecting from the outer walls, but not intercepting the sun and air from the adjacent rooms. The ends of the main hall are chiefly of glass. The pavilion contains sixteen rooms for patients, for one bed each, 8x12 feet, 13½ feet high; two large rooms for nurses, a scullery, linen-room, bath-room, etc. Each patient's room has a corner fire-place and also an independent nest of low pressure steam radiators hung beneath the floor and supplied with fresh air by ducts from the outside, of a capacity of about 8,000 cubic feet per hour. Over the windows, which are of ordinary construction, are small windows hung from the bottom to admit air without a direct draft upon the beds.

There is a large window over the door of each room opening into the hall. The smoke flue is an iron pipe within a brick stack. The latter is supplied with fresh air at its base by a duct from the outside, the air becoming moderately warm by contact with the iron smoke flue, rises to the height of the ceiling, where it meets a horizontal diaphragm and flows into the room through a register in the stack. The means of ventilating are, downward by the fire place and also through a register near the floor, connected with the stack, upwards through a register in the centre of the ceiling (which is slightly crowned) also connected with the stack above the diaphragm, and otherwise by the outside and inside windows. By these means the air of the room can be changed every ten minutes.

All corners in the rooms are curved. Windows are placed in the basement walls to allow the free passage of air under the floors, to be closed only in extreme cold weather. The interior finish is simple and inexpensive, without mouldings or cornices, the best conditions for securing light, air and cleanliness being alone considered. The building is so placed that each room may have the direct sunshine during a part of every day. The ward will cost twenty-seven thousand dollars (\$27,000.00).

A new autopsy building was begun in August, and is now nearly ready for use, costing seventeen thousand dollars (\$17,000.00). It is built of brick, 45 feet square by 26 feet high, it contains receiving rooms, a theatre with seats for 165 students, and rooms for the Pathological Cabinet. By a vote of the Trustees this building will be called the "Allen Street House."

The old wooden structures on the line of Allen Street have been removed, and in their place a brick one-story building erected, 191 feet long, containing a rinse-house, store-rooms, sheds, and stable, costing fourteen thousand dollars (\$14,000.00).

For the better protection of the premises from fire, a stand-pipe has been placed in the west hall of the main hospital, with hose on each floor. The elevator is provided with inside and outside sprinklers, and the corridors leading to the pavilions with hydrants and hose, all connected with the water main in Allen Street.

In making these additions the Trustees have kept in view the two purposes of a hospital set forth in the circular of Drs. James Jackson and John Collins Warren, published in 1810, namely, to succor the poor in sickness and to provide facilities for students to acquire medical knowledge; believing that the benevolence of the citizens of Boston will justify them in their outlay by liberal gifts and bequests in the future as it has ever since the establishment of this Institution.

The plans were drawn by Mr. Carl Fehmer, Architect, and the work is under the superintendence of Messrs. I. & H. M. Harmon.

The need of larger and better accommodations for the patients in both departments, has involved an outlay for land and buildings, during the past thirteen years of two hundred and ninety-eight thousand eight hundred and seventy-four dollars and fifty-seven cents (\$298,874.57).

The whole number of patients in the Hospital has been eighteen hundred (1,800), of whom twelve hundred and fifty-two (1,252) have been on free beds, one hundred and twenty (120) have paid in part and four hundred and twenty-eight (428) have been upon paying beds.

The average number of patients for the year has been one hundred and forty-nine (149), of whom one hundred and twenty-two (122) were on free beds, and twenty-seven (27) paid their board in whole or in part.

The average time of the free patients was  $5\frac{69}{100}$  weeks, and that of paying patients  $2\frac{63}{100}$  weeks.

The number of out-patients treated in the several departments have been as follows :

	New Patients.	Attendance.
Medical, . . . . .	5,832	9,069
Surgical, . . . . .	2,964	7,910
Ophthalmic, . . . . .	310	1,003
Dental, . . . . .	4,863	7,781
Diseases of the Skin, . . . . .	954	2,957
"    "    Nervous System, . . . . .	198	1,123
"    "    Throat, . . . . .	491	2,255
	15,612	32,098

The cost of the care and increase of the Treadwell Library has been four hundred and twenty-four dollars and sixty cents (\$424.60), which has been provided for by the income of the fund bequeathed for that purpose. It has been increased this year by the addition of fifty, and now contains thirty-four hundred and sixty-nine volumes.

The outlay for the ordinary expenses of the Asylum at Somerville has been one hundred and sixty-one thousand nine hundred and thirty-four dollars and eleven cents (\$161,934.11); or three thousand and eighty-nine dollars and sixty-eight cents (\$3,089.68) less than for the last year.

The average cost per patient per week has been nineteen dollars and fifty-eight cents (\$19.58).



The whole income of the Asylum Funds has been six thousand and forty-nine dollars and seventy-eight cents (\$ 6,049.78); which has been devoted to their prescribed purposes.

The claim against the Boston and Lowell Railroad Corporation for damages for land taken for the Mystic Branch Railroad has been satisfactorily adjusted, thus reducing the cost of the Land and Buildings for the Asylum.

The whole number of patients in the Asylum has been two hundred and thirty-six. The average number has been one hundred and fifty-nine.

During the year one hundred and nineteen (119) patients at the Asylum have enjoyed the benefit of the charitable funds of the Institution.

The whole amount of the actual expenses of both departments of the Institution has been two hundred and forty-three thousand thirty-three dollars and thirty-nine cents (\$ 243,033.39); which is nine thousand nine hundred and seventeen dollars and thirty-two cents (\$ 9,917.32), less than for the year 1873.

The cost of patients has been seventy thousand two hundred and ninety-nine dollars and forty-seven cents (70,299.47) more than has been charged to them.

The income from Board and all other sources for the year has been two hundred and fifty-one thousand five hundred and seventy-one dollars and eighteen cents (\$ 251,571.18).

From the "Book of Donations" that grand record both of the benevolence and of the munificence of charitable individuals, it appears that, since our last Annual Report, we have been called upon to acknowledge with gratitude the receipt of the following :

From eighty annual subscribers for free beds, . . .	\$ 9,050.00
“ Edwin T. Rice, Esq., Executor. The bequest of Miss Arabella Rice for free beds, . . .	5,000.00
“ Edward S. Rand, Esq., Executor. The bequest of John Templeton, Esq., one-half for free beds and one-half for beneficiaries at the Asylum, . . . . .	10,000.00
“ C. W. Story, Esq., Trustee. The bequest of M. P. Sawyer, Esq., (in part) for general purposes, . . . . .	13,861.08
“ John H. Rogers, Esq. A Donation as a memorial of his lately deceased wife, “In aid of the sick and suffering poor,” . . .	1,177.50
“ Contributions in the Churches on Hospital Sunday, . . . . .	4,587.74
	<hr/>
	\$43,676.32;
	<hr/> <hr/>

and the Trustees have received notice from Messrs. F. W. Lincoln, Jr., and John Revere, Executors of the Will of Mrs. F. W. Lincoln, of a bequest from that estimable lady amounting to two hundred thousand dollars (\$200,000.00). Your Treasurer has been authorized to receive the same; and directed to

establish the "Lincoln Fund," the income of which shall be applied annually, one-half thereof to the support of free beds at the Hospital, and one-half thereof in aid of female patients at the Asylum.

No dissertations were offered for the Warren Prize for 1874. The prize for 1877 is to be awarded to the author of the best treatise which shall be offered on any subject in Physiology, Surgery, or Pathological Anatomy embodying original researches, considered worthy of a prize.

A new edition of the Rules and Regulations embodying all the changes which have been made therein since 1861, has been printed.

The connection of the Training School for Nurses with the Hospital has been continued for another year.

The death of Miss Sarah J. Wry, occurred at the Hospital on the 19th January. The gentleness, patience and efficiency with which she has performed her duty as nurse for the past eighteen years will be long and gratefully remembered.

The Hospital has enjoyed for the past year the acceptable services of the Ladies Visiting Committee.

For the details of the financial operation and of the doings in both departments of the Institution, reference is made to the Reports of the Treasurer, of the Resident Physician at the Hospital, and of the Superintendent of the Asylum, which are herewith submitted.

The Trustees bear willing testimony to the zeal and efficiency with which the duties of the officers have been performed in both departments.

All of which is respectfully submitted.

ROBERT H. STEVENSON,  
S. D. WARREN.

REPORT OF THE TREASURER

OF THE

MASSACHUSETTS GENERAL HOSPITAL,

For the Year 1874.

BOSTON, JANUARY 15TH, 1875.

*To the Board of Trustees,*

GENTLEMEN,—

I RESPECTFULLY submit to you herewith the Books of the Corporation and the annual accounts of each department of this Institution made up to December 31, 1874, with the vouchers for all payments made by me during the past year, and with the evidences of all the property in my possession on the first day of January, 1875, for examination, by a Committee of your Board, and for submission to the Corporation, at its Annual Meeting on the third day of February, 1875, together with that Committee's report thereon.

The accounts of receipts and of payments will be found on pages 37 to 48, inclusive, of your Cash Book.

The annual accounts are stated in detail upon pages 28 to 39, inclusive, of the Book No. 2, kept for that purpose, and they may be explained as follows:—

## Page 28th.

THE EXPENSES OF THE HOSPITAL DEPARTMENT	
have been . . . . .	\$ 81,099.28
For Stores, . . . . .	\$ 28,382.91
Water Rates, . . . . .	1,100.49
Fuel, . . . . .	7,151.13
Lights, . . . . .	1,480.15
Wages, . . . . .	20,352.55
Medicines, . . . . .	2,354.56
Furniture, . . . . .	4,047.45
Surgical Instruments, . . . . .	1,447.45
Stationery, . . . . .	516.99
Wines and Liquors, . . . . .	2,545.54
Repairs, . . . . .	2,454.65
Libraries, . . . . .	424.60
Artificial Limbs, . . . . .	2,210.00
Contingencies, . . . . .	520.31
Salaries, . . . . .	4,450.00
General Expenses, . . . . .	1,660.50
	<hr/>
	\$ 81,099.28
	<hr/>

These outlays have been:

For Free Beds, . . . . .	\$ 64,266.27
Paying Beds, . . . . .	14,198.41
Wooden Legs, . . . . .	2,210.00
Libraries, . . . . .	424.60
	<hr/>
	\$ 81,099.28
	<hr/>

The average number of patients for the twelve months has been 149, being eight less than for 1873, of whom 27 have paid their board, in whole or in part, and 122 have been upon free beds.

The average cost of each patient per week has been \$ 10.13. The amounts charged to paying patients have averaged \$ 9.65 per week.

The cost of free beds having been \$64,266.27, while the whole income of the Free-Bed Funds and the sum of the annual subscriptions for this purpose have been together but \$ 33,023.62, this account shows a deficiency for the year amounting to \$ 31,241.65.

The amount (\$ 2,210.00) expended for the large number of wooden legs furnished has exceeded the accumulated income of the fund devoted to that purpose by the sum of \$ 556.40, which has been drawn from the general fund.

The Library expenses have been provided for by the income of the Treadwell fund for that purpose. No outlay having been made for the Warren Library, the income of its fund stands to the credit thereof.

The ordinary expenses of this department have been \$ 6,827.64, *less* for 1874 than for 1873.

There has been paid since my last report for the buildings and furniture of the Jackson and the Warren wards, the sum of \$ 35,517.28: making the cost thereof \$ 39,757.30, which has been charged to the account of "Land and Buildings at Hospital."

There has been paid on account of other new buildings, not finished, in the Hospital yard, the sum of \$28,500.00, not chargeable to the expenses of the year. Their cost, when they shall be ready for occupancy, will be charged to the same account.

Page 28th.

THE EXPENSES OF THE ASYLUM DEPARTMENT	
have been . . . . .	\$ 161,934.11
For Stores, . . . . .	\$ 70,388.99
Wages, . . . . .	33,564.47
Fuel, . . . . .	9,049.78
Lights, . . . . .	4,764.15
Medicines, Wine and Liquors, .	4,181.62
Diversions, . . . . .	8,632.81
Furniture, . . . . .	8,837.37
Repairs, . . . . .	8,246.41
Stationery, . . . . .	495.83
Library, . . . . .	300.00
Contingencies, . . . . .	2,623.02
Salaries, . . . . .	9,189.17
General Expenses, . . . . .	1,660.49
	————— \$ 161,934.11

The average number of patients for the year has been 159. The average cost of each patient has been \$19.59 per week. The amounts charged to patients for treatment and board have averaged \$19.25 per week each. The ordinary expenses of this department have been \$3,089.68 *less* for 1874, than for 1873. The sum received as damages from the Mystic Branch Railroad, has been passed to the credit of the account of "Land and Buildings at Asylum."



## Page 29th.

## ANNUAL SUBSCRIBERS FOR FREE BEDS.

C. H. Appleton.....	\$ 100 00	F. L. Higginson.....	\$ 50.00
Wm. Appleton.....	100.00	Geo. O. Hovey.....	100.00
W. S. Appleton.....	100.00	Mrs. A. Hemenway.....	200.00
Charles Amory.....	100.00	R. W. Hooper.....	100.00
Wm. Amory.....	100.00	Miss E. Hooper.....	100.00
Boston and Maine Railroad Co..	100.00	Humane Society of Mass.....	200 00
Gardner Brewer.....	100.00	Samuel Johnson.....	100.00
Miss M. C. Bryant.....	100.00	H. P. Kidder.....	100.00
P. C. Brooks.....	100.00	J. A. Lowell.....	100.00
P. C. Brooks, Jr.....	100.00	Mrs. J. E. Lodge.....	100.00
Shepherd Brooks.....	100.00	Theodore Lyman.....	100.00
Boston and Albany Railroad Co..	100.00	J. L. Little.....	100 00
Boston and Fitchburg ".....	100.00	Miss Josephine May.....	100.00
Boston and Providence ".....	100.00	Miss Ernestine May.....	100.00
Boston and Lowell ".....	100 00	James Parker.....	100.00
Boston Gas Light Co.....	100 00	S. R. Payson.....	100.00
Mrs. N. I. Bowditch.....	100.00	F. H. Peabody.....	100.00
M. Brimmer.....	100.00	G. F. Parkinan.....	100.00
J. G. Cushing.....	100.00	Wm. D. Pickman.....	100.00
Mrs. T. Chase.....	100.00	Ed. Page.....	100.00
G. S. Curtis.....	100.00	H. B. Rogers.....	100.00
N. W. Curtis, Guardian.....	100.00	W. R. Robeson.....	100.00
Mrs. T. G. Cary.....	100.00	H. Saltonstall.....	100.00
James Davis.....	100.00	S. G. Snelling.....	100.00
Miss A. W. Davis.....	100.00	Stephen Salisbury.....	100.00
F. G. Dexter.....	100.00	J. Q. Squire & Co.....	200.00
C. H. Dalton.....	100.00	W. W. Tucker.....	100.00
Wm. Endicott, Jr.....	100.00	N. Thayer.....	500.00
Samuel Eliot.....	100.00	Union Railroad Co.....	200.00
Albert Fearing.....	100.00	S. D. Warren.....	100.00
Mrs. S. S. Fay.....	100.00	Miss Jane Welles.....	100.00
Ozias Goodwin.....	100.00	E. Wigglesworth.....	200.00
Miss E. Goodwin.....	100 00	Miss Ann Wigglesworth.....	200.00
Miss L. Goodwin.....	100.00	Miss Mary Wigglesworth.....	200.00
G. A. Gardner.....	100.00	D. L. Webster.....	100 00
J. P., and J. L. Gardner, Jr.....	100.00	J. H. Wolcott.....	100.00
J. L. Gardner.....	100.00	Moses Williams.....	100.00
John C. Gray.....	100.00	Henry Woods.....	100.00
R. C. Greenleaf.....	100.00	C. L. Young.....	100.00
J. B. Glover.....	100.00		
Geo. Higginson.....	100.00		
			\$9,050.00

This sum of \$9,050.00 has been appropriated to the support of Free Beds. Two benefactors upon

this list have passed away during the year,—viz: Mr. Charles H. Appleton and Mr. Gardner Brewer.

Page 30th.

BOARD ACCOUNT, 1874.

The amount charged has been, . . . .	\$ 206,147.82
To Patients at Hospital, . . . .	\$ 42,877.37
To Patients at Asylum, . . . .	163,270.45
	<hr/>
	\$ 206,147.82
	<hr/>
The amount remitted by Trustees has been,	33,413.90
	<hr/>
The income from this source has been,	\$ 172,733.92
At Hospital, . . . . .	\$ 13,550.47
At Asylum, . . . . .	159,183.45
	<hr/>
	\$ 172,733.92
	<hr/>

This amount thus charged to patients, is less than the amount actually paid for their treatment and support (not including any charge for rent, or for surgical and medical treatment) by the large sum of \$70,299.47, for the supply of which deficiency you have no other source than the voluntary contributions of charitable individuals.

This account, as compared with that for the year 1873, shows an increase of . . . . .	\$ 18,623.46
At Hospital, decrease, . . . . .	\$ 1,940.47
At Asylum, increase, . . . . .	20,563.93
	<hr/>
	\$ 18,623.46
	<hr/>

## DONATIONS, LEGACIES, ETC.

The following have been received in 1874:—

The bequest of Miss Arabella Rice, . . . .	\$ 5,000.00
The bequest of Mr. John Templeton, . . . .	10,000.00
The Church contributions, Hospital Sunday, .	4,587.74
The bequest of M. P. Sawyer, Esq., in part, .	13,861.08
The donation of John H. Rogers, Esq., . . .	1,177.50
	<hr/>
	\$34,626.32
	<hr/> <hr/>

appropriated as follows:—

To the "Miss Rice Fund" for free beds, . . .	\$ 5,000.00
To the "Templeton Fund," $\frac{1}{2}$ Hospital, $\frac{1}{2}$ Asylum,	10,000.00
To the "Mrs. J. H. Rogers Fund," for free beds,	1,177.50
To the "General Fund," . . . . .	18,448.82
	<hr/>
	\$34,626.32
	<hr/> <hr/>

The amount received from this account and added to the several funds prescribed by the donors has been \$21,489.95 more for 1874 than for 1873.

Further sums will be hereafter received from the bequest of M. P. Sawyer, Esq., as collections shall be made from the residuum of that gentleman's estate.

I have received notice from the executors of the will of Mrs. F. W. Lincoln, of a large bequest from that excellent lady for the foundation of a fund to be entitled, "The Lincoln Fund."

Page 31st.

## STATEMENT OF RESTRICTED FUNDS, &amp;C.

TITLES OF FUNDS.	Cr. Balances, Dec. 31, 1873.	Amo'ts Rec'd 1874.	Amo'ts Paid 1874.	Cr. Balances, Dec. 31, 1874.
John Redman.....	\$ 455,113.34	\$ 29,881.35	\$ 29,881.35	\$ 455,113.34
Warren Prize, Principal, {	1,880.00			
"    Income, } .....	419.61	159.05	64 00	2,394.66
Treadwell Library.....	5,000.00	423.00	423.00	5,000.00
Warren Library.....	1,000.00	84.60	0.00	1,084.60
Bowditch History.....	3,757.41	317.88	0.00	4,075.29
Wooden Leg, Principal, {	5,000.00			
"    Income, } .....	1,230.60	423 00	1,653.60	5,000.00
Miss Joy.....	20,000.00	1,300.00	Exp. 600.00 } An's. 700.00 }	20,000.00
Redman Annuities.....	15,600.00	936.00	936.00	15,600.00
Surgical Instruments, Principal, {	1,250.00			
"    Income, } .....	300.27	105.75	0.00	1,656.02
Belknap.....	10,000.00	846.00	846.00	10,000.00
W. Phillips.....	5,000.00	423.00	423.00	5,000.00
J. D. Williams.....	13,000.00	2,000.00	2,000.00	13,000.00
Miss Townsend.....	11,486.50	971.76	971.76	11,486.50
Bromfield.....	40,000.00	3,384.00	3,384.00	40,000.00
Waldo.....	40,000.00	3,384.00	3,384.00	40,000.00
Miss Brimmer.....	5,000.00	423 00	423.00	5,000.00
Wilder.....	12,000.00	1,015.20	1,015.20	12,000.00
Miss Sever.....	500.00	42.30	42.30	500.00
Miss Shaw.....	500.00	42 30	42.30	500.00
Miss Thompson.....	500.00	42.30	42.30	500.00
Miss Tucker.....	3,312.37	280.24	280.24	3,312.37
Mrs. Davis.....	900.00	76.14	76.14	900.00
Loring.....	5,000.00	423.00	423.00	5,000.00
Nichols.....	6,000.00	507.60	507.60	6,000.00
J. C. Gray.....	1,000.00	84.60	84.60	1,000.00
Dowse.....	5,000.00	423.00	423 00	5,000.00
Todd.....	5,000.00	423.00	423.00	5,000.00
J. Phillips.....	10,000.00	846.00	846.00	10,000.00
B. D. Greene.....	5,000.00	423.00	423 00	5,000.00
Percival.....	950.00	80.37	80.37	950.00
Pickens.....	1,676.75	141.84	141.84	1,676.75
Treadwell.....	38,703.91	3,274.36	3,274.36	38,703.91
Raymond.....	2,820.00	238.57	238.57	2,820.00
C. Harris.....	1,000.00	84.60	84.60	1,000.00
Mason.....	9,400.00	795.24	795.24	9,400.00
Sawyer.....	7,000.00	592.20	592 20	7,000.00
J. L. Gardner.....	20,000.00	1,692.00	1,692.00	20,000.00
B. T. Reed.....	1,000.00	84.60	84.60	1,000.00
William Reed.....	5,233.92	442.80	442.80	5,233.92
James Read.....	2,000.00	169.20	169.20	2,000.00
J. Parker, Jr.....	10,000.00	846.00	846.00	10,000.00
Appleton.....	30,010 00	2,538.88	2,538.88	30,010.00
McGregor.....	10,000.00	846.00	846.00	10,000.00
Mrs. Anstin.....	5,000.00	423.00	423.00	5,000.00
Kittridge.....	5,500.00	465.30	465.30	5,500.00
Amusement.....	5,000.00	423.00	423.00	5,000.00
Miss Rice, Principal, {	0.00	5,000.00		
"    Income, } .....	225.00		225.00	5,000.00
Templeton, Principal.....	0 00	10,000.00	0.00	10,000.00
Mrs. J. H. Rogers, Principal.....	0.00	1,177.50	0.00	1,177.50
	<u>\$ 845,044.68</u>	<u>\$ 79,231.53</u>	<u>\$ 63,681 35</u>	<u>\$ 860,594.86</u>

It appears from this statement that these funds, of which the income only may be expended, have contributed to the expenses \$62,045.35, and to payment of annuities \$1,636.00; that the principal received on their accounts has been \$16,177.50; and that they now amount to \$860,594.86. — Principal, \$859,589.58. — Income, \$1,005.28. — Increase of Principal, \$16,495.38. It appears from the "Statement" on page 37, that the "GENERAL FUND," which amounted on the 31st Dec. 1873, to \$898,971.47 has been increased during the year, by unrestricted bequests and donations, etc., and by the income of that part thereof invested in productive assets, by the sum of \$36,984.61; so that its Credit Balance amounts, Dec. 31, 1874, to \$935,956.08; of which no less than \$856,061.30 produces no income, being invested in buildings, etc., occupied as Hospital and Asylum.

Pages 32nd and 33rd.

DISTRIBUTIVE INCOME.

The sum received as Dividends, Interest, Rent, etc., for the year has been, \$70,859.94

From Annuities in Trust, . . .	\$ 9,698.63
“ Insurance Stocks, . . .	5,000.00
“ Manufacturing Stocks, . . .	4,055.00
“ Bank “ . . .	4,339.43
“ Railroad “ . . .	2,377.50
“ Railroad Bonds, . . .	1,475.00

<i>Amounts carried forward, . . .</i>	\$26,945.56	\$70,859.94
---------------------------------------	-------------	-------------

<i>Amounts brought forward,</i> . . .	\$ 26,945.56	\$ 70,859.94
From City of Boston Bonds, . . .	9,327.56	
“ State of Mass. “ . . .	2,054.56	
“ United States “ . . .	331.47	
“ Rents of Real Estate, . . .	26,623.95	
“ Notes and Mortgages, . . .	5,576.75	
	<u>70,859.94</u>	

This income from investments has been \$8,946.34 *more* for 1874, than for 1873.

The income from investments made under the direction of the Trustees has been at the rate of 8.46 per cent. for the year.

This amount has been passed to the credit

of Sundry Restricted Funds, . . .	\$ 61,418.03	
“ The General Fund, . . . .	7,805.91	
“ Sundry Annuitants paid, . . .	1,636.00	
	<u>70,859.94</u>	

Pages 34th and 35th.

#### INCOME AND EXPENSE ACCOUNT, 1874.

The *Expenses* have been, as stated in this report,

For Asylum Department, . . . . .	\$ 161,934.11
“ Free Beds at Hospital, . . . . .	64,266.27
“ Paying Beds at Hospital, . . . . .	14,198.41
“ Wooden Legs purchased, . . . . .	2,210.00
“ Treadwell Library, . . . . .	424.60
	<u>243,033.39</u>
“ Balance to General Fund, . . . . .	8,537.79
	<u>251,571.18</u>

The *Income* has been

From Board of Patients at Asylum, . . . . .	\$ 159,183.45
“ “ “ “ Hospital, . . . . .	13,550.47
“ Funds for Beneficiaries at Asylum, . . . . .	5,626.78
“ Amusement Fund at Asylum, . . . . .	423.00
“ Redman Fund, . . . . .	29,881.35
“ Free Bed Funds, . . . . .	23,973.62
“ Library Funds, . . . . .	423.00
“ Wooden Leg Fund, . . . . .	1,653.60
“ Annual Subscribers for Free Beds, . . . . .	9,050.00
“ The General Fund, . . . . .	7,805.91
	\$251,571.18

Pages 36th and 37th.

LEDGER BALANCES, DEC. 31, 1874.

<i>Debits</i> —Sundry Accounts, . . . . .	\$ 1,797,454.94
Viz.:—Unproductive Assets, . . . . .	\$ 856,061.30
Assets yielding Income, . . . . .	941,393.64
	\$1,797,454.94

<i>Credits</i> —Sundry Accounts, . . . . .	\$ 1,797,454.94
Viz.:—Sundry Restricted Funds, \$843,989.58	
“ “ Annuities, . . . . .	15,600.00
The General Fund, . . . . .	935,956.08
Unspent Income of Funds, . . . . .	1,009.28
Sub'rs for Free Beds 1875, . . . . .	900.00
	\$ 1,797,454.94

Pages 38th and 39th.

STATEMENT OF AFFAIRS, JAN. 1, 1875.

This statement, exhibiting the financial condition of the Corporation, shows that the Treasurer holds the following described property in addition to the Real Estate, and other assets in the use of the Corporation as a Hospital in Boston and as an Asylum in Somerville.

Viz. :—Deposits in Trust, . . . . .	\$ 170,000.00
Insurance Stocks, . . . . .	50,000.00
Manufacturing Stocks, . . . . .	40,085.00
National Bank “ . . . . .	38,334.75
Railroad “ . . . . .	31,665.00
“ Bonds, . . . . .	31,653.33
Public Loans, . . . . .	238,000.00
Notes and Mortgages, . . . . .	67,882.46
Real Estate rented, . . . . .	273,773.10
	<hr/>
	\$ 941,393.64;
	<hr/>

and that he holds the same as the investments of and for account of the following :

Free Bed Funds, principal, . . . . .	\$ 284,160.95
Asylum “ “ . . . . .	76,510.00
Library “ “ . . . . .	6,000.00
Surgical Instrument Fund, principal, . . . . .	1,250.00
Warren Prize “ “ . . . . .	1,880.00
Bowditch History “ “ . . . . .	4,075.29
Wooden Leg “ “ . . . . .	5,000.00
Redman “ “ . . . . .	455,113.34
	<hr/>

*Amount carried forward,* . . . . . \$ 833,989.58



<i>Amount brought forward,</i> . . . . .	\$ 833,989.58
Balances Sundry Accounts, . . . . .	1,909.28
Sundry Annuities Payable, . . . . .	25,600.00
The General Fund	
Principal, . . . . .	\$ 935,956.08
Less Invested in buildings, etc., . . . . .	856,061.30
	————— 79,894.78
	—————
	<u>\$ 941,393.64</u>

Respectfully submitted, by

Your obedient servant,

J. THOMAS STEVENSON,  
*Treasurer.*

*Table of the Income and Expenses of the Hospital*

**INCOME.**

Year.	Board of Patients at		Free-bed Funds and Subscriptions	Funds for other Char- ities at		Total Income of	
	Hospital.	Asylum.		Hospital.	Asylum.	Hospital.	Asylum.
1862	\$5,853.89	\$65,182.65	\$17,175.62	\$414.15	\$4,106.69	\$23,443.66	\$69,289.34
1863	6,312.25	67,130.07	17,311.70	695.30	4,514.46	24,319.25	71,644.53
1864	7,714.54	96,960.53	18,832.22	648.21	4,118.29	27,194.97	101,078.82
1865	14,847.27	111,377.98	32,329.06	717.35	4,883.90	47,893.68	116,261.88
1866	14,977.44	125,457.64	23,843.74	1,082.64	7,035.18	39,903.82	132,492.82
1867	16,717.68	134,416.01	27,480.37	1,146.20	5,579.02	45,344.25	139,995.03
1868	14,671.45	127,893.29	27,913.05	1,320.00	5,144.00	43,904.50	133,037.29
1869	13,426.70	140,292.63	30,420.08	1,165.00	4,992.07	45,011.78	145,284.70
1870	12,003.83	141,793.86	31,944.08	807.00	4,659.27	44,754.91	146,453.13
1871	11,078.69	136,194.35	40,311.06	1,042.32	5,031.17	52,432.07	141,225.52
1872	11,162.39	138,310.03	41,894.16	1,511.00	5,687.31	54,567.55	143,997.34
1873	15,490.94	138,619.52	31,936.22	1,873.00	5,935.33	49,300.16	144,554.85
1874	13,550.47	159,183.45	33,023.62	2,076.60	6,049.78	48,650.69	165,233.23

**EXCESS OF EXPENSES**

Year.	Average cost per week per Patient.		Cost over Board.	
	Hospital.	Asylum.	Hospital.	Asylum.
1862	\$6.04	\$7.27	\$36,260.92	\$6,640.81
1863	6.66	6.98	41,109.46	2,170.56
1864	8.38	9.76	52,445.01	4,523.85
1865	9.86	12.49	43,121.53	9,507.86
1866	13.88	12.30	53,809.36	558.19
1867	11.28	13.84	44,291.54	.....
1868	12.74	16.51	52,893.02	14,642.07
1869	10.14	14.21	48,811.90	.....
1870	10.05	13.83	50,811.01	.....
1871	9.96	15.80	52,447.68	9,996.88
1872	10.10	16.93	59,547.91	14,917.57
1873	10.29	19.23	72,435.94	26,404.27
1874	10.13	19.59	67,548.81	2,750.66
13 years.....	.....	.....	\$675,534.09	\$92,112.72

*and Asylum for thirteen years—1862 to 1874.*

### ORDINARY EXPENSES.

Year.	Cost of Paying Patients.	Cost of Free Patients.	Other Charities.		Total Expenses of
	Hospital.	Hospital.	Hospital	Hospital.	Asylum.
1862	\$6,628.65	\$35,072.01	\$414.15	\$42,114.81	\$71,823.46
1863	6,151.27	40,575.14	695.30	47,421.71	69,300.63
1864	10,224.81	49,286.53	648.21	60,159.55	101,484.38
1865	23,119.62	34,131.83	717.35	57,968.80	120,885.84
1866	30,086.08	37,538.12	1,162.60	68,786.80	126,015.83
1867	26,086.67	33,758.02	1,164.53	61,009.22	133,844.14
1868	23,663.50	42,481.71	1,419.26	67,564.47	142,535.36
1869	20,128.86	40,736.44	1,373.30	62,238.60	138,132.02
1870	15,844.35	46,087.42	883.05	62,814.82	134,339.63
1871	15,266.51	47,126.12	1,133.74	63,526.37	146,191.23
1872	12,664.70	56,537.74	1,497.86	70,700.30	153,327.60
1873	16,681.66	69,109.97	2,135.29	87,926.92	165,023.79
1874	14,198.41	64,266.27	2,634.60	81,099.28	161,934.11

### OVER BOARD, ETC.

Year.	Outlay for Land and Buildings.		Charges upon the Several Funds.	
	Hospital.	Asylum.	Hospital.	Asylum.
1862	....	\$15,996.13	\$36,260.92	\$22,636.94
1863	....	13,400.00	41,109.46	15,570.56
1864	....	30,779.36	52,445.01	35,303.21
1865	....	15,252.18	43,121.53	24,760.04
1866	....	....	53,809.36	558.19
1867	\$31,862.00	40,000.00	76,153.54	40,000.00
1868	26,160.39	....	79,053.41	14,642.07
1869	....	....	48,811.90	....
1870	....	....	50,811.01	....
1871	28,740.85	....	81,188.53	9,996.88
1872	....	20,244.74	59,547.91	35,162.31
1873	18,740.02	239.52	91,175.96	26,643.79
1874	50,522.21	6,937.17	118,071.02	9,687.83
13 y'rs.	\$156,025.47	\$142,849.10	\$831,559.56	\$234,961.82



REPORT OF THE RESIDENT PHYSICIAN  
OF THE  
MASSACHUSETTS GENERAL HOSPITAL,  
For the Year 1874.

Number of Patients in the Hospital, January 1st, 1874.

Paying, 35.       : :       Free, 126.       : :       Total, 161.

Admitted to the Hospital from January 1, 1874, to January 1, 1875.

	Males.	Females	Total.
Patients paying board, . . . . .	287	107	394
"       "       " part of the time, . . . . .	95	25	120
"       entirely free, . . . . .	671	454	1125
	<hr style="width: 100%;"/>	<hr style="width: 100%;"/>	<hr style="width: 100%;"/>
	1053	586	1639

	Medical.	Surgical.
Male, . . . . .	413	640
Female, . . . . .	327	259
	<hr style="width: 100%;"/>	<hr style="width: 100%;"/>
	740	899

Of these, 3 paid \$70 per week ; 2 paid \$56 ; 1 paid \$49 ; 36 paid \$35 ; 11 paid \$28 ; 47 paid \$21 ; 10 paid \$14 ; 3 paid \$10.50 ; 1 paid \$10 ; 342 paid \$7 : and 58 paid \$4.50.

Whole number of patients treated during the year :--paying, 429 ; paying part of the time, 120 : free, 1251 :—total, 1800.

## Discharged during the year.

	Medical.	Surgical.	Males.	Females.	Total.
Well, . . . . .	324	622	599	347	946
Much relieved, . . . . .	116	49	106	59	165
Relieved, . . . . .	144	87	142	89	231
Not relieved, . . . . .	65	16	50	31	81
Not treated, . . . . .	23	61	54	30	84
Dead, . . . . .	67	60	98	29	127
Insane and eloped, . . . . .	7	11	13	5	18
	<hr/>	<hr/>	<hr/>	<hr/>	<hr/>
	746	906	1062	590	1652

## Number of Patients Remaining, December 31, 1874.

Males, . . . . .	93	Females, . . . . .	55	Total, . . . . .	148
Paying, . . . . .	28	Free, . . . . .	120		
Medical, . . . . .	56	Surgical, . . . . .	92		

Proportion of deaths to the whole number of results, 7.69 per cent.

Number of patients received on account of accidents, 234.

The greatest number of paying patients at any one time, was 41; of free patients, 146; the greatest total was 183. The least number of paying patients at any one time, 15; the least free, 88; the least total 111. The proportion of ward beds occupied by free patients, was 75 per cent.; by paying patients, 25 per cent.; about 20 per cent. of the paying patients occupied private rooms.

The average number of patients was 149: males, 94; females, 55.

The average number of paying patients was 27 ;  
15 Americans ; 12 Foreigners.

The average number of free patients was 122 ; 45  
Americans ; 77 Foreigners.

The average time of paying patients was 2.73  
weeks ; and that of free patients, 5.64 weeks.

## Residence.

Boston, . . . . .	688	Rhode Island and Con-	
Massachusetts, (excepting		necticut, . . . . .	20
Boston,) . . . . .	863	Other States, . . . . .	9
Maine, . . . . .	30	British Provinces, . . . . .	2
New Hampshire and Ver-			
mont, . . . . .	27		

## Birthplace.

Boston, . . . . .	120	British Provinces, . . . . .	150
Massachusetts, (excepting		Great Britain, . . . . .	125
Boston,) . . . . .	335	Ireland, . . . . .	531
Maine, . . . . .	76	Germany, . . . . .	35
New Hampshire, . . . . .	66	Norway and Sweden, . . . . .	29
Vermont, . . . . .	14	France, . . . . .	4
Rhode Island and Con-		Western Islands . . . . .	25
necticut, . . . . .	20	Denmark, . . . . .	6
New York, . . . . .	34	Italy, . . . . .	5
Southern and Western		Other places, . . . . .	16
States, . . . . .	48		
<hr/>		<hr/>	
Total Americans, . . . . .	713	Total Foreigners, . . . . .	926

Males.	Occupation.	Paying.	Free.	Partial Payment.
Mechanics, . . . . .		84	210	30
Laborers, . . . . .		38	231	20
Farmers, . . . . .		19	10	3
Minors, . . . . .		27	88	13
Seamen, . . . . .		20	22	4
Clerks, . . . . .		24	23	6
Teamsters, . . . . .		7	17	5
Traders, . . . . .		29	28	10
Servants, . . . . .		10	40	3
Students, . . . . .		5	1	1
Clergymen, . . . . .		3		
Physicians, . . . . .		3		
Merchants, . . . . .		14		
Other Professions, . . . . .		4	1	
		<hr/>	<hr/>	<hr/>
		287	671	95

Total males, 1,053. Of these 79 were in private rooms.

Females.	Paying.	Free.	Partial Payment.
Domestics, . . . . .	18	232	6
Minors, . . . . .	8	32	5
Wives, . . . . .	50	125	9
Widows, . . . . .	8	17	
Seamstresses, . . . . .	8	26	2
Spinsters, . . . . .	8	2	2
Operatives, . . . . .	4	15	
Teachers, . . . . .	2	3	1,
Clerks, . . . . .	1	2	
	<hr/>	<hr/>	<hr/>
	107	454	25

Total Females, 586. Of these 23 were in private rooms.



Twenty-one per cent. of the free patients were female domestics; twenty-one per cent. were laborers; eighteen per cent. were mechanics; and seventeen per cent. were children.

Admission Refused.

Phthisis, (Consumption,) . . . . . 65	Chronic Rheumatism, . . . . . 36
Syphilis, . . . . . 61	Paralysis, . . . . . 34
Chronic Ulcers, . . . . . 28	Epilepsy, . . . . . 10
Scrofula and Abscess, . . . . . 12	Cancer, . . . . . 8
Insanity and Delirium	Injuries, . . . . . 39
Tremens, . . . . . 32	Contagious, . . . . . 9
Hip and Spine Disease, . . . . . 7	Other diseases, . . . . . 107
Debility and Senility, . . . . . 49	
Dropsy, . . . . . 3	Total, . . . . . 514

Male, . . . . . 317	American, . . . . . 179
Female, . . . . . 197	Foreign, . . . . . 335

Residents of Boston, . . . . .	267
" " Massachusetts, . . . . .	218
" " Other places, . . . . .	29

## Out-patients.

Number of new patients, . . . . .		15,612
Men, . . . . .	4,811	Women, . . . . . 7,609
Children, . . . . .		3,192
Americans, . . . . .	8,080	Foreigners, . . . . . 7,532
Residents of Boston, . . . . .	10,153	Of other places, . . . . . 5,459

Medical Department for Women, . . . . .	3,063
“ “ Men and Children, . . . . .	2,769
Surgical Department, . . . . .	2,964
Ophthalmic Department, . . . . .	310
Dental “ . . . . .	4,863
Department for Diseases of the Skin, . . . . .	954
“ “ “ Nervous System, . . . . .	198
“ “ “ Throat, . . . . .	491
Total attendance, . . . . .	32,098
Average daily attendance, . . . . .	105

Of the Surgical cases, there were:

Fractures and Dislocations, 248	Felons, . . . . .	113
Wounds, . . . . . 181	Tumors, . . . . .	209
Sprains and other Injuries, 190	Diseases of Hip and Spine, . . . . .	87
Abscesses, . . . . . 207	Diseases of Knee, . . . . .	56
Ulcers, . . . . . 120	Genito-Urinary, . . . . .	210

Of the Dental patients, 2,145 had 2,961 teeth filled; 1,823 had 3,077 teeth extracted.

The number of officers and patients in the Out-patient department, has so increased that the want of additional room is strongly felt, although the waiting-room has already been materially enlarged by adding the space under the seats of the operating theatre.

The Warren and Jackson Wards have been in constant use during the year, and have proved exceedingly satisfactory.

We have again to thank the kind friends of the Hospital, for gifts of fruit, Holiday dinners, books and magazines, clothing, surgical instruments and appliances, and other useful articles.

Respectfully submitted,

NORTON FOLSOM,

*Resident Physician.*

TO THE BOARD OF TRUSTEES, }  
BOSTON, JANUARY 15, 1875. }

THE AMBULANCE  
OF THE  
MASSACHUSETTS GENERAL HOSPITAL,

Accompanied by a Medical Officer, will be despatched to any point north of Dover and Berkeley Streets, for the conveyance of cases of *accident*, or *urgent sudden sickness, not contagious*, to this Hospital, or elsewhere, upon notice from a Physician, the Police, or other responsible source, subject to the approval of the undersigned.

In cases requiring gratuitous treatment, no charge will be made.

By order of the Board of Trustees.

NORTON FOLSOM, M. D.,  
*Resident Physician,*  
*Mass. Gen. Hospital, Blossom St.*

BOSTON, September 1st, 1873.

# FIFTY-SEVENTH ANNUAL REPORT

OF THE

SUPERINTENDENT OF THE M<sup>C</sup>LEAN ASYLUM FOR THE INSANE,

TO THE

TRUSTEES OF THE MASS. GENERAL HOSPITAL.

JANUARY 1, 1875.

---

*To the Trustees of the Massachusetts General Hospital,*

GENTLEMEN,—

During the year, two hundred and thirty-six persons—one hundred and seventeen males and one hundred and nineteen females—have been under treatment.

Seventy-five persons—thirty-seven males and thirty-eight females—have been admitted.

Eighty-eight—forty-two males and forty-six females—have been discharged, and the number remaining to-day is one hundred and forty-eight—seventy-five males and seventy-three females.

The weekly average number of patients has been one hundred and fifty-nine.

Sixty of those received, were recent cases, or in the acute stage of disease and fifteen were thought incurable at time of admission.

Twenty of those discharged—seven males and thirteen females— were *recovered*.

Thirteen—seven males and six females—were *much improved*.

Twenty-one—twelve males and nine females—were *improved*.

Twenty-two—twelve males and ten females—were *not improved*.

Ten—three males and seven females—have *died*.

Two—one male and one female remained only a few days at the Asylum, and not long enough for any change in their condition.

Three of the deaths were from Organic Disease of Brain; two from the exhaustion of Acute Melancholia; one from Paralysis; one from Chronic Insanity with Diarrhœa; one from Cancer; one from Gangrene of the foot; and one from Typhoid Fever.

The death from Typhoid Fever occurred in the case of a female patient, who was brought to the Asylum when too feeble to be sent away, the delirium of the fever having been mistaken for Mania.

All of those discharged as “recovered,” were regarded as thoroughly well, and many of the “much improved” and “improved” were restored to active usefulness.

During the year there has been very little acute illness, and the average general health of the patients has been quite good.

The general course which must always be pursued in the treatment of the insane, is to divert and amuse, to supply healthful thoughts and natural feelings in the place of morbid fancies and delusions.

The same means so often mentioned in the annual reports of the Asylum, have been in use during the year.

Our patients do not care for manual labor, as the majority have not been accustomed to it, but are interested in vocal and instrumental music, in readings and lectures, in walking and riding, and in a great variety of games and amusements.

We have had two concerts by the "Mendelssohn Quintette Club," weekly concerts in the open air, for two months in the summer, and a variety of less expensive entertainments.

I must not fail to express our obligations to the Apollo Club, who have once more favored us with their choice music; to the choir of the Park Street Church, for a delightful evening; to Mrs. J. M. Forbes for the pleasure of a concert by the "Beethoven Quintette Club," at her expense; to Messrs. Breck & Sons, who have added to their former kindness by again furnishing us with tickets to the Horticultural Exhibition; to Mrs. Hooper and Mrs. Beale, for music in our wards; to Miss Lombard and a company of ladies and gentlemen from Cambridge, for a pleasant musical entertainment; to Dr. and Mrs. Winslow and a party of children from Winchester, for a pleasing presentation of the "Children's Symphony;" to Dr. Walker and his Board of Directors for harbor excursions; and to Mrs. Tyler and many other ladies, who have helped us in our social gatherings.

In Dr. Tyler we always find a firm friend, ever ready to help us with his long experience.

The Sunday services have been conducted, since March, by Rev. A. V. G. Allen, of Cambridge, who was elected Chaplain, in place of Rev. I. R. Worcester.

No change has occurred in the staff of Resident Officers, to whose faithfulness and efficiency, I wish most cordially to bear witness.

I desire to express to the members of the Board of Trustees, my grateful remembrance of the personal kindness, and hearty support, which I have received from them during the year just closed.

GEORGE F. JELLY,

*Superintendent.*

MCLEAN ASYLUM FOR THE INSANE, }  
Somerville, 1st January, 1875. }



## RECAPITULATION

FOR THE YEAR ENDING DECEMBER 31ST, 1874.

---

	Males.	Females.	Total.
In the House Jan. 1st, 1874,	80	81	161
Received in the year,	37	38	75
	<hr/>	<hr/>	<hr/>
Total,	117	119	236
Discharged,	42	46	88
	<hr/>	<hr/>	<hr/>
Remaining Dec. 31st, 1874,	75	73	148

Weekly average number of patients, 159.



*Table of Admissions, Discharges, and Results, at the McLean Asylum, from its opening, October 6, 1818, to December 31, 1874, inclusive.*

YEARS.	Admitted.	Discharged	Whole No. under care.	Died.	Much improved, etc.	Recovered	Remaining at end of year.	Average No. of Patients.
1818-19	58	35	58	5	19	11	23	-
1820	44	40	67	1	28	11	27	-
1821	47	46	74	3	33	10	28	-
1822	64	50	92	5	31	14	42	-
1823	73	61	115	2	39	20	54	-
1824	53	56	107	5	28	23	51	-
1825	59	56	110	8	27	21	54	-
1826	47	46	101	5	21	20	55	-
1827	58	56	113	5	17	34	57	-
1828	77	65	134	5	37	23	69	-
1829	73	77	142	9	42	26	65	-
1830	82	78	147	10	34	34	69	-
1831	83	84	152	8	46	30	68	-
1832	94	98	162	10	45	43	64	-
1833	103	100	167	8	50	42	67	-
1834	108	95	174	7	47	41	80	-
1835	83	84	163	11	28	45	77	-
1836	106	112	183	10	38	64	71	-
1837	120	105	191	8	25	72	86	80
1838	138	131	224	12	45	74	93	95
1839	132	117	225	10	38	69	108	112
1840	155	138	263	13	50	75	125	128
1841	157	141	283	11	55	75	142	135
1842	129	138	271	15	43	80	133	143
1843	126	126	260	18	45	63	134	131
1844	158	140	292	20	52	68	152	146
1845	119	120	271	13	33	74	151	149
1846	148	126	299	9	52	65	173	164
1847	170	170	343	33	50	87	173	172
1848	143	155	316	23	50	82	155	171
1849	160	137	321	15	58	64	184	177
1850	173	157	357	28	51	78	200	201
1851	164	173	364	29	69	75	191	195
1852	145	135	336	15	48	72	201	200
1853	114	120	315	17	45	58	195	194
1854	120	120	315	16	45	59	195	195
1855	123	126	318	24	46	56	192	192
1856	149	145	341	19	58	68	196	195
1857	141	159	337	28	60	71	178	191
1858	155	147	333	25	50	72	186	187
1859	131	142	317	28	53	61	175	185
1860	121	109	296	24	46	39	187	185
1861	111	110	298	23	33	54	188	193
1862	82	94	270	18	37	39	176	190
1863	94	69	270	13	20	36	201	191
1864	101	107	302	27	38	42	195	200
1865	82	85	277	17	33	35	192	186
1866	103	98	295	29	23	46	197	197
1867	89	108	286	27	36	45	178	186
1868	92	94	270	23	37	34	176	166
1869	108	100	284	18	31	51	184	187
1870	79	85	263	12	40	33	178	187
1871	75	81	253	13	47	21	172	178
1872	93	101	265	23	63	15	164	173
1873	92	95	256	13	63	19	161	165
1874	75	88	236	10	58	20	148	159
	5979	5831		836	2336	2659		



Table of Applications, Admissions, etc., for Thirteen Years,—1862-1874.

Years.	Applicants.		Admissions. American.		Foreign.		Not Admitted.		Discharged, cured, relieved, or improved.		Died.		Accidents.	Whole number under care in the year.	No. of Free patients.	Paying all the time.	Paying part of the time.	Great total number at any one time.	Least total number at any one time.	Average.	Out Patients.										
	Hospital.	Asylum.	Hospital.	Asylum.	Hospital.	Asylum.	Hospital.	Asylum.	Hospital.	Asylum.	Hospital.	Asylum.									Free.	Paying.	Free.	Paying.							
1862	1888	1311	82	718	81	893	1	277	1274	76	79.08	92.6	101	18	271	1751	270	1339	441	11	1065	193	102	177	134	190	133	45	2.1	4.3	4800
1863	2051	1648	94	648	92	1000	2	408	1315	56	79.18	89.5	162	13	262	1786	270	1498	308	17	158	206	116	179	137	191	135	29	3.4	4.0	4987
1864	1992	1599	101	654	96	945	2	333	1306	80	8.168	79.1	130	27	242	1749	302	1388	350	11	157	208	110	162	138	290	139	33	3.2	4.4	5619
1865	1420	1193	82	571	80	628	2	231	997	68	8.315	82.9	104	17	140	1347	277	687	592	08	164	195	88	181	113	186	137	72	3.7	4.8	5956
1866	1328	1120	103	542	100	587	3	208	909	69	81.17	86.9	9.3	19	132	1224	295	556	623	45	109	203	78	192	95	197	62	58	3.4	5.1	5008
1867	1419	1506	80	558	88	648	1	213	958	81	79.43	91.0	94	27	113	1301	286	676	601	24	126	290	72	172	104	186	77	62	3.4	4.3	4553
1868	1474	1265	92	604	92	661	0	209	1045	71	80.63	77.1	85	23	98	1373	218	840	502	31	132	181	69	160	102	166	97	56	3.0	3.5	5294
1869	1633	1380	108	631	108	709	0	243	1122	82	80.63	75.9	107	18	93	1217	284	930	563	24	139	196	90	177	118	187	98	55	3.4	4.3	6373
1870	1706	1302	79	584	76	718	3	404	1083	73	88.20	92.4	85	12	140	1427	342	958	430	30	137	165	98	181	120	187	106	45	3.4	4.8	8767
1871	1781	1427	75	649	75	778	0	354	1143	62	80.69	69.3	106	13	178	1537	253	1056	459	25	154	187	91	167	122	178	126	43	3.1	3.9	9192
1872	1815	1547	93	665	88	882	5	268	1271	62	82.15	55.9	120	23	259	1701	265	1289	396	16	190	179	97	163	135	173	133	42	3.1	4.3	11878
1873	1958	1550	92	640	85	910	7	408	1201	64	77.45	69.5	186	13	291	1700	256	1195	441	64	187	171	129	158	156	165	156	44	3.3	6.0	13317
1874	2153	1630	75	713	68	928	7	574	1342	54	81.88	72	157	10	234	1800	236	1251	394	120	183	167	111	144	149	159	146	41	2.7	5.6	15612

Table Showing the Cost of Principal Stores at the McLean Asylum.

Articles.	1863.			1864.			1865.			1866.		
	Quantity.	Cost.	Average.	Quantity.	Cost.	Average.	Quantity.	Cost.	Average.	Quantity.	Cost.	Average.
Beef.....lbs.	9,127	\$1,196.86	.1311	8,680	\$1,513.33	.1743	11,074	\$2,508.95	.2265	15,869	\$3,343.60	.217
" Steak....."	8,540	1,391.62	.1629	7,874	1,717.15	.2180	8,778	2,500.21	.2848	8,204	2,405.10	.29316
" Corned....."	11,066	1,083.58	.0979	16,636	2,639.79	.1586	15,090	2,726.49	.186	13,770	2,456.77	.17841
Bread....."	48,637	2,167.26	.0445	53,987	2,936.55	.0543	49,344	3,125.17	.0633	64,995	4,467.76	.06874
Butter....."	16,356	3,988.50	.2438	14,777	5,778.28	.39103	15,557	6,607.67	.42474	17,427	8,016.42	.46
Coffee....."	2,773½	827.42	.2983	2,570½	1,016.29	.39537	3,153	1,402.27	.44474	3,350	1,301.78	.38859
Eggs.....doz	3,812	777.55	.2039	2,016	618.51	.3068	3,489	1,200.59	.344	5,391	1,719.42	.31894
Flour.....bbls	113	998.39	8.835	71	776.87	10.94	129	1,665.13	12.908	136	2,182.80	16.05
Hams.....lbs	3,602	351.90	.09769	3,043	572.46	.18812	2,115	456.97	.216	1,004	196.15	.19536
Ice.....tons	55½	277.50	5.00	57.65	230.60	4.00	78½	314.00	4.00	94	550.46	5.856
Lard.....lbs	410	46.21	.1127	1,573	280.48	.1783	1,173	306.99	.261	960	184.46	.1921
Mutton and Lamb....."	4,791	509.32	.1063	8,454	1,169.26	.1382	9,110	1,542.55	.1693	9,638	1,394.88	.14472
Poultry....."	4,417	551.05	.1247	8,749	1,878.93	.2147	7,323	2,214.59	.3024	13,493	4,072.20	.3018
Sugar....."	21,994	3,214.59	.14615	20,030	4,272.17	.21328	22,000	5,203.46	.22743	24,788	4,098.21	.16333
Tea....."	1,353	919.48	.68	1,226	966.03	.7879	1,500	1,695.00	1.13	1,240	1,215.20	.98
Veal....."	5,718	569.35	.0995	5,204	770.30	.1481	4,421	695.17	.1572	4,718	792.06	.1678
Lights....."		1,786.64	.....		3,172.95	.....		3,217.63	.....		3,738.93	.....
Coal.....tons	126.39	1,167.14	9.25	659.951	8,204.58	12.43	739.75	7,350.83	9.94	809.825	7,848.87	9.69
Wood.....cords	.....	.....	.....	43½	491.75	11.37	.....	.....	.....	96½	1,160.56	12.06

Table Showing the Cost of Principal Stores at the McLean Asylum.—Continued.

Articles.	1857.			1858.			1859.			1870.		
	Quantity.	Cost.	Average.	Quantity.	Cost.	Average.	Quantity.	Cost.	Average.	Quantity.	Cost.	Average.
Beef.....	13,703	\$3,238.85	.2363	13,686	\$3,275.73	.2393	10,920	\$2,369.34	.2169	11,563	\$2,585.68	.22361
" Steak.....	10,879	3,208.50	.2949	10,633	3,265.50	.3043	12,825	3,847.50	.30	13,448	4,391.37	.32654
" Corned.....	18,205½	3,129.21	.17188	17,975	3,128.28	.177	15,821	2,579.49	.163	15,731	2,464.90	.15668
Bread.....	52,290	4,293.15	.0823	46,325	3,706.00	.08	53,375	3,951.82	.074	59,423	3,773.69	.06345
Butter.....	16,203	5,624.20	.3471	17,055	7,532.56	.4414	19,168	8,420.53	.4393	18,821	7,214.62	.38332
Coffee.....	3,917½	1,514.29	.3865	4,239	1,541.27	.3621	4,976	1,780.94	.3577	5,152	1,560.33	.30285
Eggs.....doz.	7,332	2,207.56	.30108	6,237	2,001.56	.3208	8,288	2,633.08	.3176	8,299	2,415.59	.29107
Flour.....	149	2,434.75	16.34	139	2,124.75	15.28	154	1,876.88	12.1875	150	1,409.50	9.39
Hams.....	1,094½	184.77	.1688	831	143.52	.1727	187½	32.35	.168	.....	.....	.....
Ice.....	102	516.70	5.06	106.66	432.55	4.05	113½	453.00	4.00	162.3	1,199.15	7.3884
Lard.....	1,239	176.56	.1425	1,453	207.25	.1839	1,045	151.36	.206	1,221	227.04	.1847
Mutton and Lamb.....	10,515	2,328.12	.2214	9,658	1,519.52	.1573	9,686½	1,534.46	.1584	9,961	1,580.75	.15869
Poultry.....	13,143	3,790.55	.2884	17,262	5,048.19	.2924	20,082	6,445.72	.329	21,026	6,117.40	.29094
Stagat.....	26,528	4,173.23	.1573	24,928	3,985.04	.1598	29,324	4,666.54	.1592	28,652	3,924.38	.13696
Tea.....	1,397	1,467.49	1.055	1,542	1,634.90	1.06	1,616	1,588.15	.9827	1,899	1,648.80	.86824
Veal.....	5,518	887.26	.1679	3,017	529.43	.1754	4,482½	773.91	.1726	5,247	886.24	.1689
Lights.....	.....	3,801.19	.....	.....	5,690.73	.....	.....	4,649.13	.....	.....	4,276.25	.....
Coal.....	647.82	5,497.66	8.48	899.21	6,956.75	7.73	848.15	9,692.11	11.4197	688	5,283.98	7.68
Wood.....	67½	539.22	8.75	43½	409.71	9.36	97½	984.17	10.12	85½	869.25	10.19

Table Showing the Cost of Principal Stores at the McLean Asylum.—Continued.

Articles.	1871.			1872.			1873.			1874.		
	Quantity.	Cost.	Average.	Quantity.	Cost.	Average.	Quantity.	Cost.	Average.	Quantity.	Cost.	Average.
Beef.....lbs.	11,110	\$2,174.02	19568	11,708	\$2,036.89	197	12,115	\$2,308.71	1956	16,103	\$2,980.29	18507
" Steak....."	15,350	4,168.36	27173	28,104	5,867.15	20876	45,214	9,020.11	19949	46,386	9,581.32	20655
" Corned....."	16,638	2,250.59	13526	15,146	1,914.47	1264	9,379	1,126.66	1212	12,078	1,452.89	12029
Bread....."	58,754	3,474.21	05913	.....	.....	.....	.....	.....	.....	.....	.....	.....
Butter....."	22,843	8,219.68	33983	22,239	7,392.63	33241	20,393	7,371.53	36147	20,258	7,854.73	38773
Coffee....."	4,886	1,302.77	26663	4,876	1,424.17	29204	4,217	1,297.29	30763	4,843	1,841.30	38019
Eggs.....doz	9,211	2,537.35	27546	12,601	3,738.29	29666	16,136	4,712.90	29207	15,120	4,161.69	27524
Flour.....bls.	154	1,560.00	10,1298	275	3,251.75	1182	297	3,244.25	1162	293	3,187.00	1024
Hams.....lbs.	1,142	169.26	14821	3,787	537.73	14199	4,589	614.85	13398	1,860	244.86	13164
Ice.....tons.	230 <sup>3</sup>	923.00	400	264	1,056.00	400	239	956.00	400	248.65	1,761.70	785
Lard.....lbs.	1,953	231.18	11837	1,584	158.40	10	1,307	125.83	40932	1,890	263.46	13939
Mutton and Lamb....."	10,405	1,436.53	13866	12,361	1,950.19	15776	12,658	1,999.46	15796	14,788	2,309.92	1562
Poultry....."	20,885	5,760.72	27582	24,667	6,956.41	28201	25,798	6,881.64	2667	25,317	6,254.80	24705
Sugar....."	26,351	3,507.66	13311	28,735	3,580.54	1246	30,443	3,491.72	11469	27,003	2,888.17	10695
Tea....."	1,864	1,526.04	81869	1,823	1,308.54	71779	1,873	838.79	44783	2,071	1,009.94	48765
Veal....."	6,811	1,083.01	15910	8,069	1,290.19	15988	10,184	1,653.26	16233	5,314	827.94	1558
Lights....."	.....	3,938.04	.....	.....	4,116.28	.....	.....	4,472.72	.....	.....	4,764.15	.....
Coal.....tons.	713 190	5,899.93	827	7691 470	5,957.07	773	902 210	7,479.96	829	945 139	7,799.20	824
Wood.....cords	195 <sup>2</sup>	1,837.42	938	2200	651.44	8.04	56 <sup>1</sup>	586.77	10.45	56 <sup>3</sup>	547.12	9.64



Table Showing the Cost of Principal Stores at the Mass. General Hospital.

Articles.	1866.			1867.			1868.		
	Quantity.	Cost.	Average.	Quantity.	Cost.	Average.	Quantity.	Cost.	Average.
Beef, Sirloin.....lbs.	2,097	\$ 497.14	.2323	2,150	\$ 533.43	.2481	2,347	\$ 645.19	.275
"    for Soup....."	5,046	353.22	.07	5,392	377.44	.07	5,525	386.75	.07
"    Corned....."	3,228	403.50	.125	3,828	511.56	.1336	4,137	579.18	.14
"    Steak....."	3,030	647.39	.2136	4,045	924.37	.2285	3,890	915.37	.2353
"    Ribs....."	5,681	908.96	.16	5,648	899.33	.1592	5,968	1,002.62	.168
"    Mutton....."	6,512	803.78	.1234	6,928	996.91	.1439	6,506	958.66	.1473
"    Poultry....."	3,902	1,202.01	.308	3,944	1,137.84	.2885	3,978	1,189.64	.299
"    Butter....."	7,134	3,132.55	.4391	8,223	3,597.56	.4375	7,517	3,451.31	.459
"    Eggs.....doz	1,448	496.78	.343	1,490	483.35	.3244	1,459	491.11	.3366
"    Flour.....bbls	23	339.71	14.77	34	544.00	16.00	34	496.75	14.61
"    Bread.....lbs	32,521	2,317.91	.0712	33,588	2,616.80	.0779	30,223	2,247.52	.0743
"    Ice.....tons.	82.9	475.00	5.73	50½	252.50	5.00	37¾	151.00	4.00
"    Sugar.....lbs.	7,867	1,084.29	.1378	8,700	1,200.60	.1380	7,931	1,110.20	.14
"    Tea....."	929	881.18	.9485	947	468.42	.4925	923	833.25	.9027
"    Milk.....qts.	25,357	1,845.66	.0728	31,545	2,208.15	.07	34,076	2,385.32	.07
"    Potatoes.....bush.	374	426.36	1.14	560	616.00	1.10	480	639.08	1.33

Table Showing the Cost of Principal Stores at the Mass. General Hospital.—Continued.

Articles.	1869.			1870.			1871.		
	Quantity.	Cost.	Average.	Quantity.	Cost.	Average.	Quantity.	Cost.	Average.
Beef, Sirloin.....lbs.	2,922	\$ 800.46	.2739	3,932	\$1,061.64	.27	5,582	\$1,465.28	.262
" for Soup....."	6,140	429.80	.07	5,592	391.44	.07	5,852	366.92	.063
" Corned....."	4,161	582.54	.14	4,196	587.44	.14	5,251	674.22	.128
" Steak....."	4,687	1,113.76	.2376	5,601	1,318.13	.2353	5,960	1,311.20	.22
" Ribs....."	5,985	984.02	.1644	6,113	978.08	.16	6,822	1,011.00	.148
Mutton....."	7,605	993.07	.136	8,716	1,180.66	.1354	8,700	1,185.81	.136
Poultry....."	3,926	1,186.60	.3022	3,835	1,096.90	.286	4,942	1,331.37	.269
Butter....."	7,690	3,343.31	.4347	8,287	3,300.10	.3982	8,695	3,141.50	.361
Eggs.....doz.	1,924	640.19	.33½	1,749	531.33	.3038	2,454	689.08	.281
Flour.....bbls.	24	263.50	.10.98	34	315.52	9.28	32	301.44	9.42
Bread.....lbs.	35,195	2,367.36	.0672	33,793	2,196.54	.06½	37,110	2,189.50	.059
Ice.....tons.	43¾	175.00	4.00	58	475.60	8.20	57¾	236.78	4.10
Sugar.....lbs.	8,770	1,228.19	.14	9,393	1,122.46	.1195	9,043	1,038.00	.117
Ten....."	1,161	933.55	.8041	443	328.80	.7422	967	705.91	.73
Milk.....qts.	39,216	2,725.20	.0695	42,028	2,912.68	.0693	42,826	2,925.00	.068
Potatoes.....bush.	627	522.85	.8338	685	641.84	.937	590	666.70	1.13

Table Showing the Cost of Principal Stores at the Mass. General Hospital.—Continued.

Articles.	1872.				1873.				1874.			
	Quantity.	Cost.	Average.		Quantity.	Cost.	Average.		Quantity.	Cost.	Average.	
Beef, Sirloin.....lbs.	5,720	\$1,587.20	.277		8,717	\$2,353.59	.27		6,761	\$1,798.56	.266	
" for Soup....."	4,680	257.40	.055		3,755	206.52	.055		4,855	267.02	.055	
" Corned....."	5,200	572.00	.11		6,960	765.60	.11		5,633	626.23	.11	
" Steak....."	6,120	1,178.10	.192		6,320	1,264.00	.20		6,520	1,304.00	.20	
" Ribs....."	6,585	921.90	.14		6,666	933.24	.14		7,020	982.80	.14	
Mutton....."	5,694	654.81	.115		4,323	540.37	.125		4,923	590.76	.12	
Poultry....."	4,636	1,182.18	.255		8,971	2,233.77	.249		7,928	1,803.62	.227	
Butter....."	8,609	2,970.53	.345		8,881	3,357.45	.378		7,969	3,161.03	.397	
Eggs.....doz	2,855½	837.37	.293		3,241	959.05	.299		3,300	869.00	.263	
Flour.....bbls	33	356.95	10.817		32	370.00	11.562		30	318.00	10.60	
Bread.....lbs.	38,908	2,139.94	.055		42,023	2,311.26	.055		40,654	2,235.97	.055	
Ice....."....."	85½	341.00	4.00		108¾	434.92	4.00		108¾	733.80	6.75	
Sugar....."....."	10,659	1,190.25	.112		13,416	1,408.68	.105		9,687	951.01	.098	
Tea....."	930	660.53	.71		1,208	773.48	.61		621	324.13	.522	
Milk.....qts	44,442	3,110.94	.07		59,841	4,122.38	.069		58,023	4,121.14	.071	
Potatoes.....bush	601	504.84	.84		599	628.95	1.05		591	605.77	1.025	



OFFICERS OF THE INSTITUTION.

1875.

---

HENRY B. ROGERS, . . . . . *President.*  
NATHANIEL THAYER, . . . . . *Vice-President.*  
J. THOMAS STEVENSON, . . . . . *Treasurer.*  
THOMAS B. HALL, . . . . . *Secretary.*

---

TRUSTEES.

SAMUEL ELIOT, . . . . . *Chairman—44 Brimmer Street.*  
JAMES M. BEEBE, . . . . . *30 Beacon Street.*  
CHARLES V. BEMIS, . . . . . *Medford, Mass.*  
E. FRANCIS BOWDITCH, . . . . . *Framingham, Mass.*  
CHARLES R. CODMAN, . . . . . *57 Marlboro Street.*  
CHARLES H. DALTON, . . . . . *33 Commonwealth Avenue.*  
EDMUND DWIGHT, . . . . . *60 State Street.*  
GEORGE S. HALE, . . . . . *39 Court Street.*  
SAMUEL G. HOWE, . . . . . *20 Bromfield Street.*  
HENRY P. KIDDER, . . . . . *40 State Street.*  
ROBERT H. STEVENSON, . . . . . *44 Kilby Street.*  
SAMUEL D. WARREN, . . . . . *67 Mt. Vernon Street.*

---

BOARD OF CONSULTATION.

JOHN JEFFRIES, M.D.	H. I. BOWDITCH, M.D.
EDWARD REYNOLDS, M.D.	D. H. STORER, M.D.
JOHN B. S. JACKSON, M.D.	CHARLES E. WARE, M.D.
WINSLOW LEWIS, M.D.	JOHN E. TYLER, M.D.
C. E. BROWN-SÉQUARD, M.D.	

## OFFICERS OF THE HOSPITAL.

NORTON FOLSOM, M.D. . . . .	<i>Resident Physician.</i>
GEORGE C. SHATTUCK, M.D. . . . }	} <i>Visiting Physicians.</i>
FRANCIS MINOT, M.D. . . . .	
CALVIN ELLIS, M.D. . . . .	
SAMUEL L. ABBOT, M.D. . . . .	
BENJAMIN S. SHAW, M.D. . . . .	
GEORGE G. TARBELL, M.D. . . . }	} <i>Visiting Surgeons.</i>
HENRY J. BIGELOW, M.D. . . . .	
SAMUEL CABOT, M.D. . . . .	
GEORGE H. GAY, M.D. . . . .	
RICHARD M. HODGES, M.D. . . . }	
ALGERNON COOLIDGE, M.D. . . . }	
CHARLES B. PORTER, M.D. . . . }	} <i>Physicians to Out-Patients.</i>
DAVID H. HAYDEN, M.D. . . . }	
WILLIAM L. RICHARDSON, M.D. . . }	
EDWARD N. WHITTIER, M.D. . . . }	
HENRY TUCK, M.D. . . . . }	} <i>Surgeons to Out-Patients.</i>
JOHN COLLINS WARREN, M.D. . . . }	
HENRY H. A. BEACH, M.D. . . . }	
THOMAS B. CURTIS, M.D. . . . }	} <i>Physician to Out-Patients with diseases of the Skin.</i>
JAMES C. WHITE, M.D. . . . }	
JAMES J. PUTNAM, M.D. . . . }	} <i>Physician to Out-Patients with diseases of the Nervous System.</i>
FREDERICK I. KNIGHT, M.D. . . . }	
FREDERICK I. KNIGHT, M.D. . . . }	} <i>Physician to Out-Patients with diseases of the Throat.</i>
OLIVER F. WADSWORTH, M.D. . . . }	
OLIVER F. WADSWORTH, M.D. . . . }	} <i>Ophthalmic Surgeon to Out-Patients.</i>
CHARLES WILSON, D.M.D. . . . .	
CHARLES WILSON, D.M.D. . . . .	} <i>Dentist.</i>
REGINALD H. FITZ, M.D. . . . }	
REGINALD H. FITZ, M.D. . . . }	} <i>Microscopist, and Curator of the Pathological Cabinet.</i>
EDWARD S. WOOD, M.D. . . . .	
EDWARD S. WOOD, M.D. . . . .	} <i>Chemist.</i>
HENRY P. QUINCY, M.D. . . . .	
HENRY P. QUINCY, M.D. . . . .	} <i>Artist.</i>
WILLIAM F. WHITNEY, . . . }	
WILLIAM F. WHITNEY, . . . }	} <i>Medical House-Pupils, for 1874.</i>
CLAUDIUS M. JONES, . . . }	

WALTER ELA. . . . .	} <i>Surgical House-Pupils, for</i> 1874.
GEORGE STEDMAN, . . . . .	
WILLIAM A. DUNN, . . . . .	
SAMUEL HOWE, . . . . .	
MISS G. L. STURTEVANT, . . . . .	<i>Matron.</i>
CHARLES A. CLOUGH, . . . . .	<i>Apothecary.</i>

## OFFICERS OF THE McLEAN ASYLUM.

GEORGE F. JELLY, M.D. . . . .	<i>Superintendent.</i>
JAMES H. WHITTEMORE, M.D. . . . .	<i>1st Assistant Physician.</i>
CHARLES E. WOODBURY, M.D. . . . .	<i>2nd Assistant Physician.</i>
WILBUR F. SANBORN, . . . . .	<i>Medical Student and Apothecary.</i>
GEORGE W. WHITTLE, . . . . .	<i>Steward.</i>
MRS. ABBY M. WHITTLE, . . . . .	<i>Matron.</i>
ELBRIDGE S. UPHAM, . . . . .	} . . . . . <i>Supervisors.</i>
MISS LUCIA E. WOODWARD, . . . . .	

## STANDING COMMITTEES.

*On Finance.*

MESSRS. BEEBE AND KIDDER.

*On Accounts and Expenditures.*

MESSRS. CODMAN AND STEVENSON.

*On Free-Beds.*

MESSRS. BOWDITCH AND HOWE.

*On the Book of Donations.*

MR. BEMIS.

*On the Warren Fund and Library.*

MESSRS. ELIOT AND HALE.

*On Repairs.*

MESSRS. DALTON, DWIGHT, AND WARREN.

*On Admitting Patients.*

MESSRS. BEEBE, WARREN, AND DWIGHT.

## VISITING COMMITTEE.

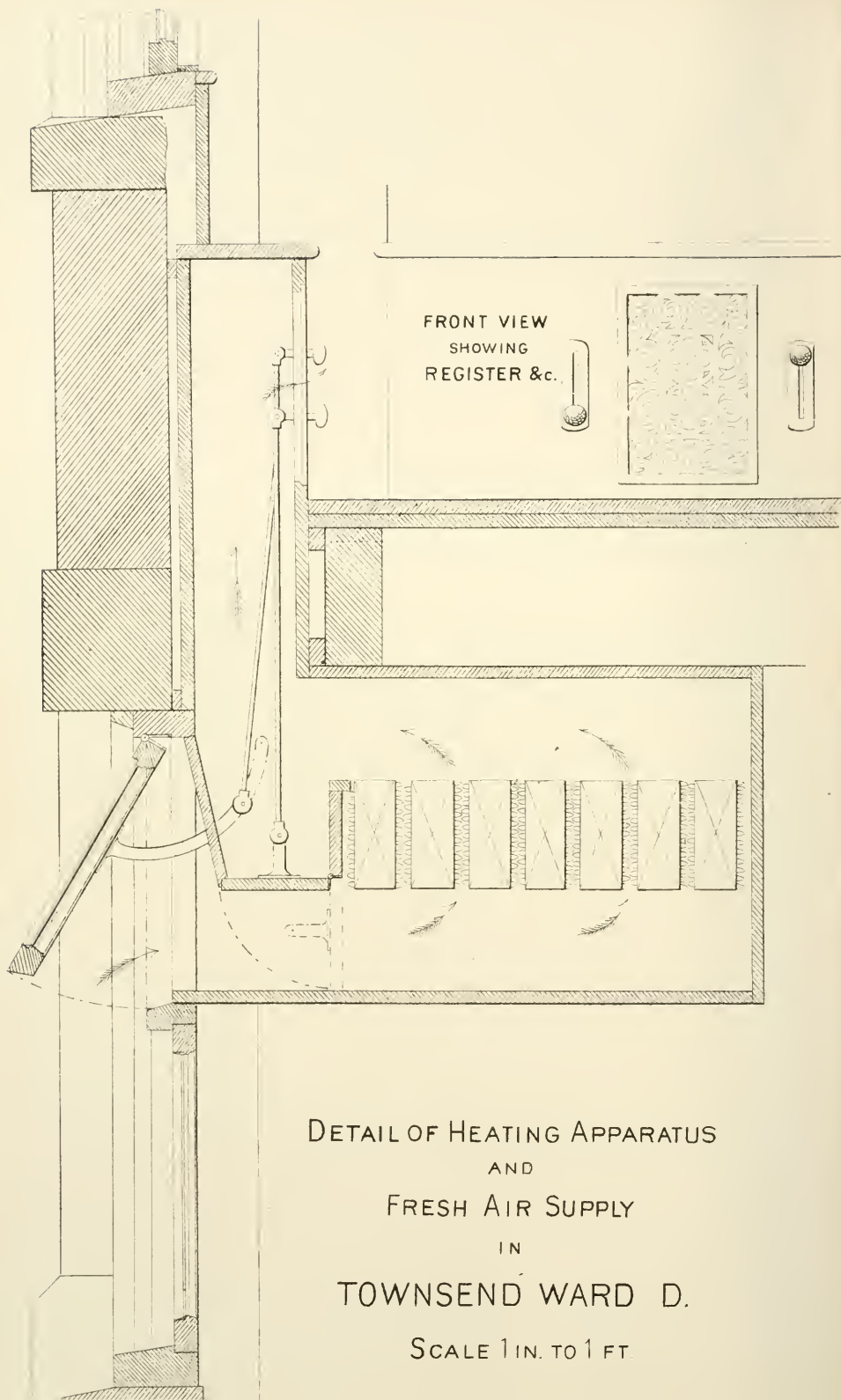
February and August, . . .	MESSRS. KIDDER AND STEVENSON.
March and September, . . .	“ BEEBE AND CODMAN.
April and October, . . .	“ DWIGHT AND ELIOT.
May and November, . . .	“ BOWDITCH AND DALTON.
June and December, . . .	“ HALE AND WARREN.
January and July, . . .	“ BEMIS AND HOWE.

## LADIES' VISITING COMMITTEE.

January, . . .	MRS. SAMUEL ELIOT, MRS. J. THOMAS STEVENSON.
February, . . .	MRS. STEVENSON, MISS ELIZA GOODWIN.
March, . . .	MISS GOODWIN, MISS LOUISA P. LORING.
April, . . .	MISS LORING, MRS. ROBERT H. STEVENSON.
May, . . .	MRS. R. H. STEVENSON, MISS SERAFINA LORING.
June, . . .	MISS S. LORING, MRS. HENRY B. ROGERS.
September, . . .	MRS. ROGERS, MISS E. C. GRAY.
October, . . .	MISS GRAY, MRS. S. D. WARREN.
November, . . .	MRS. WARREN, MRS. C. H. DALTON.
December, . . .	MRS. DALTON, MRS. SAMUEL ELIOT.







FRONT VIEW  
SHOWING  
REGISTER &c.

DETAIL OF HEATING APPARATUS  
AND  
FRESH AIR SUPPLY  
IN  
TOWNSEND WARD D.

SCALE 1 IN. TO 1 FT.



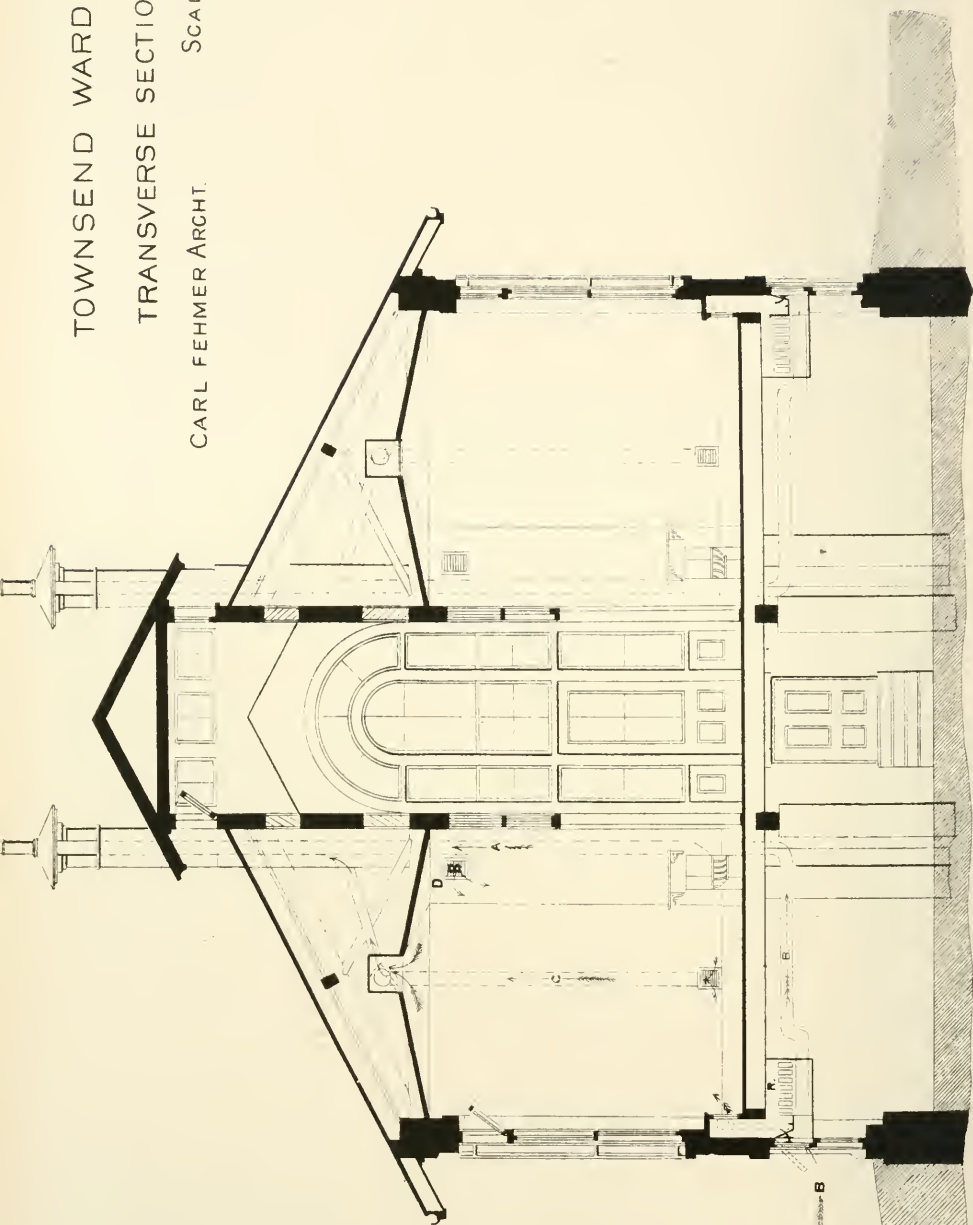
- A. IRON SMOKE PIPE
- B. FRESH AIR.
- C. VENTILATION
- D. DIAPHRAGM.
- R. STEAM RADIATOR.

TOWNSEND WARD D

TRANSVERSE SECTION

CARL FEHMER ARCHT.

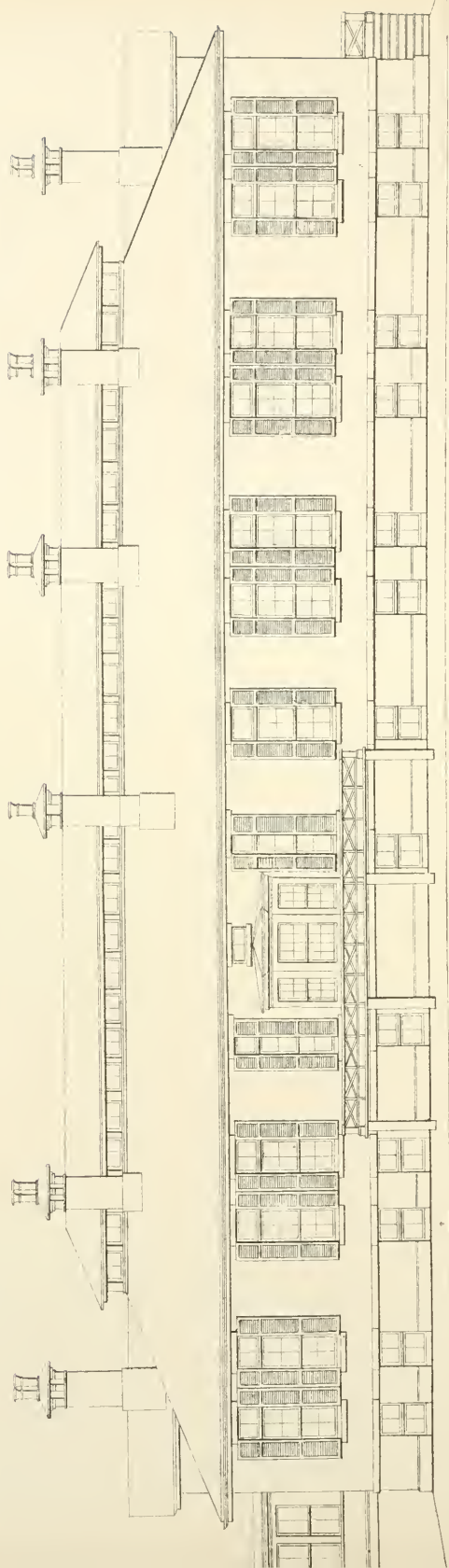
SCALE 8 FT.





# TOWNSEND WARD D.

BUILT IN 1875.



## SIDE ELEVATION

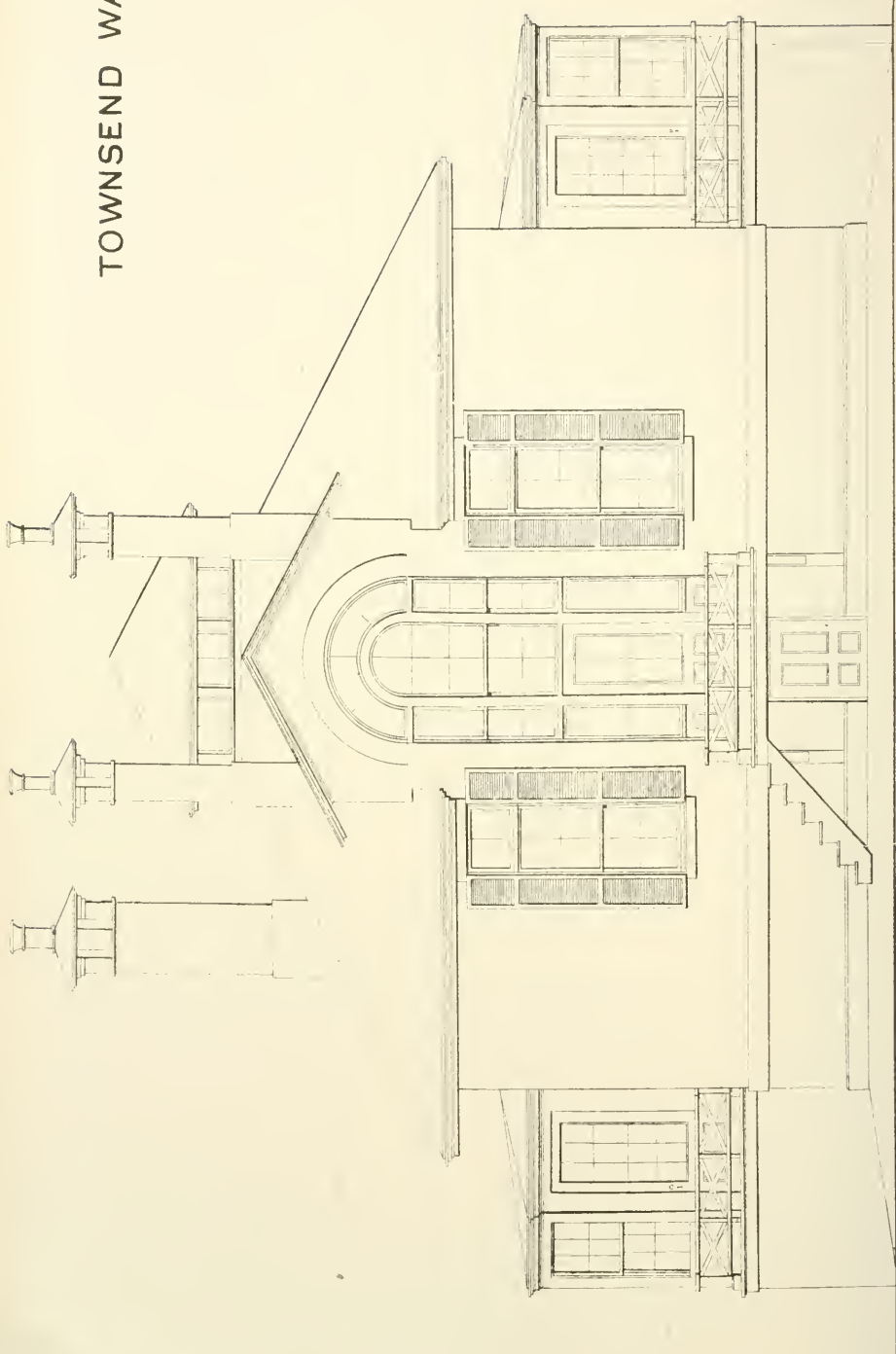
CARL FEHMER ARCHT.

*J.M. DANIELS LITH. BOSTON.*

SCALE 16 FT. TO 1 IN.



TOWNSEND WARD D.



END ELEVATION

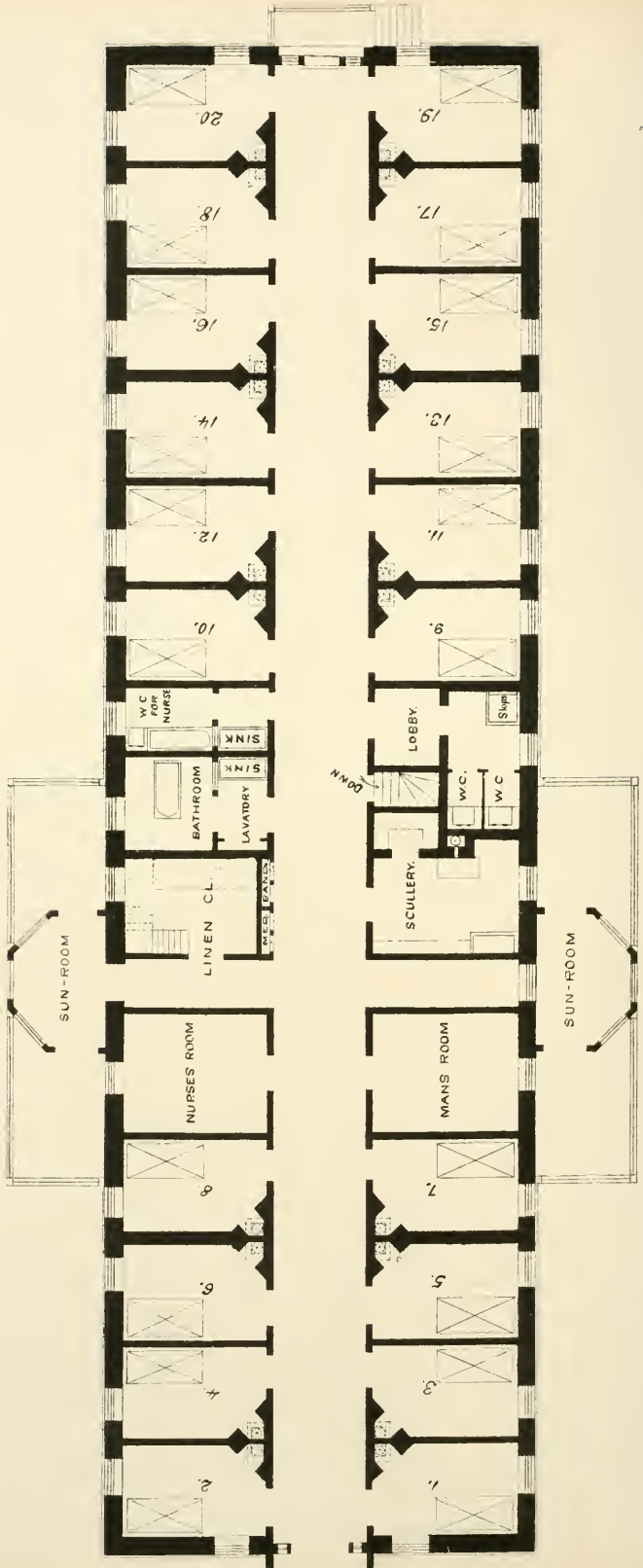
CARL FEHMER ARCHT.

SCALE 8 FT. TO 1 IN.





TOWNSEND WARD D  
 BUILT IN 1875.



FLOOR PLAN

CARL FEHMER ARCHT.

SCALE 1/16 FT. TO 1 IN

SIXTY-SECOND  
ANNUAL REPORT  
OF THE  
TRUSTEES  
OF THE  
MASSACHUSETTS  
GENERAL HOSPITAL,  
1875.

---

BOSTON:  
1876.  
JAMES F. COTTER & CO., PRINTERS,  
14 STATE STREET.



REPORT OF THE TRUSTEES  
OF THE  
MASSACHUSETTS GENERAL HOSPITAL,  
For the Year 1875.

---

THE Committee of the Trustees appointed to prepare the Annual Report of the Board to the Corporation, to whom the accounts of the Treasurer and the Reports of the other officers have been referred, respectfully submit the

SIXTY-SECOND ANNUAL REPORT.

The Trustees have been called upon to regret the loss of a third of the number of the Board, as composed in 1874; of the Rev. Dr. George E. Ellis and Dr. Samuel G. Howe, appointed by the Governor, Charles R. Codman, Esq., and James M. Beebe, Esq. All of these gentlemen had served the Institution with diligence and fidelity. Dr. Ellis had performed a special service of interest and value in continuing Mr. Bowditch's History of the Hospital, to the year 1872, and the Board expressed their regret that circumstances "should have deprived the State of so worthy a representative, the Corporation of so experienced a servant, and his associates of so accomplished a co-worker."

The record of the services and fame of Dr. Howe as a philanthropist, is part of the history of his country and the Trustees express their gratification

that this Institution shares the honor of an association with his name. Mr. Beebe was the senior member of the Board, with which he had been connected since his election in 1860, and its records commemorate the "long and faithful attention which he has given to the work in which they have been associated with him, the sagacity of his counsels, the perseverance of his labors, the liberality of his gifts;" while the Book of Donations preserves the record of the generous bequest which will keep his name on the list of our benefactors.

Charles V. Bemis, Esq., was appointed by the Governor of the Commonwealth, in place of Dr. Ellis. Charles J. Morrill and Peter C. Brooks, Esquires, were respectively elected by the Board to fill the vacancies occasioned by the resignation of Mr. Codman and the death of Mr. Beebe.

Dr. John Jeffries declined to accept the appointment as a member of the Board of Consultation on account of his age and health, and Dr. Algernon Coolidge resigned his position as one of the Visiting Surgeons. Dr. Charles B. Porter was elected a Visiting Surgeon in the place of Dr. Henry G. Clark, Dr. Thomas B. Curtis one of the surgeons to Out-patients in the place of Dr. Porter, and Charles P. Bancroft, medical student and Apothecary at the Asylum in the place of Wilbur F. Sanborn, resigned.

The accounts of the Treasurer for the year 1875, with proper vouchers for all payments made by him during the year, have been examined and found

correct. The evidences of property held by the Corporation, have also been examined and have been found to correspond with the statement of affairs.

The Report of the Treasurer, appended, exhibits the income, expenses and financial condition of the Institution. But the Trustees desire to express their grateful acknowledgments for the following Donations as well as to the subscribers for Free Beds.

#### DONATIONS.

Total received during year, . . . . .	\$15,237.83
To wit: a donation from Miss M. C. Bryant, in aid of construction of new Wards, . . .	\$ 500.00
Bequest of Miss M. Louisa Shaw, to be added, one-half to the "Miss Shaw Fund," at Hospital, and one-half to the "Amusement Fund" at Asylum, . . .	10,000.00
Contributions on Hospital Sunday, . . .	3,034.67
Bequest of M. P. Sawyer, in part received this year, as residuary legatee, . . .	1,703.16
	<hr/>
	\$15,237.83

Donations of acceptable medical and surgical apparatus, to which no money value is attached in the books of the Treasurer, have been received from Dr. H. J. Bigelow, Dr. J. Collins Warren and Dr. James Jackson Putnam.

Since the Treasurer's Accounts were closed, he has received notice from the executors of our late valued associate, James M. Beebe, Esq., that he had bequeathed to the Institution fifty thousand dollars, the income of which, he prescribes, shall be devoted annually to the support of Free Beds at the Hospital.

A new isolating ward (D) costing \$ 25,539.04 and containing twenty rooms for patients, a plan of which is prefixed to this Report, has been erected on the Hospital grounds and named the Townsend Ward, in recognition of the services of Dr. Solomon B. Townsend. The general features of this ward resemble those of the Bigelow Ward, (C) described in our last Report.

The use for patients of the building called the "New Brick," has been discontinued. The Trustees renew their acknowledgments of the acceptable services of the Visiting Committee of ladies, continued during the last year.

The Training School for Nurses has been continued with gratifying success under the Superintendence of Miss L. Richards, and an arrangement has been made to extend its usefulness, by gradually placing all the wards in the charge of the school under the Regulations, and at the pleasure of the Trustees.

The large number of out-patients, which has increased from 5,356 in 1865, to 16,993 in 1875 has attracted the attention of the Trustees. During the first six months of 1875 \$ 142.70 were received from out-patients. On the first of July, 1875, boxes were placed in their rooms in which they were invited to deposit contributions. Since that period the total payments by this class of patients, excluding the sums paid for fillings by dental patients, has amounted to \$ 124.75. Of these patients 5,568 during the year 1875, came from places other than Boston, and it becomes a question, how far gratuitous services at the



Hospital should be given, without limitation, or more thorough investigation into their resources, to distinguish the needy and deserving. The subject is under consideration, and it is thought proper that the attention of those who are interested in the Hospital, especially of its liberal benefactors, should be called to it.

During the past year twenty-eight bound volumes of new books, and about thirty of journals, have been added to the Treadwell Library, making the total number of volumes on the 31st day of December last, three thousand five hundred and twenty-seven. By the liberality of the surgeons and physicians, for the last two years, the services of a librarian have been provided, and, since this plan was adopted, no book has been lost, and the preservation of perfect files of the large number of journals subscribed for, has been in a great measure secured.

The General Library now numbers one thousand three hundred volumes, and contributions for the use of the patients of suitable books will be gladly received.

Eighty-two gift-books have been bought from the income of the Warren Fund, appropriated to the purchase of moral and religious books to be given to patients leaving the Hospital, and all but ten of them distributed.

The following short tables exhibit the comparative work of the Hospital and Asylum, for the past two years, with some other items, but reference is made for

more detailed information to the Reports of the Treasurer, the Resident Physician and Superintendent, as well as to the larger tables appended to this Report.

### HOSPITAL.

	1874.		1875.	
Number received during the year:—				
Paying.....	394		308	
Paying part.....	120		88	
Free.....	1,125	1,639	1,445	1,841
Number treated during the year:—				
Paying.....	429		336	
Paying part.....	120		88	
Free.....	1,251	1,800	1,565	1,989
Number discharged or died:—				
Well.....	946		1,032	
Much or in part relieved..	396		380	
Died.....	127		189	
Others.....	183	1,652	198	1,799
Number remaining Dec. 31, 1875:—				
Paying.....	28		26	
Free.....	120	148	164	190
Average.....		149		165½
Average time:—				
Paying weeks.....		2.73		2.82
Free weeks.....		5.64		5.18
Average cost per patient per week....		\$ 10.13		
Total number Out-patients treated:—				
Residents of Boston.....	10,153		11,485	
Residents of other places..	5,459	15,612	5,508	16,993
Total expenses .....		\$81,099.28		\$83,886.54

### ASYLUM.

	1874.	1875.
Number admitted.....	75	85
Number discharged.....	88	83
Whole number under care.....	236	233
Died.....	10	16
Much improved, etc.....	58	51
Recovered.....	20	16
Remaining at end of year.....	148	150
Average Number.....	159	156
Cost per patient per week.....	\$ 19.59	\$ 21.07

After prolonged inquiry and investigations in regard to a new site for the Asylum, the Trustees selected, and in June last purchased for \$75,000, a tract of land containing about 107 acres, in Belmont, about seven miles from Boston, on the Fitchburg Railroad, comprising part of Wellington Hill, so called, and belonging to the Waverly Land Company. Its situation is one of great beauty, elevated and salubrious. The greater part of the tract is now covered by a fine growth of trees and an apparently copious supply of water has been found in a convenient place. Further observation has tended to confirm their opinion that the selection and purchase were judicious. The ground has been partially cleared, surveys have been made, and studies of building plans prepared, but no buildings have been located and no plans adopted.

The pressure of the times compels the Trustees to seek a reduction of expenses, and although the cost of the Asylum of \$21.07 per week is not a large sum for the comforts and appliances supplied, including board, washing, medical care and prescriptions, with horses and carriages for driving, yet there are many patients, whose resources do not admit even of this expenditure, whom the Trustees are desirous to receive. The Asylum is not designed as a purely charitable institution, although some provision is made for assisting those of limited means, and the result to be sought in its management, is to provide every resource for comfort and restoration which the

means in their hands allow, for as large a number as possible, without an injurious economy, or unnecessary expenditure. Those who are able to pay should be called upon to pay a reasonable sum for the provision they receive, and the difficult office of graduating the charge made to those of insufficient means, whose circumstances seem to justify or require consideration, must be performed in the best manner possible. The Trustees look to that liberality which has never yet failed them for assistance and encouragement, in which the Institution, always in need of larger resources, is always rich.

GEO. S. HALE,  
 CHARLES H. DALTON, } *Committee.*

BOSTON, February 2, 1876.

REPORT OF THE TREASURER  
OF THE  
MASSACHUSETTS GENERAL HOSPITAL,  
For the Year 1875.

---

BOSTON, JANUARY 14TH, 1876.

*To the Board of Trustees,*

GENTLEMEN,—

I RESPECTFULLY submit to you herewith the Books of the Corporation and the annual accounts of each department of the Institution, made up to December 31st, 1875, with vouchers for all payments made by me during the last year, and with the evidences of all the property in my possession on the first day of January, 1876; and would ask that the same may be referred to a Committee of your Board for examination and for that Committee's report thereon to be submitted, with the accounts, to the Corporation at its annual meeting on the 2d day of February next.

The account of all receipts and payments of money by me will be found in detail on pages 48 to 60 inclusive, of the Cash Book.

The sum of the receipts having been	\$ 291,480.07
" " payments "	289,271.53
	_____

The Balance is deposited to the credit of	
this Corporation, . . . .	\$ 2,208.54

The other accounts are stated upon pages 40 to 51, inclusive, of the record of Annual Accounts, and they may be explained as follows:—

Page 40th.

THE EXPENSES OF THE HOSPITAL DEPARTMENT  
have been . . . . . \$ 83,886.54

Viz:—For Stores, . . . . .	\$ 30,537.84
Water, . . . . .	1,246.42
Fuel, . . . . .	4,313.25
Lights, . . . . .	2,103.60
Wages, . . . . .	22,938.58
Medicines, . . . . .	2,566.00
Wines and Liquors, . . . . .	2,830.60
Furniture, . . . . .	4,398.08
Repairs of Hospital, . . . . .	2,434.03
Surgical Instruments, . . . . .	1,506.94
Artificial Limbs, . . . . .	1,100.00
Libraries, . . . . .	661.59
Contingencies, . . . . .	443.20
Stationery, . . . . .	411.76
Salaries—House Officers, . . . . .	5,130.00
Half General Expenses, . . . . .	1,274.65
	<hr/>
	\$ 83,886.54

These outlays have been for accounts of

The Libraries, . . . . .	\$ 661.59
Wooden Legs, . . . . .	1,100.00
Free Beds, . . . . .	71,447.23
Paying Beds, . . . . .	10,677.72
	<hr/>
	\$ 83,886.54

The average number of patients for twelve months has been  $165\frac{1}{2}$  or  $16\frac{1}{2}$  more than for 1874.

The ordinary expenses of this department have been \$2,787.26 more than for 1874.

The cost of service rendered shows a decrease of about  $3\frac{1}{2}$  per cent. as compared with the same for 1874.

The average cost per patient per week has been \$9.72.

There has been paid since my last report, for the buildings and furniture of new wards A. B. C. and D., for the Allen Street house, for the new stables and sheds, and for grading and draining the Hospital yards, the sum of \$ 73,273.50; which together with \$ 28,500.00 advanced to these accounts in 1874, has been charged to the account of "Land and Buildings for Hospital," \$ 101,773.50 during the past year.

Page 49th.

FREE BEDS ACCOUNT, 1875.

The amount paid for Free Patients has been \$71,447.23

The amount received for them has been :

From year's income of F. Bed Funds, \$22,291.56	
“ Subscribers for this object, . . . 9,650.00	
	31,941.56

The deficiency has been drawn from the

General Fund, . . . . . \$ 39,505.67

The whole number of patients on free beds has been 1,565, averaging for the year 144; or 22 more than for the previous twelve months, showing an increase of about 15 $\frac{1}{4}$  per cent. The cost has been \$ 7,180.96 more than for the last year, showing an increase of about 11 1-6 per cent.

The income from Free Bed Funds and from Subscribers has been \$ 1,082.06 less than in 1874.

The burden of this best of all charities upon the General Fund has been \$ 8,263.02 heavier than it was in 1874.

No object of this Institution does more than this to alleviate the sufferings of the sick poor; or calls with

more plaintive tones for further aid from the benevolence of our fellow-citizens, upon which alone all the charities of this Institution rest.

Two names, which you have been accustomed to find upon the roll of subscribers for this charity will appear there no longer.

Mr. Joseph Peabody Gardner, a young gentleman who has been a cheerful contributor for many consecutive years, and Mr. Albert Fearing, whose devotion to the interests of many benevolent associations in this city is too well known to need recital, have passed away during the year.

Page 49th.

LIBRARY ACCOUNT, 1875.

The amount paid for books to be distributed and for preservation of Library has been . . . . .	\$ 661.59
The amount received for this purpose has been :	
The income of Treadwell Library Fund, . . . . .	\$ 377.00
The income of Warren Library Fund, . . . . .	160.00
	537.00
The deficiency has been drawn from the General Fund, . . . . .	\$ 124.59
	\$ 124.59

Page 49th.

ARTIFICIAL LIMB ACCOUNT, 1875.

The cost of Artificial Limbs furnished to 18 persons, who had submitted to amputation here, has been, . . . . .	\$ 1,100.00
The amount received for this purpose has been :	
The income of the Wooden Leg Fund, . . . . .	377.00
	377.00
The deficiency has been drawn from General Fund, . . . . .	\$ 723.00
	\$ 723.00



Page 41st.

## SUBSCRIPTIONS FOR FREE BEDS, 1875.

The amounts received from 78 annual  
donors have been . . . . . \$8,650.00

The amount received from 1 life donor has  
been . . . . . 1,000.00

\$ 9,650.00

William Amory.....	\$ 100.00	F. H. Peabody.....	\$ 100.00
J. & J. R. Coolidge.....	100.00	Miss M. C. Bryant.....	100.00
Wm. D. Pickman.....	100.00	N. W. Curtis, Guardian.....	100.00
Wm. Appleton.....	100.00	John C. Gray.....	100.00
Miss A. W. Davis.....	100.00	Ed. Wigglesworth.....	200.00
Miss Eunice Hooper.....	100.00	Miss Anne Wigglesworth.....	200.00
Ozias Goodwin.....	100.00	Miss Mary Wigglesworth.....	200.00
R. W. Hooper.....	100.00	Miss Jane Welles.....	100.00
T. J. Coolidge.....	100.00	Mrs. N. I. Bowditch.....	100.00
J. L. Gardner.....	100.00	Mrs. Theodore Chase.....	100.00
Geo. A. Gardner.....	100.00	Miss Ernestine May.....	100.00
R. C. Greenleaf.....	100.00	Miss Josephine May.....	100.00
Henry Woods.....	100.00	Miss Eliza Goodwin.....	100.00
Ignatius Sargent.....	100.00	Miss Lucy Goodwin.....	100.00
Henry B. Rogers.....	100.00	Henry Saltonstall.....	100.00
Theodore Lyman.....	100.00	Boston and Albany R. R. Co.	100.00
J. H. Wolcott.....	100.00	Mrs. Chas. Merriam.....	100.00
Samuel Eliot.....	100.00	Geo. W. Lyman.....	100.00
J. B. Glover.....	100.00	Mrs. M. B. Sigourney.....	100.00
H. P. Kidder.....	100.00	Boston Gas Light Co.....	100.00
Chas. L. Young.....	100.00	Boston and Maine R. R. Co.	100.00
Albert Fearing.....	100.00	Fitchburg R. R. Co.....	100.00
S. D. Warren.....	100.00	Mrs. J. E. Lodge.....	100.00
J. G. Cushing.....	100.00	Shepherd Brooks.....	100.00
Charles Amory.....	100.00	J. P. Squire.....	100.00
Geo. O. Hovey.....	100.00	Moses Williams.....	100.00
J. Amory Lowell.....	100.00	Union Railway Co.....	200.00
N. Thayer.....	500.00	Providence R. R. Co.....	100.00
F. Gordon Dexter.....	100.00	G. F. Parkman.....	100.00
P. C. Brooks.....	100.00	Humane Society of Mass.....	200.00
Geo. Higginson.....	100.00	J. L. Little.....	100.00
P. C. Brooks, Jr.....	100.00	J. P. & J. L. Gardner, Jr..	100.00
S. G. Snelling.....	100.00	Wm. Endicott, Jr.....	100.00
Samuel Johnson.....	100.00	Wm. S. Appleton.....	100.00
Wm. W. Tucker.....	100.00	Mrs. S. S. Fay.....	100.00
James Parker.....	100.00	Boston and Lowell R. R. Co.	100.00
Martin Brimmer.....	100.00	Ezra Farnsworth.....	100.00
Mrs. Geo. Ticknor.....	50.00	C. H. Dalton.....	100.00
Miss C. A. Brewer.....	100.00	James Davis.....	100.00
D. R. Whitney.....	1,000.00		
	<u>\$5,250.00</u>		<u>\$ 4,400.00</u>

which amount has been credited to the Free  
Beds Account, 1875. . . . . \$ 9,650.00

Page 40th.

THE EXPENSES OF THE ASYLUM DEPARTMENT	
have been . . . . .	\$ 165,660.47
Viz:—For Stores, . . . . .	\$ 64,804.38
Wages, . . . . .	33,933.48
Fuel, . . . . .	10,437.98
Furniture, . . . . .	12,373.58
Repairs, . . . . .	12,595.13
Medicines, . . . . .	3,969.35
Stationery, . . . . .	549.77
Lights, . . . . .	4,562.47
Diversions, . . . . .	7,567.89
Library, . . . . .	300.00
Contingencies, . . . . .	3,965.63
Salaries, House Officers, . . . . .	9,326.14
General Expenses, . . . . .	1,274.67
	<u>\$ 165,660.47</u>

These outlays have been for account of:

Patients, who have been charged for board at rates equal to or more than cost, . . . . .	\$ 41,618.95
Patients who have been charged for board at rates less than cost, . . . . .	124,041.52
	<u>\$ 165,660.47</u>

The average number of patients in the house for twelve months has been 151.

The average cost of each patient has been \$ 21.07 per week.

The ordinary expenses of this department for 1875 have been \$ 3,726.36 more than for the preceding year. There has been paid, since my last report, for land for new site, \$ 80,178.65 ; and there has been received on the same account \$ 4,855.35. No outlay has been made on Land and Buildings at Somerville other than those which have been charged to current repairs.

Page 49th.

## BENEFICIARIES AT ASYLUM, 1875.

The amount expended for patients at  
Asylum who have paid less than cost,  
average number 113, has been . . . \$124,041.52

The amounts received on their account  
have been:

From Patients—for 5,886 4-7 weeks'	
board, . . . . .	\$ 73,918.75
The income of the Appleton Fund, .	2,262.75
"    "    Mrs. Austin Fund, .	377.00
"    "    Kittridge Fund, .	414.70
"    "    Amusement Fund, .	377.00
"    "    ½ Bromfield Fund, .	1,508.00
"    "    ½ Jas. Read Fund, .	75.40
"    "    ½ McGregor Fund, .	377.00
"    "    ½ Templeton Fund, .	377.00
	79,687.60

The deficiency has been drawn from the

General Fund, . . . . . \$44,353.92

The change recently made by you, in respect to the admission of patients at the Asylum and the fixing the rates for board to be actually charged to each, has in addition to its manifest economical advantages enabled the treasurer to make accurate entries upon the books of the Corporation of the amounts disbursed each quarter in aid of beneficiaries in this department. I submit herewith for your inspection a quarterly record, in a book for this purpose, of the names of the persons, who have enjoyed the benefit of the several funds with the extent thereof. Should this record be

hereafter continued in its present form, it will enable the Trustees to show the exact disposal, which they may have made of the income derived from each of the restricted funds, which shall have been designated by their founders for this branch of the Institution.

Page 45th.

BOARD ACCOUNT, 1875.

The amount received for board of patients

has been . . . . . \$ 165,684.61

as follows:—ASYLUM DEPARTMENT.

From Patients at rates more than cost.

1st Qr.,	40 for	500	weeks,	\$ 20,186.20
2nd "	41 "	501 2-7	"	20,229.93
3rd "	41 "	490 3-7	"	19,684.25
4th, "	41 "	484 4-7	"	19,768.87
<u>1,976 2-7 weeks.</u>				<u>\$ 79,869 25</u>

From patients at rates less than cost.

1st Qr.,	119 for	1,351 5-7	weeks,	\$ 18,031.46
2nd "	134 "	1,502 4-7	"	20,108.65
3rd "	136 "	1,575 6-7	"	18,076.23
4th "	128 "	1,456 3-7	"	17,702 41
<u>5,836 4-7 weeks,</u>				<u>\$ 73,918.75</u>
				<u>\$ 153,788.00</u>

HOSPITAL DEPARTMENT.

From patients, 424, paying in whole or in part:

1st Qr.,	Av. No.	22 for	282 6-7	weeks,	\$ 2,531.09
2nd "	"	23 "	259	"	3,746.32
3rd "	"	18 "	237	"	2,475.29
4th "	"	23 "	302 2-7	"	3,143.91
<u>1,121 1-7 weeks,</u>				<u>11,896.61;</u>	

which sum has been credited to the account

of Income and Expenses, 1875, . . . \$ 165,684.61

The average weekly rate of board received from patients at Asylum has been \$19.56.

The average weekly rate received from patients at Hospital has been \$10.61.

The receipts from this source, as compared with those for 1874, show a decrease of \$7,049.31—viz: at the Asylum \$5,395.45—at the Hospital \$1,653.86. It is proper to state that this decrease of net receipts may be accounted for by the large amount of old balances remitted by the Trustees during the year 1875.

The whole amount received this year from patients in both departments has been \$83,862.40 *less than the sum of the expenses paid on their account*—viz:—at Asylum \$11,872.47—at Hospital \$71,989.93. The only sources from which this deficiency has been supplied, are the charitable impulses of benevolent individuals in this community. The demand upon these reliable sources will be much increased hereafter by the additional accommodations for patients which you have furnished at the Hospital. The occupation of the new wards for a part of the year has already had the effect of increasing the average number of free patients from 117 for the last quarter of 1874 to 161 for the last quarter of 1875.

Page 46th.

DONATIONS, LEGACIES, ETC., 1875.

The amount received during the year has  
 been . . . . . \$15,237.83

*Amount brought forward,* . . . \$15,237.83

Viz:—A donation from Miss M. C. Bryant in aid of construction of new wards, . . . . . \$ 500.00

Bequest of Miss M. Louisa Shaw, to be added, one-half to the Miss Shaw Fund at Hospital, and one-half to the Amusement Fund at the Asylum, . . . . . 10,000.00

Contributions on Hospital Sunday, . . . . . 3,034.67

Bequest of M. P. Sawyer in part, received this year as residuary legatee, . . . . . 1,703.16

---

\$ 15,237.83 ;

---

There have been credited to the accounts of

The Miss Shaw Fund, . . . . \$ 5,000.00

“ Amusement Fund, . . . . 5,000.00

“ General Fund, . . . . . 5,237.83

---

\$ 15,237.83

---

Donations of acceptable medical and surgical apparatus, to which no money value is attached in these books, have been received from Dr. H. J. Bigelow, Dr. J. Collins Warren and Dr. Jas. Jackson Putnam.

Since these accounts were closed I have received notice from the Executors of the will of your late valued associate, James M. Beebe, Esq., to the effect that their testator had devised to this Institution the sum of fifty thousand dollars, the income of which, that friend prescribes, shall be devoted annually to the support of free beds at the Hospital.

Pages 42d, 43d.

## DISTRIBUTIVE INCOME ACCOUNT, 1875.

The amount received as income of investments has  
 been . . . . . \$ 67,570.90

Viz:—Interest on Annuities, . . . . .	\$ 10,895.21
Dividends on Insurance Stock, . . . . .	5,000.00
Interest on City Bonds, . . . . .	12,518.72
Interest on Railroad Bonds, . . . . .	2,000.00
Dividends on Railroad Stocks, . . . . .	999.00
Interest on U. S. Bonds, . . . . .	186.69
Interest on State Bonds, . . . . .	2,125.19
Dividends on Manuf'g Stocks, . . . . .	2,300.00
Dividends on National Bank Stocks, . . . . .	4,083.18
Net Rents of Real Estate, . . . . .	24,353.04
Interest on Notes and Mortgages . . . . .	3,109.87
	<hr/>
	\$ 67,570.90 ;
	<hr/>

and this amount has been carried  
 to the credit of the several  
 Funds and accounts for which  
 the investments are held,

Viz:—Sundry Restricted Funds, . . . . .	\$ 59,813.26
Redman Annuitants, . . . . .	936.00
Miss Joy Annuitants, . . . . .	700.00
The General Fund, . . . . .	6,121.64
	<hr/>
	\$ 67,570.90
	<hr/>

The sum of the receipts on this account for 1875 has  
 been \$ 3,289.04 less than for the previous year. This  
 diminution is to be attributed not so much to the  
 depression of business as to the amount transferred  
 during the year from productive to unproductive in-  
 vestments.

## Page 44th.

## ACCOUNTS OF THE RESTRICTED FUNDS, 1875.

TITLES OF FUNDS.	OBJECTS.	Balances Jan. 1st, 1875.	Received to Dec. 31, 1875.	Expended to Dec. 31, 1875.	Balances Jan. 1, 1876.
The Redman Fund.....	General, except Buildings.	\$455,113.34	\$39,348.55	\$39,348.55	\$ 455,113.34
Warren Prize Fund.....	Prizes.....	2,394.66	173.39	25.00	2,543.05
Treadwell Library Fund...	Care of Library.....	5,000.00	377.00	377.00	5,000.00
Warren Library Fund.....	Books.....	1,084.69	75.40	160.00	1,000.00
Bowditch History Fund...	Publication.....	4,075.29	207.26	0.00	4,382.55
Wooden Leg Fund.....	Artificial Limbs.....	5,000.00	377.00	377.00	5,000.00
Miss Joy Fund.....	Annuitants and Free Beds.	20,000.00	1,300.00	1,300.00	20,000.00
Redman Annuities.....	Annuitants.....	15,600.00	936.00	936.00	15,600.00
Surgical Instrument Fund.	Special Instruments.....	1,656.02	94.25	0.00	1,750.27
Belknap Fund.....	Free Beds.....	10,000.00	754.00	754.00	10,000.00
W. Phillips Fund.....	" ".....	5,000.00	377.00	377.00	5,000.00
J. D. Williams Fund.....	" ".....	13,000.00	2,000.00	2,000.00	13,000.00
Miss Townsend Fund.....	" ".....	11,486.50	866.08	866.08	11,486.50
Bromfield Fund.....	Asylum and Free Beds, $\frac{1}{2}$ ea.	40,000.00	3,016.00	3,016.00	40,000.00
Waldo Fund.....	Free Beds.....	40,000.00	3,016.00	3,016.00	40,000.00
Miss Brimmer Fund.....	" ".....	5,000.00	377.00	377.00	5,000.00
Wilder Fund.....	" ".....	12,000.00	904.80	904.80	12,000.00
Miss Sever Fund.....	" ".....	500.00	37.70	37.70	500.00
Miss Shaw Fund.....	" ".....	500.00	5,037.70	37.70	5,500.00
Thompson Fund.....	" ".....	500.00	37.70	37.70	500.00
Miss Tucker Fund.....	" ".....	3,312.37	249.75	249.75	3,312.37
Mrs. Davis Fund.....	" ".....	900.00	67.86	67.86	900.00
Loring Fund.....	" ".....	5,000.00	377.00	377.00	5,000.00
B. R. Nichols Fund.....	" ".....	6,000.00	452.40	452.40	6,000.00
J. C. Gray Fund.....	" ".....	1,000.00	75.40	75.40	1,000.00
Dowse Fund.....	" ".....	5,000.00	377.00	377.00	5,000.00
Todd Fund.....	" ".....	5,000.00	377.00	377.00	5,000.00
J. Phillips Fund.....	" ".....	10,000.00	754.00	754.00	10,000.00
B. D. Greene Fund.....	" ".....	5,000.00	377.00	377.00	5,000.00
Percival Fund.....	" ".....	950.00	71.63	71.63	950.00
Pickens Fund.....	" ".....	1,676.75	126.42	126.42	1,676.75
Treadwell Fund.....	" ".....	33,703.91	2,918.27	2,918.27	33,703.91
Raymond Fund.....	" ".....	2,820.00	212.62	212.62	2,820.00
C. Harris Fund.....	" ".....	1,000.00	75.40	75.40	1,000.00
W. P. Mason Fund.....	" ".....	9,400.00	708.76	708.76	9,400.00
Sawyer Fund.....	" ".....	7,000.00	527.89	527.89	7,000.00
J. L. Gardner Fund.....	" ".....	20,000.00	1,508.00	1,508.00	20,000.00
B. T. Reed Fund.....	" ".....	1,000.00	75.40	75.40	1,000.00
Wm. Reed Fund.....	" ".....	5,233.92	394.69	394.69	5,233.92
Jas. Read Fund.....	Asylum and Free Beds, $\frac{1}{2}$ ea.	2,000.00	150.80	150.80	2,000.00
John Parker Fund.....	Free Beds.....	10,000.00	754.00	754.00	10,000.00
Appleton Fund.....	Asylum.....	30,010.00	2,262.75	2,262.75	30,010.00
McGregor Fund.....	Asylum and Free Beds, $\frac{1}{2}$ ea.	10,000.00	754.00	754.00	10,000.00
Mrs. Austin Fund.....	Asylum.....	5,000.00	377.00	377.00	5,000.00
Kittridge Fund.....	".....	5,500.00	414.70	414.70	5,500.00
Amusement Fund.....	".....	5,000.00	5,377.00	377.00	10,000.00
Miss Rice Fund.....	Free Beds.....	5,000.00	377.00	377.00	5,000.00
Templeton Fund.....	Asylum and Free Beds, $\frac{1}{2}$ ea.	10,000.00	754.00	754.00	10,000.00
Mrs. J. H. Rogers Fund...	Free Beds.....	1,177.50	88.78	88.78	1,177.50
		\$ 860,594.86	\$ 71,449.26	\$ 60,583.96	\$ 871,060.16
			Principal.....		\$ 867,933.99
			Income.....		3,126.26



The income *only* of these “restricted funds” can be expended annually by the Corporation for the several purposes prescribed by the benefactors, who have founded them.

The principal of each is invested in income-producing assets. The sum of the principal has been increased during the past year by the bequest of Miss M. Louisa Shaw and is now \$ 867,933.90—of which \$ 348,600.00 are invested in specific securities designated by the donors, and \$ 519,333.90 are invested in securities designated by the Trustees,—they have enjoyed an income for .1875 at the rate of 6  $\frac{5}{8}$  per cent. for the former and of 7  $\frac{5}{16}$  per cent. for the latter. The whole amount to the credit of these funds is \$ 871,060.16.

Page 45th.

THE GENERAL FUND.

1875, Jan. 1, By Balance.		
	Amount of this fund, . . .	\$935,956.08
“ Dec. 31, “	Donation from Miss M. C. Bryant,	500.00
“ “ “	Amount received from Hospital	
	Life Insurance Co. . . . .	10,000.00
“ “ “	Collections on Hospital Sunday,	3,034.67
“ “ “	Part of bequest of M. P. Sawyer	1,703.16
“ “ “	Net income of investments, this	
	account, . . . . .	5,468.31
“ “ “	To amount contributed	
	to expenses, . . \$ 14,889.44	
1876, Jan. 1, To Balance.		
	Present amount of this	
	fund, . . . . .	941,772.78
		<hr/>
		\$956,662.22 \$956,662.22
		<hr/>

The principal of this fund, \$941,772.78, is at the present time invested as follows:—In securities producing income, \$ 9,751.95—in assets producing no income, \$932,020.83.

The amount of this fund has been increased during the year by \$ 5,816.70.

Page 48th.

INCOME AND EXPENSE ACCOUNT, 1875.

The expenses have been:—

HOSPITAL DEPARTMENT.

For Cost of 1,565 Free Patients 7,508 4-7 weeks,	\$ 71,447.23
“ “ 424 Paying do 1,121 “	10,677.72
“ “ Artificial Limbs to 18 persons, . .	1,100.00
“ “ Books, etc., for Library, . . . .	661.59
	<hr/>
	\$ 83,886.54

ASYLUM DEPARTMENT,

For Cost of Patients at Somerville:—

Average number 151, 7,862 6-7 weeks, . . .	165,660.47
	<hr/>
<i>Total Expenses, 1875,</i> . . . . .	<u>\$ 249,547.01</u>

The Income has been:—

From Free Bed Funds, . . . . .	\$ 22,291.56
Library Funds, . . . . .	537.00
Wooden Leg Funds, . . . . .	377.00
Asylum Funds, . . . . .	5,768.85
Redman Fund, . . . . .	30,348.55
Subscribers for Free Beds, . . . . .	9,650.00
Board at Hospital, . . . . .	11,896.61
Board at Asylum, . . . . .	153,788.00
	<hr/>
<i>Total Income, 1875,</i> . . . . .	<u>\$ 234,657.57</u>

The Deficiency has been drawn

From the General Fund, . . . . .	14,889.44
	<hr/>
	<u>\$ 249,547.01</u>

The expenses have been \$ 6,513.62 more than for 1874.

The income has been \$ 9,107.70 less than for the previous year; and the burden upon the General Fund has been \$ 15,621.32 heavier than in 1874; in which year this account contributed \$ 731.88 to that Fund.

Pages 46th, 47th.

LEDGER BALANCES, DECEMBER 31ST, 1875.

DEBITS:—Sundry accounts, . . .	\$1,882,837.94
VIZ:—Unproductive, . . .	\$ 1,005,152.09
Productive of income, . . .	877,685.85
	<hr/>
	\$ 1,882,837.94
	<hr/> <hr/>

CREDITS:—Sundry accounts, . . .	\$1,882,837.94
VIZ:—Funds, . . . . .	\$ 1,812,832.94
Debts, . . . . .	70,005.00
	<hr/>
	\$ 1,882,837.94
	<hr/> <hr/>

Pages 50th, 51st.

STATEMENT OF AFFAIRS OF THE CORPORATION,  
JANUARY 1ST, 1876.

The Corporation holds the following property:—

1st. Sundries producing no income, . . .	\$1,005,152.09
For Asylum at Somerville, . . .	\$ 526,498.88
Hospital in Boston, . . .	476,439.67
General Purposes, . . . . .	2,213.54
	<hr/>
	\$ 1,005,152.09
	<hr/> <hr/>

*Amount carried forward, . . . . .* \$1,005,152.09

<i>Amount brought forward,</i>	. . . . .	\$1,005.152.09
2nd. Sundries producing income,	. . . . .	877,685.85
Viz:—Annuities Receivable,	\$. 170,000.00	
Bonds of the City of Boston,	196,000.00	
Insurance Stock,	. . . . . 50,000.00	
Railroad Bonds,	. . . . . 31,000.00	
Railroad Stock,	. . . . . 31,665.00	
U. States Bonds,	. . . . . 1,500.00	
Bonds of State of Mass.	. . . . . 37,000.00	
Manufacturing Stock,	. . . . . 40,085.00	
National Bank Stock,	. . . . . 38,334.75	
Real Estate in Boston,	. . . . . 274,501.10	
Notes and Mortgages,	. . . . . 7,600.00	
		<u>\$ 877,685.85</u>
		<u>\$ 1,882,837.94</u>

These assets are held for the following accounts:—

1st. Sundry Restricted Funds,	. . . . .	\$871,060.16
For Free Beds at Hospital,	. . . . .	\$ 289,160.95
General Purposes, except		
buildings,	. . . . . 455,113.34	
Annuitants,	. . . . . 25,600.00	
Beneficiaries at Asylum,	. . . . . 81,510.00	
Wooden Legs at Hospital,	. . . . . 5,000.00	
Warren Prizes,	. . . . . 2,543.05	
Publication of History,	. . . . . 4,382.55	
Libraries,	. . . . . 6,000.00	
Surgical Instruments,	. . . . . 1,750.27	
		<u>\$ 871,060.16</u>

2nd. The Debts of the Corporation,	. . . . .	\$ 70,005.00
3rd. The General Fund,	. . . . .	941,772.78
		<u>\$ 1,882,837.94</u>

It will be observed that the amount invested in securities producing income has been reduced nearly to the level of the amounts due to the several restricted funds, the principal of which the Corporation is bound to keep invested in such form as will enable it to apply the income of them to the various purposes prescribed by their founders. In view of the probabilities of future outlay for buildings, it would seem necessary that the means therefor should be provided either from sale of some of the land now included in "unproductive assets," or from the increase of the debt of the Corporation to the full amount of the outlay. Should the latter course be adopted the future annual expenses will be enhanced in amount by the interest payable on the debt, without any corresponding source of income.

With great respect,

J. THOMAS STEVENSON,  
*Treasurer.*

*Table of the Income and Expenses of the Hospital*

INCOME.

Year.	Board of Patients at		Free-Bed Funds and Subscriptions	Funds for other Char- ities at		Total Income of	
	Hospital.	Asylum.		Hospital.	Asylum.	Hospital.	Asylum.
1862	\$5,853.89	\$65,182.65	\$17,175.62	\$414.15	\$4,106.69	\$23,443.66	\$69,289.34
1863	6,312.25	67,130.07	17,311.70	695.30	4,514.46	24,319.25	71,644.53
1864	7,714.54	96,960.53	18,832.22	648.21	4,118.29	27,194.97	101,078.82
1865	14,847.27	111,377.98	32,329.06	717.35	4,883.90	47,893.68	116,261.88
1866	14,977.44	125,457.64	23,843.74	1,082.64	7,035.18	39,903.82	132,492.82
1867	16,717.68	134,416.01	27,480.37	1,146.20	5,579.02	45,344.25	139,995.03
1868	14,671.45	127,893.29	27,913.05	1,320.00	5,144.00	43,904.50	133,037.29
1869	13,426.70	140,292.63	30,420.08	1,165.00	4,992.07	45,011.78	145,284.70
1870	12,003.83	141,793.86	31,944.08	807.00	4,659.27	44,754.91	146,453.13
1871	11,078.69	136,194.35	40,311.06	1,042.32	5,031.17	52,432.07	141,225.52
1872	11,162.39	138,310.03	41,894.16	1,511.00	5,687.31	54,567.55	143,997.34
1873	15,490.94	138,619.52	31,936.22	1,873.00	5,935.33	49,300.16	144,554.85
1874	13,550.47	159,183.45	33,023.62	2,076.60	6,049.78	48,650.69	165,233.23
1875	11,896.61	153,788.00	31,941.56	914.00	5,768.85	44,752.17	159,556.85

EXCESS OF EXPENSES

Year.	Average cost per week per Patient.		Cost over Board.	
	Hospital.	Asylum.	Hospital.	Asylum.
1862	\$6.04	\$7.27	\$36,260.92	\$6,640.81
1863	6.66	6.98	41,109.46	2,170.56
1864	8.38	9.76	52,445.01	4,523.85
1865	9.86	12.49	43,121.53	9,507.86
1866	13.88	12.30	53,809.36	558.19
1867	11.28	13.84	44,291.54	....
1868	12.74	16.51	52,893.02	14,642.07
1869	10.14	14.21	48,811.90	....
1870	10.05	13.83	50,811.01	....
1871	9.96	15.80	52,447.68	9,996.88
1872	10.10	16.93	59,547.91	14,917.57
1873	10.29	19.23	72,435.94	26,404.27
1874	10.13	19.59	67,548.81	2,750.66
1875	9.72	21.07	71,989.93	11,872.47
14 years.....			\$747,524.02	\$103,985.19

and Asylum for Fourteen years—1862 to 1875.

### ORDINARY EXPENSES.

Year.	Cost of Paying Patients.	Cost of Free Patients.	Other Charities.	Total Expenses of	
	Hospital.	Hospital.	Hospital.	Hospital.	Asylum.
1862	\$6,628.65	\$35,072.01	\$414.15	\$42,114.81	\$71,823.46
1863	6,151.27	40,575.14	695.30	47,421.71	69,300.63
1864	10,224.81	49,286.53	648.21	60,159.55	101,484.38
1865	23,119.62	34,131.83	717.35	57,968.80	120,885.84
1866	30,086.08	37,538.12	1,162.60	68,786.80	126,015.83
1867	26,086.67	33,758.02	1,164.53	61,009.22	133,844.14
1868	23,663.50	42,481.71	1,419.26	67,564.47	142,535.36
1869	20,128.86	40,736.44	1,373.30	62,238.60	138,132.02
1870	15,844.35	46,087.42	883.05	62,814.82	134,339.63
1871	15,266.51	47,126.12	1,133.74	63,526.37	146,191.23
1872	12,664.70	56,537.74	1,497.86	70,700.30	153,327.60
1873	16,681.66	69,109.97	2,135.29	87,926.92	165,023.79
1874	14,198.41	64,266.27	2,634.60	81,099.28	161,934.11
1875	10,677.72	71,447.23	1,761.59	83,886.54	165,660.47

### OVER BOARD, ETC.

Year.	Outlay for Land and Buildings.		Charges upon the Several Funds.	
	Hospital.	Asylum.	Hospital.	Asylum.
1862	....	\$15,996.13	\$36,260.92	\$22,636.94
1863	....	13,400.00	41,109.46	15,570.56
1864	....	30,779.36	52,445.01	35,303.21
1865	....	15,252.18	43,121.53	24,760.04
1866	....	....	53,809.36	558.19
1867	\$31,862.00	40,000.00	76,153.54	40,000.00
1868	26,160.39	....	79,053.41	14,642.07
1869	....	....	48,811.90	....
1870	....	....	50,811.01	....
1871	28,740.85	....	81,188.53	9,996.88
1872	....	20,244.74	59,547.91	35,162.31
1873	18,740.02	239.52	91,175.96	26,643.79
1874	50,522.21	6,937.17	118,071.02	9,687.83
1875	73,273.50	75,323.30	145,263.43	87,195.77
14 y'rs.	\$229,298.97	\$218,172.40	\$976,722.99	\$322,157.59





REPORT OF THE RESIDENT PHYSICIAN  
OF THE  
MASSACHUSETTS GENERAL HOSPITAL,  
For the Year 1875.

Number of Patients in the Hospital, January 1st, 1875.

Paying, 28.       : :       Free, 120.       : :       Total, 148.

Admitted to the Hospital from January 1, 1875, to January 1, 1876.

	Males.	Females.	Total.
Patients paying board, . . . . .	226	82	308
“ “ “ part of the time, . . . . .	63	25	88
“ entirely free, . . . . .	863	582	1445
	<hr style="width: 50%; margin: 0 auto;"/>	<hr style="width: 50%; margin: 0 auto;"/>	<hr style="width: 50%; margin: 0 auto;"/>
	1152	689	1841

		Medical.	Surgical.
Male, . . . . .	(Boys, 99)	461	691
Female, . . . . .	(Girls, 43)	391	298
		<hr style="width: 50%; margin: 0 auto;"/>	<hr style="width: 50%; margin: 0 auto;"/>
		852	989

Of these 3 paid \$42 per week; 42 paid \$35; 5 paid \$28; 45 paid \$21; 1 paid \$17.50; 2 paid \$14; 10 paid \$10.50; 276 paid \$7; and 12 paid \$4.50.

Whole number of patients treated during the year:—paying, 336; paying part of the time, 88; free, 1565:—total, 1989.

	Discharged during the year.				
	Medical.	Surgical.	Mal. s.	Females.	Total.
Well, . . . . .	355	677	654	378	1032
Much relieved, . . . . .	91	35	72	54	126
Relieved, . . . . .	157	97	145	109	254
Not relieved, . . . . .	70	8	57	21	78
Not treated, . . . . .	42	58	63	37	100
Dead, . . . . .	103	86	128	61	189
Insane and cloped, . . . . .	6	14	15	5	20
	824	975	1134	665	1799

Number of Patients Remaining, December 31, 1875.

Males, . . . . .	111	Females, . . . . .	79	Total, . . . . .	190
Paying, . . . . .	26	Free, . . . . .	164		
Medical, . . . . .	110	Surgical, . . . . .	80		

Proportion of deaths to the whole number of results, 10.51 per cent.

Number of patients received on account of accidents, 285.

The greatest number of paying patients at any one time, was 31; in private rooms, 13; the greatest number of free patients, 176; the greatest total was 199. The least number of paying patients at any one time, 11; in private rooms, 1; the least free, 108; the least total, 132. The proportion of ward beds occupied by free patients, was 90 per cent.; by paying patients, 10 per cent.; about 25 per cent. of the paying patients occupied private rooms.

The average number of patients was 165½: males, 101½; females, 64.

The average number of paying patients was  $21\frac{1}{2}$ ; 12 Americans;  $9\frac{1}{2}$  Foreigners.

The average number in private rooms was 5.63.

The average number of free patients was 144; 60 Americans; 84 Foreigners.

The average time of paying patients was 2.82 weeks; and that of free patients, 5.18 weeks.

Residence.	
Boston, . . . . .	837
Massachusetts, (excepting Boston,) . . . . .	910
Maine, . . . . .	32
New Hampshire and Ver- mont, . . . . .	35
Rhode Island and Con- necticut, . . . . .	12
Other States, . . . . .	14
British Provinces, . . . . .	1

Birthplace.	
Boston, . . . . .	128
Massachusetts, (excepting Boston,) . . . . .	390
Maine, . . . . .	108
New Hampshire, . . . . .	53
Vermont, . . . . .	26
Rhode Island and Con- necticut, . . . . .	20
New York, . . . . .	22
Southern and Western States, . . . . .	52
British Provinces, . . . . .	180
Great Britain, . . . . .	126
Ireland, . . . . .	619
Germany, . . . . .	29
Norway and Sweden, . . . . .	38
France, . . . . .	8
Western Islands, . . . . .	19
Denmark, . . . . .	3
Italy, . . . . .	2
Switzerland, . . . . .	4
Other places, . . . . .	14
Total Americans, . . . . .	799
Total Foreigners, . . . . .	1042

Occupation.					Paying.	Free.	Partial Payment.
Males.							
Mechanics,	.	.	.	.	72	308	21
Laborers,	.	.	.	.	23	243	10
Farmers,	.	.	.	.	15	19	4
Minors,	.	.	.	.	18	106	9
Seamen,	.	.	.	.	11	29	5
Clerks,	.	.	.	.	25	34	3
Teamsters,	.	.	.	.	1	35	3
Traders,	.	.	.	.	26	23	5
Servants,	.	.	.	.	9	58	1
Lawyers,	.	.	.	.	2	1	
Clergymen,	.	.	.	.	1		
Physicians,	.	.	.	.	2	2	
Merchants,	.	.	.	.	12		
Students,	.	.	.	.	2	2	1
Other Professions,	.	.	.	.	7	3	1
					<u>226</u>	<u>863</u>	<u>63</u>

Total males, 1,152. Of these 63 were in private rooms.

					Paying.	Free.	Partial Payment.
Females.							
Domestics,	.	.	.	.	8	296	7
Minors,	.	.	.	.	7	45	4
Wives,	.	.	.	.	48	139	10
Widows,	.	.	.	.	7	38	1
Seamstresses,	.	.	.	.	6	25	1
Spinsters,	.	.	.	.	4	7	
Operatives,	.	.	.	.	2	30	1
Teachers,	.	.	.	.		2	
Clerks,	.	.	.	.			1
					<u>82</u>	<u>582</u>	<u>25</u>

Total females, 689. Of these 35 were in private rooms.

Twenty per cent. of the free patients were female domestics; seventeen per cent. were laborers; twenty-one per cent. were mechanics; and ten per cent. were children.

Admission		Refused.	
Phthisis,(Consumption,) .	61	Paralysis, . . . .	38
Syphilis, . . . .	50	Epilepsy, . . . .	8
Chronic Ulcers, . . .	41	Cancer, . . . .	8
Scrofula and Abscess, .	13	Uterine, . . . .	18
Insanity and Delirium		Injuries, . . . .	30
Tremens, . . . .	39	Of Skin, . . . .	18
Hip and Spine Disease, .	18	Contagious, . . . .	17
Debility and Senility, .	36	Other diseases, . . .	77
Dropsy, . . . .	18		—
Chronic Rheumatism, .	26	Total, . . . .	516

Male, . . . .	299	American, . . . .	208
Female, . . . .	217	Foreign, . . . .	308

Residents of Boston, . . . .	244
"      " Massachusetts, . . . .	250
"      " Other places, . . . .	22

## . Out-patients.

Number of new patients, . . . . .		16,993
Men, . . . . .	5,086	Women, . . . . . 8,536
Children, . . . . .		3,371
Americans, . . . . .	9,232	Foreigners, . . . . . 7,761
Residents of Boston, . . . . .	11,485	Of other places, . . . . . 5,508

Medical Department for Women, . . . . .	3,133
“ “ Men and Children, . . . . .	2,511
Surgical Department, . . . . .	3,299
Ophthalmic Department, . . . . .	303
Dental “ . . . . .	5,512
Department for Diseases of the Skin, . . . . .	1,073
“ “ “ Nervous System, . . . . .	258
“ “ “ Throat, . . . . .	904
Total attendance, . . . . .	35,458
Average daily attendance, . . . . .	116

Of the Surgical cases, there were :

Fractures and Dislocations, 248	Felons, . . . . .	106
Wounds, . . . . . 226	Tumors, . . . . .	371
Sprains and other Injuries, 260	Diseases of Hip and Spine, . . . . .	112
Abscesses, . . . . . 277	Diseases of Knee, . . . . .	120
Ulcers, . . . . . 118	Genito-Urinary, . . . . .	215
Hernia, . . . . . 53	Club-foot, . . . . .	27

Of the Dental patients, 2,275 had 3,588 teeth filled ; 2,448 had 4,313 teeth extracted.

Liberal donations of books and magazines, surgical instruments, clothing, fruit and flowers, and dinners on Holidays, for the patients, during the year, are gratefully acknowledged.

The Boston Young Men's Christian Union, by giving carriage rides to a large number of women and children, in pleasant weather, have aided their recovery while affording them a great and unusual pleasure.

Respectfully submitted,

NORTON FOLSOM,

*Resident Physician.*

TO THE BOARD OF TRUSTEES, }  
BOSTON, JANUARY 14, 1876. }

# THE AMBULANCE

OF THE

## MASSACHUSETTS GENERAL HOSPITAL,

Accompanied by a Medical Officer, will be despatched to any point north of Dover and Berkeley Streets, for the conveyance of cases of *accident*, or *urgent sudden sickness, not contagious*, to this Hospital, or elsewhere, upon notice from a Physician, the Police, or other responsible source, subject to the approval of the undersigned.

In cases requiring gratuitous treatment, no charge will be made.

By order of the Board of Trustees.

NORTON FOLSOM, M. D.,

*Resident Physician,*

*Mass. Gen. Hospital, Blossom St.*



## THE WARREN TRIENNIAL PRIZE.

---

The Trustees of the Massachusetts General Hospital give notice that the next Warren Prize, amounting to somewhat less than \$400, will be awarded to the author of the best essay, considered worthy of a premium, on any subject in Physiology, Surgery, or Pathological Anatomy, embodying original researches.

Each essay should be accompanied with a sealed envelope containing the author's name and address, and be sent to the undersigned on or before February 1, 1877.

NORTON FOLSOM,  
*Resident Physician,*  
*Massachusetts General Hospital.*

BOSTON, September 1, 1874.



FIFTY-EIGHTH ANNUAL REPORT  
OF THE  
SUPERINTENDENT OF THE MCLEAN ASYLUM FOR THE INSANE,  
TO THE  
TRUSTEES OF THE MASS. GENERAL HOSPITAL.  
JANUARY 1, 1876.

*To the Trustees of the Massachusetts General Hospital.*

GENTLEMEN,—

During the year, two hundred and thirty-three persons—one hundred and twenty-two males and one hundred and eleven females—have been under treatment.

Eighty-five persons—forty-seven males and thirty-eight females—have been *admitted*.

Eighty-three—forty-eight males and thirty-five females—have been *discharged*, and the number remaining to-day is one hundred and fifty—seventy-four males and seventy-six females.

The weekly average number of patients has been one hundred and fifty-six.\*

Sixty-nine of those received were recent cases, and sixteen were thought incurable at time of admission.

Sixteen of those discharged—seven males and nine females—were *recovered*.

---

\* Including an average of five away on trial.

Twenty-two—fifteen males and seven females—were *much improved*.

Nineteen—eleven males and eight females—were *improved*.

Ten—six males and four females—were *not improved*.

Sixteen—nine males and seven females—have *died*.

Three of the deaths were from General Paralysis, two from Paralysis, three from the exhaustion of Acute Mania, one from Typhomania, one from Chronic Mania with Diarrhœa, one from Chronic Mania with Empyema, one from Chronic Mania with Paralysis, one from the exhaustion of Chronic Mania, one from the exhaustion of Acute Melancholia, one from Phthisis, and one from a desperate attempt at suicide, made before the patient was admitted to the Asylum.

Two male patients who died, had been inmates of the Asylum thirty-six and thirty-four years respectively, and with one exception were our oldest residents.

We have been spared from any painful accident and have had but little physical illness, independent of the debility attending severe progressive mental disease and the exhaustion of acute excitement.

No marked change in the Asylum routine, and no incidents have occurred demanding special notice. We have endeavored by games, dancing parties, concerts, readings, and a variety of other amusements ;

and especially by an abundance of exercise, by walking or riding in the open air, to relieve monotony, and to hasten recovery.

We wish the patients to feel that the Asylum is a curative institution and not to an unnecessary degree a place of restraint, and we give to every one all the liberty consistent with health and safety.

We have had one concert by the Mendelssohn Quintette Club, weekly concerts in the open air, during a portion of the summer season, by a German Band, and on Christmas eve a fine entertainment of vocal and instrumental music by a quartette of Swedes.

On Christmas night, Mr. George B. Ford entertained us with Dickens' Christmas Carol and other appropriate selections, and on two previous occasions has given our patients much pleasure in listening to his readings.

We are under obligations to the Apollo Club of Boston, who have again favored us with one of their delightful concerts; to Mrs. Quincy Shaw, for beautiful flowers which have come every week to cheer our patients; to Dr. Walker and his Board of Directors for excursions in Boston Harbor; to Messrs. Breck & Sons, who never neglect to send us tickets to the Horticultural Exhibitions; and to the ladies who have helped us in our social entertainments.

Mr. Wilbur F. Sanborn, our Apothecary, graduated in June, at the Harvard Medical School and immediately entered upon the duties of Assistant Physician, at the New Hampshire Asylum for the Insane, at

Concord. He was succeeded by Mr. Charles P. Bancroft.

With this exception, the staff of Resident Officers remains unchanged, and my sincere thanks are due to all my associates, for their earnest and cordial co-operation and their devotion to the interests of the Asylum.

To Dr. Tyler we are indebted for many valuable consultations.

I would tender my grateful acknowledgments to the gentlemen of the Board of Trustees, for the continued kindness, friendly indulgence, and uniform support, which I have received during the year now closed.

GEORGE F. JELLY,  
*Superintendent.*

McLEAN ASYLUM FOR THE INSANE, }  
Somerville, 1st January, 1876. }

## RECAPITULATION

FOR THE YEAR ENDING DECEMBER 31ST, 1875.

---

	Males.	Females.	Total.
In the House January 1st, 1875, . . . . .	75	73	148
Received in the year, . . . . .	47	38	85
	<hr/>	<hr/>	<hr/>
Total, . . . . .	122	111	233
Discharged in the year, . . . . .	48	35	83
	<hr/>	<hr/>	<hr/>
	74	76	150

Weekly average number of patients, 156.





*Table of Admissions, Discharges, and Results, at the McLean Asylum, from its opening, October 6, 1818, to December 31, 1875, inclusive.*

YEARS.	Admitted.	Discharged	Whole No. under care.	Died.	Much improved, etc.	Recovered	Remaining at end of year.	Average No. of Patients.
1818-20	102	75	125	6	47	22	50	-
1821	47	46	74	3	33	10	28	-
1822	64	50	92	5	31	14	42	-
1823	73	61	115	2	39	20	54	-
1824	53	56	107	5	28	23	51	-
1825	59	56	110	8	27	21	54	-
1826	47	46	101	5	21	20	55	-
1827	58	56	113	5	17	34	57	-
1828	77	65	134	5	37	23	69	-
1829	73	77	142	9	42	26	65	-
1830	82	78	147	10	34	34	69	-
1831	83	84	152	8	46	30	68	-
1832	94	98	162	10	45	43	64	-
1833	103	100	167	8	50	42	67	-
1834	108	95	174	7	47	41	80	-
1835	83	84	163	11	28	45	77	-
1836	106	112	183	10	38	64	71	-
1837	120	105	191	8	25	72	86	80
1838	138	131	224	12	45	74	93	95
1839	132	117	225	10	38	69	108	112
1840	155	138	263	13	50	75	125	128
1841	157	141	283	11	55	75	142	135
1842	129	138	271	15	43	80	133	143
1843	126	126	260	18	45	63	134	131
1844	158	140	292	20	52	68	152	146
1845	119	120	271	13	33	74	151	149
1846	148	126	299	9	52	65	173	164
1847	170	170	343	33	50	87	173	172
1848	143	155	316	23	50	82	155	171
1849	160	137	321	15	58	64	184	177
1850	173	157	357	28	51	78	200	201
1851	164	173	364	29	69	75	191	195
1852	145	135	336	15	48	72	201	200
1853	114	120	315	17	45	58	195	194
1854	120	120	315	16	45	59	195	195
1855	123	126	318	24	46	56	192	192
1856	149	145	341	19	58	68	196	195
1857	141	159	337	28	60	71	178	191
1858	155	147	333	25	50	72	186	187
1859	131	142	317	28	53	61	175	185
1860	121	109	296	24	46	39	187	185
1861	111	110	298	23	33	54	188	193
1862	82	94	270	18	37	39	176	190
1863	94	69	270	13	20	36	201	191
1864	101	107	302	27	38	42	195	200
1865	82	85	277	17	33	35	192	186
1866	103	98	295	29	23	46	197	197
1867	89	108	286	27	36	45	178	186
1868	92	94	270	23	37	34	176	166
1869	108	100	284	18	31	51	184	187
1870	79	85	263	12	40	33	178	187
1871	75	81	253	13	47	21	172	178
1872	93	101	265	23	63	15	164	173
1873	92	95	256	13	63	19	161	165
1874	75	88	236	10	58	20	148	159
1875	85	83	233	16	51	16	150	156
	6064	5914		852	2387	2675		



Table of Applications, Admissions, etc., for Fourteen Years,—1862-1875.

Years.	Applications.		Admissions. American.		Admissions. Foreign.		Not Admitted.	Discharged, cured, relieved, or improved.	Percentage of same, on Admissions.		Died.	Accidents.	Whole number under care in the year.	No. of Free patients.	Paying all the time.	Paying part of the time.	Greatest total number at any one time.	Least total at any one time.	Average.		Greatest number at any one time.	Average number in weeks.	Out Patients.								
	Hospital.	Asylum.	Hospital.	Asylum.	Hospital.	Asylum.			Hospital.	Asylum.									Hospital.	Asylum.				Hospital.	Asylum.	Hospital.	Asylum.	Hospital.	Asylum.	Hospital.	Asylum.
1862	1888	1611	82	718	81	893	1	277	1274	75	79.08	92.6	101	18	271	1751	270	1349	441	11	166	193	190	133	45	2.1	4.3	4800			
1863	2061	1648	94	648	92	1000	2	403	1315	86	79.18	59.5	162	13	282	1793	270	1468	308	17	158	206	191	135	29	3.4	4.0	4697			
1864	1932	1593	101	654	99	945	2	333	1306	80	8.168	79.1	130	27	242	1749	302	1388	350	11	157	208	110	192	198	200	139	33	3.2	4.4	5619
1865	1430	1193	82	571	80	628	2	231	997	68	8.315	82.9	104	17	140	1347	277	687	592	68	164	195	88	131	113	186	137	72	8.7	4.8	5356
1866	1328	1120	103	542	100	587	3	208	969	69	8.17	66.9	93	29	132	1224	295	556	623	45	109	203	78	192	95	197	62	58	3.4	5.1	5608
1867	1419	1206	89	558	88	648	1	213	958	81	79.43	91.0	94	27	113	1301	286	676	601	24	126	200	72	172	104	186	77	62	3.4	4.3	4553
1868	1174	1265	92	604	92	661	0	209	1015	71	80.03	77.1	85	23	98	1373	218	840	502	31	132	181	69	160	102	163	97	56	3.0	3.5	5294
1869	1633	1360	108	631	108	709	0	243	1123	82	80.03	75.9	107	18	93	1217	284	930	563	24	139	196	90	177	118	187	98	55	3.4	4.3	6353
1870	1706	1302	79	584	76	718	3	404	1083	73	83.20	92.4	85	12	140	1427	342	958	439	30	137	195	98	181	120	187	106	45	8.4	4.8	8767
1871	1781	1427	75	649	75	778	0	354	1143	52	80.09	69.3	109	13	178	1537	253	1056	456	25	154	187	91	167	122	178	126	43	3.1	3.9	9792
1872	1815	1547	93	665	88	882	5	268	1271	52	82.15	55.9	120	23	259	1701	295	1289	393	16	160	179	97	163	135	173	132	42	3.1	4.3	11878
1873	1958	1550	92	640	85	910	7	408	1201	64	77.48	69.5	186	13	291	1706	256	1195	441	64	187	171	129	158	156	165	156	44	3.3	6.0	13517
1874	2153	1639	75	713	68	826	7	514	1342	54	81.88	72	127	10	234	1800	236	1251	394	120	183	167	111	144	149	159	146	41	2.7	5.6	15612
1875	2357	1841	85	739	72	1022	13	516	1412	57	76.70	67	189	16	285	1989	233	1565	336	88	199	165	132	145	166	156	176	31	2.8	5.2	13693

Table Showing the Cost of Principal Stores at the McLean Asylum.

Articles.	1861.			1865.			1866.			1867.		
	Quantity.	Cost.	Average.	Quantity.	Cost.	Average.	Quantity.	Cost.	Average.	Quantity.	Cost.	Average.
Beef.....lbs.	8,650	\$1,513.39	.1743	11,074	\$2,508.95	.2265	15,869	\$3,343.60	.217	13,703	\$3,238.85	.2363
" Steak....."	7,874	1,717.12	.2180	8,778	2,500.21	.2848	8,204	2,405.10	.29316	10,879	3,208.50	.2949
" Corned....."	16,636	2,639.79	.1586	15,990	2,726.49	.186	13,770	2,455.77	.17841	18,203½	3,129.21	.17188
Mutton and Lamb....."	8,454	1,169.26	.1382	9,110	1,542.55	.1693	9,638	1,394.88	.14472	10,515	2,328.12	.2214
Veal....."	5,204	770.30	.1481	4,421	695.17	.1572	4,718	792.06	.1678	5,518	887.26	.1679
Poultry....."	8,749	1,878.93	.2147	7,323	2,214.39	.3024	13,493	4,072.20	.3018	13,143	3,790.55	.2884
Hams....."	3,043	572.46	.18812	2,115	456.97	.216	1,004	196.15	.19526	1,094½	184.77	.1688
Eggs.....doz.	2,016	618.51	.3068	3,489	1,200.39	.344	5,391	1,719.42	.31894	7,332	2,207.56	.30108
Lard.....lbs.	1,573	280.48	.1783	1,173	306.39	.261	960	184.46	.1921	1,239	176.56	.1425
Flour.....bbls.	71	776.87	10.94	129	1,665.13	12.908	136	2,182.80	16.05	149	2,434.75	16.34
Bread.....lbs.	53,987	2,936.55	.0543	49,344	3,125.17	.0633	64,995	4,467.76	.06874	52,290	4,293.15	.0823
Butter....."	14,777	5,778.28	.39103	15,557	6,607.67	.42474	17,427	8,016.42	.46	16,203	5,624.20	.3471
Coffee....."	2,570½	1,016.29	.39357	3,153	1,402.27	.44474	3,350	1,301.78	.38859	3,917½	1,514.29	.3865
Tea....."	1,226	966.03	.7879	1,500	1,695.00	1.13	1,240	1,215.20	.98	1,397	1,467.49	1.055
Sugar....."	20,030	4,272.17	.21328	22,000	5,203.46	.22743	24,788	4,098.21	.16333	26,528	4,173.23	.1573
Lights....."	.....	2,172.95	.....	.....	3,217.63	.....	.....	3,738.93	.....	.....	3,801.19	.....
Coal.....tons.	659,951	8,204.58	12.43	739,75	7,350.83	9.94	809,825	7,848.87	9.69	647,82	5,497.66	8.48
Wood.....cords.	43½	491.75	11.37	.....	.....	.....	96½	1,160.56	12.06	63½	539.22	8.75
Ice.....tons.	57.65	230.60	4.00	78½	314.00	4.00	94	550.46	5.856	102	516.70	5.06

Table Showing the Cost of Principal Stores at the McLean Asylum.—Continued.

Articles.	1858.			1869.			1870.			1871.		
	Quantity.	Cost.	Average.	Quantity.	Cost.	Average.	Quantity.	Cost.	Average.	Quantity.	Cost.	Average.
Beef.....lbs.	13,686	\$3,275.73	.2393	10,920	\$2,369.34	.2169	11,563	\$2,585.68	.22361	11,110	\$2,174.02	.19568
" Steak.....	10,633	3,235.50	.3043	12,825	3,847.50	.30	13,448	4,391.37	.32654	15,350	4,168.36	.27173
" Corned.....	17,975	3,128.28	.177	15,821	2,579.49	.163	15,731	2,464.90	.15668	16,638	2,250.59	.13526
Mutton and Lamb.....	9,658	1,519.52	.1573	9,686½	1,534.46	.1584	9,961	1,580.75	.15869	10,405	1,436.53	.13866
Veal.....	3,017	529.43	.1754	4,482½	773.91	.1726	5,247	886.24	.1689	6,811	1,083.01	.15910
Poultry.....	17,262	5,048.19	.2924	20,082	6,445.72	.329	21,026	6,117.40	.29094	20,885	5,760.72	.27582
Hams.....	831	143.52	.1727	187½	32.35	.168	.....	.....	.....	.....	.....	.....
Eggs.....doz.	6,237	2,001.36	.3208	8,288	2,633.08	.3176	8,299	2,415.59	.29107	9,211	2,537.35	.27546
Lard.....	1,453	267.25	.1839	1,045	215.36	.206	1,221	227.04	.1847	1,953	231.18	.11837
Flour.....	139	2,124.75	15.28	154	1,876.88	12.1875	150	1,409.50	9.39	154	1,560.00	10.1298
Bread.....	46,325	3,705.00	.08	53,375	3,951.82	.074	59,423	3,773.69	.06345	58,754	3,474.21	.05913
Butter.....	17,055	7,532.56	.4414	19,168	8,420.53	.4393	18,821	7,214.62	.38332	22,843	8,219.68	.35983
Coffee.....	4,239	1,541.27	.3621	4,976	1,780.94	.3577	5,152	1,560.33	.30285	4,866	1,302.77	.26663
Tea.....	1,542	1,634.90	1.06	1,616	1,588.15	.9827	1,899	1,648.80	.86824	1,864	1,526.04	.81869
Sugar.....	21,928	3,985.04	.1898	29,324	4,666.54	.1592	28,652	3,924.38	.13696	26,351	3,507.66	.13311
Lights.....	.....	5,600.73	.....	.....	4,649.13	.....	.....	4,276.25	.....	.....	3,938.04	.....
Coal.....	89,121	6,956.75	7.73	848,210	9,692.11	11.4197	688	5,283.98	7.68	713,190	5,899.93	8.27
Wood.....	43½	409.71	9.36	97½	984.17	10.12	85½	869.25	10.19	195½	1,837.42	9.38
Ice.....	106.66	432.55	4.05	113½	453.00	4.00	162.3	1,199.15	7.3884	230½	923.00	4.00

Table Showing the Cost of Principal Stores at the McLean Asylum.—Continued.

Articles.	1872.			1873.			1874.			1875.		
	Quantity.	Cost.	Average.	Quantity.	Cost.	Average.	Quantity.	Cost.	Average.	Quantity.	Cost.	Average.
Beef..... lbs.	11,708	\$2,036.89	.197	12,115	\$2,308.71	.1956	16,103	\$2,980.29	.18507	13,689	\$2,544.26	.18585
" Steak..... "	28,104	5,867.15	.20876	45,214	9,020.11	.19949	46,386	9,381.32	.20655	31,464	7,163.75	.22767
" Corned..... "	15,146	1,914.47	.1264	9,379	1,126.66	.1212	12,078	1,452.89	.12029	12,305	1,439.01	.11694
Mutton and Lamb..... "	12,361	1,950.19	.15776	12,658	1,999.46	.15796	14,788	2,309.92	.1562	13,954	2,190.74	.15699
Veal..... "	8,069	1,290.19	.15988	10,184	1,653.20	.16233	5,314	827.94	.1558	7,401	1,086.16	.14675
Poultry..... "	24,667	6,956.41	.28201	25,798	6,881.64	.2667	25,317	6,254.80	.24765	22,957	5,364.59	.23367
Hams..... "	3,787	637.73	.14199	4,589	614.85	.13398	1,860	244.86	.13164	2,458	373.77	.15206
Eggs..... doz.	12,601	3,738.29	.29666	16,136	4,712.90	.29207	15,120	4,161.69	.27524	14,549	4,144.09	.28483
Lard..... lbs.	1,584	158.40	.10	1,307	125.83	.09632	1,890	263.46	.13939	1,866	276.38	.14811
Flour..... bbls.	275	3,251.75	11.82	297	3,244.25	11.62	293	3,187.00	10.24	298	2,638.82	8.85
Bread..... lbs.	22,239	7,392.63	.33241	20,393	7,371.53	.36147	20,258	7,854.73	.38773	20,384	7,307.10	.35847
Butter..... "	4,876	1,424.17	.29204	4,217	1,297.29	.30763	4,843	1,841.30	.38019	4,054	1,496.24	.36907
Tea..... "	1,823	3,308.54	.71779	1,873	3,387.79	.44783	2,071	1,009.94	.48765	1,760	812.12	.46143
Sugar..... "	28,735	3,580.54	.1246	30,443	3,491.72	.11469	27,003	2,888.17	.10695	28,856	3,149.97	.10916
Lights..... "		4,116.28			4,472.72			4,764.15			4,562.47	
Coal..... tons.	769,147.0	5,957.07	7.73	902,270	7,479.96	8.29	949,510	7,799.20	8.24	1,183,300	9,213.33	7.78
Wood..... cords.	81	631.44	8.04	56 <sup>3</sup> / <sub>4</sub>	586.77	10.45	56 <sup>3</sup> / <sub>4</sub>	547.12	9.64	632	557.00	8.77
Ice..... tons.	264	1,036.00	4.00	239	956.00	4.00	248,65	1,761.70	7.85	231 <sup>3</sup> / <sub>4</sub>	927.00	4.00

Table Showing the Cost of Principal Stores at the Massachusetts General Hospital.

Articles.	1865.			1866.			1867.			1868.		
	Quantity.	Cost.	Average.	Quantity.	Cost.	Average.	Quantity.	Cost.	Average.	Quantity.	Cost.	Average.
Beef, Sirlain.....lbs.	1,789	\$ 386.45	.2216	2,097	\$ 497.14	.2323	2,150	\$ 533.43	.2481	2,347	\$ 645.19	.275
" for Soup....."	7,097	525.73	.0683	5,046	353.22	.07	5,392	377.44	.07	5,525	386.75	.07
" Corned....."	4,436	555.82	.1253	3,228	403.50	.125	3,828	511.56	.1336	4,137	579.18	.14
" Steak....."	2,797	625.12	.2235	3,030	647.39	.2136	4,045	924.37	.2285	3,830	915.37	.2353
" Ribs....."	5,684	947.01	.1656	5,681	908.96	.16	5,648	899.33	.1592	5,968	1,002.62	.168
Mutton....."	4,686	673.47	.1457	6,512	803.78	.1234	6,928	996.91	.1439	6,506	958.66	.1473
Poultry....."	4,213	1,296.72	.3077	3,902	1,202.01	.308	3,944	1,137.84	.2885	3,978	1,189.64	.299
Butter....."	7,606	3,178.38	.4178	7,134	3,132.55	.4391	8,223	3,597.56	.4375	7,517	3,451.31	.459
Eggs.....doz.	1,599	535.35	.3348	1,448	496.78	.343	1,490	483.35	.3244	1,459	491.11	.3366
Flour.....bbls	32	398.50	12.45	23	339.71	14.77	34	544.00	16.00	34	496.75	14.61
Bread.....lbs.	37,339	2,300.56	.0616	32,521	2,317.91	.0712	33,588	2,616.80	.0779	30,223	2,247.52	.0743
Ice.....tons.	78 $\frac{1}{2}$	293.00	4.00	82.9	475.00	5.73	50 $\frac{3}{4}$	252.50	5.00	37 $\frac{3}{4}$	151.00	4.00
Sugar.....lbs.	7,842	1,240.47	1.581	7,867	1,084.29	.1378	8,700	1,200.60	.1380	7,931 $\frac{1}{4}$	1,110.20	.14
Ten....."	848	893.18	1.0532	929	881.18	.9485	947	468.42	.9425	923	833.25	.9027
Milk.....qts.	24,103	1,830.31	.0759	25,357	1,845.66	.0728	31,545	2,208.15	.07	34,076	2,385.32	.07
Potatoes.....bush.	742	668.22	.90	374	426.36	1.14	560	616.00	1.10	480	639.08	1.33

Table Showing the Cost of Principal Stores at the Massachusetts General Hospital.—Continued.

Articles.	1869.			1870.			1871.			1872.		
	Quantity.	Cost.	Average.	Quantity.	Cost.	Average.	Quantity.	Cost.	Average.	Quantity.	Cost.	Average.
	Beef, Sirloin..... lbs.	2,022	\$ 800.46	.2739	3,932	\$1,061.64	.27	5,582	\$1,465.28	.262	5,720	\$1,587.20
" for Soup..... "	6,140	429.80	.07	5,592	391.44	.07	5,852	366.92	.063	4,680	257.40	.055
" Corned..... "	4,161	582.54	.14	4,196	587.44	.14	5,251	674.22	.128	5,200	572.00	.11
" Steak..... "	4,687	1,113.76	.2376	5,601	1,318.13	.2353	5,960	1,311.20	.22	6,120	1,178.10	.192
" Ribs..... "	5,985	984.02	.1644	6,113	987.08	.16	6,822	1,011.00	.148	6,585	921.90	.14
Mutton..... "	7,605	993.07	.136	8,716	1,180.66	.1354	8,700	1,185.81	.136	5,694	654.81	.115
Poultry..... "	3,926	1,186.60	.3022	3,835	1,096.90	.286	4,942	1,331.37	.269	4,636	1,182.18	.255
Butter..... "	7,690	3,343.31	.4347	8,287	3,300.10	.3982	8,695	3,141.50	.361	8,609	2,970.53	.345
Eggs..... doz.	1,924	640.19	.333	1,749	531.33	.3038	2,454	689.08	.281	2,855½	837.37	.293
Flour..... lbs.	24	263.50	10.98	34	315.52	9.28	32	301.44	9.42	33	356.95	10.817
Bread..... lbs.	35,195	2,367.36	.0672	33,793	2,196.54	.06½	37,110	2,189.50	.059	38,908	2,139.94	.055
Ice..... tons.	433	175.00	4.00	58	475.60	8.20	573	236.78	4.10	851	341.00	4.00
Sugar..... lbs.	8,770	1,228.19	.14	9,393	1,122.46	.1195	9,043	1,058.00	.117	10,659	1,190.25	.112
Tea..... "	1,161	933.55	.8041	443	328.80	.7422	967	705.91	.73	930	600.53	.71
Milk..... qts.	39,216	2,725.20	.0695	42,028	2,912.68	.0693	42,826	2,925.00	.068	44,442	3,110.94	.07
Potatoes..... bush.	627	522.85	.8338	685	641.84	.937	590	666.70	1.13	601	504.84	.84



Table Showing the Cost of Principal Stores at the Massachusetts General Hospital.—Continued.

Articles.	1873.			1874.			1875.		
	Quantity	Cost.	Average.	Quantity.	Cost.	Average.	Quantity.	Cost.	Average.
Beef, Sirloin.....lbs.	8,717	\$2,353.59	.27	6,761	\$1,798.56	.266	8,178	\$2,044.50	.25
" for Soup....."	3,755	206.52	.055	4,855	267.02	.055	4,320	237.60	.055
" Corned....."	6,960	765.60	.11	5,693	626.23	.11	6,581	723.91	.11
" Steak....."	6,320	1,264.00	.20	6,520	1,304.00	.20	6,765	1,353.00	.20
" Ribs....."	6,666	933.24	.14	7,020	982.80	.14	7,890	1,104.60	.14
Mutton....."	4,323	540.37	.125	4,923	590.76	.12	6,284	710.09	.113
Poultry....."	8,971	2,233.77	.249	7,928	1,803.62	.227	9,865	2,209.75	.224
Butter....."	8,881	3,357.45	.378	7,969	3,161.03	.397	8,781	3,063.10	.342
Eggs.....doz.	3,241	959.05	.299	3,300	869.00	.263	4,251	1,207.28	.284
Flour....."	32	370.00	11.562	30	318.00	10.60	30	270.00	9.00
Bread.....lbs.	42,023	2,311.26	.055	40,654	2,235.97	.055	43,392	2,386.56	.055
Ice....."	108 <sup>3</sup>	434.92	4.00	108 <sup>3</sup>	733.80	6.75	120 <sup>3</sup>	492.84	4.09
Sugar.....tons.	13,416	1,408.68	.105	9,987 <sup>4</sup>	951.01	.098	10,708	1,060.09	.099
Tea.....lbs.	1,268	773.48	.61	621	324.13	.522	1,243	720.94	.58
Milk.....qts.	59,841	4,122.38	.069	58,023	4,121.14	.071	71,312	4,635.28	.065
Potatoes.....bush.	599	628.95	1.05	591	605.77	1.025	661	609.44	.922



# OFFICERS OF THE INSTITUTION.

1876.

---

HENRY B. ROGERS, . . . . . *President.*  
NATHANIEL THAYER, . . . . . *Vice-President.*  
J. THOMAS STEVENSON, . . . . . *Treasurer.*  
THOMAS B. HALL, . . . . . *Secretary.*

---

## TRUSTEES.

SAMUEL ELIOT, . . . . . *Chairman—44 Brimmer Street.*  
\*CHARLES V. BEMIS, . . . . . *Medford, Mass.*  
E. FRANCIS BOWDITCH, . . . . . *Framingham, Mass.*  
PETER C. BROOKS, JR., . . . . . *7 Arlington Street.*  
CHARLES H. DALTON, . . . . . *33 Commonwealth Avenue.*  
EDMUND DWIGHT, . . . . . *60 State Street.*  
\*WILLIAM ENDICOTT, JR., . . . . . *10 Mt. Vernon Street.*  
GEORGE S. HALE, . . . . . *39 Court Street.*  
\*HENRY P. KIDDER, . . . . . *40 State Street.*  
CHARLES J. MORRILL, . . . . . *11 Arlington Street.*  
ROBERT H. STEVENSON, . . . . . *44 Kilby Street.*  
\*SAMUEL D. WARREN, . . . . . *67 Mt. Vernon Street.*

---

## BOARD OF CONSULTATION.

EDWARD REYNOLDS, M.D.    D. H. STORER, M.D.  
JOHN B. S. JACKSON, M.D.    CHARLES E. WARE, M.D.  
H. I. BOWDITCH, M.D.    \*JOHN E. TYLER, M.D.  
ALGERNON COOLIDGE, M.D.

---

\*Appointed by the Governor of the Commonwealth.

## OFFICERS OF THE HOSPITAL.

NORTON FOLSOM, M.D. . . . .	<i>Resident Physician.</i>
GEORGE C. SHATTUCK, M.D. . . . .	} <i>Visiting Physicians.</i>
FRANCIS MINOT, M.D. . . . .	
CALVIN ELLIS, M.D. . . . .	
SAMUEL L. ABBOT, M.D. . . . .	
BENJAMIN S. SHAW, M.D. . . . .	
GEORGE G. TARBELL, M.D. . . . .	} <i>Visiting Surgeons.</i>
HENRY J. BIGELOW, M.D. . . . .	
SAMUEL CABOT, M.D. . . . .	
GEORGE H. GAY, M.D. . . . .	
RICHARD M. HODGES, M.D. . . . .	
CHARLES B. PORTER, M.D. . . . .	} <i>Physicians to Out-Patients.</i>
JOHN COLLINS WARREN, M.D. . . . .	
DAVID H. HAYDEN, M.D. . . . .	
WILLIAM L. RICHARDSON, M.D. . . . .	
EDWARD N. WHITTIER, M.D. . . . .	
HENRY TUCK, M.D. . . . .	} <i>Surgeons to Out-Patients.</i>
HENRY H. A. BEACH, M.D. . . . .	
THOMAS B. CURTIS, M.D. . . . .	
JOHN HOMANS, M.D. . . . .	} <i>Physician to Out-Patients with diseases of the Skin.</i>
JAMES C. WHITE, M.D. . . . .	
JAMES J. PUTNAM, M.D. . . . .	} <i>Physician to Out-Patients with diseases of the Nervous System.</i>
JAMES J. PUTNAM, M.D. . . . .	
FREDERICK I. KNIGHT, M.D. . . . .	} <i>Physician to Out-Patients with diseases of the Throat.</i>
FREDERICK I. KNIGHT, M.D. . . . .	
OLIVER F. WADSWORTH, M.D. . . . .	} <i>Ophthalmic Surgeon to Out-Patients.</i>
OLIVER F. WADSWORTH, M.D. . . . .	
CHARLES WILSON, D.M.D. . . . .	<i>Dentist.</i>
REGINALD H. FITZ, M.D. . . . .	} <i>Microscopist, and Curator of the Pathological Cabinet.</i>
REGINALD H. FITZ, M.D. . . . .	
EDWARD S. WOOD, M.D. . . . .	<i>Chemist.</i>
HENRY P. QUINCY, M.D. . . . .	<i>Artist.</i>
THOMAS W. HUNTINGTON, . . . . .	} <i>Medical House-Pupils, for 1875.</i>
FREDERIC F. MOORE, . . . . .	

ARTHUR T. CABOT, . . . . .	} <i>Surgical House-Pupils, for</i> 1875.
GEORGE H. TILDEN, . . . . .	
WILLIAM A. WINN, . . . . .	
JOSEPH E. GARLAND, . . . . .	
MISS G. L. STURTEVANT, . . . . .	<i>Matron.</i>
CHARLES A. CLOUGH, . . . . .	<i>Apothecary.</i>

OFFICERS OF THE McLEAN ASYLUM.

GEORGE F. JELLY, M.D., . . . . .	<i>Superintendent.</i>
JAMES H. WHITTEMORE, M.D., . . . . .	<i>1st Assistant Physician.</i>
CHARLES E. WOODBURY, M.D., . . . . .	<i>2nd Assistant Physician.</i>
WILBUR F. SANBORN, . . . . .	<i>Medical Student and Apothecary.</i>
GEORGE W. WHITTLE, . . . . .	<i>Steward.</i>
MRS. ABBY M. WHITTLE, . . . . .	<i>Matron.</i>
A. A. ABBOTT, . . . . .	} . . . . . <i>Supervisors.</i>
MISS LUCIA E. WOODWARD, . . . . .	

## STANDING COMMITTEES.

*On Finance.*

MESSRS. KIDDER AND MORRILL.

*On Accounts and Expenditures.*

MESSRS. STEVENSON AND BROOKS.

*On Free-Beds.*

MESSRS. BOWDITCH AND ENDICOTT.

*On the Book of Donations.*

MR. BEMIS.

*On the Warren Fund and Library.*

MESSRS. ELIOT AND HALE.

*On Repairs.*

MESSRS. DALTON, DWIGHT, AND WARREN.

*On Admitting Patients.*

MESSRS. WARREN AND DWIGHT.

## VISITING COMMITTEE.

February and August, . . .	MESSRS. KIDDER AND STEVENSON.
March and September, . . .	“ MORRILL AND ENDICOTT.
April and October, . . .	“ DWIGHT AND ELIOT.
May and November, . . .	“ BOWDITCH AND DALTON.
June and December, . . .	“ HALE AND WARREN.
January and July, . . .	“ BEMIS AND BROOKS.

## LADIES' VISITING COMMITTEE.

January, . . . .	MRS. SAMUEL ELIOT, MRS. J. THOMAS STEVENSON.
February, . . . .	MRS. STEVENSON, MISS ELIZA GOODWIN.
March, . . . .	MISS GOODWIN, MISS LOUISA P. LORING.
April, . . . .	MISS L. P. LORING, MISS SERAFINA LORING.
May, . . . .	MISS S. LORING, MISS E. C. GRAY.
June, . . . .	MISS GRAY, MRS. ROBERT H. STEVENSON.
October, . . . .	MRS. STEVENSON, MRS. S. D. WARREN.
November, . . . .	MRS. WARREN, MRS. C. H. DALTON.
December, . . . .	MRS. DALTON, MRS. SAMUEL ELIOT.

SIXTY-THIRD  
ANNUAL REPORT  
OF THE  
TRUSTEES  
OF THE  
MASSACHUSETTS  
GENERAL HOSPITAL,  
1876.

---

BOSTON :  
1877.  
JAMES F. COTTER & CO., PRINTERS,  
14 STATE STREET.





# REPORT OF THE TRUSTEES

OF THE

MASSACHUSETTS GENERAL HOSPITAL,

For the Year 1876.

THE Committee of the Trustees appointed to prepare the Annual Report of the Board to the Corporation, to whom the accounts of the Treasurer and the Reports of the other officials have been referred, respectfully submit the

## SIXTY-THIRD ANNUAL REPORT.

William Endicott, Jr., Esq., has been appointed by the Governor of the Commonwealth, a member of the Board of Trustees, to fill the vacancy caused by the death of Dr. Howe.

The death of our late Treasurer, J. Thomas Stevenson, Esq., occurred in August, after a lingering illness; his loss is keenly felt by his late associates, who gratefully place on record their testimony that, as Trustee from 1846 to 1849 and subsequently as Treasurer to the time of his death, embracing a service of thirty years, "he never wearied in main-

taining and extending the charity with which he was associated, and in which, it is simple truth to say, no one was ever more interested.”

The Consulting Board has lost the services of Dr. Winslow Lewis, and of Dr. C. E. Brown-Séquard, the former by death, and the latter by departure from the country. Dr. Algernon Coolidge has been added to the Board.

Thomas B. Hall, Esq., at the suggestion of the Trustees, has kindly acted as Treasurer *pro. tem.* until the end of the year. He has efficiently performed the duties, which under the circumstances were laborious. F. H. Peabody, Esq. was elected Treasurer, December 29th.

In the Hospital, Dr. J. H. Whittemore has taken the place, as Resident Physician, of Dr. Folsom, resigned, Dr. J. Collins Warren fills, as Visiting Surgeon, the place of Dr. Coolidge, resigned, and Dr. John Homans, as Surgeon to out-patients, that of Dr. Warren, vacated.

At the Asylum numerous and important changes have occurred in the list of officers, which are duly noted in the Report of the Superintendent, submitted herewith.

The accounts of the Treasurer for the year 1876, with proper vouchers for all payments made by him during the year, have been examined and found correct. The evidences of property held by the Corporation have also been examined and have been found to correspond with the statement of assets.

The Report of the Treasurer exhibits the financial condition of the Institution, and the Trustees would gratefully acknowledge the following

### DONATIONS :

Bequest of James M. Beebe, the income to be used for the support of Free Beds at the Hospital, . . .	\$50,000.00
Part of the bequest of Mrs. F. W. Lincoln, . . .	50,000.00
Donation from Dr. Samuel Cabot in aid of indigent patients at the Asylum, . . . . .	1,000.00
Contributions on Hospital Sunday, . . . . .	3,358.84
Bequest of M. P. Sawyer, in part, received as residuary legatee, . . . . .	1,914.37
Received from seventy-two annual subscribers for Free Beds for 1876, . . . . .	8,400.00
Total received during the year, . . . . .	<u>\$114,673.21</u>

A new and generous house diet for the Hospital, after careful study, and in consultation with the Physicians and Surgeons, went into effect during the summer, it has proved very satisfactory, but has not yet so fully diminished the extra diet as was expected.

The number of Free Beds, voted quarterly by the Trustees, to be maintained as the fair limit for resources of the Hospital, has been "not less than one hundred." The number actually supplied for 1876 averaged one hundred and sixty-two daily. The present resources of the Hospital do not warrant so large a number.

The incorporation of the nurses of the training school into the service of the Hospital is a success. There are at present fifty-two of them, and their number can be increased when proper accommodation can be furnished. The "Brick" now called the "Nurses' Building" has been altered at a cost of \$3,700, and is occupied by them. Their employment is a mutual benefit to the School and to the Hospital, and with right notions of their duties, they will eventually prove a blessing to the sick of all classes in the community.

The Ladies Visiting Committee continue their valuable ministrations.

In the Department of Out-Patients, (patients who live at home, but who apply at fixed hours at the Hospital for advice and treatment,) the result, in one respect, continues unsatisfactory, and is a matter of importance. The number of individual out-patients for the year 1876 was, in round numbers over 17,000. The number of their visits to the Hospital was over 36,600. The amount of their voluntary contributions was one hundred and twenty-five dollars and ninety-eight cents. It is conceded that the exaction of a fee, however moderate, from all beneficiaries is impracticable. This subject has received careful attention in England. At the London Hospital, Whitechapel Road, it was discovered that forty-nine per cent. of the out-patients ought not to have applied for charity. Two of the Hospitals of London are said to have closed their out-door departments. The Board of

Jewish Guardians of London have done the same. This action on the part of the last is particularly significant, as no class or race equals the Hebrew in the management of its poor.

How to protect this department of the Hospital work, worthy in itself, from the shameless begging and misrepresentations of those who can afford to pay, and not to deprive the truly deserving of its charity, is worthy of serious consideration.

At the Asylum, under the present Steward, Mr. Bagley, some excellent changes have taken place. By the aid of a new and capacious oven, the bread of the Hospital is baked at the Asylum, and delivered in Boston daily. By means of a new ice-house much of the meat of both establishments, bought at wholesale prices, can be kept in large quantities. The Hospital is also now supplied with milk from the Asylum farm. By these improved arrangements the food is both better and cheaper.

The election of localities for crossings over the track of the Boston and Lowell Railroad, through the grounds of the Asylum, has been made.

Nothing more has been done with regard to the erection of a new Asylum on the estate at Belmont, for financial reasons. A wall on Pleasant Street, in front of the estate is now building.

For the treatment of insane persons we could wish some practice more encouraging in its remedial effects might be devised. As now administered asylums for such unfortunates afford little more than a place where

they may be isolated from society, kindly treated and a watchful oversight maintained to prevent them from committing injury on themselves or their attendants. This may be all their malady admits of, but we hope not. preferring to look forward to a time when asylums shall be provided, in which occupation can be introduced, diversified to meet the needs of the various cases, and through such means entice, if possible, the inmates into new fields of thought, and increase the percentage of curable cases.

The idea is erroneous that the resources of the Corporation are abundant. Its resources are far from being equal to its requirements. Its debt, caused by the efforts of the Trustees to anticipate the needs of its growing usefulness, is \$86,000. The deficiency of income over expenses for the year 1876 is \$17,627. The income arising from a capital of \$9,500, is all, at present, that can be used at the discretion of the Trustees, the rest being restricted. The number of patients in the Hospital during the year 1876 was 2,096. The amount paid by them was \$11,344. The amount paid for them was \$93,378. The bulk of them live from hand to mouth by their labor, when in the Hospital they are helpless and therefore penniless.

The Trustees, in reviewing the experience of the year and its influence on their future action, see no means open to them but to curtail the charities of the Hospital within its present income, or to appeal again to a generous public, who have never refused to supply the means that were necessary for the

care of the indigent sick who stretch out their feeble hands to them for relief.

This statement of the needs of the Corporation is presented in full confidence that it will meet with the same liberal response made to previous calls, and the Hospital placed in a position to go on dispensing its blessings on no diminished scale, but strengthened for still wider usefulness.

A circular issued by the Committee on Free Beds, is appended to this Report, to which attention is earnestly requested.

C. J. MORRILL,        )  
                                   ) *Committee.*  
 P. C. BROOKS, JR., )

BOSTON, February 7, 1877.

THE undersigned, the Committee on Free Beds of the MASSACHUSETTS GENERAL HOSPITAL, beg to call the attention of the public to the urgent need of that Institution, at the present time, of additional income available for the support of free patients.

The increased accommodation afforded by the new buildings, erected during recent years and rendered necessary by the growth of the city and the constantly increasing number of applicants for treatment, the number of admissions having more than doubled within twenty years, have made it impossible to avoid a much larger expenditure than formerly, while the pressure of the times and the gradual removal of annual subscribers by death have considerably diminished the yearly subscriptions.

To maintain the usefulness of the Institution and to keep pace with these increasing demands upon it, the Trustees have been forced to allow expenditures greatly in excess of income for several years past, the deficiency for the year just closed being nearly twenty thousand dollars.

The Trustees cannot contemplate such a state of things without great anxiety for the future, and it is believed that if the needs of the Hospital were brought to the notice of the citizens of Boston, they would readily furnish, even in these discouraging days, the means necessary for maintaining, to the fullest extent, the usefulness of the Institution.

During the past year 2,096 House patients, and	
17,292 Out patients have been under	
treatment, at an expense of	\$93,378.18
of which only, . . . .	11,344.58
	<hr/>
was repaid by patients, leaving, . .	\$82,033.60

as a charge upon our current income from investments.

While it is hoped that this appeal may fall under the eye of some both able and willing to give considerable sums, either for present use, or for permanent investment, it is our especial purpose to obtain a large addition to the number of our Free Bed subscribers.



From the causes before alluded to, the present number of subscribers has dwindled to seventy-two, and we feel confident that there must be a much larger number of persons in the city who would gladly contribute the sum of one hundred dollars annually to so worthy an object. With three hundred annual subscribers there would be no deficiency, at least for the present. The contribution of one hundred dollars gives the subscriber the right to send one patient, (otherwise admissible,) at any time, though this privilege is seldom availed of. It must not be supposed that this sum will support a patient for the whole year, the average cost of each bed being about five hundred dollars per annum.

The names of any persons who may wish to become subscribers may be sent to either of the undersigned, or to F. H. PEABODY, Treasurer, care of KIDDER, PEABODY & Co., 40 State Street.

Finally, to any who may desire, by testamentary disposition, so to consecrate some portion of their substance that their lives may be fruitful in service to the sick and needy, long after they are gone, we commend the MASSACHUSETTS GENERAL HOSPITAL as one of the most useful of the charities of Boston.

WM. ENDICOTT, JR., }  
E. F. BOWDITCH, } *Free Bed Committee.*

January 12, 1877.



REPORT OF THE TREASURER  
OF THE  
MASSACHUSETTS GENERAL HOSPITAL,

For the year 1876.

---

BOSTON, JANUARY 12, 1877.

*To the Board of Trustees,*

GENTLEMEN,—

HAVING been called, on the 1st day of July last, to the duties of temporary Treasurer of the Corporation during the illness of your late Treasurer, Mr. Stevenson, and upon his decease, continuing in the duties till the close of the year, it has devolved upon me to prepare and submit to your examination herewith, the Annual Report upon the accounts of the Corporation, including those of both Institutions embraced under it, made up to December 31st, 1876, to be ultimately laid, with the report of the proper Committee of your Board thereon, before the annual meeting of the Corporation, on the 7th day of February next.

The total Cash Receipts for the year have  
 been, . . . . . \$264,477.96

The total Disbursements have been, . . . \$212,891.37

Leaving in Bank January 1st, 1877 :

Cash, uninvested part of the Lincoln Fund, . . . . .	\$50,000.00	
Cash, uninvested part of the Clara Barton Annuity Fund, . . . . .	141.00	
Cash, uninvested residue of the Dr. S. Cabot Fund, . . . . .	822.85	
Cash, Balance, . . . . .	622.74	
		51,586.59
		<u>\$264,477.96</u>

#### INCOME AND EXPENSE ACCOUNT, 1876.

The ordinary Expenses have been :—

##### HOSPITAL DEPARTMENT.

For Library . . . . .	\$ 587.94	
Artificial Limbs . . . . .	725.00	
Free Patients, average number 162 $\frac{1}{2}$ for 8,788 weeks . . . . .	82,033.60	
Paying Patients, average number 22 $\frac{1}{2}$ for 1,213 weeks . . . . .	11,344.58	
		<u>\$94,691.12</u>

##### ASYLUM DEPARTMENT.

For Patients paying cost and more :—		
Average number 41 $\frac{1}{2}$ for 2,172 weeks, \$42,817.57		
For Patients paying less than cost, Av. No. 118 $\frac{1}{2}$ for 6,196 $\frac{4}{7}$ weeks . . . . .	122,156.23	
		<u>164,973.80</u>

Total ordinary Expenses, 1876,		<u>\$259,664.92</u>
--------------------------------	--	---------------------

The ordinary Income has been :—

From Hospital Free Bed Funds. . . .	\$20,843.09	
Library Funds. . . . .	420.00	
Artificial Limbs Funds. . . . .	350.00	
Redman Funds. . . . .	28,145.68	
Asylum Funds. . . . .	5,705.70	
Subscribers to Free Beds. . . . .	8,400.00	
Board at Hospital. . . . .	12,663.26	
Board at Asylum. . . . .	151,954.29	
	<hr/>	\$228,482.02
Deficiency drawn from the General Fund, being \$16,293.46 greater than for 1875,		31,182.90
		<hr/>
		\$259,664.92

The ordinary expenses have been \$10,117.91 more than in 1875. This excess is more than accounted for in the unusual amount of repairs in both Institutions, being \$13,308.24 more than charged to that account in 1875.

The ordinary income has been \$6,175.55 less than in 1875: this difference being chiefly in the income of investments.

Adding to the above Deficiency of		\$31,182.90
The cost of extraordinary improve-		
ments, Hospital Buildings. . . . .	\$10,566.97	
Adding the amount of interest ac-		
rued on Corporation Debt. . . . .	6,150.35	
	<hr/>	16,717.32
Gives gross deficiency of ordinary income,		\$47,900.22
Deducting the amount of extraordinary income credited to the General Fund, .		30,273.21
		<hr/>
Gives net deficiency of income for the year,		\$17,627.01

## THE EXPENSES OF THE HOSPITAL DEPARTMENT

have been

For Stores.....	\$32,722.43
Lights.....	1,917.33
Water.....	1,277.00
Medicines.....	2,658.77
Wages.....	22,602.16
Furniture.....	4,285.48
Surgical Instruments.....	2,049.27
Repairs.....	8,887.14
Stationery.....	470.75
Wines and Liquors.....	3,042.45
Fuel.....	6,471.76
Salaries—House Officers.....	4,550.00
Artificial Limbs.....	725.00
Libraries.....	587.94
Contingencies.....	828.67
General Expenses, $\frac{1}{2}$ .....	1,614.97
	<hr/>
	\$94,691.12
	<hr/> <hr/>

These outlays have been for accounts of

Libraries.....		587.94
Artificial Limbs.....		725.00
1,696 Free Patients. Av. No. 162 $\frac{1}{4}$ for 8,788 weeks,		82,033.60
400 Paying “ “ 22 $\frac{1}{2}$ “ 1,213 “		11,344.58
	<hr/>	<hr/>
2,096 Totals, “ 185 $\frac{1}{4}$ “ 10,001 “		\$94,691.12
		<hr/> <hr/>

The ordinary expenses of this department have been \$10,235.65 more than in 1875; of which \$6,-453.11 is in repairs,—the entire renewal of the water-closets costing \$5,200.32.

The whole number of patients has been 2,096. The average number has been 185 $\frac{1}{4}$  or 20 $\frac{1}{4}$  more than in 1875.

The average number of paying patients has been  $22\frac{1}{2}$ , or  $1\frac{1}{2}$  more than in 1875.

The average number of free patients has been  $162\frac{3}{4}$  or  $18\frac{3}{4}$  more than in 1875.

The average cost per patient per week has been \$9.41 against \$9.72 in 1875.

There has been paid for the Libraries \$167.94 more than the income of the Library funds; and for Artificial Limbs \$375 more than the income of their fund. It has been matter for regret that the excess of expenses over income during the year has compelled the Trustees to restrain the liberality they have at times exercised in helping needy patients of the Hospital to obtain Artificial Limbs. A sufficient addition to the Bowditch Wooden Leg Fund, to enable them by its increased income to exercise this very practical charity in all worthy cases, is much to be desired.

In addition to the foregoing ordinary expenses there have been paid during the year, and charged to the account of Land and Buildings for Hospital, the following items:—

For Additional Improvements, Wards	
A. B. C. . . . .	\$1,233.66
Improvements Allen Street House.	82.44
“    Boiler Room. . . . .	1,103.44
Alteration Kitchen and Laundry.	3,973.61
Grading Hospital Yard . . . . .	400.45
Alteration of “The Brick,” for the Training School for Nurses.	3,773.37
	————— \$10,566.97

## FREE BED SUBSCRIBERS.

The income from 72 annual subscribers for

Free Beds for 1876, has been . . . . \$8,400.00  
being \$250 less than for 1875.

The following is a list of the subscribers  
for 1876 :—

William Amory.....	\$100.00	Miss Anne Wigglesworth....	\$200.00
Mrs. Gorham Brooks.....	100.00	Miss Mary Wigglesworth....	200.00
John G. Cushing.....	100.00	Mrs. Anna L. Lawrence.....	100.00
Boston and Providence R. R.	100.00	Mrs. N. I. Bowditch.....	200.00
Fitchburg R. R.....	100.00	Ozias Goodwin.....	100.00
Boston and Maine R. R.....	100.00	Miss Eliza Goodwin.....	100.00
Boston and Albany R. R.....	100.00	Miss Lucy Goodwin.....	100.00
Boston, Lowell & Nashua R.R.	100.00	Mrs. M. B. Motley.....	100.00
Union R. R.....	200.00	Samuel Johnson.....	100.00
Henry P. Kidder.....	200.00	Henry Woods.....	100.00
Francis H. Peabody.....	100.00	William Endicott, Jr.....	100.00
Peter C. Brooks.....	100.00	Mrs. A. Hemmenway.....	200.00
Samuel D. Warren.....	100.00	R. W. Hooper.....	100.00
Mrs. J. E. Lodge.....	100.00	Miss E. Hooper.....	100.00
John C. Gray.....	100.00	Nathaniel Thayer.....	500.00
William W. Tucker.....	100.00	Mass. Humane Society.....	200.00
C. L. Young.....	100.00	Mrs. E. May Kettle.....	100.00
Miss Mary C. Bryant.....	100.00	George H. Kuhn.....	100.00
N. W. Curtis, Guardian.....	100.00	Miss A. W. Davis.....	100.00
Miss Mary Pratt.....	100.00	J. L. Gardner, Jr.....	100.00
J. & J. R. Coolidge.....	100.00	George A. Gardner.....	100.00
Shepherd Brooks.....	100.00	James L. Little.....	100.00
T. Jefferson Coolidge.....	100.00	Edward Brooks.....	100.00
Miss Jane Welles.....	100.00	William S. Appleton.....	100.00
J. Amory Lowell.....	100.00	Henry Saltonstall.....	100.00
Theodore Lyman.....	100.00	Henry B. Rogers.....	100.00
George Higginson.....	100.00	James Parker.....	100.00
George O. Hovey.....	100.00	Dr. J. M. Harlow.....	100.00
Mrs. T. Chase.....	100.00	Mrs. James Lawrence.....	100.00
Miss C. A. Brewer.....	100.00	Charles H. Dalton.....	100.00
W. D. Pickman.....	100.00	Samuel Eliot.....	100.00
Moses Williams.....	100.00	Martin Brimmer.....	100.00
Peter C. Brooks, Jr.....	100.00	Boston Gas Light Co.....	100.00
William Appleton.....	100.00	George W. Lyman.....	100.00
Charles Amory.....	100.00	James Davis.....	100.00
Edward Wigglesworth.....	200.00	Joseph B. Glover.....	100.00
	<hr/>		<hr/>
	\$3,900.00		\$4,500.00
	<hr/>		<hr/>
			\$8,400.00

While gratefully acknowledging the foregoing subscription, the Treasurer of the Hospital must hope for a large increase of income from this source.



Many more persons must be both able and willing to give the sum of \$100 for the right to fill a free bed for one year, if they understood the necessities of the Hospital for such aid. The usefulness of the Institution will be largely curtailed if this want is not soon met by a generous public.

=====

THE EXPENSES OF THE ASYLUM DEPARTMENT  
have been

For Stores.....	\$57,064.43
Soap and Starch.....	1,092.33
Fuel.....	8,363.76
Stationery.....	590.53
Wages.....	34,936.69
Medicines.....	3,652.04
Contingencies.....	3,213.01
Furniture.....	10,395.59
Repairs.....	19,450.16
Diversions.....	10,196.39
Library.....	300.00
Lights.....	4,956.17
Salaries—House Officers.....	9,447.73
General Expenses $\frac{1}{2}$ .....	1,614.97
	\$164,973.80

These outlays have been for account of :

Patients paying cost and more,		
Av. No. $41\frac{1}{2}$ for 2,172 weeks		\$42,817.57
Patients paying less than cost,		
Av. No. $118\frac{1}{2}$ for 6,196 $\frac{1}{2}$ "		122,156.23
	160	8,368 " \$164,973.80

The average number of patients for the year has been 160 or 9 more than for 1875. The average cost of each patient has been \$19.72 against \$21.07 for 1875.

The total expenses of this department have been \$686.67 less than for 1875.

The total income of Asylum funds has	
been .....	\$5,705.70
Net amount of board charged has	
been .....	151,954.29
	\$157,659.99
Showing a deficiency for the year of.....	7,313.81
	\$164,973.80

No outlay has been made on Land and Buildings at Somerville during the year, other than those which have been charged to current repairs. The amount of repairs is made up of the following items:—

Store House, Refrigerator, &c...	\$3,965.49
Steam Heaters—Left wing.....	2,072.18
Outside Painting.....	1,222.50
Bakery.....	490.73
Fire Escapes.....	115.18
	\$7,866.08
Repairs of Carriages, Harnesses,	
&c.....	\$1,760.91
Other ordinary repairs.....	9,823.17
	11,584.08
	\$19,450.16

The arrangements, now about perfected by the present efficient Steward of the Asylum, under the direction of the Trustees, some of which are included in the above repairs, promise to show a considerable reduction in the cost of stores of this Institution, as well as of the Hospital, for the coming year.

## DONATIONS, LEGACIES, ETC., 1876.

The amount received during the year has

been, . . . . . \$106,273.21

Viz:—A Bequest from James M.

Beebe, for the support of  
Free Beds at the Hospital, \$50,000.00

Part of the Bequest of Mrs.  
F. W. Lincoln, one-half for  
support of Free Beds at the  
Hospital, one-half for aid  
of Female Patients at the  
Asylum . . . . . 50,000.00

A Donation from Dr. Samuel  
Cabot, in aid of Indigent  
Patients at the Asylum . . . 1,000.00

Contributions on Hospital Sun-  
day . . . . . 3,358.84

Bequest of M. P. Sawyer in  
part, received this year as  
residuary legatee . . . . . 1,914.37

————— \$106,273.21

The donation of \$3,241.00 from the French Relief Committee, to establish a life annuity for Clara Barton, with reversion to the Hospital upon her decease, cannot properly be carried to this account until her death occurs.

## ACCOUNTS OF THE RESTRICTED FUNDS, 1876.

The total amount of Restricted Funds, of which the income only can be used, was Jan. 1st, 1876, \$871,060.16

Each fund has been credited with its proportion of the distributive income for the year, and

*Amount carried forward,* . . . \$871,060.16

<i>Amount brought forward,</i> . . .	\$871,060.16
charged with its contribution to the expenses in the same amount, excepting the Warren Prize, the Bowditch History and the Surgical Instruments Funds, which retain their credits for accumulation, amounting to...	\$ 524.25
There has been added during the year, the amount of the J. M. Beebe Fund.....	50,000.00
The amount of the Lincoln Fund, in part.....	50,000.00
The amount of the Clara Barton Annuity Fund.....	3,241.00
	<hr/>
	103,765.25
	<hr/>
Total Restricted Funds, Jan. 1st, 1877,	<u>\$974,825.41</u>

THE GENERAL FUND.

The amount of this Fund was Jan. 1, 1876, . . . . .	\$941,772.78
Amounts received and credited to this account to Dec. 31, 1876.	
From Mass. Hospital Life Ins. Co., one-third profits.....	\$10,000.00
Mass. Hospital Life Ins. Co., one-third profits, extra.....	15,000.00
Collections on Hospital Sun- day.....	3,358.84
Part of bequest of M. P. Saw- yer.....	1,914.37
Balance of Distributive Income,	3,138.11
	<hr/>
	33,411.32
	<hr/>
	\$975,184.10
Deduct amount contributed to expenses, .	31,182.90
	<hr/>
Amount of this Fund Jan. 1, 1877, . .	<u>\$944,001.20</u>

## LEDGER BALANCES, DECEMBER 31ST, 1876.

## DEBITS:—Sundry Accounts,

Viz:—Unproductive.....	\$1,021,522.91	
Productive of Income....	984,282.00	
		<u>\$2,005,805.81</u>

## CREDITS:—Sundry Accounts,

Viz:—Funds.....	\$1,919,655.46	
Debts.....	86,150.35	
		<u>\$2,005,805.81</u>

## BALANCE SHEET.

	<i>Dr.</i>	<i>Cr.</i>
Land and Buildings for Asylum at Somerville.....	\$385,368.98	
“ “ “ “ Hospital in Boston.....	485,472.73	
Annuities Receivable.....	203,000.00	
City of Boston Loan.....	167,000.00	
Insurance Stock, Mass. Hospital Life Ins. Co.....	50,000.00	
Railroad Bonds.....	31,000.00	
Railroad Stocks.....	31,665.00	
Reversions.....	6.00	
United States 5-20 Bonds.....	4,600.00	
State of Massachusetts Bonds.....	37,000.00	
Manufacturing Stocks.....	40,085.00	
National Bank “.....	38,334.75	
Productive Real Estate.....	64,001.10	
Redman “ “.....	210,500.00	
S. Eliot, Trustee—Land in Waltham.....	15,651.86	
Cash.....	51,586.59	
Notes Receivable.....	7,600.00	
Land at Belmont.....	86,379.72	
Buildings at Belmont.....	250.00	
Bequest of J. M. Beebe.....	502.95	
Policy No. 4,552 Mass. Hospital Life Insurance Co..	49,497.05	
William C. Bagley, Steward Asylum.....	44,132.12	
James H. Whittemore, Steward Hospital.....	2,171.96	
Redman Fund.....		\$455,113.34
Warren Prize “.....		2,673.02
Treadwell Library “.....		5,000.00
Warren “.....		1,000.00
Bowditch History “.....		4,689.33
Wooden Leg “.....		5,000.00
Miss Joy “.....		20,000.00
Redman Annuities “.....		15,600.00
Surgical Instruments “.....		1,837.77
Belknap “.....		10,000.00
		<u>\$520,913.46</u>
<i>Amounts carried forward....</i>	<u>\$2,005,805.81</u>	<u>\$520,913.46</u>

## BALANCE SHEET.

*Dr.**Cr.*

	<i>Dr.</i>	<i>Cr.</i>
<i>Amounts brought forward</i> . . . . .	\$2,005,805.81	\$520,913.46
William Phillips Fund . . . . .		5,000.00
J. D. Williams " . . . . .		13,000.00
Miss Townsend " . . . . .		11,486.50
Bromfield " . . . . .		40,000.00
Waldo " . . . . .		40,000.00
Miss Brimmer " . . . . .		5,000.00
Wilder " . . . . .		12,000.00
Miss Sever " . . . . .		500.00
Miss Shaw " . . . . .		5,500.00
Thompson " . . . . .		500.00
Miss Tucker " . . . . .		3,312.37
Mrs. Davis " . . . . .		900.00
Loring " . . . . .		5,000.00
B. R. Nichols " . . . . .		6,000.00
John C. Gray " . . . . .		1,000.00
Dowse " . . . . .		5,000.00
Todd " . . . . .		5,000.00
J. Phillips " . . . . .		10,000.00
Greene " . . . . .		5,000.00
Percival " . . . . .		950.00
Pickens " . . . . .		1,676.75
Treadwell " . . . . .		38,703.91
Raymond " . . . . .		2,820.00
Harris " . . . . .		1,000.00
Mason " . . . . .		9,400.00
Sawyer " . . . . .		7,000.00
Gardner " . . . . .		20,000.00
B. T. Reed " . . . . .		1,000.00
William Reed " . . . . .		5,233.92
J. Read " . . . . .		2,000.00
Parker " . . . . .		10,000.00
Appleton " . . . . .		30,010.00
McGregor " . . . . .		10,000.00
Mrs. Austin " . . . . .		5,000.00
Kittredge " . . . . .		5,500.00
Amusement " . . . . .		10,000.00
Miss Rice " . . . . .		5,000.00
J. Templeton " . . . . .		10,000.00
Mrs. J. H. Rogers " . . . . .		1,177.50
J. M. Beebe " . . . . .		50,000.00
Clara Barton, Annuity " . . . . .		3,241.00
Lincoln " . . . . .		50,000.00
General " . . . . .		944,001.20
Dr. S. Cabot " Residue . . . . .		822.85
Suspense . . . . .		6.00
Notes Payable . . . . .		86,150.35

<u>\$2,005,805.81</u>	<u>\$520,913.46</u>
-----------------------	---------------------

STATEMENT OF THE AFFAIRS OF THE CORPORATION,  
JANUARY 1ST, 1877.

The Corporation holds the following property.

1st. Sundries producing no income:—

For Asylum purposes.....	\$531,782.68	
Hospital purposes.....	488,147.64	
Sundry general purposes.....	1,592.59	
		\$1,021,522.91

2nd. Sundries producing income:—

Viz:—Annuities Receivable.....	\$203,000.00	
City of Boston Loan.....	167,900.00	
Stock Mass. Hosp. Life Ins. Co.	50,000.00	
Railroad Bonds.....	31,000.00	
Railroad Stocks.....	31,665.00	
United States Bonds.....	4,600.00	
State of Mass. Bonds.....	37,000.00	
Manufacturing Stocks.....	40,085.00	
National Bank Stocks.....	38,334.75	
Real Estate in Boston.....	274,501.10	
Notes and Mortgages.....	7,600.00	
Policy 4,552, Mass. Hospital Life Ins. Co.....	49,497.05	
		934,282.90
3rd. Cash Lincoln Fund.....		50,000.00
		<u>\$2,005,805.81</u>

These assets are held for the following accounts:—

1st. Sundry Restricted Funds.....	\$974,825.41	
2nd. Residue of the S. Cabot Fund, \$822.85, and Suspense \$6.00.		828,85
3rd. The Debts of the Corporation:—		
For purchase of Land at Belmont.....	\$76,150.35	
Current Expenses, 1876.....	10,000.00	
		86,150.35
4th. The General Fund.....	944,001.20	
		<u>\$2,005,805.81</u>

The debt of the Corporation has been increased by adding the amount of interest accrued to Jan. 1st, 1877, on the loan made for the purchase of the Land at Belmont.....	\$ 6,150.35
And by amount borrowed Oct. 31st, to meet current necessities.....	10,000.00
	\$ 16,150.35

The amount of investments producing income is now only \$9,457.49 in excess of the amount of the restricted funds, the principal of which the Corporation is bound to keep invested for income applicable to the uses designated by their founders.

It would be unjust to the memory of one of the most faithful servants of the Corporation to close this Report without honorable mention of the late Treasurer, Mr. J. Thomas Stevenson. Patient in detail, accurate in statement and jealously watchful of the interests of the Corporation, he has left a record of industry and faithfulness in the books of Account, which will ever be an example and stimulus to his successors.

Close acquaintance with these accounts has given opportunity to understand and appreciate the very complete system which he arranged and matured, as well as in some degree to estimate the value to the Corporation of the large amount of gratuitous labor performed by him, which can hardly be realized, except through personal experience in the duties of the office.

Very Respectfully,

THOS. B. HALL,

*Treasurer, pro. tem.*



*Table of the Expenses of the Hospital and Asylum  
for Fifteen years—1862 to 1876.*

ORDINARY EXPENSES.

Year.	Cost of Paying Patients.	Cost of Free Patients.	Other Charities		Total Expenses of	
	Hospital.	Hospital.	Hospital.	Hospital.	Asylum.	
1862	\$6,628.65	\$35,072.01	\$414.15	\$42,114.81	\$71,823.46	
1863	6,151.27	40,575.14	695.30	47,421.71	69,300.63	
1864	10,224.81	49,286.53	648.21	60,159.55	101,484.38	
1865	23,119.62	34,131.83	717.35	57,968.80	120,885.84	
1866	30,086.08	37,538.12	1,162.60	68,786.80	126,015.83	
1867	26,086.67	33,758.02	1,164.53	61,009.22	133,844.14	
1868	23,663.50	42,481.71	1,419.26	67,564.47	142,535.36	
1869	20,128.86	40,736.44	1,373.30	62,238.60	138,132.02	
1870	15,844.35	46,087.42	883.05	62,814.82	134,339.63	
1871	15,266.51	47,126.12	1,133.74	63,526.37	146,191.23	
1872	12,664.70	56,537.74	1,497.86	70,700.30	153,327.60	
1873	16,681.66	69,109.97	2,135.29	87,926.92	165,023.79	
1874	14,198.41	64,266.27	2,634.60	81,099.28	161,934.11	
1875	10,677.72	71,447.23	1,761.59	83,886.54	165,660.47	
1876	11,344.58	82,033.60	1,312.94	94,691.12	164,973.80	

Year.	Average cost per week per Patient.		Cost over Board.	
	Hospital.	Asylum.	Hospital.	Asylum.
1862	\$6.04	\$7.27	\$36,260.92	\$6,640.81
1863	6.66	6.98	41,109.46	2,170.56
1864	8.38	9.76	52,445.01	4,523.85
1865	9.86	12.49	43,121.53	9,507.86
1866	13.88	12.30	53,809.36	558.19
1867	11.28	13.84	44,291.54	.....
1868	12.74	16.51	52,893.02	14,642.07
1869	10.14	14.21	48,811.90	.....
1870	10.05	13.83	50,811.01	.....
1871	9.96	15.80	52,447.68	9,996.88
1872	10.10	16.93	59,547.91	14,917.57
1873	10.29	19.23	72,435.94	26,404.27
1874	10.13	19.59	67,548.81	2,750.66
1875	9.72	21.07	71,989.93	11,872.47
1876	9.41	19.72	82,027.86	13,019.51
15 years.....			\$829,551.88	\$117,004.70



REPORT OF THE RESIDENT PHYSICIAN  
OF THE  
MASSACHUSETTS GENERAL HOSPITAL,

For the Year 1876.

Number of Patients in the Hospital, January 1st, 1876.

Paying, 26. : : : : Free, 164. : : : : Total, 190.

Admitted from January 1st, 1876, to January 1st, 1877.

	Males.	Females.	Total.
Patients paying board.....	195	87	282
“ “ “ part of the time...	61	31	92
“ entirely free.....	888	644	1532
	1144	762	1906

	Medical.	Surgical.
Male.....(Boys, 91)	423	721
Female.....(Girls, 41)	406	356
	829	1077

Of these 3 paid \$70 per week; 1 paid \$50; 1 paid \$49; 1 paid \$42; 31 paid \$35; 5 paid \$28; 1 paid \$24.50; 57 paid \$21; 1 paid \$14; 8 paid \$10.50; 263 paid \$7; 2 paid \$4.50.

Whole number of patients treated during the year:—paying, 308; paying a part of the time, 92; free, 1696:—total, 2096.

Discharged during the year.					
	Medical.	Surgical.	Males.	Females.	Total.
Well . . . . .	321	698	606	413	1019
Much relieved. . . .	166	95	152	109	261
Relieved. . . . .	155	86	134	107	241
Not relieved. . . . .	76	15	60	31	91
Not treated . . . . .	33	87	64	56	120
Dead. . . . .	79	71	102	48	150
Insane and eloped.	4	20	19	5	24
	834	1072	1137	769	1906

Number of Patients Remaining, December 31, 1876.

Males. . . . . 113	Females. . . . . 77	Total. . . . . 190
Paying. . . . . 19	Free. . . . . 171	
Medical . . . . . 73	Surgical . . . 117	

Proportion of deaths to the whole number of results, 7.86 per cent.

Number of patients received on account of accidents, 245.

The greatest number of paying patients at any one time, was 36; in private rooms, 10; the greatest number of free patients, 182; the greatest total was 210. The least number of paying patients at any one time, 17; in private rooms, 1; the least free 143; the least total, 163. The proportion of ward beds occupied by free patients, was 85 per cent.; by paying patients 15 per cent.; about 28 per cent. of the paying patients occupied private rooms.

The average number of patients was 185½; males, 117; females, 68½.

The average number of paying patients was  $22\frac{1}{2}$  ;  
 $13\frac{1}{2}$  Americans ; 9 Foreigners.

The average number in private rooms was 5.24.

The average number of free patients was  $162\frac{3}{4}$  ;  
 $72\frac{3}{4}$  Americans ; 90 Foreigners.

The average time of paying patients was 3.22  
 weeks ; and that of free patients, 5.73 weeks.

Residence.	
Boston . . . . .	913
Massachusetts, (excepting Boston ) . . . . .	880
Maine . . . . .	24
New Hampshire and Ver- mont . . . . .	57
Rhode Island and Con- necticut . . . . .	9
Other States . . . . .	13
British Provinces . . . . .	10

Birthplace.	
Boston . . . . .	174
Massachusetts, (excepting Boston) . . . . .	384
Maine . . . . .	118
New Hampshire . . . . .	79
Vermont . . . . .	29
Rhode Island and Con- necticut . . . . .	21
New York . . . . .	36
Southern and Western States . . . . .	59
British Provinces . . . . .	147
Great Britain . . . . .	124
Ireland . . . . .	622
Germany . . . . .	29
Norway and Sweden . . . . .	34
France . . . . .	10
Western Islands . . . . .	13
Denmark . . . . .	4
Italy . . . . .	5
Switzerland . . . . .	2
Other places . . . . .	16
Total Americans . . . . .	900
Total Foreigners . . . . .	1006

		Occupation.		
Males.		Paying	Free.	Partial Payment.
Mechanics	.....	50	292	23
Laborers	.....	31	274	14
Farmers	.....	20	18	4
Minors	.....	13	116	
Seamen	.....	15	44	6
Clerks	.....	23	23	5
Teamsters	.....	6	31	4
Traders	.....	15	32	2
Servants	.....	5	40	1
Lawyers	.....	1		
Clergymen	.....		1	
Physicians	.....	2	1	
Merchants	.....	5	3	
Students	.....	6	3	2
Other Professions	.....	2	5	
		<hr/>	<hr/>	<hr/>
		194	888	61

Total males, 1,143. Of these 60 were in private rooms.

		Occupation.		
Females.		Paying.	Free.	Partial Payment.
Domestics	.....	5	280	11
Minors	.....	7	47	1
Wives	.....	48	195	12
Widows	.....	9	44	3
Seamstresses	.....	9	46	1
Spinsters	.....	3	7	1
Operatives	.....	1	21	1
Teachers	.....	6	2	
Clerks	.....		2	1
		<hr/>	<hr/>	<hr/>
		88	644	31

Total females, 763. Of these 44 were in private rooms.

Eighteen per cent. of the free patients were female domestics; seventeen per cent. were laborers; nineteen per cent. were mechanics, and ten per cent. were minors.

Admission		Refused.	
Phthisis, (Consumption) ..	99	Paralysis .....	44
Syphilis .....	74	Epilepsy .....	22
Chronic Ulcers .....	33	Cancer .....	9
Scrofula and Abscess .....	9	Uterine .....	33
Insanity and Delirium		Injuries .....	39
Tremens .....	29	Of Skin .....	19
Hip and Spine .....	34	Contagious .....	16
Debility and Senility .....	43	Other diseases .....	61
Dropsy ... ..	29		—
Chronic Rheumatism .....	61	Total .....	654

Male .....	369	American .....	307
Female .....	285	Foreign .....	347

Residents of Boston .....	265
“    “ Massachusetts .....	367
“    “ Other places .....	22

## Out-patients.

Number of new patients.....17,292		
Men.....5,190	Women.....8,368	Children.....3,734
Americans.....9,271	Foreigners.....8,021	
Residents of Boston..12,117	Of other places.....5,175	

---

Medical Department for Women.....	3,450
"    "    Men and Children.....	2,722
Surgical Department.....	3,536
Ophthalmic    "    .....	356
Dental    "    .....	4,774
Department for Diseases of the Skin.....	1,003
"    "    "    Nervous System.....	311
"    "    "    Throat.....	1,140
Total attendance.....	36,667
Average daily attendance.....	119

Of the Surgical cases, there were:

Fractures and Dislocations.208	Felons.....	133
Wounds.....224	Tumors.....	117
Sprains and other Injuries.327	Diseases of Hip and Spine	111
Abscesses.....329	Diseases of Joints.....	113
Ulcers.....98	Genito-Urinary.....	426
Hernia.....80	Club-foot.....	22
Undetermined.....26	Miscellaneous.....	1322

---

Of the Dental patients, 941 had 1,484 teeth filled ; 3,221 had 5,242 teeth extracted.



To the friends who have so kindly remembered us at Thanksgiving and Christmas, by furnishing dinners to the patients, and to those who have sent us flowers, fruits, books, clothing, &c., the thanks of the Hospital are extended, and also, to the ladies and gentlemen who have so often made the monotonous hours of the patients pass more pleasantly by their agreeable music and readings.

The Boston Young Men's Christian Union has continued to furnish frequent drives for the patients, when the weather would permit, and in so doing, have aided much in promoting the recovery of many and given some a rare enjoyment.

The Hospital having been under the management of my predecessor during the first ten months of the year, my report is principally made up from his statistics, and to him do I tender sincere thanks for remaining in charge after my appointment, even after the time of his resignation had expired, until I could be released from other duties, and also, for his kindness in aiding me in undertaking the responsibilities of the Hospital.

To all the resident officers and employees I am deeply grateful for their diligence and devotion to the best interests of the Hospital since I entered upon its duties.

Respectfully submitted,

JAMES H. WHITTEMORE,  
*Resident Physician.*

# THE AMBULANCE

OF THE

MASSACHUSETTS GENERAL HOSPITAL,

Accompanied by a Medical Officer, will be despatched to any point north of Dover and Berkeley Streets, for the conveyance of cases of *accident*, or *urgent sudden sickness, not contagious*, to this Hospital, or elsewhere, upon notice from a Physician, the Police, or other responsible source, subject to the approval of the undersigned.

In cases requiring gratuitous treatment, no charge will be made.

By order of the Board of Trustees.

JAMES H. WHITTEMORE, M. D.,

*Resident Physician,*

*Mass. Gen. Hospital, Blossom St.*

# FIFTY-NINTH ANNUAL REPORT

OF THE

SUPERINTENDENT OF THE MCLEAN ASYLUM FOR THE INSANE,

TO THE

TRUSTEES OF THE MASS. GENERAL HOSPITAL.

JANUARY 1, 1877.

*To the Trustees of the Massachusetts General Hospital.*

GENTLEMEN,—

During the year, two hundred and forty-two cases—one hundred and fourteen males, and one hundred and twenty-eight females—have been under treatment in the Asylum.

Ninety-two—forty males and fifty-two females—have been *admitted*.

Seventy-four persons — thirty-seven males and thirty-seven females — have been *discharged*, and the number remaining, to-day, upon our books is one hundred and sixty-eight — seventy-seven males and ninety-one females — eighteen more than on the 1st January, 1876.

The average number of patients was one hundred and sixty.

Of those received, seventy-four were recent cases, and eighteen were thought incurable at time of admission.

Eighteen of those discharged—six males and twelve females—were *recovered*.

Seventeen—ten males and seven females—were *much improved*.

Ten—six males and four females—were *improved*.

Seven—five males and two females—were *not improved*.

Twenty—Nine males and eleven females—have *died*.

One male patient did not remain long enough for treatment, and one female patient proved to be an inebriate, and not a proper case for treatment in the Asylum, and was discharged as soon as that fact was discovered.

Four of the deaths were from Organic Brain Disease; one from Organic Brain Disease with hypertrophy of the Heart; four from the exhaustion of Acute Mania; one from the exhaustion of Puerperal Mania; one from the exhaustion of Acute Mania with Diphtheria; two from the exhaustion of Acute Melancholia; one from Melancholia with Pneumonia; one from Melancholia with Phthisis; one from the exhaustion of Chronic Insanity; one from Chronic Insanity with fractured Femur; one from Chronic Insanity with extensive parotid and submaxillary Abscesses; one from General Paralysis; and one from Senile Dementia.

I append to this report several tables showing the relations of the persons admitted to this and other Hospitals, their nativity, residence, and age and the occupations of the men.

During the year we have made use of the same means of diversion and amusement, so often mentioned, and have followed the same plan of treatment, which experience has proved best, and we hope with good results. We have been favored with concerts, readings, parties and one excellent dramatic entertainment given by some of the officers and attendants. The Apollo and Mendelssohn Quintette Clubs, of Boston, have delighted our patients with their choice music, and several amateur musicians have given us pleasant evenings. To all who have in these ways manifested interest in us, and to those who have assisted in our social parties, or have sent us beautiful gifts of flowers, we are sincerely grateful.

The year just closed, has been unprecedented in the changes which have occurred in the staff of resident officers.

In February, Mr. E. S. Upham, Supervisor of the male wing, who had filled that office for five years, resigned, and was succeeded by Mr. A. F. Abbott.

In April Mr. and Mrs. Whittle, Steward and Matron for thirteen years, resigned.

Mr. William C. Bagley was appointed Steward. He entered upon his duties in May, bringing with him a large experience gained by twelve years service in other institutions.

Miss R. W. K pfer was appointed Matron, and entered the service of the Asylum in June.

Dr. Whittemore, who had so earnestly, and for so many years, served the Asylum, was summoned by

your Board, to the honorable position of Resident Physician at the Massachusetts General Hospital, and resigned his office of First Assistant Physician in August, to enter upon his new duties; but returned to the Asylum, from his vacation, at the time of Dr. Woodbury's accident, in answer to my call. For the willingness with which he deferred his own plans and came to our aid, he has my most earnest thanks; and he may be sure that he carries with him to his new home the friendly regards and kindest wishes of all here.

Dr. Woodbury was at once promoted to the office of First Assistant Physician, but had scarcely entered upon its duties, when a severe and dangerous wound, inflicted by the hands of a patient, deprived us of his services, and put even his life in danger. It gives me great pleasure to report that he is now much improved, and that his progress has been so favorable, that we may hope, before the close of the present year, to see him once more engaged in the active work of the Asylum.

Dr. Wilbur F. Sanborn, formerly Medical Student and Apothecary in this Asylum, had been recalled from the Asylum at Concord, N.H., where he was Assistant Physician, to take the position of Second Assistant Physician here. He came immediately after Dr. Woodbury's injury, and has since been performing the duties of First Assistant Physician, in a manner creditable to himself and satisfactory to all.

By a special vote of your Board I was instructed to procure a temporary Assistant Physician, during Dr.

Woodbury's illness, and was very fortunate in obtaining the services of Dr. James B. Ayer, of Boston, who came to the Asylum in October, and is an efficient officer, and a valuable addition to our working force.

Mr. Charles P. Baneroft, Medical Student and Apothecary, resigned in August, and was succeeded in September by Mr. Lucius J. Curtis.

To all the officers associated with me during the year, whether present or absent, and to all the employees in every department, who have faithfully performed their duties, I would tender my grateful acknowledgments.

My sincere thanks are due to the Board of Trustees for their counsel, support, and kind consideration.

GEORGE F. JELLY,

*Superintendent.*

MCLEAN ASYLUM FOR THE INSANE, }  
Somerville, 1st January, 1877. }

TABLE No. 1.

*Relation to Hospitals of the persons admitted during the year.*

	Males.	Females.	Total.
Never before in any Hospital.....	27	34	61
Former inmates of this Hospital.....	9	13	22
"    of other Hospitals in this State.....	1	7	8
"    of Hospitals in other States.....	4	3	7
"    of this Hospital and of other Hos- pitals in this State.....	1	3	4
"    of this Hospital and of Hospitals in other States.....	..	2	2
"    of other Hospitals in this State and of Hospitals in other States.....	..	1	1
"    of this Hospital, of other Hospitals in this State and of other Hospitals in other States.....	..	1	1
"    of this Hospital and of Hospitals in other Countries.....	..	1	1
Total number of <i>admissions</i> to this and to other Hos- pitals of those admitted during the year.....	42	65	107
Total number of <i>admissions</i> to this Hospital during the year.....	40	52	92
Number of individuals admitted during the year.....	38	51	89
Readmitted of those admitted during the year.....	2	1	3

TABLE No. 2.

*Nativity of Patients admitted during the year.*

	Males.	Females.	Total.
Massachusetts .....	17	32	49
Maine.....	3	7	10
New Hampshire.....	5	3	8
Rhode Island.....	2	2	4
Vermont.....	1	..	1
New York.....	1	1	2
Pennsylvania.....	1	1	2
Illinois.....	..	1	1
South Carolina.....	1	..	1
District of Columbia.....	1	..	1
Ireland.....	2	3	5
England.....	1	..	1
Canada.....	..	1	1
Wales.....	1	..	1
Prussia.....	1	..	1
France.....	1	..	1
Total.....	38	51	89



TABLE No. 3.

*Residence of Patients admitted during the year.*

	Males.	Females.	Total.
Massachusetts .....	29	46	75
Maine.....	2	1	3
New Hampshire.....	2	1	3
Rhode Island.....	2	1	3
New York.....	2	..	2
South Carolina.....	1	..	1
Illinois ...	..	1	1
Canada .....	..	1	1
	38	51	89

TABLE No. 4.

*Ages of Patients admitted during the year.*

Ages.	Males.	Females.	Total.
15 years and under.....	..	..	..
From 15 to 20 years.....	3	4	7
" 20 to 25 .....	2	4	6
" 25 to 30 .....	3	5	8
" 30 to 35 .....	6	7	13
" 35 to 40 .....	4	5	9
" 40 to 50 .....	7	11	18
" 50 to 60 .....	6	9	15
" 60 to 70 .....	6	5	11
" 70 to 80 .....	1	..	1
Over 80 years.....	..	1	1
Whole number of persons admitted.....	38	51	89

TABLE No. 5.

*Occupations of the Men admitted during the year.*

Traders .....	5	Teacher .....	1
Manufacturers.....	3	Merchants.....	2
Lawyers.....	4	Officer in U. S. N.....	1
Students.....	2	Mechanic.....	1
Engineer.....	1	Glass-maker.....	1
Cashier, in bank.....	1	Designer of prints.....	1
Farmers.....	2	Laborers.....	2
Blacksmith.....	1	No occupation.....	6
Shoe-cutter.....	1		
Clerks.....	2		
Police Officer.....	1		
			38

*Table of Admissions, Discharges, and Results, at the McLean Asylum, from its opening, October 6, 1818, to December 31, 1876, inclusive.*

YEARS.	Admitted.	Discharged	Whole No under care.	Died.	Much improved, etc.	Recovered	Remaining at end of year.	Average No. of Patients.
1818-21	149	121	199	9	80	32	78	-
1822	64	50	92	5	31	14	42	-
1823	73	61	115	2	39	20	54	-
1824	53	56	107	5	28	23	51	-
1825	59	56	110	8	27	21	54	-
1826	47	46	101	5	21	20	55	-
1827	58	56	113	5	17	34	57	-
1828	77	65	134	5	37	23	69	-
1829	73	77	142	9	42	26	65	-
1830	82	78	147	10	34	34	69	-
1831	83	84	152	8	46	30	68	-
1832	94	98	162	10	45	43	64	-
1833	103	100	167	8	50	42	67	-
1834	103	95	174	7	47	41	80	-
1835	83	84	163	11	28	45	77	-
1836	106	112	183	10	38	64	71	-
1837	120	105	191	8	25	72	86	80
1838	128	131	224	12	45	74	93	95
1839	132	117	225	10	38	69	108	112
1840	155	138	263	13	50	75	125	128
1841	157	141	283	11	55	75	142	135
1842	129	138	271	15	43	80	133	143
1843	126	126	260	18	45	63	134	131
1844	158	140	292	20	52	68	152	146
1845	119	120	271	13	33	74	151	149
1846	148	126	299	9	52	65	173	164
1847	170	170	343	33	50	87	173	172
1848	143	155	316	23	50	82	155	171
1849	160	137	321	15	58	64	184	177
1850	173	157	357	28	51	78	200	201
1851	164	173	364	29	69	75	191	195
1852	145	135	336	15	48	72	201	200
1853	114	120	315	17	45	58	195	194
1854	120	120	315	16	45	59	195	195
1855	123	126	318	24	46	56	192	192
1856	149	145	341	19	53	68	196	195
1857	141	159	337	28	60	71	178	191
1858	155	147	333	25	50	72	186	187
1859	131	142	317	28	53	61	175	185
1860	121	109	296	24	46	39	187	185
1861	111	110	298	23	33	54	188	193
1862	82	94	270	18	37	39	176	190
1863	94	69	270	13	20	36	201	191
1864	101	107	302	27	38	42	195	200
1865	82	85	277	17	33	35	192	186
1866	103	98	295	29	23	46	197	197
1867	89	108	286	27	36	45	178	186
1868	92	94	270	23	37	34	176	166
1869	108	100	284	18	31	51	184	187
1870	79	85	263	12	40	33	178	187
1871	75	81	253	13	47	21	172	178
1872	93	101	265	23	63	15	164	173
1873	92	95	256	13	63	19	161	165
1874	75	88	236	10	58	20	148	159
1875	85	83	233	16	51	16	150	156
1876	92	74	242	20	36	18	168	160
	6156	5988		872	2423	2693		



Table of Applications, Admissions, etc., for Fifteen Years,—1862-1876.

Years.	Applications.		Admissions.		American.		Foreign.		Not Admitted.		Discharged, cured, relieved, or improved.		Percentage of same, on Admissions.		Died.		Accidents.		Whole number under care in the year.		No. of Free patients.		Paying all the time.		Paying part of the time.		Greatest total number at any one time.		Least total number at any one time.		Average number at any one time.		Greatest number at any one time.		Average time in weeks Paying at Hospital.		Average time in weeks Paying at Hospital.		Out Patients.					
	Hospital.	Asylum.	Hospital.	Asylum.	Hospital.	Asylum.	Hospital.	Asylum.	Hospital.	Asylum.	Hospital.	Asylum.	Hospital.	Asylum.	Hospital.	Asylum.	Hospital.	Asylum.	Hospital.	Asylum.	Hospital.	Asylum.	Hospital.	Asylum.	Hospital.	Asylum.	Hospital.	Asylum.	Hospital.	Asylum.	Hospital.	Asylum.	Hospital.	Asylum.	Hospital.	Asylum.	Hospital.	Asylum.	Hospital.	Asylum.	Hospital.	Asylum.	Hospital.	Asylum.
1862	1888	1611	82	718	81	893	1	277	1274	76	79.08	92.6	101	18	271	1751	270	1299	44	11	166	193	102	177	134	190	133	45	2.1	4.3	4900													
1863	2051	1648	94	648	92	1000	2	403	1315	56	79.18	59.5	162	13	292	1793	270	1468	308	17	158	206	116	179	137	191	135	29	3.4	4.0	4987													
1864	1942	1593	101	654	99	945	2	323	1306	80	8.168	79.1	130	27	242	1749	302	1288	350	11	157	208	110	162	138	200	139	33	3.2	4.4	5619													
1865	1430	1199	82	571	80	628	2	231	497	68	8.315	82.9	104	17	140	1347	277	107	592	68	104	195	88	181	113	186	137	72	3.7	4.8	5555													
1866	1328	1130	103	542	106	587	3	208	969	69	81.17	66.9	93	29	132	1224	295	556	623	45	109	203	78	192	95	197	62	5.8	3.4	5.1	5608													
1867	1419	1206	89	558	88	648	1	213	958	81	79.43	91.0	94	27	113	1301	283	676	601	24	126	200	72	172	104	186	77	62	3.4	4.3	4553													
1868	1474	1265	92	604	92	631	0	209	1045	71	80.03	77.1	85	23	98	1373	218	840	592	31	132	181	69	160	102	163	97	56	3.0	3.5	5294													
1869	1623	1330	108	631	108	709	0	243	1123	82	80.03	75.9	107	18	43	1217	284	930	563	24	129	196	90	177	118	187	98	55	3.4	4.3	4933													
1870	1706	1302	79	584	76	718	3	404	1083	73	82.20	92.4	85	12	140	1427	312	958	433	30	137	195	98	181	120	187	106	45	3.4	4.8	8767													
1871	1781	1427	75	649	75	778	0	354	1143	52	80.69	69.3	109	13	178	1537	253	1056	456	25	154	187	91	167	122	178	126	43	3.1	3.9	9792													
1872	1815	1547	93	665	88	882	5	208	1271	52	82.15	55.9	120	23	259	1701	295	1289	396	16	160	179	97	163	135	173	133	42	3.1	4.3	11878													
1873	1958	1550	92	640	85	910	7	408	1201	64	77.48	69.5	186	13	294	1760	296	1195	541	61	187	171	129	158	156	165	44	3.8	6.0	16517														
1874	2163	1639	75	713	68	926	7	514	1342	54	81.88	72	127	10	183	1800	296	1251	394	120	183	167	111	114	139	159	146	41	2.7	5.6	15612													
1875	2357	1841	85	799	72	1022	13	516	1412	57	76.70	67	180	16	285	1989	233	1655	336	88	199	165	132	145	166	156	176	31	2.8	5.2	16993													
1876	2560	1906	92	900	82	1006	10	654	1621	45	85.04	48.9	150	20	245	2066	242	1686	308	92	210	173	163	148	185	160	182	36	3.2	5.7	17292													

Table Showing the Cost of Principal Stores at the McLean Asylum.

Articles.	1873.			1874.			1875.			1876.		
	Quantity.	Cost.	Average.	Quantity.	Cost.	Average.	Quantity.	Cost.	Average.	Quantity.	Cost.	Average.
Beef.....	12,115	\$2,308 71	.1956	16,103	\$2,980 29	.18507	57,458	11,147 02	.193	59,614	\$7,535 82	.126
“ Steak.....	45,214	9,020 11 <sup>1</sup>	.1994	46,386	9,581 32	.20555	}					
“ Corned.....	9,379	1,126 66	.1212	12,078	1,452 89	.12029						
Mutton and Lamb.....	12,658	1,999 46	.15796	14,788	2,309 92	.1562	13,554	2,190 74	.15699	19,025	2,656 34	.139
Veal.....	10,184	1,653 20	.16233	5,314	827 94	.1538	7,401	1,086 16	.14675	2,917	425 76	.145
Poultry.....	25,798	6,881 64	.2667	25,317	6,254 80	.24705	22,957	5,364 59	.23367	24,649	5,363 83	.217
Hams.....	4,389	614 85	.13398	1,860	244 86	.13164	2,458	373 77	.15205	5,603	758 93	.135
Eggs.....	16,136	4,712 90	.29207	15,120	4,161 69	.27524	14,549	4,144 09	.28483	12,405	2,904 87	.234
Lard.....	1,307	125 83	.09632	1,890	263 46	.13939	1,866	276 38	.14811	1,233	168 08	.136
Flour.....	279	3,244 25	.1162	293	3,187 00	.1024	298	2,638 82	8 85	*348	3,079 69	8 84
Butter.....	20,393	7,371 53	.36147	20,258	7,854 73	.38773	20,384	7,307 10	.35847	20,426	6,031 23	.295
Coffee.....	4,217	1,297 29	.30763	4,843	1,841 30	.38019	4,054	1,496 24	.36907	4,109	1,237 82	.301
Tea.....	1,873	838 79	.44783	2,071	1,009 94	.48765	1,760	812 12	.46143	1,908	850 21	.445
Sugar.....	30,443	3,491 72	.11469	27,003	2,888 17	.10695	28,856	3,149 97	.10916	28,033	3,072 37	.109
Lights.....	.....	4,472 72	.....	.....	4,764 15	.....	.....	4,362 47	.....	.....	4,956 17	.....
Coal.....	.....	7,479 96	8 29	945 13 9	7,799 20	8 24	1,183 200	9,213 33	7 78	1,106	7,551 12	6 83
Wood.....	.....	586 77	10 45	564	547 12	9 64	63 3	557 00	8 77	46 3	330 06	7 06
Ice.....	.....	956 00	4 00	248 65	1,761 70	7 85	231 3 4	927 00	4 00	371	1,486 00	4 00

\* The bread for both Hospital and Asylum has been baked at the Asylum since September, 1876, which will account for the increased quantity of Flour used.

Table Showing the Cost of Principal Stores at the Massachusetts's General Hospital.

Articles.	1873.			1874.			1875.			1876.		
	Quantity.	Cost.	Average.	Quantity.	Cost.	Average.	Quantity.	Cost.	Average.	Quantity.	Cost.	Average.
Beef, Sirloin.....lbs.	8,717	\$2,353.59	.27	6,761	\$1,798.56	.266	8,178	\$2,044.50	.25	9,577	\$2,097.46	.219
“ for Soup.....“	3,755	206.52	.055	4,855	267.02	.055	4,320	237.60	.055	*1,702	86.63	.0509
“ Corned.....“	6,960	745.60	.11	5,693	626.23	.11	6,581	723.91	.11	6,831 <sup>1</sup>	560.18	.082
“ Round.....“	6,320	1,264.00	.20	6,520	1,304.00	.20	6,765	1,353.00	.20	{ 8,702	747.54	.0851
“ Rump.....“										{ 71,398	209.70	.15
“ Ribs.....“	6,666	933.24	.14	7,020	982.80	.14	7,890	1,104.60	.14	6,736	744.32	.1105
Mutton.....“	4,323	540.37	.125	4,923	590.76	.12	6,284	710.09	.113	10,482	1,112.14	.1061
Poultry.....“	8,971	2,233.77 <sup>1</sup>	.249	7,928	1,803.62	.227	9,865	2,209.76	.224	10,641	2,202.68	.207
Butter.....“	8,881	3,357.45	.378	7,969	3,161.06	.397	8,781	3,003.10	.342	10,339	3,411.87	.33
Eggs.....doz.	3,241	959.05	.299	3,300	869.00	.263	4,251	1,207.28	.284	4,144	969.69	.234
Flour.....lbs.	32	370.00	11.562	30	318.00	10.60	30	270.00	9.00	37	318.20	8.60
Bread.....lbs.	42,023	2,311.26	.055	40,654	2,235.97	.055	43,392	2,386.56	.055	42,209	2,321.49	.055
Ice.....tons.	108 <sup>1</sup>	434.92	4.00	108 <sup>1</sup>	733.80	6.75	120 <sup>1</sup>	492.84	4.09	140 <sup>1</sup> 3 4 9	566.98	4.00
Sugar.....lbs.	13,416	1,408.68	.105	9,687	951.01	.098	10,708	1,060.09	.099	14,161	1,366.53	.096
Tea.....“	1,268	773.48	.61	621	324.13	.522	1,243	720.94	.58	841	437.32	.52
Milk.....qts.	59,841	4,122.38	.069	58,023	4,124.14	.071	71,312	4,635.28	.065	90,584	5,396.80	.0596
Potatoes.....bush.	599	623.95	1.05	591	605.77	1.025	661	609.44	.922	767	656.55	.856

\* For 8 months. † For 4 months.

OFFICERS OF THE INSTITUTION.

1877.

HENRY B. ROGERS, . . . . . *President.*  
NATHANIEL THAYER, . . . . . *Vice-President.*  
FRANCIS H. PEABODY, . . . . . *Treasurer—40 State Street.*  
THOMAS B. HALL, . . . . . *Secretary—75 State Street.*

TRUSTEES.

SAMUEL ELIOT, . . . . . *Chairman—44 Brimmer Street.*  
\*CHARLES V. BEMIS, . . . . . *Medford, Mass.*  
E. FRANCIS BOWDITCH, . . . . . *Framingham, Mass.*  
PETER C. BROOKS, JR., . . . . . *7 Arlington Street.*  
CHARLES H. DALTON, . . . . . *33 Commonwealth Avenue.*  
EDMUND DWIGHT, . . . . . *60 State Street.*  
\*WILLIAM ENDICOTT, JR., . . . . . *10 Mt. Vernon Street.*  
GEORGE S. HALE, . . . . . *39 Court Street.*  
\*HENRY P. KIDDER, . . . . . *40 State Street.*  
CHARLES J. MORRILL, . . . . . *11 Arlington Street.*  
ROBERT H. STEVENSON, . . . . . *44 Kilby Street.*  
\*SAMUEL D. WARREN, . . . . . *67 Mt. Vernon Street.*

BOARD OF CONSULTATION.

EDWARD REYNOLDS, M.D. D. H. STORER, M.D.  
JOHN B. S. JACKSON, M.D. CHARLES E. WARE, M.D.  
HENRY I. BOWDITCH, M.D. JOHN E. TYLER, M.D.  
ALGERNON COOLIDGE, M.D.

\*Appointed by the Governor of the Commonwealth.

## OFFICERS OF THE HOSPITAL.

JAMES H. WHITTEMORE, M.D. . . .	<i>Resident Physician.</i>
GEORGE C. SHATTUCK, M.D. . . .	} <i>Visiting Physicians.</i>
FRANCIS MINOT, M.D. . . . .	
CALVIN ELLIS, M.D. . . . .	
SAMUEL L. ABBOT, M.D. . . . .	
BENJAMIN S. SHAW, M.D. . . . .	
GEORGE G. TARBELL, M.D. . . . .	
HENRY J. BIGELOW, M.D. . . . .	} <i>Visiting Surgeons.</i>
SAMUEL CABOT, M.D. . . . .	
GEORGE H. GAY, M.D. . . . .	
RICHARD M. HODGES, M.D. . . . .	
CHARLES B. PORTER, M.D. . . . .	
JOHN COLLINS WARREN, M.D. . . .	
DAVID H. HAYDEN, M.D. . . . .	} <i>Physicians to Out-Patients.</i>
WILLIAM L. RICHARDSON, M.D. . .	
EDWARD N. WHITTIER, M.D. . . .	
HENRY TUCK, M.D. . . . .	
HENRY H. A. BEACH, M.D. . . . .	} <i>Surgeons to Out-Patients.</i>
THOMAS B. CURTIS, M.D. . . . .	
JOHN HOMANS, M.D. . . . .	
JAMES C. WHITE, M.D. . . . .	} <i>Physician to Out-Patients with diseases of the Skin.</i>
JAMES J. PUTNAM, M.D. . . . .	} <i>Physician to Out-Patients with diseases of the Nervous System.</i>
FREDERICK I. KNIGHT, M.D. . . .	} <i>Physician to Out-Patients with diseases of the Throat.</i>
OLIVER F. WADSWORTH, M.D. . . .	} <i>Ophthalmic Surgeon to Out-Patients.</i>
CHARLES WILSON, D.M.D. . . . .	<i>Dentist.</i>
REGINALD H. FITZ, M.D. . . . .	} <i>Microscopist, and Curator of the Pathological Cabinet.</i>
EDWARD S. WOOD, M.D. . . . .	<i>Chemist.</i>
HENRY P. QUINCY, M.D. . . . .	<i>Artist.</i>
MARCELLUS HUTCHINSON, } EDWARD G. BOOTH. . . . . }	<i>Medical House-Pupils. for 1876-77.</i>



OLIVER H. EVERETT, . . .	} <i>Surgical House-Pupils, for</i> 1876-77.
OCTAVIUS T. HOWE, . . .	
CHARLES W. COOPER, . . .	
HENRY C. HAVEN, . . . .	
MISS G. L. STURTEVANT, . . . . .	<i>Matron.</i>
CHARLES A. CLOUGH, . . . . .	<i>Apothecary.</i>

OFFICERS OF THE McLEAN ASYLUM.

GEORGE F. JELLY, M.D. . . . .	<i>Superintendent.</i>
CHARLES E. WOODBURY, M.D. . . .	<i>1st Assistant Physician.</i>
WILBUR F. SANBORN, M.D. . . . .	<i>2nd Assistant Physician.</i>
JAMES B. AYER, M.D. . . . .	<i>pro tem, Assistant Physician.</i>
LUCIUS J. CURTIS, . . . . .	<i>Medical Student and Apothecary.</i>
WILLIAM C. BAGLEY, . . . . .	<i>Steward.</i>
MISS R. W. KÜPFER, . . . . .	<i>Matron.</i>
ALBOURNE F. ABBOTT, . . . }	} <i>Supervisors.</i>
MISS LUCIA E. WOODWARD, . . . }	

## STANDING COMMITTEES.

*On Finance.*

MESSRS. KIDDER AND MORRILL.

*On Accounts and Expenditures.*

MESSRS. STEVENSON AND BROOKS.

*On Free-Beds.*

MESSRS. BOWDITCH AND ENDICOTT.

*On the Book of Donations.*

DR. BEMIS.

*On the Warren Fund and Library.*

MESSRS. ELIOT AND HALE.

*On Repairs.*

MESSRS. DALTON, DWIGHT, AND WARREN.

*On Admitting Patients.*

MESSRS. WARREN AND DWIGHT.

## VISITING COMMITTEE.

February and August, . . .	MESSRS. KIDDER AND STEVENSON.
March and September, . . .	“ MORRILL AND ENDICOTT.
April and October, . . .	“ DWIGHT AND ELIOT.
May and November, . . .	“ BOWDITCH AND DALTON.
June and December, . . .	“ HALE AND WARREN.
July and January, . . .	“ BEMIS AND BROOKS.

## LADIES' VISITING COMMITTEE.

January, . . .	MRS. ROBERT H. STEVENSON, MISS E. C. GRAY.
February, . . .	MISS GRAY, MISS ELIZA GOODWIN, MISS YOUNG.
March, . . .	MISS YOUNG, MISS ELIZA GOODWIN, MISS LOUISA LORING.
April, . . .	MISS LOUISA LORING, MISS SERAFINA LORING.
May, . . .	MISS SERAFINA LORING, MRS. ELIOT.
June, . . .	MRS. ELIOT, MRS. FREDERICK C. SHATTUCK.
July, . . .	MRS. FREDERICK C. SHATTUCK.
October, . . .	MRS. S. D. WARREN.
November, . . .	MRS. S. D. WARREN, MISS MARY TORREY.
December, . . .	MISS MARY TORREY, MRS. ROBERT H. STEVENSON.

SIXTY-FOURTH  
ANNUAL REPORT  
OF THE  
TRUSTEES  
OF THE  
MASSACHUSETTS  
GENERAL HOSPITAL,  
1877.

---

Printed at the expense of the Bowditch History Fund.

---

BOSTON:  
1878.  
JAMES F. COTTER & CO., PRINTERS,  
14 STATE STREET.



# REPORT OF THE TRUSTEES

OF THE

MASSACHUSETTS GENERAL HOSPITAL,

For the Year 1877.

---

THE Committee of the Trustees, appointed to prepare the Annual Report of the Board to the Corporation, to whom the accounts of the Treasurer and the Reports of the other officers have been referred, respectfully submit the

## SIXTY-FOURTH ANNUAL REPORT.

No change has occurred in the constitution of the Board of Trustees, or of the Medical Staff of the Hospital during the year.

At the Asylum, Dr. Woodbury, finding his recovery less speedy than was hoped, tendered his resignation, which was accepted by the Trustees, and he has sought relief in the entire rest which a prolonged absence abroad will afford him. He carries with him the sympathy and best wishes of all with whom his faithful service to the Institution have brought him in contact.

Dr. J. B. Ayer, *pro tem.* Assistant Physician, left the Asylum in February, and was succeeded by Dr. A. R. Moulton, who also resigned in September, to accept a permanent position in the new Hospital at Worcester. Neither of these vacancies has yet been filled.

Miss K pfer, the Matron at the Asylum, resigned on account of impaired health, and was succeeded by Mrs. Sarah P. Rutherford, in the month of September.

Mr. Lucius J. Curtis, Medical Student and Apothecary, resigned in December, and Mr. Charles F. Denny was appointed in his place.

The accounts of the Treasurer for the year 1877, with the vouchers for all payments by him during the year, have been examined by the Committee, and found to be correct.

The evidences of property held by the Corporation have also been examined, and found to correspond with the entries upon the 'Treasurer's books.

The finances of the Institution are in a much more prosperous condition than at the date of the last annual report. The appeal then made to the public urging an increase in the number of annual Free Bed Subscribers resulted in an addition of seven thousand dollars to that fund for the past year. It is earnestly hoped that all these subscribers will continue their contributions, and that new names may be added which will more than compensate for the inevitable thinning out by death, which is always so painfully apparent in our annual reports.

The Trustees gratefully acknowledge the following

DONATIONS AND LEGACIES :

Bequest of Miss Charlotte Harris, (in part)....	\$130,150.00
Bequest of M. P. Sawyer, (in part).....	1,626.27
Bequest of Miss Elizabeth Powers.....	3,000.00
Bequest of Mrs. F. W. Lincoln, (in part).....	80,000.00
Bequest of Mrs Margaret B. Blanchard.....	4,000.00
Donation from Executors of Augustus Hemenway..	20,000.00
Donation from Executors of Augustus Hemenway, for Training School for Nurses.....	5,000.00
Bequest of Dr. Charles A. Jessup, (in part)....	500.00
Donation of George Gardner.....	1,000.00
Bequest of Quincy Tufts.....	10,000.00
Bequest of James McGregor.....	5,000.00
From one hundred and eighteen annual Free Bed Subscribers.....	15,450.00
	\$275,726.27

The large addition to the income of the Corporation from these munificent bequests and donations, together with the rigid economy forced upon the management by the straitened condition of our finances, at the beginning of the year, have brought about the gratifying result that, for the first time for several years, the annual account does not show a deficit. In order to reduce as much as possible the expenses at the Hospital, the Trustees voted, early in the year, to reduce the number of Free Beds from one hundred and sixty to one hundred and forty.

while the efficient administration of his trust by Mr. Bagley, the Steward at the Asylum, favored also by a lower range of prices for most articles of large consumption, and an increase in the average number of boarders, diminished the average cost per week for each patient there from \$19.72 in 1876 to \$15.66 in 1877, without, as we believe, in any degree reducing the quality or abundance of the food. It should be mentioned, as accounting in part for the large reduction of expenses, that the repairs, both at the Hospital and Asylum, were very much less in 1877 than during the preceding year.

As will be seen by the Report of the Resident Physician of the Hospital, the average number of patients during the year was one hundred and sixty-four, of which the average number of one hundred and forty-three were occupants of Free Beds, being about eighty-seven per cent. of the whole number.

The whole number of persons under medical or surgical treatment, during the year was one thousand six hundred and fifty-seven, of whom one thousand five hundred and fifteen were adults and one hundred and forty-two children. The presence of these children may well be considered as one of the important curative influences of the place. They are well cared for and happy, and they naturally gather about them the interest and sympathy of the adult patients, diverting their thoughts from themselves and their own troubles to the little sufferers, whose patient fortitude they may well



emulate. As the children become convalescent, their presence with their little games tends to infuse in some degree the cheerful atmosphere of home life into the loneliness of the Hospital ward.

The expenses of the Hospital Department	
were, . . . . .	\$83,790.89
of which there was received from paying	
patients, . . . . .	10,833.10
	<hr/>
leaving as a charge upon the Free Bed	
subscriptions and the income of the	
permanent funds the sum of . . .	<u>\$72,957.79</u>

The whole number of out-patients applying for treatment during the year was eighteen thousand and four, against seventeen thousand two hundred and ninety-two in 1876, the daily average being one hundred and twenty-one. The great increase in the number of out-patients during the last few years has engaged the serious attention of the Trustees, and led to the adoption of some measures to ascertain, as far as was practicable, how large a proportion of the applicants were of the class properly entitled to such relief.

During the greater part of the year a person has been employed to ask a small fee from all applicants who seemed to be able to pay something, and to investigate the circumstances of all who came regularly for treatment. The result of these inquiries proved that a very large proportion of

the patients were deserving poor, while some were found who could well afford to pay for medical treatment. During the month of November, therefore, a competent and experienced person was employed by the Trustees to examine into the case of each applicant from Boston, with the following result as shown by the Report of the Resident Physician :

Whole number of visits, . . . . .	386
Number of deserving poor not able to pay, .	254
Number giving wrong address, . . . . .	79
Number able to pay, . . . . .	53

Of those giving the wrong address it is probable that one-half may have done so through some misunderstanding, or from some vague idea, natural to an ignorant person, that the information wanted would in some way be to their prejudice, while at the same time being proper subjects for gratuitous treatment. Making this allowance it appears that, of three hundred and eighty-six applicants, ninety-three or about one quarter might be considered as able to pay, though some of these would probably be found to be on the border line between self-support and poverty, able when in health to take care of themselves and their families, but whose little savings rapidly melt away, when the daily earnings cease by reason of sickness or accident. In the administration of any great public charity it is inevitable that some will claim its benefits who are not entirely worthy, and it is a difficult problem to reduce this class to a minimum, without excluding any deserving beneficiaries.

During the past year a small addition has been made to the westerly end of the main building of the Hospital, affording a light, airy and convenient room for the use of the Apothecary, in marked contrast to his former dismal quarters.

An entrance to the main building has also been made at the east end, and an office for the Resident Physician, with rooms for the reception of patients, made in that part of the basement story, a great improvement and at moderate cost.

The reports of the Resident Physician of the Hospital, and of the Superintendent of the Asylum express the obligations which the Trustees deeply feel to the many kind friends who have ministered to the comfort or amusement of the patients of both Institutions during the year. Especial acknowledgment is due to those ladies and gentlemen from Cambridge who have so faithfully continued the devoted attentions of former years.

In this connection we may intimate that a real service may be rendered to the Hospital by the gift of pictures, engravings or photographs, or by contributions of money specially to defray the expense of painting and decorating the walls and ceilings of the Wards. An object of beauty upon which the eye may rest and which it may study day after day with increasing interest, will shorten many a weary hour of convalescent life.

While the liberal bequests before alluded to have for the moment restored the financial equilibrium, the

friends of the Institution must not suppose that its need of large donations and bequests, if it is to maintain its high standard of usefulness, will be less urgent than heretofore. We can even now see the necessity for a very large expenditure at no distant day, for the erection of new buildings for the insane upon our land at Belmont. The present Asylum at Somerville, made up, as it is, by one addition after another to an old mansion, though probably equal or superior to any similar institution of its time, does not now afford the means of comfort and cure which might reasonably be expected from new buildings, admitting of a more thorough classification of patients and a more homelike arrangement.

The absence of all demand for such property will probably make a sale of the Somerville estate impossible for some years.

Our only reliance, therefore, for the means to take this great step forward in the treatment of these unfortunates confided to our care, must be in that public liberality which never fails to respond to an appeal for a worthy object.

WM. ENDICOTT, JR., }  
 ROBT. H. STEVENSON, } *Committee.*

BOSTON, February 6, 1878.

*To the Trustees of the McLean Asylum :*

THE Committee on Admitting Patients begs leave to report that during the past year no application for admission has been refused for want of means of payment. Not more than one or two have been turned away for want of room in the female side. To make room, eleven of the older and incurable patients have been removed, by their friends, at your request.

The total number admitted—110,—is the largest since 1861, when it was 111. The average number, 175, is the largest since 1871, when it was 178. In that year (1871) the cost was \$15.80, against \$15.66 the past year, but the receipts for board last year \$153,573, exceeded those for 1871 by \$17,000, or nearly 12 per cent.

The wages of the attendants amount to \$19,032. There are 33 on the male side of the house, and 36 on the female side.

If women nurses were substituted for men on the gentlemen's side, perhaps twenty out of the thirty-three male attendants could be discharged, at a saving of \$2,400 per annum, and the Committee believes that such a change would also be greatly for the benefit of the patients.

All danger of harsh treatment would be avoided. The influence of the nurses would be a soothing one much needed by irritable nerves. Our men

patients come to us from the care of women, their mothers, sisters or wives. From their arrival at the Asylum, they hardly see a woman's face. We do not believe the change is a desirable one. All the improvements in the care of the insane have been in the direction of treating them, so far as possible, like other people. It would seem to be an experiment well worth trying, and worthy of the McLean Asylum, to place men who are nervously deranged under the care of women.

The cost of lights is very high compared with other Asylums. In the Bloomingdale Asylum, where the cost for 1876 was \$11.79 per week, the cost of lights per patient, per annum was \$9.25, while ours last year was \$27.65, and in 1876, \$30.98. It might be an economy to make our own gas.

EDMUND DWIGHT, }  
S. D. WARREN. } *Committee on*  
*Admitting Patients.*

REPORT OF THE TREASURER  
OF THE  
MASSACHUSETTS GENERAL HOSPITAL,

For the Year 1877.

*To the Board of Trustees :*

GENTLEMEN :—

THE past year has been a prosperous one for the Institution. You will remember that at its commencement you were obliged to reduce the number of Free Beds, owing to insufficient income.

By means of this reduction, and the active efforts which were made to enlarge the Annual Free Bed Subscriptions, the income for the past year has exceeded the expenditures. The generous bequest of Miss Charlotte Harris has also given the General Fund means to meet the floating debt.

During the past year the income from investments has been :—

From State of Massachusetts Bonds.....	\$1,220.42
“ City of Boston Bonds.....	6,449.64
“ Mass. Hospital Life Ins. Co. Stock..	5,000.00
“ Railroad Bonds.....	3,074.17
“ Railroad Stocks.....	20.00
“ United States 5-20 Bonds, 1867.....	292.05
“ Manufacturing Stocks.....	2,410.00
“ Bank Stocks.....	2,427.32
“ Productive Real Estate.....	7,973.01
“ Redman Real Estate.....	6,650.83
“ Notes Receivable.....	7,473.40
“ Annuities Receivable.....	6,014.88
	\$49,005.72

Which has been distributed as follows:—

(See Inc. & Exp. acc't.)	To Redman Fund.....	\$20,013.11
	“ Warren Prize Fund.....	125.62
(See Table 4.)	“ Library Funds.....	327.76
	“ Bowditch History Fund.....	109.25
	“ Wooden Leg Fund.....	273.13
	“ Redman Annuities.....	936.00
	“ Clara Barton Annuity.....	204.74
	“ Surgical Instrument Fund.....	68.28
(See Table 6.)	“ Amusement Fund.....	546.26
(See Table 2.)	“ Free Bed Funds, for use..... \$16,004.71 for Joy Annuities 700 00	16,704.71
(See Table 6.)	“ Beneficiaries at Asylum Funds.....	3,974.09
(See Table 6.)	“ $\frac{1}{2}$ Lincoln Fund.....	2,018.55
	“ Fund for the Training School for Nurses	132.45
(See Inc. & Exp. acc't.)	“ Miss Shaw Fund.....	300.44
(See Inc. & Exp. acc't.)	“ Funds with Unrestricted Income.....	2,185.04
(See Inc. & Exp. acc't.)	“ General Fund.....	1,086.29
		<u>\$49,005.72</u>

The Income for 1876, was..... \$62,398.16

The Income for 1877, was..... 49,005.72

Apparent decrease..... \$13,392.44

Of this decrease part is real, consisting mainly of:—

Decrease in dividend Mass. Hospital Life Ins. Co.....	\$3,000.00
“ rents of Productive Real Estate.....	957.07
“ “ Redman Real Estate.....	5,422.92
	<u>9,379.99</u>
Balance.....	<u>\$4,012.45</u>

This last item consists principally of rent of Estate 496 Washington Street, which is considerably in arrears.

The rest of the decrease, viz., \$4,012.45 is only apparent, as the income credited January 1, 1878, is



\$8,500 more than that credited January 1, 1877; the surplus of about \$4,500 arising from increased capital invested.

The INCOME AND EXPENSE ACCOUNT is as follows:

(See Table 1.) Expenses of the Hospital Department.....	\$83,790.89
(See Table 5.) Expenses of the Asylum Department.....	146,217.78
Warren Prize.....	373.41
Publishing Trustees Report for 1876, at the expense of the Bowditch History Fund.....	372.18
Interest on Debt.....	2,175.50
Insurance .....	75.30
	<hr/>
	\$233,005.06

#### INCOME.—FOR HOSPITAL DEPARTMENT.

(See Table 2.) Income of Free Bed Funds...	\$16,004.71
(See Table 4.) " Library Funds....	279.16
(See Table 3.) Donations from 118 Free Bed Subscribers.....	15,450.00
Net amount charged to patients	14,103.53
	<hr/>
	\$45,837.40

#### FOR ASYLUM DEPARTMENT.

Drawn from the principal of the Dr. S. Cabot Fund...	\$100.00
(See Table 6.) Income of Funds for Bene- ficiaries.....	3,974.09.
(See Table 6.) Income of Funds for Female Beneficiaries.....	2,018.55
(See Table 6.) Income of Amusement Fund..	546.26
Net amount charged to patients	153,573.64
	<hr/>
	\$160,212.54

#### FOR SUNDRY PURPOSES.

Accumulated Income of Warren Prize Fund.	\$373.41
Accumulated Income of Bowditch History Fund	372.18
Income of Funds, applicable to any of the purposes of the Institution except the erection and repair of buildings.....	20,013.11
Income of Miss Shaw Fund.....	300.44
	<hr/>
<i>Amounts carried forward</i> .....	\$21,059.14
	<hr/>
	\$206,049.94
	<hr/>
	\$233,005.06

<i>Amounts brought forward</i> .....	\$21,059.14	\$206,049.94	\$233,005.06
Income of Funds without restrictions.....	3,271.33		
		<u>24,330.47</u>	<u>230,380.41</u>
Balance drawn from the General Fund.....			<u><u>\$2,624.65</u></u>

As before stated, the apparent deficit is owing to the fact that about \$8,500 is credited early in 1878 instead of late in 1877. The operations of the year, therefore, really show a small surplus of revenue.

TABLE 1.

## EXPENSES OF THE HOSPITAL DEPARTMENT.

For Stores.....	\$31,599.62
Gas and Oil.....	1,877.90
Water.....	1,302.17
Wages.....	22,018.89
Medicine.....	2,634.55
Furniture.....	5,131.24
Surgical Instruments.....	1,638.76
Stationery.....	538.93
Wines and Liquors.....	1,829.47
Repairs.....	3,021.81
Fuel.....	6,604.66
Salaries.....	4,670.00
Library.....	279.16
$\frac{1}{2}$ General Expenses.....	907.40
	<u>\$84,054.56</u>
Less Contingencies.....	263.67
	<u><u>\$83,790.89</u></u>

These expenditures have been for account of:—

Library.....	\$279.16
1351 Free Patients for 7,701 weeks.....	72,678.63
396 Paying Patients for 1,143 weeks.....	10,833.10
	<u>\$83,790.89</u>

The average number of patients has been in 1876, 185½

“ “ “ “ “ 1877, 164

The average cost per week has been, 10,001 weeks

in 1876, . . . . . 9.41

The average cost per week has been, 8,844 weeks

in 1877, . . . . . 9.47

The total expenses have been in 1876, . . \$94,691.12

“ “ “ in 1877, . . 83,790.89

### TABLE 2.

#### FREE BEDS ACCOUNT.

The amount paid for account of free patients has been, . . . . . \$72,678.63

The amount received for them has been :

From Income Free Bed Funds, \$16,004.71

“ 118 Subscribers for this

object, . . . . . 15,450.00

31,454.71

The deficiency has been drawn from

the General Fund, . . . . . \$41,223.92

### TABLE 3.

#### SUBSCRIBERS FOR FREE BEDS.

Theodore Lyman.....	\$100	<i>Amount brought up</i> .....	\$1,200
Wm. Amory.....	100	S. D. Warren.....	100
H. P. Kidder.....	200	Boston and Providence Railroad Co.	100
F. H. Peabody.....	100	Boston and Maine Railroad Co....	100
Fitchburg Railroad Co.....	100	John G. Cushing.....	100
J. & J. R. Coolidge.....	100	Miss Jane Welles.....	100
T. Jefferson Coolidge.....	100	Mrs. Gorham Brooks.....	100
Mrs. J. E. Lodge.....	100	Shepherd Brooks.....	100
George Higginson.....	100	Miss Madeleine C. Mixter....	} 100
W. W. Tucker.....	100	Miss Helen K. Mixter.....	
J. C. Gray.....	100	George O. Hovey.....	100
<i>Amount carried up</i> .....	\$1,200	<i>Amount carried forward</i> ....	\$2,100

<i>Amount brought forward</i> .....	\$2,100	<i>Amount brought up</i> .....	\$7,800
J. L. Gardner, Jr.....	100	Benj. Sewall.....	100
Miss C. A. Brewer.....	100	C. H. Dalton.....	100
Miss Mary Pratt.....	100	R. C. Winthrop.....	100
Peter C. Brooks.....	100	Samuel Eliot.....	100
Peter C. Brooks, Jr.....	100	Ignatius Sargent.....	100
Moses Williams.....	100	S. W. Rodman.....	100
Union Railroad Co.....	100	Joseph Sawyer.....	100
Massachusetts Humane Society.....	200	Edw. Austin.....	100
Nathaniel Thayer.....	500	C. A. Curtis.....	100
Wm. Appleton.....	100	F. R. Sears.....	100
Miss Anne Wigglesworth.....	200	A Friend.....	2,500
Miss Mary Wigglesworth.....	200	Mrs. S. Cabot.....	100
Henry B. Rogers.....	100	S. R. Payson.....	100
Mrs. N. I. Bowditch.....	200	Geo. D. Howe.....	100
Henry Saltonstall.....	100	J. L. Bremer.....	100
Miss Eunice Hooper.....	100	W. R. Robeson.....	100
Edmund Dwight.....	100	K. W. Sears.....	100
Miss Helen Porter.....	100	Abbot Lawrence.....	100
F. Gordon Dexter.....	100	T. G. Appleton.....	100
Eastern Railroad Co.....	100	C. H. Minot.....	100
Otis E. Weld.....	100	G. F. Parkman.....	100
J. Ingersoll Bowditch.....	100	George Dexter.....	100
Thos. N. Hart.....	100	C. J. Morrill.....	100
Chas. A. Welch.....	100	Dr. Chas. E. Ware.....	100
Daniel S. Ford.....	100	E. R. Mudge.....	100
Thomas D. Quincy.....	100	Henry S. Mudge.....	100
Geo. A. Gardner.....	100	Mrs. C. H. Dalton.....	100
Miss A. W. Davis.....	100	Henry S. Shaw.....	100
Wm. Powell Mason.....	100	W. O. Grover.....	100
Dr. Edward Wigglesworth.....	100	J. Amory Lowell.....	100
Mrs. Edward Wigglesworth.....	100	R. M. Mason.....	100
Mrs. Geo. J. Fiske.....	100	Miss Leslie McGregor.....	200
Mrs. Charlotte A. Johnson.....	100	Amory A. Lawrence.....	100
Chas. Fairchild.....	100	Geo. Wigglesworth.....	100
R. C. Greenleaf.....	100	Geo. C. Richardson.....	100
Samuel Johnson.....	100	Jas. S. Amory.....	100
Wm. Endicott, Jr.....	100	Miss Mary A. Wales.....	100
Henry Woods.....	100	Mrs. Gardner Brewer.....	100
Benjamin F. Wing.....	100	Miss Josephine May.....	250
Mrs. Caroline Merriam.....	100	Chas. Merriam.....	100
Jas. L. Little.....	100	Jas. Parker.....	100
Ozias Goodwin.....	100	John R. Hall.....	100
Miss Eliza Goodwin.....	100	W. D. Pickman.....	100
Greely S. Curtis.....	100	Mrs. Geo. Howe.....	100
J. Huntington Wolcott.....	100	J. G. Kidder.....	100
Otis Norcross.....	100	A Friend.....	100
Geo. W. Wales.....	100	Levi Keese.....	200
Mrs. G. H. Shaw.....	100	Jas. H. Howe.....	100
Mrs. L. G. Wadsworth.....	100	Mrs. James Lawrence.....	100
<i>Amount carried up</i> .....	\$7,800	Total.....	\$15,450

Total Free Bed Subscriptions (118) in 1877, \$15,450.00  
 “ “ “ (72) “ 1876, 8,400.00

There is one permanent free bed for which the proprietor paid \$1,000 in 1875, entitling him to one free bed during his life.

TABLE 4.  
 LIBRARY ACCOUNT.

The amounts received for this purpose have been :  
 The income of the Warren and Treadwell Library Funds, . . . . . \$327.76  
 The amount paid for books and for the preservation of the Library has been, . . . . . 279.16

---

Leaving a surplus to the credit of the funds of \$48.60

---

TABLE 5.  
 EXPENSES OF THE ASYLUM DEPARTMENT.

For Stores.....	\$55,514.33
Soap and Starch.....	1,151.04
Fuel.....	6,408.45
Stationery.....	606.42
Medicine and Liquors.....	3,486.47
Contingencies . . . . .	2,587.51
Furniture.....	7,576.57
Repairs.....	7,943.27
Diversions.....	8,848.55
Water and Ice.....	2,836.28
Lights.....	4,840.31
Wages.....	31,366.66
Salaries.....	8,775.68
Library.....	300.00
½ General Expenses.....	907.40
<i>Amount carried forward</i> . . . . .	\$143,148.94

<i>Amount brought forward</i> .....	\$143,148.94
These expenditures have been for account of:	
Patients paying more than cost.....	\$47,227.88
“ “ less “ .....	95,921.06
	<hr/>
	\$143,148.94
Add uncollectable board bills charged off.....	3,068.84
	<hr/>
	\$146,217.78
	<hr/> <hr/>

The average number of patients has been in 1876, 160  
 “ “ “ “ “ 1877, 175

The average cost per week has been in 1876, \$19.72  
 “ “ “ “ “ 1877, 15.66

The total of ordinary expenses has been :  
 in 1876, . . . . . \$164,973.80  
 in 1877, . . . . . 143,148.94

## TABLE 6.

### BENEFICIARIES AT ASYLUM.

The amount expended for patients at Asylum who  
 have paid less than cost has been :  
 \$95,921.06

The amounts received have been :

From patients for 6,121 6-7 weeks' board.....	\$57,920.96
Drawn from the principal of the Dr. S. Cabot Fund,	100.00
Income of Funds for Beneficiaries .....	3,974.09
“ “ “ “ Female Beneficiaries.....	2,018.55
“ “ Amusement Fund.....	546.26
	<hr/>
	64,559.86
	<hr/> <hr/>

The deficiency has been drawn from the General Fund..... \$31,361.20

## PROPERTY ON HAND BELONGING TO THE CORPORATION.

## Balance on hand December 31st, 1876 :

Belonging to the General Fund.....	\$944,001.20	
“ “ Restricted Funds.....	975,648.26	
To pay Floating Debt.....	86,150.35	
		<u>\$2,005,799.81</u>

## Add to this amounts received in 1877 :

(See Table 7.) Balance of entries to General Fund...	\$135,802.47	
(See Table 8.) “ “ “ Restricted Funds,	125,411.74	
		<u>\$261,214.21</u>
Less debt paid.....	71,150.35	
		<u>190,063.86</u>

Balance on hand December 31st, 1877.... \$2,195,863.67

(See Table 7.) Belonging to the General Fund.....	\$1,079,803.67	
(See Table 8.) “ “ “ Restricted Funds...	1,101,060.00	
To pay Floating Debt.....	15,000.00 (Since paid.)	
		<u>\$2,195,863.67</u>

## And invested as follows :—

## INVESTMENTS PRODUCING NO INCOME.

Asylum.—Land and Buildings occupied for Asylum..	\$385,368.98	
Land in Waltham.....	15,846.74	
Land in Belmont.....	82,081.67	
Steward's balance, consisting of uncollected board bills.....	\$38,600.55	
Cash .....	3,000.90	
		<u>41,601.45</u>
		\$524,898.84
Hospital.—Land and Buildings occupied for Hospital,	\$485,472.73	
Steward's balance .....	2,167.44	
		<u>487,640.17</u>
Sundries.—Balance advanced to complete investment of J. M. Beebe's bequest.....	\$502.95	
Cash.....	4,109.57	
		<u>4,612.52</u>
Total of Investments producing no income.....	\$1,017,151.53	

*Amount brought forward*..... \$1,017,151.53

### INVESTMENTS PRODUCING INCOME.

Policies Mass. Hospital Life Insurance Co.....	\$262,497.05
500 Shares Mass. Hospital Life Insurance Co.....	50,000.00
\$41,000 Bonds of the City of Boston.....	41,000.00
\$21,000 Eastern Railroad Bonds.....	10,500.00
\$1,000 Kansas City and Cameron Railroad Bonds...	1,000.00
\$5,000 Boston and Lowell Railroad Bonds.....	5,000.00
\$5,000 Boston and Albany Railroad Bonds.....	5,000.00
\$100,000 Chicago, Burlington and Quincy R.R. Bonds,	100,000.00
61 Shares Boston and Lowell Railroad.....	27,697.24
\$4,600 United States Bonds.....	4,600.00
14 Shares Merrimack Manufacturing Co.....	14,840.00
1 " Appleton " " .....	1,000.00
9 " Amoskeag " " .....	9,000.00
9 " Stark Mills.....	7,745.00
25 " Great Falls Manufacturing Co.....	2,500.00
5 " Boston " " .....	5,000.00
100 " National Union Bank.....	10,378.50
66 " Tremont National Bank.....	6,693.75
50 " Old Boston National Bank .....	3,000.00
25 " Suffolk National Bank.....	3,200.00
Land and Store 17 Blackstone Street.....	13,000.00
" " " 168 Washington Street.....	35,273.10
" " House 61 Dartmouth Street .....	10,000.00
Hospital Wharf.....	15,000.00
Redman Mansion Estate Washington Street.....	61,000.00
Redman Hall " " " .....	66,000.00
Land 496 Washington Street .....	57,000.00
Land and Houses, Chambers Street.....	26,500.00
Notes secured by Mortgage.....	308,800.00
\$15,000 Note of Phila., Wilmington and Balt. R.R..	15,487.50
	1,178,712.14
Total of Investments.....	\$2,195,863.67

### SUMMARY OF TRIAL BALANCE.

Total of Investments described above.....	\$2,195,863.67
Reversions .....	9.00
Total footing of Trial Balance.....	\$2,195,872.67



TABLE 7.  
THE GENERAL FUND.

Balance, December 31st, 1876.....		\$944,001.20
Add $\frac{1}{3}$ profits Mass. Hospital Life Insurance Co.....	\$10,000.00	
Bequest of Miss Charlotte Harris.....	130,150.00	
Collected on Bequest of M. P. Sawyer.....	1,626.27	
Bequest Miss Elizabeth Powers.....	3,000.00	
	\$144,776.27	
Less interest on debt paid in 1876.....	\$6,150.35	
Refunded to Treasurer, Hospital Sunday,	198.80	
Balance expense account, 1877.....	2,624.65	
	8,973.80	
		135,802.47
Balance, December 31st, 1877.....		\$1,079,803.67

TABLE 8.  
THE RESTRICTED FUNDS.

Balance, December 31st, 1876.....	}	Principal.. \$971,997.75 Income... 3,650.51	\$975,648.26
Add amounts received as follows:—			
Part of the Bequest of Mrs. F. W. Lincoln.....		\$80,000.00	
Bequest of Mrs. Margaret B. Blanchard.....		4,000.00	
Donation from executors of Augustus Hemenway,		20,000.00	
Donation “ “ “ “			
for the Training School for Nurses....		5,000.00	
Part of the Bequest of Dr. Charles A. Jessup....		500.00	
Donation of George Gardner.....		1,000.00	
Bequest of Quincy Tufts.....		10,000.00	
Bequest of James McGregor.....		5,000.00	
Increase of unused Income.....		11.74	
		\$125,511.74	
Less withdrawn from the Dr. S. Cabot Fund.....		100.00	
		125,411.74	
Balance, December 31st, 1877.....			\$1,101,060.00
of which is Principal.....		\$1,097,397.75	
Income.....		3,662.25	
		\$1,101,060.00	

## The Restricted Funds now consist of:

## INCOME DEVOTED TO FREE BEDS.

The Joy Fund, being a bequest from Miss Nabby Joy.....	\$20,000.00
Belknap Fund, being a bequest from Jeremiah Belknap.....	10,000.00
Wm. Phillips Fund, being a bequest from Wm. Phillips.....	5,000.00
Williams Fund, being a bequest from John D. Williams, of estate No. 17 Blackstone Street.....	13,000.00
Miss Townsend Fund, being a donation from the executors of the will of Miss Mary P. Townsend.....	11,486.50
Bromfield Fund, being half of a bequest from John Bromfield,	20,000.00
Brimmer Fund, being a bequest from Miss Mary Ann Brimmer,	5,000.00
Wilder Fund, being a bequest from Chas. W. Wilder.....	12,000.00
Sever Fund, being a bequest from Miss Martha Sever.....	500.00
Thompson Fund, being a bequest from S. B. Thompson.....	500.00
Tucker Fund, being a bequest from Miss Margaret Tucker..	3,312.37
Davis Fund, being a bequest from Mrs. Eleanor Davis.....	900.00
Loring Fund, being a bequest from Abigail Loring.....	5,000.00
Nichols Fund, being a bequest from B. R. Nichols.....	6,000.00
Gray Fund, being a donation from John C. Gray.....	1,000.00
Dowse Fund, being a bequest from Thomas Dowse.....	5,000.00
Todd Fund, being a bequest from Henry Todd.....	5,000.00
J. Phillips Fund, being a bequest from Jonathan Phillips....	10,000.00
Greene Fund, being a bequest from Benj. D. Greene.....	5,000.00
Percival Fund, being a bequest from John Percival.....	950.00
Pickens Fund, being a bequest from John Pickens.....	1,676.75
Treadwell Fund, being part of a bequest from John G. Treadwell	38,703.91
Raymond Fund, being a bequest from E. A. Raymond.....	2,820.00
Harris Fund, being a bequest from Charles Harris.....	1,000.00
Mason Fund, being a bequest from Wm. P. Mason.....	9,400.00
Sawyer Fund, being part of a bequest from M. P. Sawyer...	7,000.00
J. L. Gardner Fund, being a donation from J. L. Gardner.,..	20,000.00
B. T. Reed Fund, being a donation from Benj. T. Reed. ...	1,000.00
Wm. Reed Fund, being a bequest from Wm. Reed.....	5,233.92
McGregor Fund, being half of a donation and bequest from James McGregor.....	7,500.00
Miss Rice Fund, being a bequest from Miss Arabella Rice....	5,000.00
Templeton Fund, being half of a bequest from John Templeton	5,000.00
Mrs. J. H. Rogers Fund, being a donation from J. H. Rogers,	1,177.50
Beebe Fund, being a bequest from J. M. Beebe.....	50,000.00
<i>Amount carried forward.....</i>	<i>\$295,160.95</i>

<i>Amount brought forward</i> .....	\$295,160.95
The Lincoln Fund, being part of a bequest from Mrs. F. W. Lincoln,	65,000.00
Blanchard Fund, being a bequest from Mrs. Margaret B. Blanchard .....	4,000.00
George Gardner Fund, being a donation from Geo. Gardner..	1,000.00
Hemenway Fund, being a donation from the executors of the will of Augustus Hemenway.....	20,000.00
Jessup Fund, being part of a bequest from Dr. Chas. A. Jessup,	500.00
Tufts Fund, being a bequest from Quincy Tufts.....	10,000.00
Read Fund, being half of the bequest of James Read.....	1,000.00
Parker Fund, being a bequest from John Parker, Jr.....	10,000.00
	<hr/>
	\$406,660.95

### Income devoted to Beneficiaries at Asylum :

The Bromfield Fund, being half of a bequest from John Bromfield.....	\$20,000.00
Read Fund, being half of a bequest from Jas. Read	1,000.00
Appleton Fund,	
\$10,010 being a bequest from Sam'l Appleton,	
20,000 being a donation from Wm. Appleton,	30,010.00
McGregor Fund, being half of a donation and bequest from James McGregor.....	7,500.00
Austin Fund, being part of a bequest from Mrs. Agnes Austin.....	5,000.00
Kittredge Fund, being a bequest from Rufus Kittredge .....	5,500.00
Templeton Fund, being half of a bequest from John Templeton.....	5,000.00
Cabot Fund, being a donation from Dr. Samuel Cabot.....	722.85
	<hr/>
	74,732.85

### Income devoted to Female Beneficiaries at Asylum :

The Lincoln Fund, being part of a bequest from Mrs. F. W. Lincoln,	65,000.00
--	-----------

### Income unrestricted :

The Waldo Fund, being a bequest from Daniel Waldo.....	40,000.00
	<hr/>
<i>Amount carried forward</i> .....	\$586,393.80

<i>Amount brought forward</i> .....	\$586,393.80
<b>Income devoted to Free Beds and Infirmary Wards :</b>	
The Miss Shaw Fund, being a donation and bequest from Miss M. Louisa Shaw.....	5,500.00
<b>Income and Principal devoted to the Training School for Nurses :</b>	
The Hemenway Fund, being a donation from the Executors of the will of Augustus Hemenway.....	5,000.00
<b>Income devoted to any purpose except buildings :</b>	
The Redman Fund, being a bequest from John Redman . . . . .	455,113.34
<b>Income devoted to a Triennial Prize :</b>	
The Warren Prize Fund, being a bequest from Dr. J. M. Warren .	2,299.61
<b>Income devoted to Library :</b>	
The Treadwell Library Fund, being a part of a bequest from J. G. Treadwell.....	\$5,000.00
Warren Library Fund, being a donation from Dr. J. C. Warren.....	1,000.00
	<hr/> 6,000.00
<b>Income and Principal devoted to the publica- tion of a History of the Hospital :</b>	
The Bowditch History Fund, being a bequest from N. I. Bowditch,	2,000.00
<b>Income devoted to Amusements at the Asylum :</b>	
The Amusement Fund, \$5,000 being a bequest from Miss Mary Louisa Shaw. 5,000 being a donation from Mrs. Quincy A. Shaw and other Ladies. . . . .	10,000.00
<b>Surgical Instrument Fund:</b>	
Being a donation from Dr. H. J. Bigelow.....	1,250.00
<b>Clara Barton Annuity Fund</b> .....	3,241.00
<i>Amount carried forward</i> .....	<hr/> \$1,076,797.75

*Amount brought forward* ..... \$1,076,797.75

**Wooden Leg Fund:**

Being a bequest from N. I. Bowditch..... 5,000.00

**The Redman Annuities:**

Being a trust under the will of John Redman..... 15,600.00

Total of Restricted Funds..... \$1,097,397.75

**Add unused Income at credit of:**

The Warren Prize Fund.....	\$125.62	
Library Funds.....	48.60	
Bowditch History Fund.....	2,426.40	
Wooden Leg Fund.....	273.13	
Surgical Instrument Fund.....	656.05	
Fund for the Training School.....	132.45	
		<u>3,662.25</u>

Total ..... \$1,101,060.00

Trusting the above will give you all the information needed from my department, I remain,

Very respectfully yours,

F. H. PEABODY,  
*Treasurer.*

BOSTON, Jan. 1, 1878.

*Table of the Expenses of the Hospital and Asylum  
for Sixteen years—1862 to 1877.*

ORDINARY EXPENSES.

Year.	Cost of Paying Patients.	Cost of Free Patients.	Other Charities.	Total Expenses of	
	Hospital.	Hospital.	Hospital.	Hospital.	Asylum.
1862	\$6,628.65	\$35,072.01	\$414.15	\$42,114.81	\$71,823.46
1863	6,151.27	40,575.14	695.30	47,421.71	69,300.63
1864	10,224.81	49,286.53	648.21	60,159.55	101,484.38
1865	23,119.62	34,131.83	717.35	57,968.80	120,885.84
1866	30,086.08	37,538.12	1,162.60	68,786.80	126,015.83
1867	26,086.67	33,758.02	1,164.53	61,009.22	133,844.14
1868	23,663.50	42,481.71	1,419.26	67,564.47	142,535.36
1869	20,128.86	40,736.44	1,373.30	62,238.60	138,132.02
1870	15,844.35	46,087.42	883.05	62,814.82	134,339.63
1871	15,266.51	47,126.12	1,133.74	63,526.37	146,191.23
1872	12,664.70	56,537.74	1,497.86	70,700.30	153,327.60
1873	16,681.66	69,109.97	2,135.29	87,926.92	165,023.79
1874	14,198.41	64,266.27	2,634.60	81,099.28	161,934.11
1875	10,677.72	71,447.23	1,761.59	83,886.54	165,660.47
1876	11,344.58	82,033.60	1,312.94	94,691.12	164,973.80
1877	10,833.10	72,678.63	279.16	83,790.89	146,217.78

Year.	Average cost per week per Patient.		Cost over Board.	
	Hospital.	Asylum.	Hospital.	Asylum.
1862	\$6.04	\$7.27	\$36,260.92	\$6,640.81
1863	6.66	6.98	41,109.46	2,170.56
1864	8.38	9.76	52,445.01	4,523.85
1865	9.86	12.49	43,121.53	9,507.86
1866	13.88	12.30	53,809.36	558.19
1867	11.28	13.84	44,291.54	....
1868	12.74	16.51	52,893.02	14,642.07
1869	10.14	14.21	48,811.90	....
1870	10.05	13.83	50,811.01	....
1871	9.96	15.80	52,447.68	9,996.88
1872	10.10	16.93	59,547.91	14,917.57
1873	10.29	19.23	72,435.94	26,404.27
1874	10.13	19.59	67,548.81	2,750.66
1875	9.72	21.07	71,989.93	11,872.47
1876	9.41	19.72	82,027.86	13,019.51
1877	9.47	15.66	72,957.79	....
16 years.....			\$902,509.67	\$117,004.70

REPORT OF THE RESIDENT PHYSICIAN  
OF THE  
MASSACHUSETTS GENERAL HOSPITAL,

For the Year 1877.

Number of Patients in the Hospital, January 1st, 1877.

Paying, 19. : : : : Free, 171. : : : : Total, 190.

Admitted from January 1st, 1877, to January 1st, 1878.

	Males.	Females.	Total.
Patients paying board.....	245	94	339
“ “ “ part of the time... 34	34	14	48
“ entirely free.....	738	532	1270
	1017	640	1657

	Medical.	Surgical.
Male.....(Boys 96)	350	662
Female.....(Girls 46)	332	308
	687	970

Of these 25 paid \$35.00 per week ; 1 paid \$25.00 ; 1 paid \$28.00 ; 46 paid \$21.00 ; 16 paid \$10.50 ; 8 paid \$10.00 ; 1 paid \$8.00 ; 233 paid \$7.00 ; 1 paid \$5.50 ; 12 paid \$5.00 ; 42 paid \$4.50 ; 1 paid \$3.00

Whole number of patients treated during the year ; paying, 358 ; paying a part of the time, 48 ; free, 1,441 :—total, 1,847.

## Discharged During the Year.

	Medical.	Surgical.	Males.	Females.	Total
Well.....	268	662	575	355	930
Much relieved.....	127	92	133	86	219
Relieved.....	124	66	104	86	190
Not relieved.....	70	22	53	39	92
Not treated.....	36	68	63	41	104
Dead.....	67	63	92	38	130
Insane and eloped..	3	23	23	3	26
	<hr/>	<hr/>	<hr/>	<hr/>	<hr/>
	695	996	1043	648	1691

## Number of Patients Remaining December 31st, 1877.

Males.....	87	Females....	69	Total.....	156
Paying.....	11	Free.....	145	Total.....	156
Medical....	62	Surgical....	94	Total.....	156

Proportion of deaths to the whole number of results, 7.68 per cent.

Number of patients received on account of accidents, 147.

The greatest number of paying patients at any one time, was 33; in private rooms, 9; the greatest number of free patients, 178; the greatest total was 194. The least number of paying patients at any one time, 10; in private rooms, 3; the least free, 120; the least total, 135. The proportion of ward beds occupied by free patients, was 80 per cent.; by paying patients, 20 per cent.; about 18½ per cent. of the paying patients occupied private rooms.

The average number of patients was 164; males, 100; females, 64.



The average number of paying patients was 21 ;  
14 Americans ; 7 Foreigners.

The average number in private rooms was 5.25.

The average number of free patients was 143 ;  
69 Americans ; 74 Foreigners.

The average time of paying patients was 2.84  
weeks ; and that of free patients, 5.54.

Residence.	
Boston . . . . .	705
Massachusetts, (excepting Boston,) . . . . .	815
Maine . . . . .	27
New Hampshire and Ver- mont . . . . .	60
Rhode Island and Con- necticut . . . . .	21
Other States . . . . .	20
British Provinces . . . . .	9

Birthplace.	
Boston . . . . .	163
Massachusetts, (excepting Boston,) . . . . .	389
Maine . . . . .	119
New Hampshire . . . . .	70
Vermont . . . . .	25
Rhode Island and Con- necticut . . . . .	29
New York . . . . .	34
Southern and Western States . . . . .	34
British Provinces . . . . .	148
Great Britain . . . . .	98
Ireland . . . . .	456
Germany . . . . .	39
Norway and Sweden . . . . .	16
France . . . . .	8
Western Islands . . . . .	10
Belgium and Holland . . . . .	6
Italy . . . . .	4
Switzerland . . . . .	2
Other places . . . . .	7
<hr/> Total Americans . . . . .	<hr/> 863
Total Foreigners . . . . .	794

Males.	Occupation.	Paying.	Free.	Partial Payment.
Mechanics.....		52	127	11
Laborers.....		43	321	7
Farmers.....		31	23	3
Minors.....		13	89	3
Seamen.....		18	32	3
Clerks.....		22	53	2
Teamsters.....		2	25	3
Traders.....		0	0	
Servants.....		7	49	
Lawyers.....		2	2	
Clergymen.....		3	1	
Physicians.....		3	2	
Merchants.....		31	13	
Students.....		1	4	
Other Professions.....		16	3	2
		<hr/>	<hr/>	<hr/>
		244	744	34

Total males, 1,022. Of these 43 were in private rooms.

Females.		Paying.	Free.	Partial Payment.
Domestics.....		17	298	5
Minors.....		12	35	1
Wives.....		43	98	7
Widows.....		7	10	1
Seamstresses.....		5	29	
Spinsters.....		6	10	
Operatives.....		2	24	
Teachers.....		1	3	
Clerks.....		1	4	
Nurses.....		1	15	
		<hr/>	<hr/>	<hr/>
		95	526	14

Total Females, 635. Of these 27 were in private rooms.

Twenty-two per cent. of the free patients were female domestics; twenty-five per cent. were laborers; ten per cent. were mechanics, and nine and seven-tenths per cent. were minors.

	Admission	Refused.	
Phthisis, (Consumption)..	85	Paralysis.....	28
Syphilis.....	21	Epilepsy.....	12
Chronic Ulcers.....	21	Cancer.....	7
Scrofula and Abscess... 6		Uterine.....	23
Insanity and Delirium		Injuries.....	13
Tremens.....	2	Of Skin.....	13
Hip and Spine.....	32	Contagious.....	32
Debility and Senility... 45		Other Diseases.....	97
Chronic Rheumatism... 36			
Total.....			473

Male.....	264	American.....	219
Female.....	209	Foreign.....	254

Residents of Boston.....	184
“    “ Massachusetts.....	263
“    “ Other places.....	26

---

**Out-patients.**

Number of new patients.....	18,004				
Men.....	5,976	Women.....	8,249	Children.....	3,779
Americans.....	10,135	Foreigners.....	7,869		
Residents of Boston... 12,140		Of other places.....	5,864		

Medical Department for Women.....	3,360
"            "    Men and Children.....	2,963
Surgical Department.....	3,874
Ophthalmic    "            .....	355
Dental          "            .....	5,066
Department for Diseases of the Skin.....	1,080
"          "          "    Nervous System.....	372
"          "          "    Throat.....	934
Total attendance.....	37,097
Average daily attendance.....	121

Of the Surgical cases, there were :

Fractures and Dislocations.450	Felons .....	102
Wounds .....	Tumors.....	176
Sprains and other Injuries.452	Diseases of Hip and Spine.120	
Abscesses.....	Diseases of Joints.....	172
Ulcers.....	Genito-Urinary .....	484
Hernia.....	Club-foot.....	23
Miscellaneous.....		1,029

Of the Dental patients, 760 had 1,138 teeth filled ; 3,663 had 5,807 teeth extracted.

### FREE BEDS.

The daily number of Free Beds having been limited to one hundred and forty for the year, the daily average number of free patients falls below that of last year by nineteen. As far as I know no one has suffered by being denied admission, certainly none who have applied in person.

## OUT-PATIENTS.

During a large part of the year the rule adopted, when the Out-Patient Department of the Hospital was opened, of asking all who could afford to pay even a small fee, has been enforced by a person employed for that purpose, and also to investigate the condition of all who come regularly for treatment. As this number has been comparatively small it was found that a large part of them were deserving poor, but enough were found who were undeserving to excite suspicion that many who came only once were undeserving. During the month of November all who applied from Boston and South Boston had their cases investigated by a competent and experienced person. The results were as follows:—

Whole number of visits.....	386
Number of deserving poor, and not able to pay.....	254
Number giving wrong addresses.....	79
Number amply able to pay.....	53

Of the fifty-three able to pay, nineteen owned their houses and other property in the city.

Adding the number giving wrong addresses to the number able to pay, we have one-third of the whole number of applicants, who in my opinion, should be classed as undeserving of charitable aid. In addition to the three hundred and eighty-six cases investigated, there were twelve hundred and sixteen other cases, from other parts of the city and adjoining cities and towns, whose cases were not investigated. All persons

who have applied have been allowed the first visit, but if on investigation it has been found that they were able to pay a physician's fee, they have been denied a second visit, and only those allowed to continue their visits who could only pay a small or occasional fee.

The number of applications during the year, not including the dental patients who are not asked to pay, has been 420 more than during 1876, not as large a relative increase as from 1875 to 1876 when it was 1,037.

The Hospital, in common with similar institutions, is much interested in the present agitation on the subject of Free Dispensaries, and hopes that some wise solution of the problem will soon be reached.

It is desirable that some concerted action shall be taken in which the City Hospital Dispensary, the Boston Dispensary and the Dispensary of this Hospital can unite for self-protection.

### IMPROVEMENTS.

During the year a new entrance to the Hospital has been made in the east end of the main building, and nearly opposite the Blossom Street Gate. A new arrangement of the Resident Physicians Office and waiting rooms has also been made in this part of the building, and at the west end of the main building, between that and the corridor leading to the operating theatre, has been built a new Apothecaries' room.

The Hospital has been generously remembered by many persons who have given freely of fruits, flowers, illustrated papers, etc., all of which are very acceptable, and for which we are most grateful.

The same kind friend, who has for so long a time furnished Christmas dinners to the patients, bountifully remembered us last Christmas. The ladies and gentlemen from Cambridge, who have for many years done much to entertain the patients with readings and music, have continued their noble work through the year. Nearly every week they have read in some, if not all, of the wards. More than one-half of the Sabbaths they have sung in all the wards, and on last Christmas furnished a present for each and every patient in the Hospital.

Their kindnesses are appreciated and the expressions of gratitude on the faces of the patients must thank them more than words can.

The Boston Young Men's Christian Union during the warmer months furnished sixty-eight drives, taking out two hundred and seventy-five patients. Their good work ceased only with the approach of cold weather.

Respectfully submitted,

JAMES H. WHITTEMORE,  
*Resident Physician.*

TO THE BOARD OF TRUSTEES, }  
BOSTON, JANUARY 1, 1878. }

# THE AMBULANCE

OF THE

## MASSACHUSETTS GENERAL HOSPITAL,

Accompanied by a Medical Officer, will be despatched to any point north of Dover and Berkeley Streets, for the conveyance of cases of *accident*, or *urgent sudden sickness, not contagious*, to this Hospital, or elsewhere, upon notice from a Physician, the Police, or other responsible source, subject to the approval of the undersigned.

In cases requiring gratuitous treatment, no charge will be made.

By order of the Board of Trustees.

JAMES H. WHITTEMORE, M. D.,

*Resident Physician,  
Mass. Gen. Hospital, Blossom St.*



# SIXTIETH ANNUAL REPORT

OF THE

SUPERINTENDENT OF THE M<sup>c</sup>LEAN ASYLUM FOR THE INSANE,

TO THE

TRUSTEES OF THE MASS. GENERAL HOSPITAL.

JANUARY 1, 1878.

*To the Trustees of the Massachusetts General Hospital,*

GENTLEMEN,—

During the year two hundred and seventy-eight cases—one hundred and twenty-eight males and one hundred and fifty females—have been under treatment in the Asylum.

One hundred and ten—fifty-one males and fifty-nine females have been *admitted*—As two males and two females were admitted *twice*, the number of *persons* admitted was one hundred and six—forty-nine males and fifty-seven females.

One hundred and three persons—forty-nine males and fifty-four females have been *discharged*, and the number remaining, is one hundred and seventy-five—seventy-nine males and ninety-six females—seven more than on the 1st of January, 1877.

The average number of patients was one hundred and seventy-five.

Of those received, eighty-six were recent or acute cases, and twenty-four were thought chronic or incurable, at the time of admission.

There were eighteen more admissions, twenty-nine more discharges, and thirty-six more persons under treatment than during the year 1876.

Fifteen of those discharged—seven males and eight females—were *recovered*.

Twenty-six—ten males and sixteen females—were *much improved*.

Sixteen—seven males and nine females—were *improved*.

Twenty-three—eight males and fifteen females—were *not improved*.

Twenty—fifteen males and five females—have *died*.

Two males and one female did not remain long enough, to arrive at any result from treatment.

Five of the deaths were from the exhaustion of Acute Mania; three from the exhaustion of Chronic Mania; two from General Paralysis; one from General Paralysis with Hypertrophy of Heart; two from Congestive Apoplexy; one from Organic Brain Disease; one from Organic Brain Disease with Strangulation of Intestine; one from Organic Brain Disease with Tumor in the abdomen; one from Acute Melancholia with Pneumonia; two from Heart Disease; and one from Suicide.

In the accompanying tables will be found the usual statistics relating to the persons admitted.

While we are able to report but a small number of positive recoveries, among those discharged, in some instances, convalescence which was well advanced was completed after the patients left the Asylum. In more numerous instances, patients were removed prematurely, by friends, who would have recovered, in all probability, if allowed to remain, but whom we can now only report as "much improved."

The past year has been remarkable for the number of active and severe cases of mental disease on both sides of the house, and never, I think have the vigilance and faithfulness of all concerned in their care been more severely tested.

During the year our means of diversion and amusement have been more varied than ever before. Our social parties were continued at regular intervals during the winter months. The number of horses has been increased, and they have been constantly in use. Certainly no investment pays better in its results to the patients.

We have enjoyed readings by Prof. Churchill, Mr. George B. Ford, and Mrs Dainty; and have been favored with concerts by the Mendelssohn Quintette Club, who helped our patients pass a pleasant Christmas; by the Apollo Club, who never forget to add to our winter's pleasure, and who this year were assisted by Mr. B. J. Lang; and by Mr. and Mrs. Sherwood. Several ladies and gentlemen from Boston and Cambridge, have given amateur musical entertainments in our wards and in our

hall, and have contributed in many ways to cheer and encourage our patients. Could all these friends realize how gratefully appreciated all their efforts have been, they would feel more than repaid.

Miss R. W. Küpfer, our Matron, finding her health insufficient for the duties of the position, resigned in June, and was succeeded in September by Mrs. Sarah P. Rutherford.

Dr. J. B. Ayer, *pro tem.* Assistant Physician, left the Asylum in February, and was succeeded by Dr. A. R. Moulton, who resigned in September, to accept a permanent position in the new Hospital, at Worcester. During their stay with us both performed efficient and acceptable service.

Mr. Lucius J. Curtis, Medical Student and Apothecary, resigned in December, and the position is now filled by Mr. Chas. F. Denny.

Dr. Woodbury, First Assistant Physician, finding himself, after the year's leave of absence granted by the Board of Trustees, still wanting in strength sufficient to return to the active work of the Asylum, and advised by friends and physicians to give himself the benefit of an entire change of scene and climate, resigned in September, and is now in Europe. Struck down while in the line of duty, it is both his due and my pleasure, to bear witness to the earnest, faithful work which he has done in the service of the Asylum, and to assure him that he has the sincere sympathy, affectionate regard and kindest wishes of both officers and patients.

No successor to Dr. Woodbury has yet been appointed.

During all the changes and anxieties of the year, I am sure that my associate officers, and with rare exception, all the employés have labored faithfully to perform their several duties and deserve my sincere thanks.

Each year as it passes impresses me more and more with the importance of the work which the Asylum has to do, and with gratitude to the Board of Trustees for their kindness and ever ready help to me in conducting its affairs.

GEORGE F. JELLY,  
*Superintendent.*

McLEAN ASYLUM, }  
Somerville, January 1st, 1878. }

TABLE No. 1.

*Relation to Hospitals of the persons admitted to the Asylum during the year.*

	Males.	Females.	Total.
Never before in any Hospital.....	42	36	78
Former inmates of this Hospital.....	5	12	17
"    of other Hospitals in this State..	4	6	10
"    of Hospital in other States.....	2	7	9
"    of this Hospital and of other Hos- pitals in this State.....	1	2	3
"    of this Hospital and of Hospitals in other States.....	1	1	2
"    of other Hospitals in this State and of Hospitals in other States	1	..	1
"    of this Hospital, of other Hospitals in this State and of other Hos- pitals in other States.....	1	..	1
"    of this Hospital and of Hospitals in other Countries.....	..	..	..
Total number of admissions to this and to other Hospitals of those admitted during the year....	57	64	121
Total number of admissions to this Hospital during the year.....	51	59	110
Number of individuals admitted during the year..	49	57	106
Readmitted of those admitted during the year....	2	2	4

TABLE No. 2.

*Nativity of Patients admitted to the Asylum during the year.*

	Males.	Females.	Total.
Massachusetts.....	32	35	67
Maine.....	4	9	13
New Hampshire.....	2	4	6
Rhode Island.....	1	2	3
Vermont.....	..	..	..
New York.....	..	..	..
New Jersey.....	1	..	1
Connecticut.....	2	1	3
Georgia.....	1	..	1
Virginia.....	..	1	1
Kentucky.....	1	..	1
Texas.....	..	1	1
Ireland.....	2	..	2
Scotland.....	1	..	1
Prussia.....	1	..	1
Canada.....	1	1	2
Maryland.....	..	1	1
England.....	..	2	2
Total.....	49	57	106

TABLE No. 3.

*Residence of Patients admitted to the Asylum during the year.*

	Males.	Females.	Total.
Massachusetts .....	43	47	90
Maine .....	..	2	2
New Hampshire.....	..	2	2
Rhode Island.....	2	3	5
New York.....	1	..	1
Canada.....	..	..	..
Nova Scotia.....	..	2	2
Vermont.....	1	..	1
Connecticut.....	1	..	1
Georgia.....	1	..	1
New Jersey.....	..	1	1
	49	57	106

TABLE No. 4.

*Ages of Patients admitted to the Asylum during the year.*

	Males.	Females.	Total.
15 years and under.....	..	..	..
From 15 to 20 years.....	4	3	7
" 20 to 25 ".....	5	10	15
" 25 to 30 ".....	4	8	12
" 30 to 35 ".....	5	6	11
" 35 to 40 ".....	6	4	10
" 40 to 50 ".....	11	10	21
" 50 to 60 ".....	6	11	17
" 60 to 70 ".....	4	3	7
" 70 to 80 ".....	4	2	6
Over 80 years.....	..	..	..
Whole number of persons admitted.....	49	57	106

TABLE No. 5.

*Occupations of the men admitted to the Asylum during the year.*

Traders.....	2	Music Teacher.....	1
Manufacturers.....	4	Farmers.....	2
Merchants.....	5	Baker.....	1
Retired Merchants.....	2	Carpenter.....	1
Clerks.....	7	Dentist.....	1
Lawyer.....	1	Broker.....	1
Clergyman.....	1	Laborer.....	1
Physicians.....	2	Sea Captain.....	1
Civil Engineer.....	2	Cashier of Bank.....	1
Students.....	2	Insurance Agent.....	1
Architect.....	1	No Occupation.....	5
Machinists.....	2		
Police Officer.....	1	Total.....	49
Teacher.....	1		

*Table of Admissions, Discharges, and Results, at the McLean Asylum from its opening, October 6, 1818, to December 31, 1877, inclusive.*

YEARS.	Admitted.	Discharged	Whole No. under care.	Died.	Much improved, etc.	Recovered	Remaining at end of year.	Average No. of Patients.
1818-22	213	171	291	14	111	46	120	-
1823	73	61	115	2	39	20	54	-
1824	53	56	107	5	28	23	51	-
1825	59	56	110	8	27	21	54	-
1826	47	46	101	5	21	20	55	-
1827	58	56	113	5	17	34	57	-
1828	77	65	134	5	37	23	69	-
1829	73	77	142	9	42	26	65	-
1830	82	78	147	10	34	34	69	-
1831	83	84	152	8	46	30	68	-
1832	94	98	162	10	45	43	64	-
1833	103	100	167	8	50	42	67	-
1834	103	95	174	7	47	41	80	-
1835	83	84	163	11	28	45	77	-
1836	106	112	183	10	38	64	71	-
1837	120	105	191	8	25	72	86	80
1838	138	131	224	12	45	74	93	95
1839	132	117	225	10	38	69	108	112
1840	155	138	263	13	50	75	125	128
1841	157	141	283	11	55	75	142	135
1842	129	138	271	15	43	80	133	143
1843	126	126	260	18	45	63	134	131
1844	158	140	292	20	52	68	152	146
1845	119	120	271	13	33	74	151	149
1846	148	126	299	9	52	65	173	164
1847	170	170	343	33	50	87	173	172
1848	143	155	316	23	50	82	155	171
1849	160	137	321	15	58	64	184	177
1850	173	157	357	28	51	78	200	201
1851	164	173	364	29	69	75	191	195
1852	145	135	336	15	48	72	201	200
1853	114	120	315	17	45	58	195	194
1854	120	120	315	16	45	59	195	195
1855	123	126	318	24	46	56	192	192
1856	149	145	341	19	58	68	196	195
1857	141	159	337	28	60	71	178	191
1858	155	147	333	25	50	72	186	187
1859	131	142	317	28	53	61	175	185
1860	121	109	296	24	46	39	187	185
1861	111	110	298	23	33	54	188	193
1862	82	94	270	18	37	39	176	190
1863	94	69	270	13	20	36	201	191
1864	101	107	302	27	38	42	195	200
1865	82	85	277	17	33	35	192	186
1866	103	98	295	29	23	46	197	197
1867	89	108	286	27	36	45	178	186
1868	92	94	270	23	37	34	176	166
1869	108	100	284	18	31	51	184	187
1870	79	85	263	12	40	33	178	187
1871	75	81	253	13	47	21	172	178
1872	93	101	265	23	63	15	164	173
1873	92	95	256	13	63	19	161	165
1874	75	88	236	10	58	20	148	159
1875	85	83	233	16	51	16	150	156
1876	92	74	242	20	36	18	168	160
1877	110	103	278	20	68	15	175	175
	6266	6091		892	2491	2708		





*Table of Applications, Admissions, etc., for Sixteen Years,—1862-77.*

Years.	Applications.		Admissions.		American		Foreign.		Not Admitted.	Discharged, cured, or improved.		Percentage of same, on Admissions.		Died.		Accidents.		Whole number under care in the year.		No. of Free patients.	Paying part of the time.	Greatest total number at any one time.	Least total at any one time.		Average, one time at any Paying at Hospital.	Greatest number in weeks at any Free or Paying at Hospital.	Average time in weeks Paying at Hospital.	Out Patients.			
	Hospital.	Asylum.	Hospital.	Asylum.	Hospital.	Asylum.	Hospital.	Asylum.		Hospital.	Asylum.	Hospital.	Asylum.	Hospital.	Asylum.	Hospital.	Asylum.	Hospital.	Asylum.				Free.	Asylum.					Free.	Asylum.	Free.
1862	1888	1611	82	718	81	863	1	277	1274	76	79.08	92.6	101	18	271	1751	270	1299	441	11	166	193	102	177	134	190	133	45	2.1	4.3	4800
1863	2051	1648	94	648	92	1000	2	403	1315	56	79.18	59.5	162	13	292	1738	270	1488	398	17	158	206	116	179	137	191	135	29	3.4	4.0	4987
1864	1932	1589	101	654	99	915	2	333	1306	80	8.168	79.1	130	27	242	1749	302	1388	350	11	157	208	110	192	138	200	139	33	3.2	4.4	5019
1865	1430	1199	82	571	80	628	2	231	997	68	8.315	82.9	104	17	140	1347	277	687	542	68	104	195	88	181	113	186	137	72	3.7	4.8	5356
1866	1328	1120	103	542	100	587	3	208	909	69	81.17	66.9	95	29	132	1224	235	556	632	45	109	203	78	192	95	197	62	58	3.4	5.1	5908
1867	1419	1206	89	558	88	648	1	213	958	81	79.43	91.0	94	27	113	1301	286	676	601	24	126	200	72	172	104	186	77	62	3.4	4.3	4553
1868	1474	1265	92	604	92	661	0	269	1015	71	80.03	77.1	85	23	98	1373	218	840	592	31	132	181	69	160	102	163	97	56	3.0	3.5	5264
1869	1633	1390	108	651	108	709	0	243	1123	82	80.03	75.9	107	18	93	1217	284	930	563	24	139	196	90	177	118	187	98	55	3.4	4.3	6958
1870	1706	1302	79	584	76	718	3	404	1083	73	83.20	92.4	85	12	140	1427	342	958	439	30	137	195	98	181	120	187	106	45	3.4	4.8	8767
1871	1781	1427	75	649	75	778	0	334	1143	52	80.09	69.3	109	13	178	1537	253	1056	456	25	154	187	91	167	122	178	126	43	3.1	3.9	9792
1872	1815	1347	93	665	88	882	5	208	1271	52	82.45	55.9	120	23	259	1701	265	1289	896	16	160	179	97	163	135	173	133	42	3.1	4.3	11878
1873	1958	1580	92	640	85	910	7	408	1201	64	77.48	69.5	186	13	391	1700	256	1195	411	64	187	171	129	158	156	165	156	44	2.3	6.0	13317
1874	2153	1639	75	713	68	926	7	534	1342	54	81.88	72	127	10	234	1800	236	1251	394	120	183	167	111	144	149	159	146	41	2.7	5.6	15612
1875	2357	1841	85	739	72	1022	13	516	1412	57	76.70	67	189	16	283	1989	233	1595	336	88	199	165	132	145	166	156	176	31	2.8	5.2	16993
1876	2569	1906	92	900	82	1006	10	634	1621	45	85.04	48.9	150	20	245	2096	242	1696	308	92	210	173	163	148	185	160	182	36	3.2	5.7	17292
1877	2131	1657	110	863	103	794	7	474	1333	57	80.80	51.8	130	20	147	1847	278	1270	339	48	194	184	135	168	164	175	178	33	2.8	5.5	18004

Table Showing the Cost of Principal Stores at the McLean Asylum.

Articles.	1874.			1875.			1876.			1877.		
	Quantity.	Cost.	Average.	Quantity.	Cost.	Average.	Quantity.	Cost.	Average.	Quantity.	Cost.	Average.
Beef..... lbs.	16,103	\$2,980.29	.18507	57,458	11,147.02	.193	59,614	\$7,535.82	.126	63,352	\$7,261.94	.114
" Steak..... "	46,386	9,581.32	.20655		13,954	2,190.74	.15699	19,025	2,656.34	.139	21,819	2,769.17
" Corned..... "	12,678	1,452.89	.12029	7,401	1,086.16	.14675	2,917	425.76	.145	5,029	651.17	.129
Mutton and Lamb..... "	14,788	2,309.92	.1562	22,957	5,364.59	.23367	24,649	5,363.83	.217	29,321	5,164.12	.176
" Veal..... "	5,314	827.94	.1558	2,438	373.77	.15206	5,603	758.93	.135	13,076	1,477.74	.113
Poultry..... "	25,317	6,254.80	.24705	14,549	4,144.09	.28483	12,405	2,904.87	.234	13,257	2,874.59	.216
Hams..... "	1,860	244.86	.13164	1,866	276.38	.14811	1,233	168.08	.136	2,786	310.40	.111
Eggs..... doz.	15,120	4,161.69	.27524	298	2,638.82	8.85	*348	3,079.69	8.84	425	3,952.46	9.299
Lard..... lbs.	1,890	263.46	.13939	20,384	7,307.10	.35847	20,426	6,031.23	.295	19,990	5,105.84	.255
Flour..... bbls.	293	3,187.00	10.24	4,054	1,496.24	.36307	4,109	1,237.82	.301	5,840	1,670.33	.285
Butter..... lbs.	20,258	7,854.73	.38773	1,760	812.12	.46143	1,908	850.21	.445	1,775	739.44	.416
" Coffee..... "	4,843	1,841.30	.38019	28,856	3,149.97	.10916	28,033	3,072.37	.109	28,199	3,174.47	.112
" Tea..... "	2,071	1,009.94	.48765	.....	4,562.47	.....	.....	4,956.17	.....	.....	4,840.31	.....
" Sugar..... "	27,003	2,888.17	.10695	1,183. <sup>500</sup> <sub>200</sub>	9,213.33	7.78	1,106	7,551.12	6.83	1,250. <sup>300</sup> <sub>2000</sub>	6,057.45	4.845
Lights..... "	.....	4,764.15	.....	.....	557.00	8.77	463	330.06	7.06	.....	.....	.....
Coal..... tons.	945. <sup>30</sup> <sub>30</sub>	7,799.20	8.24	63 <sup>1</sup> <sub>4</sub>	927.00	4.00	371	1,486.00	4.00	533	1,836.28	3.445
Wood..... cords.	563 <sup>3</sup> <sub>4</sub>	547.12	9.64	231 <sup>3</sup> <sub>4</sub>	.....	.....	.....	.....	.....	.....	.....	.....
Ice..... tons.	248.65	1,761.70	7.85	.....	.....	.....	.....	.....	.....	.....	.....	.....

\*The bread for both Hospital and Asylum has been baked at the Asylum since September, 1876, which will account for the increased quantity of Flour used.

Table Showing the Cost of Principal Stores at the Massachusetts General Hospital.

Articles.	1874.			1875.			1876.			1877.		
	Quantity.	Cost.	Average.	Quantity.	Cost.	Average.	Quantity.	Cost.	Average.	Quantity.	Cost.	Average.
Beef, Sirloin.....lbs.	6,761	\$1,798.56	.266	8,178	\$2,044.50	.25	9,577	\$2,097.46	.219	9,100	\$1,927.38	.2118
" for Soup....."	4,855	267.02	.055	4,320	237.60	.055	*1,702	86.63	.0509	560	28.80	.0425
" Corned....."	5,933	626.23	.11	6,581	723.91	.11	6,831½	560.18	.082	5,889	479.54	.0816
" Round....."	6,520	1,304.00	.20	6,765	1,353.00	.20	{ 8,702	747.54	.0851	9,327	805.85	.0864
" Rump....."	7,020	982.80	.14	7,890	1,104.60	.14	{ 11,398	209.70	.15	6,882	1,163.05	.169
" Roasting....."	4,923	590.76	.12	6,284	710.09	.113	6,736	744.32	.1105	11,584	1,274.24	.11
Mutton....."	7,928	1,803.62	.227	9,865	2,209.76	.224	10,482	1,112.14	.1061	18,416	2,509.04	.13624
Poultry....."	7,969	3,161.03	.397	8,781	3,003.10	.342	10,641	2,202.68	.207	13,509	2,475.65	.184
Butter.....doz.	3,300	869.00	.263	4,251	1,207.28	.284	10,339	3,411.87	.33	10,056	2,644.72	.263
Eggs.....bbls.	30	318.00	10.60	30	270.00	9.00	4,144	969.69	.234	4,608	967.68	.21
Flour.....bbls.	40,654	2,235.97	.055	43,392	2,386.56	.055	37	318.20	8.60	40	362.48	9.062
Bread.....lbs.	108½	733.80	6.75	120½	492.84	4.09	42,209	2,321.49	.055	34,343	1,717.15	.05
Ice.....tons.	9,687	951.01	.098	10,708	1,060.09	.099	140,349	566.98	4.00	180½	627.54	3.48
Sugar.....lbs.	621	324.13	.522	1,243	720.94	.58	14,161	1,366.53	.096	10,592	982.88	.0928
Tea....."	58,023	4,121.14	.071	71,312	4,635.28	.065	841	437.32	.52	593	222.96	.376
Milk.....qts.	591	605.77	1.025	661	609.44	.922	90,584	5,396.80	.0596	97,594	4,879.70	.05
Potatoes.....bush.							767	656.55	.856	909	915.36	1.007

\* For 8 months. † For 4 months.

## OFFICERS OF THE INSTITUTION.

1878.

HENRY B. ROGERS, . . . . . *President.*  
NATHANIEL THAYER, . . . . . *Vice-President.*  
FRANCIS H. PEABODY, . . . . . *Treasurer—40 State Street.*  
THOMAS B. HALL, . . . . . *Secretary—75 State Street.*

### TRUSTEES.

SAMUEL ELIOT, . . . . . *Chairman—44 Brimmer Street.*  
\*CHARLES V. BEMIS, . . . . . *Medford, Mass.*  
E. FRANCIS BOWDITCH, . . . . . *Framingham, Mass.*  
PETER C. BROOKS, JR., . . . . . *7 Arlington Street.*  
CHARLES H. DALTON, . . . . . *33 Commonwealth Avenue.*  
EDMUND DWIGHT, . . . . . *60 State Street.*  
\*WILLIAM ENDICOTT, JR., . . . . . *10 Mt. Vernon Street.*  
GEORGE S. HALE, . . . . . *39 Court Street.*  
\*HENRY P. KIDDER, . . . . . *40 State Street.*  
CHARLES J. MORRILL, . . . . . *11 Arlington Street.*  
ROBERT H. STEVENSON, . . . . . *44 Kilby Street.*  
\*SAMUEL D. WARREN, . . . . . *67 Mt. Vernon Street.*

### BOARD OF CONSULTATION.

EDWARD REYNOLDS, M.D. D. H. STORER, M.D.  
JOHN B. S. JACKSON, M.D. CHARLES E. WARE, M.D.  
HENRY I. BOWDITCH, M.D. JOHN E. TYLER, M.D.  
ALGERNON COOLIDGE, M.D.

\*Appointed by the Governor of the Commonwealth.

## OFFICERS OF THE HOSPITAL.

JAMES H. WHITTEMORE, M.D. . . .	<i>Resident Physician.</i>
GEORGE C. SHATTUCK, M.D. . . .	} <i>Visiting Physicians.</i>
FRANCIS MINOT, M.D. . . .	
CALVIN ELLIS, M.D. . . .	
SAMUEL L. ABBOT, M.D. . . .	
BENJAMIN S. SHAW, M.D. . . .	
GEORGE G. TARBELL, M.D. . . .	} <i>Visiting Surgeons.</i>
HENRY J. BIGELOW, M.D. . . .	
SAMUEL CABOT, M.D. . . .	
GEORGE H. GAY, M.D. . . .	
RICHARD M. HODGES, M.D. . . .	
CHARLES B. PORTER, M.D. . . .	} <i>Physicians to Out-Patients.</i>
JOHN COLLINS WARREN, M.D. . . .	
DAVID H. HAYDEN, M.D. . . .	
WILLIAM L. RICHARDSON, M.D. . . .	
EDWARD N. WHITTIER, M.D. . . .	
ELBRIDGE G. CUTLER, M.D. . . .	} <i>Surgeons to Out-Patients.</i>
F. GORDON MORRILL, M.D. . . .	
FREDERICK C. SHATTUCK, M.D. . . .	
HENRY H. A. BEACH, M.D. . . .	
THOMAS B. CURTIS, M.D. . . .	
JOHN HOMANS, M.D. . . .	} <i>Physician to Out-Patients with diseases of the Skin.</i>
JAMES C. WHITE, M.D. . . .	
JAMES J. PUTNAM, M.D. . . .	
FREDERICK I. KNIGHT, M.D. . . .	} <i>Physician to Out-Patients with diseases of the Nervous System.</i>
OLIVER F. WADSWORTH, M.D. . . .	
CHARLES WILSON, D.M.D. . . .	} <i>Physician to Out-Patients with diseases of the Throat.</i>
REGINALD H. FITZ, M.D. . . .	
EDWARD S. WOOD, M.D. . . .	} <i>Ophthalmic Surgeon to Out-Patients.</i>
HENRY P. QUINCY, M.D. . . .	
	} <i>Dental Surgeon.</i>
	} <i>Microscopist, and Curator of the Pathological Cabinet.</i>
	} <i>Chemist.</i>
	} <i>Artist.</i>

WM. O. MOSELEY, Jr., . . . }	<i>Medical House-Pupils, for</i> 1877-78.
JAMES JACKSON MINOT, . . }	
JOHN W. ELLIOT, . . . }	<i>Surgical House-Pupils, for</i> 1877-78.
JOHN. W. BRANNAN, . . . }	
WM. C. MASON, . . . }	
HENRY L. MORSE, . . . }	
MISS G. L. STURTEVANT, . . . . .	<i>Matron.</i>
CHARLES A. CLOUGH, . . . . .	<i>Apothecary.</i>

---

OFFICERS OF THE McLEAN ASYLUM.

GEORGE F. JELLY, M.D. . . . .	<i>Superintendent.</i>
	. . . . . <i>1st Assistant Physician.</i>
WILBUR F. SANBORN, M.D. . . . .	<i>2nd Assistant Physician.</i>
CHARLES F. DENNY, . . . . .	<i>Medical Student and Apothecary.</i>
WILLIAM C. BAGLEY, . . . . .	<i>Steward.</i>
MRS. SARAH P. RUTHERFORD, . . . . .	<i>Matron.</i>
ALBOURNE F. ABBOTT, . . . }	. . . . . <i>Supervisors.</i>
MISS LUCIA E. WOODWARD, . }	

STANDING COMMITTEES.

*On Finance.*

MESSRS. KIDDER AND MORRILL.

*On Accounts and Expenditures.*

MESSRS. STEVENSON AND BROOKS.

*On Free-Beds.*

MESSRS. BOWDITCH AND ENDICOTT.

*On the Book of Donations.*

DR. BEMIS.

*On the Warren Fund and Library.*

MESSRS. ELIOT AND HALE.

*On Repairs.*

MESSRS. DALTON, DWIGHT, AND WARREN.

*On Admitting Patients.*

MESSRS. WARREN AND DWIGHT.

VISITING COMMITTEE.

February and August, . . .	MESSRS. KIDDER AND STEVENSON.
March and September, . . .	“ MORRILL AND ENDICOTT.
April and October, . . . .	“ DWIGHT AND ELIOT.
May and November, . . . .	“ BOWDITCH AND DALTON.
June and December, . . . .	“ HALE AND WARREN.
July and January, . . . .	“ BEMIS AND BROOKS.

LADIES' VISITING COMMITTEE.

January, . . . .	MRS. ROBERT H. STEVENSON, MISS E. C. GRAY.
February, . . . .	MISS GRAY, MISS ELIZA GOODWIN, MISS YOUNG.
March, . . . .	MISS YOUNG, MISS ELIZA GOODWIN, MISS LOUISA LORING.
April, . . . .	MISS LOUISA LORING, MISS SERAFINA LORING.
May, . . . .	MISS SERAFINA LORING, MRS. ELIOT.
June, . . . .	MRS. ELIOT, MRS. FREDERICK C. SHATTUCK.
July, . . . .	MRS. FREDERICK C. SHATTUCK,
October, . . . .	MRS. S. D. WARREN.
November, . . . .	MRS. S. D. WARREN. MRS. E. ROLLINS MORSE.
December, . . . .	MRS. E. ROLLINS MORSE. MRS. ROBERT H. STEVENSON.







SIXTY-FIFTH  
ANNUAL REPORT  
OF THE  
TRUSTEES  
OF THE  
MASSACHUSETTS  
GENERAL HOSPITAL,  
1878.

---

Printed at the expense of the Bowditch History Fund.

---

BOSTON:  
1879.  
JAMES F. COTTER & CO., PRINTERS,  
14 STATE STREET.



# REPORT OF THE TRUSTEES

OF THE

MASSACHUSETTS GENERAL HOSPITAL,

For the Year 1878.

---

THE Committee of the Trustees appointed to prepare the Annual Report of the Board to the Corporation, to whom the Accounts of the Treasurer and the Reports of the other Officers have been referred, respectfully submit the

## SIXTY-FIFTH ANNUAL REPORT.

Since the last report, Peter C. Brooks, Jr., Esq. has resigned his seat at the Board of Trustees. The vacancy thus made has been filled by the election of Thornton K. Lothrop, Esq.

Mr. Brooks' resignation having been read, it was

*Voted*—that the Secretary be requested to express to Mr. Brooks the regret of the Trustees that the resignation should have been deemed necessary in Mr. Brooks' opinion."

A vacancy has been made at the Board of Consultation by the death of Dr. John E. Tyler. His

death having been announced at the Board of Trustees, it was

“*Voted*—that the Chairman be requested to express to Mrs. Tyler the sincere sympathy of the Board in her bereavement; and their sense of his valuable services to this Institution, so often heretofore felt and expressed.”

Another vacancy has been made at the Board of Consultation by the death of Dr. John B. S. Jackson.

The following Resolve is copied from the Records :

“Fourteen years ago, Dr. John B. S. Jackson resigned the office of Visiting Physician to the Hospital which he had held for twenty-five years; and the Trustees at that time, gratefully acknowledged ‘the punctuality, precision, skill and thorough fidelity with which all the requirements of the office had been discharged.’ Before his election to be Visiting Physician, he had held other offices in the Hospital; and in 1868, he was elected to the Board of Consultation, taking the place vacated by the death of his distinguished relative, the late Dr. James Jackson.

“*It is Resolved*—that this Board remembers with respect and gratitude, the various and prolonged services which this eminent Pathologist conspicuous by his enthusiastic devotion to the study of disease, his accurate observation, his careful conclusions, has rendered to the Hospital; and it is ordered that this Minute and Resolve be placed upon the Records.”

The Medical and Surgical Staff remains as last year, except that a vacancy has been made by the death

of Dr. George H. Gay. On the announcement of Dr. Gay's death to the Board, it was

“*Resolved*—that the Trustees of the Massachusetts General Hospital have heard with great sorrow, of the death of Dr. George H. Gay, one of the Surgeons of the Hospital.

“Dr. Gay was elected in December, 1854, to the office which is now made vacant by his death.

“The Trustees desire to express their grateful appreciation of the assiduous, faithful and skilful service which he has given to the Hospital for nearly a quarter of a century.

“It is ordered that this Resolve be placed upon the Records and that a copy of it be sent to the family of the late Dr. Gay.”

At the Asylum, Dr. Frank W. Page has been elected to be First Assistant Physician; taking the place vacated by the resignation of Dr. Woodbury.

Reference is made to the Report of the Treasurer for a full statement of the financial condition of the Institution. It will be noticed that the annual subscription for free beds is, by about one-third, less than for the previous year.

The accounts of the Treasurer for the year 1878 with the vouchers for all payments by him during the year, have been examined by the Committee and found correct.

The evidences of property held by the Corporation have also been examined and found to correspond with the entries on the Treasurer's books.

The Trustees gratefully acknowledge the following

DONATIONS AND LEGACIES:

A Donation from Mrs. Henry B. Rogers, to found the Eliza Perkins Free Bed.....	\$1,000.00
Bequest of Miss Charlotte Harris, (balance).....	11,330.53
Bequest of Edward Blanchard, (unrestricted)....	3,000.00
Bequest of Mrs. F. W. Lincoln, (in part) one-half for Free Beds; one-half for Female Beneficiaries at the Asylum .....	30,000.00
Donation of Mr. Frederic Dexter for pictures at the Hospital.....	50.00
Interest on Bequest of Miss Arabella Rice.....	128.74
Donation from Mrs. J. K. Dwight, in memory of Judge T. Bradford Dwight.....	1,000.00
From ninety-three annual Free Bed Subscriptions.	10,350.00
	<hr/>
	\$56,859.27

The expenses of the Hospital Department  
were . . . . . \$96,944.01.

There were received from paying patients 11,252.42;

leaving as a charge upon the free bed  
subscriptions and the income of the  
permanent funds, (\$588.98 of which  
were for the library; and for wooden  
legs, from the Bowditch fund), . . . \$85,691.59.

The Report of the Resident Physician describing the  
internal administration of the Hospital, is appended.  
As will be seen by that report, the average number  
of patients during the year was one hundred and sixty-



five; of whom, the average number of one hundred and forty-five occupied free beds; being about eighty-eight per cent. of the whole number.

The whole number of persons admitted during the year was one thousand seven hundred and ninety-four; of whom one hundred and eighty-one were children.

The whole number of out-patients including dental patients, was eighteen thousand seven hundred and forty-four; being seven hundred and forty more than last year.

During the year, a small addition has been made to the building containing the surgical theatre, for the accommodation of House-Pupils.

The Trustees deem it proper to state that their Rules prescribe that no Autopsy shall be made "in any case when it shall have been expressly prohibited by the patient or by his or her family or friends." It is also provided that "no body shall be removed or interred until twenty-four hours have elapsed after death, except at the express request of the relatives." Returns of deaths are made to the City Registrar, as required by the Statute. The Trustees do not regard their responsibility as ending with the death of a patient; but as continuing until his remains are delivered to his friends or if there are none at hand, to the City Undertaker.

The Report of the Superintendent of the Asylum is appended. It will be noticed that the number of patients in 1878 has been smaller than in 1877; the average cost a little less.

The Trustees continue to appreciate the great kindness of friends who have contributed to the comfort and the amusements of the patients in both Institutions.

An Act was passed by the Legislature of 1877-'78 of which the following is a copy :

#### CHAPTER 214.

An Act to amend chapter eleven of the General Statutes, relating to the real estate of literary, benevolent, charitable and scientific institutions.

*Be it enacted by the Senate and House of Representatives in General Court assembled and by the authority of the same, as follows :—*

SECTION 1. The real estate belonging to such institutions as are mentioned in the third division of section five of chapter eleven of the General Statutes, purchased with a view of removal thereto, shall not be exempt from taxation for a longer period than two years until such removal takes place.

SECT. 2. This act shall take effect upon its passage.

Approved May 3, 1878.

Under the provisions of this Act, the land at Belmont bought for a site for the proposed new Asylum, may in the future, be taxed. The Trustees have been of opinion that the rapid and general decrease in the value of real property has made it inexpedient to sell immediately, the present land and buildings in Somerville, on the proceeds from which they have relied in part, for a fund for the proposed new

buildings in Belmont; and for a similar reason, the general financial depression, they have hitherto been unwilling, though their needs are very urgent, to appeal to the liberality of the friends of the Asylum for contributions of funds to enable them at once, to construct the buildings proposed. It is hoped that this law may yet be repealed; or at least, modified as to the time when it shall have effect. Practically, the burden of the proposed tax will fall most heavily on those least able to bear it; for the Trustees carefully apply the income of such funds as they can devote to the purpose, to the reduction of the expenses of the patients who are unable to pay the full cost of their maintenance at the Asylum; and the power to do this will be diminished by just the amount of the proposed tax.

The Asylum continues to be administered in the interest of its patients alone. They are admitted by a Special Committee who are directed by the Rules, to "require a certificate that the person whose admission is requested, is insane; and also a statement of such facts as the law prescribes;" but "no inebriates shall be admitted except by the express order of the Board of Trustees." A Visiting Committee of two Trustees visit the Asylum once a week and "see or require a satisfactory account of all the patients;" with the power to "discharge patients at their discretion." No patient in a condition to leave the Asylum can be detained except by an error of judgment on the part of the Trustees or their representatives; and in such

a case, no hindrance is offered to an appeal to the proper judicial authority in behalf of the patient. The Trustees have neither the wish nor the right to treat any but the Insane as patients of the Asylum.

All of which — as amended and adopted by the Trustees, as the Annual Report,—is

respectfully submitted :

CHARLES V. BEMIS, }  
T. K. LOTHROP, } *Committee.*

MASSACHUSETTS GENERAL HOSPITAL, }  
Boston, February 5th, 1879. }

REPORT OF THE TREASURER  
OF THE  
MASSACHUSETTS GENERAL HOSPITAL,

For the Year, 1878.

*To the Board of Trustees :*

GENTLEMEN :—

THE year 1878 has been an uneventful one in our financial history, and our condition at its close is satisfactory.

I beg to submit the following particulars.

The income from investments has been :—

From Annuities Receivable.....	\$12,121.90
“ City of Boston Bonds.....	1,929.61
“ Mass. Hospital Life Ins. Co. Stock..	5,000.00
“ Railroad Bonds.....	9,090.51
“ Railroad Stocks.....	1,220.00
“ United States 5-20 Bonds.....	280.14
“ Manufacturing Stocks.....	2,580.00
“ Bank Stocks.....	1,709.38
“ Productive Real Estate.....	7,191.02
“ United States 4 per cent. Bonds.....	20.00
“ Redman Real Estate.....	9,121.97
“ Notes Receivable.....	19,089.01
“ Other Interest Received.....	235.33
	\$69,588.87
Less Waltham Land.....	340.48
	\$69,248.39

## Which has been distributed as follows:—

(See Inc. & Exp. acc't.)	To Redman Fund.....	\$23,875.79
	“ Warren Prize Fund.....	138.70
	“ Bowditch History Fund.....	120.63
(See Table 5.)	“ Wooden Leg Fund.....	301.57
	“ Redman Annuities.....	936.00
	“ Clara Barton Annuity.....	197.26
	“ Surgical Instrument Fund.....	75.39
(See Table 7.)	“ Amusement Fund.....	603.15
(See Table 2.)	“ Free Bed Funds, for use.....	\$24,215.19
	“ for Joy Annuities 700.00	
		<u>24,915.19</u>
(See Table 7.)	“ Beneficiaries at Asylum Funds.....	4,507.50
	“ Warren Library Fund.....	60.31
(See Table 4.)	“ Treadwell Library Fund.....	301.57
(See Table 7.)	“ $\frac{1}{2}$ Lincoln Fund.....	4,483.95
	“ Training School Fund.....	206.99
(See Inc. & Exp. acc't.)	“ Funds with Income Unrestricted.....	2,412.59
(See Inc. & Exp. acc't.)	“ General Fund.....	6,111.80
		<u>\$69,248.39</u>

The Income for 1877, was..... \$49,005.72

The Income for 1878, was..... 69,248.39

## THE INCOME AND EXPENSE ACCOUNT is as follows :

(See Table 1.)	Expenses of the Hospital Department.....	\$96,944.01
(See Table 6.)	Expenses of the Asylum Department.....	136,394.36
	Publishing Trustees Report for 1877, at the expense of the Bowditch History Fund.....	332.21
	Insurance.....	1,670.00
		<u>\$235,340.58</u>

## INCOME.—FOR HOSPITAL DEPARTMENT.

(See Table 2.)	Income of Free Bed Funds... \$24,215.19
(See Table 4.)	Income of Treadwell Library Funds..... 301.57
(See Table 3.)	Donations from 93 Free Bed Subscribers.....: 10,350.00
	Donation for Pictures..... 50.00
(See Table 5.)	Income of Wooden Leg Fund. 200.00
	Net amount charged to patients, 13,427.40
	<i>Amounts carried forward</i> ..... \$48,544.16
	\$235,340.58

*Amounts brought forward*.....\$48,544.16 \$235,340.58

### FOR ASYLUM DEPARTMENT.

(See Table 7.) Income of Funds for Beneficiaries.....	\$4,507.50
(See Table 7.) Income of Funds for Female Beneficiaries.....	4,483.95
(See Table 7) Income of Amusement Fund.....	603.15
Net amount charged patients.....	142,146.06
	<hr/> \$151,740.66

### FOR SUNDRY PURPOSES.

Income of Bowditch History Fund.....	\$ 332.21
Income of Redman Fund applicable to any purpose of the Institution except the erection and repair of buildings.....	22 875.79
Income of Funds, applicable without restrictions.....	8,524.39
	<hr/> 32,732.39
	<hr/> 233,017.21
Balance drawn from the General Fund.....	\$2,323.37
	<hr/> <hr/>

## TABLE 1.

### EXPENSES OF THE HOSPITAL DEPARTMENT.

For Stores.....	\$32,657.84
Gas and Oil.....	2,195.56
Water.....	1,506.72
Wages.....	23,326.86
Medicine.....	2,628.98
Furniture.....	5,180.88
Surgical Instruments.....	1,523.41
Stationery.....	375.18
Wines and Liquors.....	1,665.39
Repairs.....	15,151.42
Library.....	388.98
Salaries.....	4,550.00
$\frac{1}{2}$ General Expenses.....	921.70
Fuel.....	4,740.03
Wooden Legs.....	200.00
	<hr/> \$97,012.95
Less Contingencies.....	68.94
	<hr/> \$96,944.01

These expenditures have been for account of:—

Library.....	\$ 388.98
Wooden Legs.....	200.00
1,431 Free Patients, for 7,553 weeks.....	85,102.61
363 Paying Patients, for 1,014 weeks.....	11,252.42
	<hr/>
	\$96,944.01
	<hr/>

The average number of patients has been in 1877, 164  
 ..            "            "            "            "            " 1878, 164 $\frac{1}{4}$

The average cost per week has been, in 1877,  
 8,844 weeks . . . . . \$9.47

The average cost per week has been, in 1878,  
 8,567 weeks . . . . . 9.87

The total expenses have been in 1877, . . \$83,790.89

The total expenses have been in 1878, . . 96,944.01

Of this increase about \$12,000 are for alterations and improvements in the buildings commenced in 1877, all of which have been charged to repairs.

## TABLE 2.

### FREE BEDS ACCOUNT.

The amount paid for account of free patients has been, . . . . . \$85,102.61

The amount received for them has been:

From Income Free Bed Funds, \$24,215.19

From 93 Subscribers for this

object, . . . . . 10,350.00

---

34,565.19

The deficiency has been drawn from  
 the General Fund, . . . . . \$50,537.42



TABLE 3.  
SUBSCRIBERS FOR FREE BEDS.

J. & J. R. Coolidge.....	\$100	<i>Amount brought up.....</i>	\$5,700
Theo. Lyman.....	100	R. C. Greenleaf.....	100
Wm. Amory.....	100	Henry Woods.....	100
Fitchburg Railroad Co....	100	Samuel Johnson.....	100
J. C. Gray.....	100	Wm. Endicott, Jr.....	100
Miss Mary Wigglesworth.....	200	Mrs. Charlotte A. Johnson.....	100
Miss Anne Wigglesworth.....	200	Geo. A. Gardner.....	100
Union Railroad Co.....	100	Miss A. W. Davis.....	100
Boston and Providence Railroad Co	100	Geo. W. Wales.....	100
Miss Mary Pratt.....	100	J. L. Bremer.....	100
Geo. Higginson.....	100	Mrs. G. H. Shaw.....	100
T. Jefferson Coolidge.....	100	Benj. Sewall.....	100
Miss Jane Welles.....	200	Dr. C. E. Ware.....	100
H. P. Kidder.....	200	Geo. Dexter.....	200
F. H. Peabody.....	100	F. R. Sears.....	100
Boston and Maine Railroad Co....	100	Mrs. Samuel Cabot.....	100
S. D. Warren.....	100	S. R. Payson.....	100
Mrs. Gorham Brooks.....	100	Henry B. Rogers.....	100
James L. Little.....	100	Dr. Edward Wigglesworth.....	100
Shepherd Brooks.....	100	Mrs. Edward Wigglesworth.....	100
Henry S. & Miss Hovey.....	100	Joseph Sawyer.....	100
Miss C. A. Brewer.....	100	Samuel Eliot.....	100
W. W. Tucker.....	100	C. J. Morrill.....	100
J. G. Cushing.....	100	Geo. D. Howe.....	100
Mrs. Anna C. Lodge.....	100	J. Huntington Wolcott.....	50
Moses Williams.....	100	Henry S. Shaw.....	100
Miss Madeleine C. Mixer.....	} 100	Amory A. Lawrence.....	100
Miss Helen K. Mixer.....		J. Amory Lowell.....	100
J. B. Glover.....	100	W. O. Grover.....	100
P. C. Brooks, Jr.....	100	C. H. Minot.....	100
J. L. Gardner, Jr.....	100	Eastern Railroad Co.....	100
Peter C. Brooks.....	100	T. G. Appleton.....	100
Miss Eunice Hooper.....	100	Thos. N. Hart.....	100
Massachusetts Humane Society.....	200	R. C. Winthrop.....	100
Mrs. N. I. Bowditch.....	200	Mrs. Gardner Brewer.....	100
C. H. Dalton.....	100	Mrs. Caroline Merriam.....	100
Ozias Goodwin.....	100	Chas. Merriam.....	100
Miss Eliza Goodwin.....	100	Martin Brimmer.....	100
Mrs. L. G. Wadsworth.....	100	Miss Ida M. Mason.....	100
Nathaniel Thayer.....	500	Miss Sarah B. Fay.....	100
Henry Saltonstall.....	100	Jas. Parker.....	100
H. H. Fay.....	100	W. D. Pickman.....	100
Otis E. Weld.....	100	John R. Hall.....	100
F. Gordon Dexter.....	100	W. R. Robeson.....	100
W. Powell Mason.....	100	J. G. Kidder.....	100
Thos. D. Quincy.....	100	Mrs. Mary P. Cary.....	100
Greely S. Curtis.....	100	Mrs. Anne L. Lawrence.....	100
Chas. A. Welch.....	100		
<i>Amount carried up.....</i>	5,700		<u>\$10,350</u>

Total Free Bed Subscriptions (118) in 1877,	\$15,450.00
“ “ “ ( 93) “ 1878,	10,350.00

TABLE 4.

## LIBRARY ACCOUNT.

The amount paid for the Treadwell Library has been, . . . . .	\$388.98
The amount received has been :	
Income of the Treadwell Library Fund, . . . . .	301.57
	<hr/>
The deficiency has been drawn from the General Fund, . . . . .	\$87.41
	<hr/>

TABLE 5.

## WOODEN LEGS ACCOUNT.

The amount received for this purpose has been :	
Income of the Wooden Leg Fund, . . . . .	\$301.57
The amount expended for artificial limbs has been, . . . . .	200.00
	<hr/>
The surplus is credited the fund, . . . . .	\$101.57
	<hr/>

TABLE 6.

## EXPENSES OF THE ASYLUM DEPARTMENT.

For Stores.....	\$52,086 27
Soap and Starch.....	1,045.70
Fuel.....	5,769.43
Stationery.....	414.94
Medicine and Liquors.....	3,150.69
Contingencies.....	1,985.88
Furniture.....	6,606.28
Repairs.....	7,846.70
	<hr/>
<i>Amount carried forward</i> .....	\$78,905.89

<i>Amount brought forward</i> .....	\$78,905.89
For Diversions.....	8,239.93
Water and Ice.....	2,958.44
Lights.....	5,695.42
Wages.....	31,368.81
Salaries.....	8,004.17
½ General Expenses.....	921.70
Library.....	300.00
	<hr/>
	\$136,394.36
	<hr/> <hr/>

These expenditures have been for account of :

Patients paying cost and more.....	\$43,466.73
“    “    less than cost.....	92,927.63
	<hr/>
	\$136,394.36
	<hr/> <hr/>

The average number of patients has been in 1877,..175

“ “ “ “ “ 1878,..168

The average cost per week has been in 1877,..\$15.66

“ “ “ “ “ 1878,.. 15.55

The total expenses have been in 1877,.. \$143,148.94

“ “ “ “ 1878,.. 136,394.36

#### TABLE 7.

##### BENEFICIARIES AT ASYLUM.

The amount expended for patients at the Asylum  
who have paid less than cost has been :

\$92,927.63

The amounts received have been :

From patients 5,953 1-7 weeks' board.....	\$53,119.32
“    Income of Funds for Beneficiaries.....	4,507.50
“    “    “    “    “    Female Beneficiaries... ..	4,483.95
“    “    “    Amusement Fund.....	603.15
	<hr/>
	62,713.92
	<hr/> <hr/>

The deficiency has been drawn from the General Fund..... \$30,213.71

## PROPERTY ON HAND BELONGING TO THE CORPORATION.

## Balance on hand, December 31st, 1877.

Belonging to the General Fund.....	\$1,079,803.67	
"    "    "    Restricted Funds.....	1,101,060.00	
To pay Floating Debt.....	15,000.00	
		————— \$2,195,863.67

## Add to this amounts received in 1878.

(See Table 9.) Balance of entries to General Fund...	\$20,525.27	
(See Table 10.) " " " " Restricted Funds,	29,373.50	
Increase of Floating Debt,(since paid.)	11,952.27	
Sundries in suspense.....	91.33	
		————— 61,942.37

Balance December 31st, 1878..... \$2,257,806.04

And invested as follows:—

## INVESTMENTS PRODUCING NO INCOME.

Asylum.—Land and Buildings occupied for Asylum..	\$385,368.98	
Land in Belmont.....	\$2,562.67	
Steward's balance, consisting of uncollected board bills.....	\$35,245.53	
Cash.....	6,397.74	
		————— 41,643.27
		————— \$509,574.92
Hospital.—Land and Buildings occupied for Hospital,	\$485,472.73	
Steward's balance .....	2,062.44	
		————— 487,535.17
Sundries.—Land in Waltham.....	\$15,651.86	
Cash .....	4,345.84	
Memorandum of expectancies.....	8.00	
		————— 20,005.70
		—————
<i>Amount carried forward.....</i>	<i>\$1,017,115.79</i>	

*Amount brought forward*..... \$1,017,115.79

### INVESTMENTS PRODUCING INCOME.

Policies Mass. Hospital Life Insurance Co.....	\$263,000.00
500 Shares Mass. Hospital Life Insurance Co.....	50,000.00
\$35,000 City of Boston Bonds .....	35,000.00
\$21,000 Eastern Railroad Bonds.....	10,500.00
\$1,000 Kansas City and Cameron Railroad Bonds...	1,000.00
\$5,000 Boston and Lowell Railroad Bonds.....	5,000.00
\$5,000 Boston and Albany Railroad Bonds.....	5,000.00
\$100,000 Chicago, Burlington and Quincy R. R. 7s...	100,000.00
\$11,000 " " " " " 5s...	9,900.00
61 Shares Boston and Lowell Railroad Co.....	27,697.24
\$4,600 United States 5-20 Bonds.....	4,600.00
\$1,000 " " 4 per cent. Bonds.....	1,000.00
14 Shares Merrimack Manufacturing Co.....	14,840.00
1 " Appleton " " .....	1,000.00
9 " Amoskeag " " .....	9,000.00
9 " Stark Mills.....	7,745.00
25 " Great Falls Manufacturing Co.....	2,500.00
5 " Boston " " .....	5,000.00
100 " National Union Bank.....	10,378.50
66 " Tremont National Bank.....	6,693.75
50 " Old Boston " " .....	3,000.00
25 " Suffolk " " .....	3,200.00
Land and Store 17 Blackstone Street.....	13,000.00
" " " 168 Washington Street.....	35,273.10
" " House 61 Dartmouth Street.....	10,000.00
Hospital Wharf.....	15,000.00
Redman Mansion Estate, Washington Street.....	61,000.00
Redman Hall Estate, Washington Street.....	66,000.00
Land 496 Washington Street.....	57,000.00
Land and Houses, Chambers Street.....	26,500.00
Notes secured by Mortgage .....	359,847.66
\$20,000 Notes of Phila., Wilmington and Balt. R.R..	20,650.00
\$365 Scrip Delaware Mutual Insurance Co.....	365.00
	————— \$1,240,690.25
Total footing of the Trial Balance, December 31st, 1878.....	\$2,257,806.04

TABLE 8.  
THE BOWDITCH HISTORY FUND.

Balance, December 31st, 1877.....	{	Principal, \$2,000.00	
		Income.. 2,426.40	
		\$332.21	\$4,426.40
Amount of income expended.....		\$332.21	
Amount of income received.....		120.63	
		211.58	
Balance, December 31st, 1878.....	{	Principal, \$2,000.00	
		Income.. 2,214.82	
		\$2,214.82	\$4,214.82

TABLE 9.  
THE GENERAL FUND.

Balance, December 31st, 1877.....	\$1,079,803.67
Add $\frac{1}{3}$ profits Mass. Hospital Life Insurance Co.....	\$10,000.00
Balance, Bequest of Miss Charlotte Harris.....	11,330.53
Bequest, Edward Blanchard.....	3,000.00
Premium on Bonds Sold.....	22.50
	\$24,353.03
Less Loss on Mortgages.....	\$1,504.39
Less Deficiency, credited Income and Expense	2,323.37
	3,827.76
	20,525.27
Balance, December 31st, 1878.....	\$1,100,328.94

TABLE 10.  
THE RESTRICTED FUNDS.

Balance, December 31st, 1877.....	{	Principal. \$1,097,397.75	
		Income... 3,662.25	
		\$1,101,060.00	\$1,101,060.00
Add amounts received :			
Donation, Mrs. H. B. Rogers.....		\$ 1,000.00	
Part of Bequest of Mrs. F. W. Lincoln.....		30,000.00	
Donation, Mrs. J. K. Dwight.....		1,000.00	
		\$32,000.00	
Excess of Income and Principal drawn.....		2,626.50	
		29,373.50	
Balance, December 31st, 1878.....		\$1,130,433.50	
of which is Principal.....		\$1,126,739.31	
Income.....		3,694.19	
		\$1,130,433.50	

The Restricted Funds now consist of :

INCOME DEVOTED TO FREE BEDS.

The Joy Fund, being a bequest from Miss Nabby Joy.....	\$20,000.00
Belknap Fund, being a bequest from Jeremiah Belknap.....	10,000.00
Wm. Phillips Fund, being a bequest from Wm. Phillips.....	5,000 00
Williams Fund, being a bequest from John D. Williams of estate No. 17 Blackstone Street.....	13,000.00
Bromfield Fund, being half of a bequest from John Bromfield,	20,000.00
Miss Townsend Fund, being a donation from the Executors of the will of Miss Mary P. Townsend.....	11,486.50
Brimmer Fund, being a bequest from Miss Mary Ann Brimmer,	5,000.00
Wilder Fund, being a bequest from Chas. W. Wilder.....	12,000.00
Sever Fund, being a bequest from Miss Martha Sever.....	500.00
Thompson Fund, being a bequest from S. B. Thompson.....	500.00
Tucker Fund, being a bequest from Miss Margaret Tucker..	3,312.37
Davis Fund, being a bequest from Mrs Eleanor Davis.....	900.00
Loring Fund, bequest from Abigail Loring.....	5,000.00
Nichols Fund, being a bequest from B. R. Nichols.....	6,000.00
Gray Fund, being a donation from John C. Gray.....	1,000.00
Dowse Fund, being a bequest from Thomas Dowse.....	5,000.00
Todd Fund, being a bequest from Henry Todd.....	5,000.00
J. Phillips Fund, being a bequest from Jonathan Phillips....	10,000.00
Greene Fund, being a bequest from Benj. D. Greene.....	5,000.00
Percival Fund, being a bequest from John Percival.....	950.00
Pickens Fund, being a bequest from John Pickens.....	1,676.75
Treadwell Fund, being part of a bequest from J. G. Treadwell,	38,703.91
Raymond Fund, being a bequest from E. A. Raymond.....	2,820.00
Harris Fund, being part of a bequest from Chas. Harris.....	1,000.00
Mason Fund, being a bequest from Wm. P. Mason.....	9,400.00
Sawyer Fund, being part of a bequest from M. P. Sawyer....	7,000.00
J. L. Gardner Fund, being a donation from J. L. Gardner...	20,000.00
B. T. Reed Fund, being a donation from Benj. T. Reed.....	1,000.00
Wm. Reed Fund, being a bequest from Wm. Reed.....	5,233.92
McGregor Fund, being half of a donation and bequest from James McGregor.....	7,500.00
Miss Rice Fund, being a bequest from Miss Arabella Rice....	5,000.00
Templeton Fund, being half of a bequest from John Templeton,	5,000.00
Mrs. J. H. Rogers Fund, being a donation from J. H. Rogers,	1,177.50
<i>Amount carried forward.....</i>	<u>\$245,160.95</u>

<i>Amount brought forward</i> .....	\$245,160.95
The Beebe Fund, being a bequest from J. M. Beebe.....	50,000.00
Lincoln Fund, being half of a bequest from Mrs. F. W. Lincoln,	80,000.00
Blanchard Fund, being a bequest from Mrs. M. B. Blanchard,	4,000.00
Geo. Gardner Fund, being a donation from Geo. Gardner....	1,000.00
Hemenway Fund, being a donation from the Executors of the will of Augustus Hemenway.....	20,000.00
Jessup Fund, being part of a bequest from Dr. Chas. A. Jessup,	500.00
Tufts Fund, being a bequest from Quincy Tufts.....	10,000.00
Read Fund, being half of a bequest from Jas. Read.....	1,000.00
Parker Fund, being a bequest from John Parker, Jr.....	10,000.00
Miss Shaw Fund, being a donation and bequest from Miss M. Louisa Shaw.....	5,500.00
Eliza Perkins Fund, being a donation from Mrs. H. B. Rogers,	1,000.00
Dwight Fund, being a donation from Mrs. T. Bradford Dwight,	1,000.00
	<hr/>
	\$429,160.95

### Income devoted to Beneficiaries at Asylum :

The Bromfield Fund, being half of a bequest from John Bromfield.....	\$20,000 00
Read Fund, being half of a bequest from Jas. Read,	1,000.00
Appleton Fund, \$10,010 being a bequest from Sam'l Appleton, 20,000 being a donation from Wm. Appleton,	30,010.00
McGregor Fund, being half of a donation and bequest from Jas. McGregor.....	7,500.00
Austin Fund, being part of a bequest from Mrs. Agnes Austin.....	5,000.00
Kittredge Fund, being a bequest from Rufus Kittredge.....	5,500.00
Templeton Fund, being half of a bequest from John Templeton.....	5,000.00
Cabot Fund, being a donation from Dr. Samuel Cabot.....	722.85
	<hr/>
	74,732.85

### Income devoted to Female Beneficiaries at Asylum :

The Lincoln Fund, being half of a bequest from Mrs. F. W. Lincoln,	80,000.00
	<hr/>
<i>Amount carried forward</i> .....	\$583,893.80



<i>Amount brought forward</i> .....	\$583,893.80
<b>Income unrestricted:</b>	
The Waldo Fund, being a bequest from Daniel Waldo.....	40,000.00
<b>Income and Principal devoted to the Training School for Nurses:</b>	
The Hemenway Fund being a donation from the Executors of the will of Augustus Hemenway.....	2,341.56
<b>Income devoted to any purpose except buildings:</b>	
The Redman Fund, being a bequest from John Redman.....	455,113.34
<b>Income devoted to a Triennial Prize:</b>	
The Warren Prize Fund, being a bequest from Dr. J. M. Warren,	2,299.61
<b>Income devoted to the Library:</b>	
The Treadwell Library Fund, being part of a bequest from J. G. Treadwell.....	5,000.00
<b>Income devoted to Books for Patients:</b>	
The Warren Library Fund, being a donation from Dr. J. C. Warren,	1,000.00
<b>Income and Principal devoted to the publication of a History of the Hospital:</b>	
The Bowditch History Fund, being a bequest from N. I. Bowditch,	2,000.00
<b>Income devoted to Amusements at the Asylum:</b>	
The Amusement Fund, \$5,000 being a bequest from Miss Mary Louisa Shaw.	
5,000 being a donation from Mrs. Quincy A. Shaw and other Ladies....	10,000.00
<b>Income devoted to Special Surgical Instruments:</b>	
The Surgical Instrument Fund, being a donation from Dr. H. J. Bigelow,	1,250.00
<i>Amount carried forward</i> .....	\$1,162,898.31

<i>Amount brought forward</i> .....	\$1,102,898.31
<b>The Wooden Leg Fund :</b>	
Being a bequest from N. I. Bowditch.....	5,000.00
Clara Barton Annuity.....	3,241.00
Redman Annuities.....	15,600.00
	<hr/>
	\$1,126,739.31
 <b>Add unused Income at credit of:</b>	
The Bowditch History Fund.....	\$2,214.82
Warren Prize Fund.....	264.32
Warren Library Fund.....	108.91
Wooden Leg Fund.....	374.70
Surgical Instrument Fund.....	731.44
	<hr/>
	3,694.19
	<hr/>
	\$1,130,433.50
	<hr/> <hr/>

Respectfully Submitted,

F. H. PEABODY,  
*Treasurer.*

BOSTON, January 1, 1879.

*Table of the Expenses of the Hospital and Asylum  
for Seventeen years—1862 to 1878.*

ORDINARY EXPENSES.

Year.	Cost of Paying Patients.	Cost of Free Patients.	Other Charities.	Total Expenses of	
	Hospital.	Hospital.	Hospital.	Hospital.	Asylum.
1862	\$6,628.65	\$35,072.01	\$414.15	\$42,114.81	\$71,823.46
1863	6,151.27	40,575.14	695.30	47,421.71	69,300.63
1864	10,224.81	49,286.53	648.21	60,159.55	101,484.38
1865	23,119.62	34,131.83	717.35	57,968.80	120,885.84
1866	30,086.08	37,538.12	1,162.60	68,786.80	126,015.83
1867	26,086.67	33,758.02	1,164.53	61,009.22	133,844.14
1868	23,663.50	42,481.71	1,419.26	67,564.47	142,535.36
1869	20,128.86	40,736.44	1,373.30	62,238.60	138,132.02
1870	15,844.35	46,087.42	883.05	62,814.82	134,339.63
1871	15,266.51	47,126.12	1,133.74	63,526.37	146,191.23
1872	12,664.70	56,537.74	1,497.86	70,700.30	153,327.60
1873	16,681.66	69,109.97	2,135.29	87,926.92	165,023.79
1874	14,198.41	64,266.27	2,634.60	81,099.28	161,934.11
1875	10,677.72	71,447.23	1,761.59	83,886.54	165,660.47
1876	11,344.58	82,033.60	1,312.94	94,691.12	164,973.80
1877	10,833.10	72,678.63	279.16	83,790.89	143,148.94
1878	11,252.42	85,102.61	588.98	96,944.01	136,394.36

Year.	Average cost per week per Patient.		Cost over Board.	
	Hospital.	Asylum.	Hospital.	Asylum.
1862	\$6.04	\$7.27	\$36,260.92	\$6,640.81
1863	6.66	6.98	41,109.46	2,170.56
1864	8.38	9.76	52,445.01	4,523.85
1865	9.86	12.49	43,121.53	9,507.86
1866	13.88	12.30	53,809.36	558.19
1867	11.28	13.84	44,291.54	.....
1868	12.74	16.51	52,893.02	14,642.07
1869	10.14	14.21	48,811.90	.....
1870	10.05	13.83	50,811.01	.....
1871	9.96	15.80	52,447.68	9,996.88
1872	10.10	16.93	59,547.91	14,917.57
1873	10.29	19.23	72,435.94	26,404.27
1874	10.13	19.59	67,548.81	2,750.66
1875	9.72	21.07	71,989.93	11,872.47
1876	9.41	19.72	82,027.86	13,019.51
1877	9.47	15.66	72,957.79	.....
1878	9.87	15.55	83,516.61	.....
17 years .....			\$975,612.28	\$117,004.70



# REPORT OF THE RESIDENT PHYSICIAN

OF THE

## MASSACHUSETTS GENERAL HOSPITAL,

For the Year 1878.

Number of Patients in the Hospital, January 1st, 1878.

Paying, 11. : : : : Free, 145. : : : : Total, 156.

Admitted from January 1st, 1878, to January 1st, 1879.

	Males.	Females.	Total.
Patients paying board.....	209	114	323
“ “ “ part of the time... 26	26	12	38
“ entirely free.....	859	574	1433
	1094	700	1794

	Medical.	Surgical.
Male.....(Boys 116)	370	724
Female.....(Girls 65)	343	357
	713	1081

Of these 1 paid \$70.00 per week ; 1 paid \$49.00 ; 38 paid \$35.00 ; 1 paid \$28.00 ; 35 paid \$21.00 ; 1 paid \$17.50 ; 4 paid \$14.00 ; 20 paid \$10.50 ; 15 paid \$10.00 ; 203 paid \$7.00 ; 2 paid \$6.00 ; 23 paid \$5.00 ; 15 paid \$4.50 ; 2 paid \$4.00.

Whole number of patients treated during the year : paying, 334 ; paying a part of the time, 38 ; free, 1,578 ;—total, 1,950.

	Discharged during the Year.				
	Medical.	Surgical.	Males.	Females.	Total.
Well.....	276	680	571	385	956
Much relieved.....	136	113	146	103	249
Relieved.....	153	103	151	105	256
Not relieved.....	39	20	30	29	59
Not treated.....	32	67	50	49	99
Dead.....	66	68	94	40	134
Insane and eloped...	8	31	30	9	39
	<hr/>	<hr/>	<hr/>	<hr/>	<hr/>
	710	1082	1072	720	1792

Number of Patients remaining December 31st, 1878.

Males.....95	Females..... 63	Total.....158
Paying.....17	Free..... 141	Total.....158
Medical....62	Surgical..... 96	Total.....158

Proportion of deaths to the whole number of results, 7.47 per cent.

Number of patients received on account of accidents, 200.

The greatest number of paying patients at any one time, was 34; in private rooms, 9; the greatest number of free patients, 170; the greatest total was 187. The least number of paying patients at any one time, 10; in private rooms, 1; the least free, 116; the least total, 132. The proportion of ward beds occupied by free patients, was 83 per cent.; by paying patients, 17 per cent.; about 20 per cent. of the paying patients occupied private rooms.

The average number of patients was 165; males, 99; females, 66.

The average number of paying patients was  $19\frac{1}{2}$ ;  $14\frac{1}{2}$  Americans;  $5\frac{1}{2}$  foreigners.

The average number in private rooms was 4.30.

The average number of free patients was 145; Americans 72; foreigners 73.

The average time of paying patients was 2.80 weeks, and that of free patients, 5.27.

Residence.	
Boston.....	830
Massachusetts, (excepting Boston,) .....	836
Maine.....	27
New Hampshire and Ver- mont.....	52
Rhode Island and Con- necticut.....	15
Other States.....	12
British Provinces.....	22

Birthplace.	
Boston.....	155
Massachusetts, (excepting Boston,) .....	447
Maine.....	123
New Hampshire.....	75
Vermont.....	22
Rhode Island and Con- necticut.....	27
New York.....	43
Southern and Western States.....	54
British Provinces.....	147
Great Britain.....	117
Ireland.....	498
Germany.....	33
Norway and Sweden....	22
France.....	7
Western Islands.....	9
Belgium and Holland...	1
Italy.....	3
Switzerland.....	2
Other places.....	9
<hr/> Total Americans.....	<hr/> 946
Total Foreigners.....	848

Males.	Occupation.	Paying.	Free.	Partial Payment.
Mechanics.....		46	131	11
Laborers.....		23	420	6
Farmers.....		17	30	..
Minors.....		17	98	4
Seamen.....		11	37	3
Clerks.....		16	30	..
Teamsters.....		2	17	..
Traders.....		24	24	1
Servants.....		1	43	..
Lawyers.....		5	..	..
Clergymen.....		..	1	..
Physicians.....		2	..	..
Merchants.....		16	3	..
Students.....		8	5	..
Other Professions.....		21	20	1
		<hr/>	<hr/>	<hr/>
		209	859	26

Total Males, 1,094. Of these 52 were in private rooms.

Females.		Paying.	Free.	Partial Payment.
Domestics.....		16	264	3
Minors.....		18	49	3
Wives.....		52	148	3
Widows.....		12	25	..
Seamstresses.....		2	32	..
Spinsters.....		13	18	..
Operatives.....		1	19	1
Teachers.....		..	4	..
Clerks.....		..	1	1
Nurses.....		..	14	1
		<hr/>	<hr/>	<hr/>
		114	574	12

Total Females, 700. Of these 22 were in private rooms.



Eighteen and one-half per cent. of the free patients were female domestics; twenty-nine per cent. were laborers; nine per cent. were mechanics and ten per cent. were minors.

	Admission	Refused.	
Phthisis, (Consumption).	89	Paralysis . . . . .	24
Syphilis . . . . .	21	Epilepsy. . . . .	10
Chronic Ulcers. . . . .	35	Cancer. . . . .	4
Scrofula and Abscesses. . . . .	..	Uterine. . . . .	28
Insanity and Delirium		Injuries. . . . .	9
Tremens. . . . .	4	Of Skin. . . . .	7
Hip and Spine. . . . .	29	Contagious. . . . .	28
Debility and Senility. . . . .	25	Other Diseases. . . . .	138
Chronic Rheumatism. . . . .	30		
Total. . . . .			481
Males. . . . .	260	American. . . . .	262
Females. . . . .	221	Foreign. . . . .	219

Residents of Boston. . . . .	234
"    " Massachusetts. . . . .	209
"    " Other places. . . . .	38

#### Out-patients.

Number of new patients. . . . .	18,744				
Men. . . . .	6,580	Women. . . . .	8,290	Children. . . . .	3,874
Americans. . . . .	11,117	Foreigners. . . . .	7,627		
Residents of Boston. . . . .	12,337	Of other places. . . . .	6,407		

Medical Department for Women.....	3,477
“ “ Men and Children.....	3,262
Surgical Department.....	4,075
Ophthalmic “ .....	412
Dental “ .....	4,817
Department for Diseases of the Skin.....	1,183
“ “ “ Nervous System.....	456
“ “ “ Throat.....	1,062
Total Attendance.....	37,124
Average daily attendance.....	122

Of the surgical cases, there were :

Fractures and Dislocations.283	Felons.....	98
Wounds.....479	Tumors.....	177
Sprains and other Injuries.161	Diseases of Hip and Spine.119	
Abscesses.....287	Diseases of Joints.....	187
Ulcers.....156	Genito-Urinary.....	464
Hernia.....97	Club-foot.....	21
Miscellaneous.....		1,362

Of the Dental patients, 912 had 1,376 teeth filled ; 3,746 had 5,899 teeth extracted.

During the year new rooms for the House Pupils have been built over the Recovery Rooms of the Operating Theatre. The Jackson Ward has been painted, tinted and refurnished. The corridors and halls throughout the Hospital have been either painted or whitened.

The Hospital has, as in years past, been most generously remembered by its friends, in gifts and donations of various kinds for the patients, which have added much to their comfort and pleasure.

The Young Men's Christian Union resumed the patients' drives with the warmer weather, and have furnished through the season seventy-six drives, taking out two hundred and seventy-six patients.

To all, who have in any way aided us, we return our most sincere thanks.

Respectfully submitted,

JAMES H. WHITTEMORE,  
*Resident Physician.*

TO THE BOARD OF TRUSTEES, }  
Boston, January 1st, 1879. }

# THE AMBULANCE

OF THE

## MASSACHUSETTS GENERAL HOSPITAL,

Accompanied by a Medical Officer, will be despatched to any point north of Dover and Berkeley Streets, for the conveyance of cases of *accident*, or *urgent sudden sickness, not contagious*, to this Hospital, or elsewhere, upon notice from a Physician, the Police, or other responsible source, subject to the approval of the undersigned.

In cases requiring gratuitous treatment, no charge will be made.

By order of the Board of Trustees.

JAMES H. WHITTEMORE, M. D.,

*Resident Physician.*

*Mass. Gen. Hospital, Blossom St.*

# SIXTY-FIRST ANNUAL REPORT

OF THE

SUPERINTENDENT OF THE McLEAN ASYLUM FOR THE INSANE,

TO THE

TRUSTEES OF THE MASS. GENERAL HOSPITAL.

JANUARY 1, 1879.

---

*To the Trustees of the Massachusetts General Hospital,*

GENTLEMEN,—

During the year two hundred and thirty-eight cases—one hundred and eleven men and one hundred and twenty-seven women—have been under treatment in the Asylum.

Sixty-three—thirty-two men and thirty-one women have been *admitted*.

Eighty-four—forty-three men and forty-one women have been *discharged*, and the number remaining is one hundred and fifty-four—sixty-eight men and eighty-six women—twenty-one less than on the 1st of January, 1878.

The average number of patients was one hundred and sixty-eight.

Of those admitted, forty-three were recent and apparently curable cases, and twenty were thought chronic or incurable at the time of admission.

There were forty-seven less admissions, nineteen less discharges and forty less persons under treatment than during the year 1877.

The decrease in the number of admissions is due, in part at least, to the opening of the new State Hospitals at Worcester and Danvers.

Twenty of those discharged—eleven men and nine women—were transferred to other Hospitals; fourteen—eight men and six women—to Danvers; two men and one woman to Worcester; one woman to the Butler Hospital at Providence; one woman to a Hospital in Canada, and one man to a Hospital in Kentucky.

Six of those discharged—one man and five women—were *recovered*.

Thirteen—seven men and six women were *much improved*.

Twenty-six—ten men and sixteen women—were *improved*.

Twenty-six—seventeen men and nine women—were *not improved*.

Twelve—seven men and five women—have *died*.

One man remained too short a time to arrive at any result from treatment.

Two of the deaths were from the exhaustion of Acute Melancholia; one from the exhaustion of Acute Mania; one from Acute Mania and Pneumonia; one from Senile Dementia; one from Senile Dementia and Apoplexy; one from Pulmonary Embolism; one from Organic Brain Disease with Effusion; one from Aneurism of the Aorta; one from Valvular Disease of the Heart; one from Cancer and Acute Bronchitis; and one from Suicide.

The small number of actual recoveries, I think, is owing to two reasons: the unfavorable character of the

cases admitted, and often, to their premature removal from the Asylum; in some instances, on account of expense, but in others, to satisfy a restlessness and a desire for change on the part of the patients or their friends.

I think that no one can examine, carefully, the statistics published by the various Hospitals in this country, and note the diminished percentage of reported recoveries, without being convinced that this diminution must be owing to a change in the curability of the cases themselves; from alteration in the constitution, habits of life and the ways of business of our people, and, very often, to too long delay in being placed under proper treatment, rather than to the peculiarities of temperament in those making up the statistics.

As in previous years, many of those discharged as "much improved" and "improved," have been restored to their homes and to comparative health and usefulness.

While we can but regret that the year has been productive of no greater results, I believe that the Asylum has not been unsuccessful in the broad field of its work, the amelioration of the condition, and the proper care of all the patients committed to its trust.

Our means of diversion and amusement have been abundant, and as heretofore have been, not only sources of pleasure, but also of real benefit.

Many friends, ladies and gentlemen, who so long have favored us with amateur concerts, and other entertainments, have not forgotten us during the

past year. If I do not mention their names it is not because we are not grateful and appreciative.

Mr. George B. Ford has given us a reading, and the Mendelssohn Quintette Club a delightful concert. To Mr. Sherwood and some lady friends, we are greatly indebted for a pleasant evening.

By invitation of Dr. Walker, our patients enjoyed two excursions in Boston Harbor, for which he has our sincere thanks. I would also mention with gratitude his kindness and friendly help to me personally in consultations, and his advice in times of anxiety.

Since the last report, we have been called to mourn the loss of Dr. Tyler, whose name had been so long identified with this Asylum as its Superintendent, its Consulting Physician, and always as its friend, dying in the midst of his usefulness, and carrying with him the love, admiration and respect of all who knew him, I should do injustice to his memory and to my own feelings, did I not bear witness to his unflinching interest in the institution, its patients and its officers. Having the privilege to serve with him, as Assistant Physician, during the last two years of his active work here, he seemed to me almost like a father. He was ever ready to help me, with his ripe experience and friendly advice. This Asylum was his pride, and the centre of his most earnest thoughts; to him it owes much, and upon it his strong character has left its impress, never to be effaced. His name will ever be tenderly cherished, and long shall we miss his strong support and genial presence.

•



Two changes have occurred in the staff of resident officers. The position of First Assistant Physician continued vacant till May, when Dr. Frank W. Page, of Brandon, Vermont, entered upon its duties, he came to us, bringing with him the experience of many years in private practice, and is proving himself a thorough physician, and a pains-taking, and faithful officer. The Asylum is very fortunate to have obtained his services.

Mr. A. F. Abbott, Supervisor of the male wing, was transferred in December, to the gentlemen's Appleton Building of which he now has charge, his wife acting as house-keeper. From their service in the wing, we have every reason to expect them to give satisfaction in their present positions.

Mr. Ransom Willard, for several years an attendant is performing the duties of Supervisor.

All the other officers deserve grateful mention for faithful service during the year, which has been one of more than usual anxiety.

The closing year brings to my mind the remembrance of many kindnesses, and much help, which I have received from the Board of Trustees, for all of which, I am deeply grateful.

GEORGE F. JELLY,  
*Superintendent.*

TABLE No. 1.

*Relation to Hospitals of persons admitted to the Asylum during the year.*

	Males.	Females.	Total.
Never before in any Hospital.....	25	26	51
Former inmates of this Hospital.....	6	4	10
“ “ of other Hospitals in this State...	2	..	2
“ “ of Hospitals in other States.....	1	2	3
“ “ of this Hospital and of other Hospitals in this State.....	1	..	1
“ “ of this Hospital and of Hospitals in other States.....	1	1	2
“ “ of other Hospitals in this State and of Hospitals in other States...	..	..	..
“ “ of this Hospital, of other Hospitals in this State and of other Hospitals in other States.....	..	..	..
“ “ of this Hospital and of Hospitals in other Countries.....	..	..	..
Total number of admissions to this and to other Hospitals of those admitted during the year...	36	33	69
Total number of admissions to this Hospital during the year.....	32	31	63
Number of individuals admitted during the year..	32	31	63
Readmitted of those admitted during the year...	..	..	..

TABLE No. 2.

*Nativity of Patients admitted to the Asylum during the year.*

	Males.	Females.	Total.
Massachusetts.....	20	16	36
Maine.....	2	4	6
New Hampshire.....	1	1	2
Rhode Island.....	2	1	3
New York.....	1	1	2
Connecticut.....	1	1	2
Pennsylvania.....	2	..	2
Ohio.....	..	1	1
Canada.....	..	1	1
Nova Scotia.....	1	2	3
England.....	1	1	2
Ireland.....	..	2	2
Denmark.....	1	..	1
Total.....	32	31	63

TABLE No. 3.

*Residence of Patients admitted to the Asylum during the year.*

	Males.	Females.	Total.
Massachusetts .....	29	25	54
Maine .....	..	1	1
Rhode Island .....	2	1	3
Pennsylvania .....	1	..	1
Connecticut .....	..	1	1
New Jersey .....	..	1	1
Canada .....	..	1	1
Nova Scotia .....	..	1	1
Total .....	32	31	63

TABLE No. 4.

*Ages of Patients admitted to the Asylum during the year.*

	Males.	Females.	Total.
15 years and under .....	..	..	..
From 15 to 20 years .....	1	..	1
“ 20 to 25 “ .....	3	4	7
“ 25 to 30 “ .....	4	4	8
“ 30 to 35 “ .....	3	4	7
“ 35 to 40 “ .....	5	5	10
“ 40 to 50 “ .....	7	9	16
“ 50 to 60 “ .....	4	3	7
“ 60 to 70 “ .....	3	2	5
“ 70 to 80 “ .....	2	..	2
Over 80 years .....	..	..	..
Total .....	32	31	63

TABLE No. 5.

*Occupations of the men admitted to the Asylum during the year.*

Trader .....	1	Civil Engineer .....	1
Manufacturers .....	2	Students .....	2
Retired Manufacturer .....	1	Machinist .....	1
Merchants .....	3	Retired Sea Captain .....	1
Retired Merchant .....	1	Engraver .....	1
Clerks .....	4	Butcher .....	1
Book-keeper .....	1	Cobbler .....	1
Lawyer .....	1	Furniture Polisher .....	1
Clergyman .....	1	No Occupation .....	7
Physician .....	1		
		Total .....	32

*Table of Admissions, Discharges, and Results, at the McLean Asylum from its opening, October 6, 1818, to December 31, 1877, inclusive.*

YEARS.	Admitted.	Discharged	Whole No. under care.	Died.	Much improved, etc.	Recovered	Remaining at end of year.	Average No. of Patients.
1818-23	286	232	406	16	150	66	174	-
1824	53	56	107	5	28	23	51	-
1825	59	56	110	8	27	21	54	-
1826	47	46	101	5	21	20	55	-
1827	58	56	113	5	17	34	57	-
1828	77	65	134	5	37	23	69	-
1829	73	77	142	9	42	26	65	-
1830	82	78	147	10	34	34	69	-
1831	83	84	152	8	46	30	68	-
1832	94	98	162	10	45	43	64	-
1833	103	100	167	8	50	42	67	-
1834	108	95	174	7	47	41	80	-
1835	83	84	163	11	28	45	77	-
1836	106	112	183	10	38	64	71	-
1837	120	105	191	8	25	72	86	80
1838	138	131	224	12	45	74	93	95
1839	132	117	225	10	38	69	108	112
1840	155	138	263	13	50	75	125	128
1841	157	141	283	11	55	75	142	135
1842	129	138	271	15	43	80	133	143
1843	126	126	260	18	45	63	134	131
1844	158	140	292	20	52	68	152	146
1845	119	120	271	13	33	74	151	149
1846	148	126	299	9	52	65	173	164
1847	170	170	343	33	50	87	173	172
1848	143	155	316	23	50	82	155	171
1849	160	137	321	15	58	64	184	177
1850	173	157	357	28	51	78	200	201
1851	164	173	364	29	69	75	191	195
1852	145	135	336	15	48	72	201	200
1853	114	120	315	17	45	58	195	194
1854	120	120	315	16	45	59	195	195
1855	123	126	318	24	46	56	192	192
1856	149	145	341	19	58	68	196	195
1857	141	159	337	28	60	71	178	191
1858	155	147	333	25	50	72	186	187
1859	131	142	317	28	53	61	175	185
1860	121	109	296	24	46	39	187	185
1861	111	110	298	23	33	54	188	193
1862	82	94	270	18	37	39	176	190
1863	94	69	270	13	20	36	201	191
1864	101	107	302	27	38	42	195	200
1865	82	85	277	17	33	35	192	186
1866	103	98	295	29	23	46	197	197
1867	89	108	286	27	36	45	178	186
1868	92	94	270	23	37	34	176	166
1869	108	100	284	18	31	51	184	187
1870	79	85	263	12	40	33	178	187
1871	75	81	253	13	47	21	172	178
1872	93	101	265	23	63	15	164	173
1873	92	95	256	13	63	19	161	165
1874	75	88	236	10	58	20	148	159
1875	85	83	233	16	51	16	150	156
1876	92	74	242	20	36	18	168	160
1877	110	103	278	20	68	15	175	175
1878	63	84	238	12	66	6	154	168
	6329	6175		904	2557	2714		



Table of Applications, Admissions, etc., for Sixteen Years,—1863-78.

Years.	Applications.		Admissions. American.		Foreign.		Not Admitted.	Discharged, cured, relieved, or improved.		Percentage of same, on Admissions.		Died.		Whole number under care in the year.		No. of Free patients.		Paying all the time.		Paying part of the time.		Greatest total number at any one time.	Least total number at any one time.		Average.		Greatest number at any one time.		Average time in weeks Paying at Hospital.		Out Patients.		
	Hospital.	Asylum.	Hospital.	Asylum.	Hospital.	Asylum.		Hospital.	Asylum.	Hospital.	Asylum.	Hospital.	Asylum.	Hospital.	Asylum.	Hospital.	Asylum.	Hospital.	Asylum.	Hospital.	Asylum.		Hospital.	Asylum.	Hospital.	Asylum.	Hospital.	Asylum.	Hospital.	Asylum.		Hospital.	Asylum.
1863	2651	1648	94	648	92	648	2	403	1315	56	79.18	59.5	162	13	292	1793	270	1468	308	17	368	17	158	206	116	179	137	191	135	29	3.4	4.0	4987
1864	1932	1599	101	654	99	945	2	333	1306	80	8.168	73.1	130	27	242	1749	302	1938	350	11	157	208	157	208	110	192	138	200	139	33	3.2	4.4	5619
1865	1430	1190	82	571	80	628	2	231	997	68	8.315	82.9	104	17	140	1347	271	687	592	68	104	195	88	181	113	186	137	72	3.7	4.8	5356		
1866	1328	1120	103	542	100	587	3	208	969	69	81.17	66.9	93	29	132	1224	295	556	623	45	109	203	109	203	78	192	95	197	62	58	3.4	5.1	5608
1867	1419	1266	89	558	88	648	1	213	958	81	79.43	91.0	94	27	113	1301	286	676	601	24	126	200	126	200	72	172	104	186	77	62	3.4	4.3	4553
1868	1474	1265	92	604	92	661	0	203	1015	71	80.03	77.1	85	23	98	1373	218	840	502	31	132	181	132	181	69	100	102	166	97	56	3.0	3.5	5264
1869	1633	1390	108	681	108	709	0	243	1123	82	80.02	75.9	107	18	93	1217	284	930	563	24	139	196	139	196	90	177	118	187	98	55	3.4	4.3	6953
1870	1706	1392	79	584	76	718	3	404	1063	73	82.20	92.4	85	12	140	1427	342	958	433	20	137	195	137	195	98	181	120	187	106	45	3.4	4.8	8767
1871	1781	1427	75	649	75	778	0	354	1143	52	80.69	69.3	109	13	178	1337	233	1056	456	25	154	187	154	187	91	167	122	178	126	43	3.1	3.9	9792
1872	1815	1547	93	665	88	882	5	268	1271	52	82.15	55.9	120	23	239	1701	265	1289	396	16	160	179	160	179	97	163	135	173	138	42	3.1	4.3	11878
1873	1968	1550	92	640	85	910	7	408	1201	64	77.48	69.5	186	13	291	1790	236	1195	441	64	187	171	187	171	129	158	156	165	156	44	3.3	6.0	12317
1874	2163	1639	75	713	68	926	7	514	1342	54	81.88	72	127	0	234	1800	296	1251	394	120	188	167	188	167	111	144	149	159	146	41	2.7	5.6	15612
1875	2367	1841	85	739	72	1022	13	516	1412	57	76.70	67	189	16	285	1989	233	1555	368	88	199	165	199	165	132	145	166	156	176	31	2.8	5.2	16393
1876	2560	1906	92	900	82	1006	10	654	1621	45	85.04	48.9	150	20	245	2096	242	1346	308	92	210	178	210	178	163	148	185	160	182	36	3.2	5.7	17292
1877	2131	1657	110	862	103	794	7	474	1239	57	80.80	51.8	130	20	147	1847	278	1270	339	48	194	184	194	184	135	168	164	175	178	33	2.8	5.5	18004
1878	2275	1794	63	946	58	848	5	481	1461	45	81.43	71.4	134	12	200	1950	228	1578	334	38	187	182	187	182	132	154	165	168	170	34	2.8	5.2	18744

Table Showing the Cost of Principal Stores at the Massachusetts General Hospital.

Articles.	1875.			1876.			1877.			1878.		
	Quantity.	Cost.	Average.	Quantity.	Cost.	Average.	Quantity.	Cost.	Average.	Quantity.	Cost.	Average.
Beef, Sirloin.....lbs.	8,178	\$2,044.50	.25	9,577	\$2,057.46	.219	9,100	\$1,927.38	.2118	7,729	\$1,610.72	.2084
“ for Soup.....“	4,320	237.60	.055	*1,702	86.63	.0509	560	23.80	.0425	132	5.28	.04
“ Corned.....“	6,581	723.91	.11	6,831 <sup>1</sup> / <sub>2</sub>	560.18	.082	5,889	479.54	.0816	4,378	324.72	.07415
“ Round.....“	6,765	1,353.00	.20	{ 8,702	747.54	.0851	9,327	805.85	.0864	11,944	1,016.43	.0851
“ Rump.....“	7,890	1,104.60	.14	{ 11,398	209.70	.15	6,882	1,163.05	.169	4,158	635.34	.1528
“ Roasting.....“	6,284	710.09	.113	6,736	744.32	.1105	11,584	1,274.24	.11	14,398	1,349.82	.09
Mutton.....“	9,865	2,209.76	.224	10,482	1,112.14	.1061	18,416	2,509.04	.13624	15,808	1,903.28	.1204
Poultry.....“	8,781	3,003.10	.342	10,641	2,202.68	.207	13,509	2,475.65	.184	14,079	2,276.57	.1617
Butter.....doz.	4,251	1,207.28	.284	10,339	3,411.87	.33	10,056	2,644.72	.263	10,156	2,500.40	.2462
Eggs.....bbls.	30	270.00	9.00	4,144	969.69	.234	4,608	967.68	.21	5,495	967.12	.176
Flour.....bbls.	43,392	2,386.56	.055	37	318.20	8.60	40	362.48	9.062	42	323.82	7.71
Bread.....lbs.	120 <sup>1</sup> / <sub>2</sub>	492.84	4.09	42,209	2,321.49	.055	34,343	1,717.15	.05	35,800	1,790.00	.05
Ice.....tons.	10,708	1,050.09	.099	140,349	566.98	4.00	180 <sup>1</sup> / <sub>2</sub>	627.54	3.48	238 <sup>1</sup> / <sub>2</sub>	808.25	3.333
Sugar.....lbs.	1,243	720.94	.58	14,161	1,366.53	.096	10,592	982.88	.0928	12,979	1,023.65	.0781
Tea.....“	71,312	4,635.28	.065	841	437.32	.52	593	222.96	.376	738	254.61	.345
Milk.....qts.	661	609.44	.922	90,384	5,396.80	.0596	97,594	4,879.70	.05	107,618	5,380.90	.05
Potatoes.....bush.				767	656.55	.856	309	915.36	1.007	973	964.61	.77

\* For 8 months. † For 4 months.

Table Showing the Cost of Principal Stores at the McLean Asylum.

Articles.	1875.			1876.			1877.			1878.		
	Quantity.	Cost.	Average.	Quantity.	Cost.	Average.	Quantity.	Cost.	Average.	Quantity.	Cost.	Average.
Beef.....	57,458	11,147.02	.193	59,614	\$7,535.82	.126	63,352	\$7,261.94	.114	77,166	\$8,384.25	.108
Mutton and Lamb.....	13,954	2,190.74	.15699	19,025	2,656.34	.139	21,819	2,769.17	.126	21,411	2,411.63	.112
Veal.....	7,401	1,086.16	.14675	2,917	425.76	.145	5,029	651.17	.129	7,636	1,017.22	.133
Poultry.....	22,957	5,364.59	.23367	24,649	5,363.83	.217	29,321	5,164.12	.176	33,620	5,305.56	.157
Hams, etc.....	2,458	373.77	.15206	5,603	758.93	.135	13,076	1,477.74	.113	14,966	1,556.23	.103
Eggs.....	14,549	4,144.09	.28483	12,405	2,904.87	.234	13,257	2,874.59	.216	13,679	2,508.71	.183
Lard.....	1,866	276.38	.14811	1,233	168.08	.136	2,786	310.40	.111	2,256	181.61	.080
Flour.....	298	2,638.82	.885	*348	3,079.69	8.84	425	3,952.46	9.299	449	3,440.50	7.662
Butter.....	20,384	7,307.10*	.35847	20,426	6,031.23	.295	19,990	5,105.84	.255	21,240	5,350.49	.253
Coffee.....	4,054	1,496.24	.36907	4,109	1,237.82	.301	5,840	1,670.33	.285	5,066	1,309.89	.258
Tea.....	1,760	812.12	.46143	1,908	850.21	.445	1,775	739.44	.416	1,532	626.22	.408
Sugar.....	28,856	3,149.97	.10916	28,033	3,072.37	.109	28,199	3,174.47	.112	28,796	2,716.50	.094
Lights, Gas, etc.....	.....	4,562.47	.....	.....	4,956.17	.....	.....	4,840.31	.....	2,112,100	5,695.42	2.60P/Mt
Coal.....	1,183,200	9,213.33	7.78	1,106	7,551.12	6.83	1,250 <sup>494</sup> / <sub>2000</sub>	6,037.45	4.845	1,064 <sup>1020</sup> / <sub>2000</sub>	5,407.81	5.08
Wood.....	63 <sup>1</sup> / <sub>2</sub>	557.00	8.77	40 <sup>3</sup> / <sub>4</sub>	330.06	7.06	.....	.....	.....	.....	.....	.....
Ice.....	231 <sup>3</sup> / <sub>4</sub>	927.00	4.00	371	1,486.00	4.00	533	1,836.28	3.445	588 <sup>200</sup> / <sub>2000</sub>	1,958.44	3.33

\*The bread for both Hospital and Asylum has been baked at the Asylum since September, 1876, which will account for the increased quantity of Flour used.



# OFFICERS OF THE INSTITUTION.

1879.

---

HENRY B. ROGERS, . . . . . *President.*  
NATHANIEL THAYER, . . . . . *Vice-President.*  
FRANCIS H. PEABODY, . . . . . *Treasurer—40 State Street.*  
THOMAS B. HALL, . . . . . *Secretary—75 State Street.*

---

## TRUSTEES.

SAMUEL ELIOT, . . . . . *Chairman—44 Brimmer Street.*  
\*CHARLES V. BEMIS, . . . . . *Medford, Mass.*  
E. FRANCIS BOWDITCH, . . . . . *Framingham, Mass.*  
CHARLES H. DALTON, . . . . . *33 Commonwealth Avenue.*  
EDMUND DWIGHT, . . . . . *60 State Street.*  
\*WILLIAM ENDICOTT, JR., . . . . . *10 Mt. Vernon Street.*  
GEORGE S. HALE, . . . . . *39 Court Street.*  
\*HENRY P. KIDDER, . . . . . *40 State Street.*  
THORNTON K. LOTHROP, . . . . . *2 Pemberton Square.*  
CHARLES J. MORRILL, . . . . . *11 Arlington Street.*  
ROBERT H. STEVENSON, . . . . . *44 Kilby Street.*  
\*SAMUEL D. WARREN, . . . . . *67 Mt. Vernon Street.*

---

## BOARD OF CONSULTATION.

EDWARD REYNOLDS, M.D. | D. H. STORER, M.D.  
HENRY I. BOWDITCH, M.D. | CHARLES E. WARE, M.D.  
ALGERNON COOLIDGE, M.D.

---

\*Appointed by the Governor of the Commonwealth.

## OFFICERS OF THE HOSPITAL.

JAMES H. WHITTEMORE, M.D. . . .	<i>Resident Physician.</i>
GEORGE C. SHATTUCK, M.D. . . .	} <i>Visiting Physicians.</i>
FRANCIS MINOT, M.D. . . . .	
CALVIN ELLIS, M.D. . . . .	
SAMUEL L. ABBOT, M.D. . . . .	
BENJAMIN S. SHAW, M.D. . . . .	
GEORGE G. TARBELL, M.D. . . . .	
HENRY J. BIGELOW, M.D. . . . .	} <i>Visiting Surgeons.</i>
SAMUEL CABOT, M.D. . . . .	
RICHARD M. HODGES, M.D. . . . .	
CHARLES B. PORTER, M.D. . . . .	
JOHN COLLINS WARREN, M.D. . . .	
HENRY H. A. BEACH, M.D. . . . .	} <i>Physicians to Out-Patients.</i>
DAVID H. HAYDEN, M.D. . . . .	
WILLIAM L. RICHARDSON, M.D. . .	
EDWARD N. WHITTIER, M.D. . . .	
ELBRIDGE G. CUTLER, M.D. . . .	
F. GORDON MORRILL, M.D. . . . .	
FREDERICK C. SHATTUCK, M.D. . .	} <i>Surgeons to Out-Patients.</i>
THOMAS B. CURTIS, M.D. . . . .	
JOHN HOMANS, M.D. . . . .	
WM. STURGIS BIGELOW, M.D. . . .	} <i>Physician to Out-Patients with diseases of the Skin.</i>
JAMES C. WHITE, M.D. . . . .	
JAMES J. PUTNAM, M.D. . . . .	
FREDERICK I. KNIGHT, M.D. . . . .	} <i>Physician to Out-Patients with diseases of the Nervous System.</i>
OLIVER F. WADSWORTH, M.D. . . .	
HENRY F. DUNKEL, D.M.D. . . . .	} <i>Physician to Out-Patients with diseases of the Throat.</i>
REGINALD H. FITZ, M.D. . . . .	
EDWARD S. WOOD, M.D. . . . .	} <i>Ophthalmic Surgeon to Out-Patients.</i>
HENRY P. QUINCY, M.D. . . . .	
	} <i>Dental Surgeon.</i>
	} <i>Microscopist, and Curator of the Pathological Cabinet.</i>
	} <i>Chemist.</i>
	} <i>Artist.</i>

WILLIAM W. GANNETT, . . . }	<i>Medical House-Pupils, for</i> 1878-79.
VINCENT Y. BOWDITCH, . . }	
FRANCIS S. WATSON, . . . }	<i>Surgical House-Pupils, for</i> 1878-79.
JOHN B. WHEELER, . . . }	
SAMUEL J. MIXTER, . . . }	
GEORGE W. WEST, . . . }	
MISS G. L. STURTEVANT, . . . . .	<i>Matron.</i>
CHARLES A. CLOUGH, . . . . .	<i>Apothecary.</i>

---

OFFICERS OF THE McLEAN ASYLUM.

GEORGE F. JELLY, M.D. . . . .	<i>Superintendent.</i>
FRANK W. PAGE, M.D., . . . . .	<i>1st Assistant Physician.</i>
WILBUR F. SANBORN, M.D. . . . .	<i>2nd Assistant Physician.</i>
CHARLES F. DENNY, . . . . .	<i>Medical Student and Apothecary.</i>
RANSOM WILLARD, . . . . . }	<i>Supervisors.</i>
MISS LUCIA E. WOODWARD, . . }	

## STANDING COMMITTEES.

*On Finance.*

MESSRS. KIDDER AND MORRILL.

*On Accounts and Expenditures.*

MESSRS. STEVENSON AND LOTHROP.

*On Free-Beds.*

MESSRS. BOWDITCH AND ENDICOTT.

*On the Book of Donations.*

DR. BEMIS.

*On the Warren Fund and Library.*

MESSRS. ELIOT AND HALE.

*On Repairs.*

MESSRS. DALTON, DWIGHT, AND WARREN.

*On Admitting Patients.*

MESSRS. WARREN AND DWIGHT.

## VISITING COMMITTEE.

February and August, . . .	MESSRS. KIDDER AND STEVENSON.
March and September, . . .	“ MORRILL AND ENDICOTT.
April and October, . . .	“ DWIGHT AND ELIOT.
May and November, . . .	“ BOWDITCH AND DALTON.
June and December, . . .	“ HALE AND WARREN.
July and January, . . .	“ BEMIS AND LOTHROP.

## LADIES' VISITING COMMITTEE.

January, . . . .	MRS. S. D. WARREN, MISS E. C. GRAY.
February, . . . .	MISS GRAY, MISS ELIZA GOODWIN.
March, . . . .	MISS GOODWIN, MISS SERAFINA LORING, MISS LOUISA LORING.
April, . . . .	MISS S. LORING, MISS L. LORING. MRS. F. C. SHATTUCK.
May, . . . .	MRS. S. ELIOT, MISS MARY THOMAS.
October, . . . .	MRS. ELIOT, MISS MARY YOUNG.
November, . . . .	MISS YOUNG, MRS. F. C. SHATTUCK.
December, . . . .	MRS. S. D. WARREN, MRS. HENRY TRACY,

---

 MRS. JOHN C. PHILLIPS.





SIXTY-SIXTH  
ANNUAL REPORT  
OF THE  
TRUSTEES  
OF THE  
MASSACHUSETTS  
GENERAL HOSPITAL,  
1879.

...

Printed at the expense of the Bowditch History Fund.

...

BOSTON :  
1880.  
JAMES F. COTTER & CO., PRINTERS,  
14 STATE STREET.





# REPORT OF THE TRUSTEES

OF THE

MASSACHUSETTS GENERAL HOSPITAL,

For the Year 1879.

THE Committee of the Trustees appointed to prepare the Annual Report of the Board to the Corporation, to whom the Accounts of the Treasurer and the Reports of the other officials have been referred, respectfully submit the

## SIXTY-SIXTH ANNUAL REPORT.

The Medical and Surgical Staff of the Hospital remains the same as last year.

Dr. Morrill Wyman was elected on the Board of Consultation.

The building devoted to the Nurses has been enlarged during the year and proves very satisfactory.

At the Asylum, Dr. Edward Cowles was elected Superintendent to fill the vacancy caused by the resignation of Dr. George F. Jelly, which took effect in June—he having decided to resume private practice. The best wishes of the Trustees go with

him, and their sincere thanks for the many years of untiring devotion, so freely given, to the patients under his care, and to the best interests of the Institution.

On the resignation of Dr. W. F. Sanborn as Second Assistant, Dr. George T. Tuttle was elected to fill the vacancy, with Dr. W. B. Bancroft as Junior Second Assistant.

Dr. Page resigned in October, to become Superintendent of the new Nervine Institution, but remained at the Asylum till Dr. Cowles took charge in December. Dr. Page's services while in charge of the Asylum were most thoroughly appreciated by the Trustees. Dr. Cowles, during the summer, visited most of the important foreign Asylums for the Insane.

Mr. William E. Bagley retired from the Stewardship of the Asylum, and the office remains vacant.

During the year a most important charity has been commenced, owing to the energy and devotion of Miss Mary A. P. Russell, who herself has given one thousand dollars, as a corner stone for a Home for Convalescents, and the Trustees have already planned for a building to be erected on their lands at Belmont. Work will be commenced in the early spring, and it is hoped that donations will be liberally given to enable them to dispense freely this most worthy charity.

The accounts of the Treasurer for 1879 have been examined and found to be correct.

The Trustees gratefully acknowledge the following

DONATIONS AND LEGACIES :

Bequest of Mrs. Margaret Tucker.....	\$ 49.63
Gift from J. T. Coolidge, Jr.....	100.00
Land in Chicago, part of bequest of M. P. Sawyer, H. H. Hunnewell.....	324.12 10,000.00
Bequest of Robert M. Mason.....	5,000.00
Balance of bequest of Dr. Charles A. Jessup.....	500.00
From Samuel Cabot, M.D., being the Anna Lowell Cabot Fund.....	1,000.00
Trustees under Will of George O. Hovey, for per- manent free beds, as per Treasurer's report....	3,000.00

For the Convalescent Home :

Trustees of Estate of George O. Hovey.	\$2,000.00
Miss Mary A. P. Russell.....	1,000.00
Collected by Miss Russell.....	2,446.00
	5,446.00
	\$25,419.75

The expenses of the Hospital Department

were . . . . .	\$89,295.57
Received from paying patients, . . . .	11,564.44
	\$77,731.13

leaving, as per Treasurer's report, charged

to the General Fund, . . . . .	\$77,731.13
--------------------------------	-------------

From the appended report of the Resident Physician, it will be seen that the average number of

patients during the year was one hundred and sixty-three; an average number of one hundred and forty-two occupying free beds; or about eighty-seven per cent.: showing the need of more subscribers to the Free Bed Fund.

The whole number of patients admitted during the year was one thousand eight hundred and thirteen.

The whole number of out-patients was eighteen thousand nine hundred and sixty; being slightly in excess of last year.

The Trustees again thank the kind friends of both Institutions who continue to cheer the tedious hours of pain and weariness.

The reports of the Superintendent of the McLean Asylum, and of the Out-patient Department, are appended.

[Signed.]

H. P. KIDDER,  
E. F. BOWDITCH, } *Committee.*

MASSACHUSETTS GENERAL HOSPITAL, }  
Boston, February, 1880. }

REPORT OF THE TREASURER  
OF THE  
MASSACHUSETTS GENERAL HOSPITAL,  
For the Year 1879.

*To the Board of Trustees :*

GENTLEMEN :—

I have the honor of submitting the following report of the finances for the year 1879.

During this year a wise and benevolent movement has been commenced and prosecuted with energy by a lady residing in Boston, for the purpose of enabling the Hospital to add to its present facilities a building devoted to convalescent patients. This building would probably be erected on the beautiful estate at Belmont, and would be a most valuable addition to the usefulness of the Hospital. The subscriptions for this purpose now amount to \$5,446.

The income from investments has been :—

From Annuities Receivable.....	\$11,063.39
“ City of Boston Bonds.....	1,750.00
“ Mass. Hospital Life Ins. Co. Stock..	5,000.00
“ Railroad Bonds.....	9,204.87
“ Railroad Stocks .....	610.00
“ United States 5-20 Bonds.....	138.00
“ United States 4 per cent. Bonds....	40.00
“ Manufacturing Stocks.....	3,337.87
“ Bank Stocks .....	1,381.05
“ Real Estate.....	12,298.10
“ Notes Receivable .....	22,346.51
“ Land in Waltham .....	253.20
“ Interest on Del. Mutual Ins. Co. Scrip.	21.90

*Amount carried forward—Total .....*\$67,444.89

<i>Amount brought forward</i> .....		\$67,444.89
Less Interest paid.....	\$486.49	
Expended on Land at Belmont.	367.46	853.95
		<u>\$66,590.94</u>

Which has been distributed as follows :—

(See Inc. & Exp. acc't.)	To Redman Fund .....	\$24,093.57
	“ Warren Prize Fund.....	121.74
(See Table 8.)	“ Bowditch History Fund.....	105.88
(See Table 5.)	“ Wooden Leg Fund.....	264.69
	“ Redman Annuities. ....	936.00
	“ Clara Barton Annuity.....	194.46
	“ Surgical Instrument Fund.....	66.17
(See Table 7.)	“ Amusement Fund.....	529.40
(See Table 2.)	“ Free Bed Funds <sup>for use</sup> ..... \$23,349.07	
	“ <sup>for Joy Annuities</sup> 700.00	
		<u>24,049.07</u>
(See Table 7.)	“ Beneficiaries at Asylum Funds. ....	3,956.33
	“ Warren Library Fund.....	52.94
(See Table 4.)	“ Treadwell Library Fund.....	264.69
(See Table 7.)	“ $\frac{1}{2}$ Lincoln Fund.....	4,235.18
(See Inc. & Exp. acc't.)	“ Funds with Income Unrestricted.....	2,117.59
(See Inc. & Exp. acc't.)	“ General Fund.....	5,603.23
		<u>\$66,590.94</u>

The Income for 1878, was.....\$69,248.39

The Income for 1879, was..... 66,590.94

The decrease being in rents.

THE INCOME AND EXPENSE ACCOUNT is as follows :

(See Table 1.)	Expenses Hospital Department.....	\$89,295.57
(See Table 6.)	Expenses Asylum Department.....	117,250.02
	Publishing the Trustees Report for 1878, at the expense of the Bowditch History Fund.....	274.69
	Insurance .....	302.70
		<u>\$207,122.98</u>

INCOME.—FOR HOSPITAL DEPARTMENT.

(See Table 2.) Income of Free Bed Funds...\$23,349.07

(See Table 4.) Income of Treadwell Library Fund..... 239.25

*Amounts carried forward*..... \$23,588.32

\$207,122.98

<i>Amounts brought forward</i> .....	\$23,588.32	\$207,122.98
(See Table 3.) Donations from 87 Free Bed Subscribers.....	10,350.00	
(See Table 5.) Income of Wooden Leg Fund.	275.00	
Net amount charged to patients.	15,854.99	
	<hr/>	\$50,068.31

### FOR ASYLUM DEPARTMENT.

(See Table 7.) Income of Funds for Beneficiaries.....	\$3,956.33	
(See Table 7.) Income of Funds for Female Beneficiaries.....	4,235.18	
(See Table 7.) Income of Amusement Fund.	529.40	
Net amount charged patients.	128,626.85	
	<hr/>	137,347.76

### FOR SUNDRY PURPOSES.

Income of Bowditch History Fund.....	\$ 274.69	
Income of Redman Fund.....	24,093.57	
Income of Funds applicable without restrictions.	2,117.59	
Income of General Fund.....	5,603.23	
	<hr/>	32,089.08
Balance to General Fund.....		12,382.17
	<hr/>	<hr/>
	\$219,505.15	\$219,505.15
	<hr/>	<hr/>

TABLE 1.

### EXPENSES OF THE HOSPITAL DEPARTMENT.

For Stores.....	\$31,502.80
Gas and Oil.....	2,136.37
Water.....	1,601.86
Wages.....	21,413.03
Medicine.....	3,128.81
Furniture.....	6,837.01
Surgical Instruments.....	1,091.06
Stationery.....	603.37
Wines and Liquors.....	2,070.61
Repairs.....	6,347.17
Library.....	239.25
Salaries.....	4,848.00
½ General Expenses.....	942.39
Fuel.....	6,636.84
Wooden Legs.....	275.00
	<hr/>
<i>Amount carried forward</i> .....	\$89,673.57

<i>Amount brought forward</i> .....	\$89,673.57
Less Contingencies.....	378.00
	<u>\$89,295.57</u>

These expenditures have been for account of:—

Library .....	\$ 239.25
Wooden Legs.....	275.00
1,429 Free Patients, for 7,384 weeks.....	77,216.88
384 Paying Patients for 1,092 weeks.....	11,564.44
	<u>\$89,295.57</u>

The average number of patients has been in 1878, 164½

“ “ “ “ “ 1879, 163

The average cost per week has been, in 1878,

8,567 weeks . . . . . \$9.87

The average cost per week has been, in 1879,

8,476 weeks . . . . . : . . 10.54

The total expenses have been, in 1878 . . \$96,944.01

“ “ “ “ 1879 . . 89,295.57

The decrease is in the item of repairs.

TABLE 2.

FREE BEDS ACCOUNT.

The amount paid for account of free patients has been . . . . . \$77,216.88

The amount received for them has been :

From Income Free Bed Funds, \$23,349.07

(See Table 3.) From 87 Sub-

scribers for this object. . . 10,350.00

————— 33,699.07

\$43,517.81

The deficiency has been drawn from the General Fund.



TABLE 3.  
SUBSCRIBERS FOR FREE BEDS.

J. & J. R. Coolidge.....	\$100	<i>Amount brought up.....</i>	\$5,500
Theodore Lyman.....	100	Samuel Johnson.....	100
Wm. Amory.....	100	Wm. Endicott, Jr.....	100
Fitchburg Railroad Co.....	100	Mrs. Charlotte A. Johnson.....	100
J. C. Gray.....	100	George A. Gardner.....	100
Miss Mary Wigglesworth.....	200	Miss A. W. Davis.....	100
Miss Anne Wigglesworth.....	200	Geo. W. Wales.....	100
Union Railway Co.....	100	J. L. Bremer.....	100
Boston and Providence Railroad Co.....	100	Mrs. G. H. Shaw.....	100
Miss Mary Pratt.....	100	Dr. C. E. Ware.....	100
Geo. Higginson.....	100	Geo. Dexter.....	200
T. Jefferson Coolidge.....	100	F. R. Sears.....	100
Miss Jane Wells.....	200	Mrs. Samuel Cabot.....	100
H. P. Kidder.....	200	S. R. Payson.....	100
F. H. Peabody.....	100	Henry B. Rogers.....	100
Boston and Maine Railroad Co.....	100	Mrs. Edward Wigglesworth.....	100
S. D. Warren.....	100	Samuel Eliot.....	100
Mrs. Gorham Brooks.....	100	C. J. Morrill.....	100
James L. Little.....	100	Geo. D. Howe.....	100
Shepherd Brooks.....	100	J. Huntington Wolcott.....	100
Miss C. A. Brewer.....	100	Henry S. Shaw.....	100
W. W. Tucker.....	100	Amory A. Lawrence.....	100
J. G. Cushing.....	100	J. Amory Lowell.....	100
Mrs. Anna C. Lodge.....	100	W. O. Grover.....	100
Moses Williams.....	100	C. H. Minot.....	100
J. B. Glover.....	100	Eastern Railroad Co.....	100
P. C. Brooks, Jr.....	100	R. C. Winthrop.....	100
J. L. Gardner, Jr.....	100	Mrs. Gardner Brewer.....	100
Peter C. Brooks.....	100	Chas. Merriam.....	100
Miss Eunice Hooper.....	100	Martin Brimmer.....	100
Massachusetts Humane Society.....	200	W. D. Pickman.....	100
Mrs. N. J. Bowditch.....	200	John R. Hall.....	100
C. H. Dalton.....	100	Mrs. Mary P. Cary.....	100
Mrs. L. G. Wadsworth.....	100	Mrs. Anne L. Lawrence.....	100
Nathaniel Thayer.....	500	Mrs. Frank Morison.....	200
Henry Saltonstall.....	100	Miss Madeleine C. Mixer.....	100
H. H. Fay.....	100	Miss Helen K. Mixer.....	100
Otis E. Weld.....	100	J. M. Sears.....	500
F. Gordon Dexter.....	100	James H. Howe.....	100
W. Powell Mason.....	100	J. T. Coolidge, Jr.....	100
Thomas D. Quincy.....	100	Henry C. Haven.....	150
Greely S. Curtis.....	100	J. Putnam Bradlee.....	100
Chas. A. Welch.....	100	F. L. Higginson.....	100
R. C. Greenleaf.....	100	Pacific Mills Board of Relief.....	100
Henry Woods.....	100		
<i>Amount carried up.....</i>	<i>5,500</i>		<u>\$10,350</u>

Total Free Bed Subscriptions (93) in 1878,	\$10,350.00
“ “ “ (87) “ 1879,	10,350.00

TABLE 4.

## LIBRARY ACCOUNT.

The amount received has been :

Income of the Treadwell Library Fund, .	\$264.69
The amount paid for the Treadwell Library has been, . . . . .	239.25
The surplus is credited the fund . . . . .	<u>\$25.44</u>

TABLE 5.

## WOODEN LEG ACCOUNT.

The amount expended for Artificial Limbs .

has been, . . . . .	\$275.00
The amount received for this purpose has been :	
Income of the Wooden Leg Fund, . . . . .	<u>264.69</u>
The deficiency has been drawn from the past surplus of the fund, . . . . .	<u>\$10.31</u>

TABLE 6.

## EXPENSES OF THE ASYLUM DEPARTMENT.

For Stores.....	\$41,330.63
Laundry.....	7,264.75
Fuel.....	4,431.04
Stationery.....	416.36
Medicine and Liquors.....	2,270.44
Contingencies.....	1,084.06
Furniture.....	3,219.45
<i>Amount carried forward.....</i>	<u>\$60,016.73</u>

<i>Amount brought forward</i> .....	\$60,016.73
Repairs .....	5,912.42
Diversions.....	1,197.30
Water and Ice.....	2,088.34
Lights.....	5,559.83
Wages.....	26,560.92
Salaries .....	6,910.76
$\frac{1}{2}$ General Expenses.....	942.40
Library.....	300.00
Stables.....	5,136.52
Garden.....	2,624.80
	<hr/>
	\$117,250.02
	<hr/> <hr/>

These expenditures have been for account of :

Patients paying cost and more.....	\$47,954.16
“ “ less than cost.....	69,295.86
	<hr/>
	\$117,250.02
	<hr/> <hr/>

The average No. of patients has been in 1878, 168

“ “ “ “ “ “ 1879,  $157\frac{102}{385}$

The average cost has been in 1878 per week,...\$15.55

“ “ “ “ “ 1879 “ ... 14.30

The total expenses have been in 1878,...\$136,394.36

“ “ “ “ 1879,... 117,250.02

#### TABLE 7.

##### BENEFICIARIES AT THE ASYLUM.

The amount expended at the Asylum for patients who have paid less than cost has been :

\$69,295.86

The amount received has been :

From patients 4,843 4-7 weeks' board.....	\$36,130.03
“ Income of Funds for Beneficiaries.....	3,956.33
“ “ “ “ “ Female Beneficiaries...	4,235.18
“ “ “ Amusement Fund .....	529.40
	44,850.94
	<hr/>

The deficiency has been drawn from the General Fund..... \$24,444.92

During the past year the valuations upon our books of the Real Estate belonging to the Institution outside of the Hospital and Asylum Estates, have been altered to make them agree with the Assessors' valuations.

PROPERTY ON HAND BELONGING TO THE CORPORATION.

Balance on hand December 31st, 1878.

Belonging to the General Fund.....	\$1,100,328.94	
"    "    " Restricted Funds.....	1,130,433.50	
To pay Floating Debt.....	26,952.27	
Sundries in suspense.....	91.33	
	<u>          </u>	\$2,257,806.04

Add to this amounts received in 1879.

(See Table 9.) Balance of entries to General Fund....	\$ 742.94	
(See Table 10.) "    "    "    " Restricted Funds.	29,291.61	
Increase of Debt.....	12,258.37	
	<u>          </u>	\$42,292.92
Less decrease in Sundries in suspense.	83.33	
	<u>          </u>	42,209.59

Balance December 31st, 1879, being the exact footing of the trial balance sheet..... \$2,300,015.63

Invested as follows:—

INVESTMENTS PRODUCING NO INCOME.

Asylum.—Land and Buildings occupied for Asylum ..	\$385,368.98	
Land in Belmont.....	45,000.00	
Steward's balance, consisting of uncollected board bills.....	\$34,773.39	
Cash.....	1,893.34	
	<u>          </u>	36,666.73
		\$467,035.71
Hospital.—Land and Buildings occupied for Hospital.	\$485,472.73	
Steward's balance.....	2,087.64	
	<u>          </u>	487,560.37
Sundries.—Land in Waltham.....	\$11,200.00	
Memorandum of expectancies.....	8.00	
	<u>          </u>	11,208.00
		<u>          </u>
Amount carried forward.....		\$965,804.08

*Amount brought forward*..... \$965,804.08

### INVESTMENTS PRODUCING INCOME.

Policies Mass. Hospital Life Insurance Co.....	\$263,000.00
500 Shares Mass. Hospital Life Insurance Co.....	50,000.00
\$35,000 City of Boston Bonds .....	35,000.00
\$21,000 Eastern Railroad Bonds @ 70.....	14,700.00
\$1,000 Kansas City and Cameron Railroad Bonds....	1,000.00
\$5,000 Boston and Lowell Railroad 7 ½ cent. Bonds.	5,000.00
\$5,000 Boston and Albany Railroad 7 ½ cent. Bonds.	5,000.00
\$100,000 Chicago, Burl. & Quincy R.R. 7 ½ c. Bonds.	100,000.00
\$11,000 “ “ “ “ “ 5 „ @ 90,	9,900.00
\$4,500 Atch. Topeka & St. Fe R.R. 1st. M. 7 ½ c. Bonds.	4,500.00
61 Shares Boston and Lowell Railroad Co. @ 80.....	24,400.00
\$1,000 United States 4 ½ cent. Bonds.....	1,000.00
14 Shares Merrimack Manufacturing Co.....	14,000.00
1 “ Appleton “ “ .....	1,000.00
9 “ Amoskeag “ “ .....	9,000.00
9 Stark Mills.....	9,000.00
25 Shares Great Falls Manufacturing Co.....	2,500.00
5 “ Boston “ “ .....	5,000.00
100 “ National Union Bank.....	10,000.00
66 “ Tremont National Bank.....	6,600.00
50 “ Old Boston “ “ .....	2,500.00
25 “ Suffolk “ “ .....	2,500.00
Land and Store 17 Blackstone Street.....	19,600.00
“ “ “ 168 Washington Street.....	45,000.00
“ “ House 61 Dartmouth Street.....	10,000.00
Hospital Wharf.....	62,000.00
Redman Mansion Estate, Washington Street.....	106,000.00
Land and Houses on Warrenton Street .....	17,700.00
“ “ Store 496 Washington Street.....	55,500.00
“ “ Houses, Chambers Street.....	23,900.00
Notes secured by Mortgage.....	398,546.55
\$20,000 Notes of Phila., Wilmington and Balt. R.R..	20,000.00
\$365 Scrip Delaware Mutual Insurance Co.....	365.00
	<hr/> \$1,334,211.55
	<hr/> <hr/> \$2,300,015.63

TABLE 8.  
THE BOWDITCH HISTORY FUND.

Balance, December 31st, 1878.....	{ Principal, \$2,000.00 Income.. 2,214.82	<u>4,214.82</u>
Amount of income expended.....	\$274.69	
Amount of income received.....	105.88	<u>168.81</u>
Balance, December 31st, 1879.....	{ Principal, \$2,000.00 Income.. 2,046.01	<u><u>4,046.01</u></u>

TABLE 9.  
THE GENERAL FUND.

Balance, December 31, 1878.....	\$1,100,328.94	
Add $\frac{1}{2}$ profits Mass. Hospital Life Insurance Co.....	\$10,000.00	
Bequest of Mrs. Margaret Tucker.....	49.63	
Gift of J. T. Coolidge, Jr.....	100.00	
From Land in Chicago, part Bequest of M. P. Sawyer.....	324.12	
Amount charged to Manufacturing Stocks.....	415.00	
Amount charged to Railroad Bonds.....	3,059.81	
Surplus of Income over Expenses.....	12,382.17	<u>26,330.73</u>
		\$1,126,659.67
Less credited to Real Estate.....	\$20,618.30	
Credited to Railroad Stocks.....	3,297.24	
Credited to Bank Stocks.....	1,672.25	<u>25,587.79</u>
Balance December 31st, 1879.....		<u><u>\$1,101,071.88</u></u>

TABLE 10.  
THE RESTRICTED FUNDS.

Balance, December 31st, 1878.....	{ Principal, \$1,126,739.31 Income.. 3,694.19	<u>\$1,130,433.50</u>
Add amounts received:		
Donation, H. H. Hunnewell.....	\$10,000.00	
Bequest, R. M. Mason.....	5,000.00	
Balance of Bequest, Dr. Chas. A. Jessup.....	500.00	<u>15,500.00</u>
Amounts carried forward.....	\$15,500.00	\$1,130,433.50

<i>Amounts brought forward</i> .....	\$15,500.00	\$1,130,433.50
Donation, Dr. Samuel Cabot.....	1,000.00	
Donation from the Trustees of the will of Geo. O. Hovey, in part.....	3,000.00	
Sundry Subscriptions for the Convalescent Fund...	5,446.00	
Increase in value, J. D. Williams Fund .....	6,600.00	
	<u>\$31,546.00</u>	
Excess of Income and Principal drawn.....	2,254.39	
	<u>29,291.61</u>	
Balance, December 31st, 1879. ....		<u>\$1,159,725.11</u>
of which is Principal.....	\$1,155,943.75	
Income .....	<u>3,781.36</u>	

The Restricted Funds now consist of:

#### INCOME DEVOTED TO FREE BEDS.

The Joy Fund, being a bequest from Miss Nabby Joy.....	\$20,000.00
Belknap Fund, being a bequest from Jeremiah Belknap.....	10,000.00
Wm. Phillips Fund, being a bequest from Wm. Phillips.....	5,000.00
*Williams Fund, being a bequest from John D. Williams, of estate No. 17 Blackstone Street.....	19,600.00
Bromfield Fund, being half of a bequest from John Bromfield,	20,000.00
Miss Townsend Fund, being a donation from the Executors of the will of Miss Mary P. Townsend.....	11,486.50
Brimmer Fund, being a bequest from Miss Mary Ann Brimmer,	5,000.00
Wilder Fund, being a bequest from Chas. W. Wilder.....	12,000.00
Sever Fund, being a bequest from Miss Martha Sever.....	500.00
Thompson Fund, being a bequest from S. B. Thompson. ....	500.00
Tucker Fund, being a bequest from Miss Margaret Tucker...	3,312.37
Davis Fund, being a bequest from Mrs. Eleanor Davis. ....	900.00
Loring Fund, bequest from Abigail Loring.....	5,000.00
Nichols Fund, being a bequest from B. R. Nichols.....	6,000.00
Gray Fund, being a donation from John C. Gray.....	1,000.00
	<u>\$120,298.87</u>
<i>Amount carried forward</i> .....	\$120,298.87

\*The change in the amount of this fund is due to the increase in value of the estate on Blackstone Street (see Table 10) in which this fund was invested.

<i>Amount brought forward</i> .....	\$120,298.87
The Dowse Fund, being a bequest from Thomas Dowse.....	5,000.00
Todd Fund, being a bequest from Henry Todd.....	5,000.00
J. Phillips Fund, being a bequest from Jonathan Phillips....	10,000.00
Greene Fund, being a bequest from Benj. D. Greene.....	5,000.00
Percival Fund, being a bequest from John Percival.....	950.00
Pickens Fund, being a bequest from John Pickens.....	1,676.75
Treadwell Fund, being part of a bequest from J. G. Treadwell,	38,703.91
Raymond Fund, being a bequest from E. A. Raymond.....	2,820.00
Harris Fund, being part of a bequest from Chas. Harris....	1,000.00
Mason Fund, being a bequest from Wm. P. Mason.....	9,400.00
Sawyer Fund, being part of a bequest from M. P. Sawyer...	7,000.00
J. L. Gardner Fund, being a donation from J. L. Gardner....	20,000.00
B. T. Reed Fund, being a donation from Benj. T. Reed.....	1,000.00
Wm. Reed Fund, being a bequest from Wm. Reed.....	5,233.92
McGregor Fund, being half of a donation and bequest from James McGregor.....	7,500.00
Miss Rice Fund, being a bequest from Miss Arabella Rice....	5,000.00
Templeton Fund, being half of a bequest from John Templeton,	5,000.00
Mrs. J. H. Rogers Fund, being a donation from J. H. Rogers,	1,177.50
Beebe Fund, being a bequest from J. M. Beebe.....	50,000.00
Lincoln Fund, being half of a bequest from Mrs. F. W. Lincoln,	80,000.00
Blanchard Fund, being a bequest from Mrs. M. B. Blanchard,	4,000.00
Geo. Gardner Fund, being a donation from Geo. Gardner....	1,000.00
Hemenway Fund, being a donation from the Executors of the will of Augustus Hemenway.....	20,000.00
Jessup Fund, being part of a bequest from Dr. Chas. A. Jessup,	1,000.00
Tufts Fund, being a bequest from Quincy Tufts.....	10,000.00
Read Fund, being half of a bequest from Jas. Read.....	1,000.00
Parker Fund, being a bequest from John Parker, Jr. ....	10,000.00
Miss Shaw Fund, being a donation and bequest from Miss M. Louisa Shaw.....	5,500.00
Eliza Perkins Fund, being a donation from Mrs. H. B. Rogers,	1,000.00
Dwight Fund, being a donation from Mrs. T. Bradford Dwight,	1,000.00
Hunnewell Fund, being a donation from H. H. Hunnewell...	10,000.00
R. M. Mason Fund, being a bequest from R. M. Mason.....	5,000.00
Anna Lowell Cabot Fund, being a donation from Dr. Samuel Cabot.....	1,000.00
<i>Amount carried forward</i> .....	\$452,260.95



*Amount brought forward*..... \$452,260.95

### Income devoted to Beneficiaries at Asylum :

The Bromfield Fund, being half of a bequest from John Bromfield.....	\$20,000.00	
Read Fund, being half of a bequest from Jas. Read, Appleton Fund, \$10,010 being a bequest from Sam'l Appleton, 20,000 being a donation from Wm. Appleton,	1,000.00	30,010.00
McGregor Fund, being half of a donation and bequest from Jas. McGregor.....	7,500.00	
Austin Fund, being part of a bequest from Mrs. Agnes Austin.....	5,000.00	
Kittredge Fund, being a bequest from Rufus Kittredge.....	5,500.00	
Templeton Fund, being half of a bequest from John Templeton.....	5,000.00	
Cabot Fund, being a donation from Dr. Samuel Cabot.....	722.85	
	<hr/>	\$74,732.85

### Income devoted to Female Beneficiaries at Asylum :

The Lincoln Fund, being half of a bequest from Mrs. F. W. Lincoln, 80,000.00

### Income unrestricted :

The Waldo Fund, being a bequest from Daniel Waldo..... 40,000.00

### Income devoted to any purpose except buildings :

The Redman Fund, being a bequest from John Redman..... 455,113.34

### Income devoted to a Triennial Prize :

The Warren Prize Fund, being a bequest from Dr. J. M. Warren, 2,299.61

### Income devoted to the Library :

The Treadwell Library Fund, being part of a bequest from  
J. G. Treadwell..... 5,000.00

*Amount carried forward*..... \$1,109,406.75

<i>Amount brought forward</i> .....	\$1,109,406.75
<b>Income devoted to Books for Patients :</b>	
The Warren Library Fund, being a donation from Dr. J. C. Warren,	1,000.00
<b>Income and Principal devoted to the publication of a History of the Hospital :</b>	
The Bowditch History Fund, being a bequest from N. I. Bowditch,	2,000.00
<b>Income devoted to Amusements at the Asylum :</b>	
The Amusement Fund, \$5,000 being a bequest from Miss Mary Louisa Shaw, 5,000 being a donation from Mrs. Quincy A. Shaw and other Ladies.....	10,000.00
<b>Income devoted to Special Surgical Instruments :</b>	
The Surgical Instrument Fund, being a donation from Dr. H. J. Bigelow.....	1,250.00
<b>The Wooden Leg Fund :</b>	
Being a bequest from N. I. Bowditch.....	5,000.00
The Convalescent Fund.....	5,446.00
<b>Permanent Free Beds :</b>	
Miss Marian Hovey.....	\$1,000.00
Mrs. Fanny H. Morse.....	1,000.00
Henry S. Hovey.....	1,000.00
	<hr/> 3,000.00
Redman Annuities.....	15,600.00
Clara Barton Annuity.....	3,241.00
<b>Add unused Income at credit of :</b>	
The Bowditch History Fund.....	\$2,046.01
Warren Prize Fund.....	386.06
Warren Library Fund.....	161.85
	<hr/>
<i>Amounts carried forward</i> .....	\$2,593.92 \$1,155,943.74

<i>Amounts brought forward</i> .....	\$2,593.92	\$1,155,943.75
The Wooden Leg Fund.....	364.39	
Surgical Instrument Fund.....	797.61	
Treadwell Library Fund.....	25.44	
	<hr/>	3,781.36
		<hr/> <hr/>
		\$1,159,725.11
		<hr/> <hr/>

Respectfully Submitted,

F. H. PEABODY,

*Treasurer.*

BOSTON, January 1st, 1880.

*Table of the Expenses of the Hospital and Asylum  
for Eighteen years—1862 to 1879.*

ORDINARY EXPENSES.

Year.	Cost of Paying Patients.	Cost of Free Patients.	Other Charities.	Total Expenses of	
	Hospital.	Hospital.	Hospital.	Hospital.	Asylum.
1862	\$6,628.65	\$35,072.01	\$414.15	\$42,114.81	\$71,823.46
1863	6,151.27	40,575.14	695.30	47,421.71	69,300.63
1864	10,224.81	49,286.53	648.21	60,159.55	101,484.38
1865	23,119.62	34,131.83	717.35	57,968.80	120,885.84
1866	30,086.08	37,538.12	1,162.60	68,786.80	126,015.83
1867	26,086.67	33,758.02	1,164.53	61,009.22	133,844.14
1868	23,663.50	42,481.71	1,419.26	67,564.47	142,535.36
1869	20,128.86	40,736.44	1,373.30	62,238.60	138,132.02
1870	15,844.35	46,087.42	883.05	62,814.82	134,339.63
1871	15,266.51	47,126.12	1,133.74	63,526.37	146,191.23
1872	12,664.70	56,537.74	1,497.86	70,700.30	153,327.60
1873	16,681.66	69,109.97	2,135.29	87,926.92	165,023.79
1874	14,198.41	64,266.27	2,634.60	81,099.28	161,934.11
1875	10,677.72	71,447.23	1,761.59	83,886.54	165,660.47
1876	11,344.58	82,033.60	1,312.94	94,691.12	164,973.80
1877	10,833.10	72,678.63	279.16	83,790.89	143,148.94
1878	11,252.42	85,102.61	588.98	96,944.01	136,394.36
1879	11,564.44	77,216.88	514.25	89,295.57	117,250.02

Year.	Average cost per week per Patient.		Cost over Board.	
	Hospital.	Asylum.	Hospital.	Asylum.
1862	\$6.04	\$7.27	\$36,260.92	\$6,640.81
1863	6.66	6.98	41,109.46	2,170.56
1864	8.38	9.76	52,445.01	4,523.85
1865	9.86	12.49	43,121.53	9,507.86
1866	13.88	12.30	53,809.36	558.19
1867	11.28	13.84	44,291.54	.....
1868	12.74	16.51	52,893.02	14,642.07
1869	10.14	14.21	48,811.90	.....
1870	10.05	13.83	50,811.01	.....
1871	9.96	15.80	52,447.68	9,996.88
1872	10.10	16.93	59,547.91	14,917.57
1873	10.29	19.23	72,435.94	26,404.27
1874	10.13	19.59	67,548.81	2,750.66
1875	9.72	21.07	71,989.93	11,872.47
1876	9.41	19.72	82,027.86	13,019.51
1877	9.47	15.66	72,957.79	.....
1878	9.87	15.55	83,516.61	.....
1879	10.54	14.30	73,440.58	.....
18 years.....			\$1,049,052.86	\$117,004.70

ANNUAL REPORT OF THE RESIDENT PHYSICIAN  
OF THE  
MASSACHUSETTS GENERAL HOSPITAL,  
For the Year 1879.

Number of Patients in the Hospital, January 1st, 1879.

Paying, 17. : : : : Free, 141. : : : : Total, 158.

Admitted from January 1st, 1879, to January 1st, 1880.

	Males.	Females.	Total.
Patients paying board.....	234	101	335
“ “ “ part of the time... 25	25	17	42
“ entirely free.....	864	572	1436
	<hr/>	<hr/>	<hr/>
	1123	690	1813
		Medical.	Surgical.
Male.....(Boys 107)		322	801
Female.....(Girls 47)		336	354
		<hr/>	<hr/>
		658	1155

Of these 29 paid \$35.00 per week; 1 paid \$28.00; 63 paid \$21.00; 1 paid \$17.50; 1 paid \$15.00; 7 paid \$14.00; 32 paid \$10.50; 7 paid \$10.00; 197 paid \$7.00; 1 paid \$6.00; 26 paid \$5.00; 2 paid \$4.50; 1 paid \$3.50; 3 paid \$3.00; 1 paid \$2.50.

Whole number of patients treated during the year: paying, 352; paying a part of the time, 42; free, 1,577;—total 1,971.

Discharged during the Year.					
	Medical.	Surgical.	Males.	Females.	Total.
Well.....	293	747	660	380	1040
Much relieved.....	117	87	113	91	204
Relieved.....	112	106	116	102	218
Not relieved.....	60	24	51	33	84
Not treated.....	17	87	58	46	104
Dead.....	60	83	105	38	143
Insane and Eloped...	3	18	15	6	21
	662	1152	1118	696	1814

Number of Patients remaining December 31st, 1879.

Males.....96	Females..... 61	Total.....157
Paying.....17	Free.....140	Total.....157
Medical....50	Surgical.....107	Total.....157

Proportion of deaths to whole number of results, 7.93 per cent.

Number of patients received on account of accidents, 222.

The greatest number of paying patients at any one time, was 30; in private rooms, 9; the greatest number of free patients, 165; the greatest total, 188. The least number of paying patients at any one time, 13; in private rooms, 3; the least free, 113; the least total, 131. The proportion of ward beds occupied by free patients, was 83 per cent.; by paying patients, 17 per cent.; about 23 per cent. of the paying patients occupied private rooms.

The average number of patients was 163; males, 101; females, 62.

The average number of paying patients was 21; Americans, 13; foreigners, 8.

The average number in private rooms was  $6\frac{1}{2}$

The average number of free patients was 142; Americans, 67; foreigners, 75.

The average time of paying patients was 2.84 weeks, and that of free patients, 5.16.

## Residences.

Boston.....	795	Rhode Island and Con-	
Massachusetts, (excepting		necticut.....	5
Boston).....	882	Other States.....	23
Maine.....	31	British Provinces.....	18
New Hampshire and Ver-			
mont.....	59		

## Birthplaces.

Boston..	122	British Provinces.....	179
Massachusetts, (excepting		Great Britain.....	106
Boston).....	502	Ireland.....	439
Maine.....	124	Germany.....	52
New Hampshire.....	84	Norway and Sweden....	22
Vermont.....	26	France.....	12
Rhode Island and Con-		Western Islands.....	7
necticut.....	27	Belgium and Holland...	0
New York.....	25	Italy.....	4
Southern and Western		Switzerland.....	0
States.....	69	Other Places.....	13
Total Americans.....	979	Total Foreigners.....	834

Occupation.		Paying.	Free.	Partial Payment.
Males.				
Mechanics	48	146	8	
Laborers	24	386	4	
Farmers	21	26	1	
Minors	16	92	3	
Seamen	13	42	3	
Clerks	18	29	1	
Teamsters	2	27	..	
Traders	27	22	1	
Servants	5	29	1	
Lawyers	2	..	..	
Clergymen	3	1	..	
Physicians	7	1	..	
Merchants	11	4	..	
Students	4	10	..	
Other Professions	33	49	3	
	<hr/>	<hr/>	<hr/>	
	234	864	25	

Total Males, 1,123. Of these 54 were in private rooms.

Occupation.		Paying.	Free.	Partial Payment.
Females.				
Domestics	11	249	5	
Minors	6	42	1	
Wives	50	154	10	
Widows	5	43	1	
Seamstresses	6	42	..	
Spinsters	19	17	..	
Operatives	2	16	..	
Teachers	1	3	..	
Clerks	1	1	..	
Nurses	..	5	..	
	<hr/>	<hr/>	<hr/>	
	101	572	17	

Total Females, 690. Of these 34 were in private rooms.



Seventeen per cent. of the free patients were female domestics; twenty-six and three-fourths per cent. were laborers; ten per cent. were mechanics and nine per cent. were minors.

		Admissions	Refused.		
Phthisis, (Consumption).	71	Paralysis		23	
Syphilis	38	Epilepsy		15	
Chronic Ulcers	22	Cancer		9	
Scrofula and Abscesses	2	Uterine		11	
Insanity and Delirium		Injuries		7	
Tremens	3	Of Skin		6	
Hip and Spine	42	Contagious		29	
Debility and Senility	27	Other Diseases		55	
Chronic Rheumatism	37				
Total					497

Males	297	American	317
Females	200	Foreign	180

Residents of Boston	204
"    " Massachusetts	266
"    " Other places	27

#### Out-patients.

Number of new patients	18,960				
Men	6,889	Women	8,313	Children	3,785
Americans	11,512	Residents of Boston	12,558		
Foreigners	7,448	Of other places	6,402		

Medical Department for Women.....	3,737
"                    "  Men and Children.....	3,286
Surgical Department.....	4,501
Ophthalmic    "                    .....	404
Dental          "                    .....	4,324
Department for Diseases of the Skin.....	1,212
"          "          "  Nervous System.....	591
"          "          "  Throat.....	905
Total Attendance.....	36,812
Average daily attendance.....	119

Of the surgical cases, there were :

Fractures and Dislocations.287	Felons.....507
Wounds.....511	Tumors.....142
Sprains and other Injuries.314	Diseases of Hip and Spine.344
Abscesses.....338	Diseases of Joints.....457
Ulcers.....169	Genito-Urinary.....36
Hernia.....180	Club-foot.....119
Miscellaneous.....	1097

Of the Dental patients, 741 had 1,015 teeth filled ; 3,482 had 5,425 teeth extracted.

During the year, another story has been added to the Nurses' Building, which gives them better and more suitable accommodations.

A large amount of painting and other repairs have been and are being done in various parts of the Hospital, giving it a light and more cheerful appearance, and making the sanitary condition more complete.

The Young Men's Christian Union have given us seventy-five rides, taking out three hundred and seven patients, which has been better than medicine for them.

The ladies and gentlemen from Cambridge, have been indefatigable in entertaining the patients, and their efforts are most successful, as well as beneficial, and are highly appreciated. After their labors on Christmas Eve, one of the surgeons on duty remarked, "my patients are fifteen per cent. better for what the ladies and gentlemen have done for them."

As in years past we have been enabled to have additional luxuries and comforts for the patients, furnished as they are, by many kind friends, who of their abundance have given freely of fruits, flowers, books, papers, magazines, etc., which are most acceptable and beneficial, and for which we are deeply grateful.

Respectfully submitted,

JAMES H. WHITTEMORE,  
*Resident Physician.*

TO THE BOARD OF TRUSTEES, }  
Boston, January 1st, 1880. }

# THE AMBULANCE

OF THE

## MASSACHUSETTS GENERAL HOSPITAL,

Accompanied by a Medical Officer, will be despatched to any point north of Dover and Berkeley Streets, for the conveyance of cases of *accident*, or *urgent sudden sickness, not contagious*, to this Hospital, or elsewhere, upon notice from a Physician, the Police, or other responsible source, subject to the approval of the undersigned.

In cases requiring gratuitous treatment, no charge will be made.

By order of the Board of Trustees.

JAMES H. WHITTEMORE, M. D.,  
*Resident Physician,*  
*Mass. Gen. Hospital, Blossom St.*

# SIXTY-SECOND ANNUAL REPORT

OF THE

SUPERINTENDENT OF THE M<sup>C</sup>LEAN ASYLUM FOR THE INSANE,

TO THE

TRUSTEES OF THE MASS. GENERAL HOSPITAL.

JANUARY 1, 1880.

*To the Trustees of the Massachusetts General Hospital.*

GENTLEMEN,—

I have the honor to present the following report relating to the number and condition of the patients treated in the Asylum during the past year.

	Males.	Females.	Total.
Patients in the Asylum, January 1, 1879...	68	86	154
Admissions during the year.....	32	44	76
	<hr/>	<hr/>	<hr/>
Total under treatment.....	100	130	230
Discharged, including deaths.....	34	45	79
	<hr/>	<hr/>	<hr/>
Remaining December 31, 1879.....	66	85	151

## Condition of Patients discharged.

	Males.	Females.	Total
Recovered.....	10	9	19
Much improved.....	4	10	14
Improved.....	3	10	13
Not improved.....	8	12	20
Died.....	8	4	12
Insufficient trial.....	1	0	1
	<hr/>	<hr/>	<hr/>
Total.....	34	45	79

Daily average number of patients..... 68.+ 69.+ 157.28

Of the admissions, three women were readmitted during the year, consequently the number of persons admitted was seventy-three. Of these persons, forty-two were regarded as recent cases, and thirty-one as chronic, or incurable, at the time of admission.

Seventeen persons—eight men and nine women—had previously been patients here. Twelve of them—six men and six women—came for the *second* time (and five of these—three men and two women—had each been once, and one three times in other institutions); one woman came for the *third* time; one woman for the *fourth* time; one woman for the *sixth* time; one man for the *seventh* time, who had also been once in another Asylum; and one man for the *fifteenth* time. This last patient had been in other institutions, but was usually transferred to this one before the termination of such attacks. Of the remaining fifty-six persons admitted, eight—two men and six women—had been once each in other institutions; and forty-eight were never before in any Hospital.

There were thirteen more admissions, five less discharges, and eight less cases under treatment than during the year 1878; and the number present was three less at the end than at the beginning of the year.

Of those discharged, nine—two men and seven women—were transferred to other hospitals; seven—one man and six women—to Danvers; and two—one man and one woman—to Taunton.

Causes of Death.			
	Males.	Females.	Total.
Organic disease of the Brain .....	3	..	3
Apoplexy.....	..	1	1
Melancholia—Exhaustion.....	..	2	2
Dementia—Diarrhoea—Exhaustion.....	1	..	1
Valvular disease of the Heart.....	1	1	2
Pneumonia—(Edema of Lung.....	1	..	1
Bright's Disease.....	1	..	1
Suicide.....	1	..	1
	<hr/>	<hr/>	<hr/>
Total.....	8	4	12

Of the nineteen persons discharged recovered, fifteen had never before been inmates of this and only one of these of any other Asylum. Of three other persons, this was the third, and of one, the fifteenth admission, and each of these last four persons was discharged recovered at every previous admission. Twelve persons were admitted, and discharged recovered within the year.

The usual means of amusement and diversion have been employed during the year, for the pleasure and benefit of the patients, who remember with grateful appreciation the continuance of the kind attentions of the many friends of the Asylum.

Having assumed charge of the Asylum at nearly the end of the year, I can only report the work done as shown by the records, and thank the Board of Trustees and my immediate predecessors for courtesies shown me.

Very respectfully,

EDWARD COWLES,

*Superintendent.*

TABLE No. 1.

*Relation to Hospitals of persons admitted to the Asylum during the year.*

	Males.	Females.	Total.
Never before in any Hospital.....	22	26	48
Former inmates of this Hospital .....	3	6	9
“ “ of other Hospitals in this State...	1	5	6
“ “ of Hospitals in other States.....	..	..	..
“ “ of this Hospital and of other Hospitals in this State. ....	3	2	5
“ “ of this Hospital and of Hospitals in other States.....	1	1	2
“ “ of other Hospitals in this State and of Hospitals in other States...	..	..	..
“ “ of this Hospital, of other Hospitals in this State and of other Hospitals in other States.....	1	..	1
“ “ of this Hospital and of Hospitals in other Countries....	..	..	..
“ “ of Hospitals in other Countries...	1	1	2
Total of persons.....	32	41	73
Total number of admissions to this Hospital during the year .....	32	44	76
Readmitted of those admitted during the year....	..	3	3

TABLE No. 2.

*Nativity of Patients admitted to the Asylum during the year.*

	Males.	Females.	Total.
Massachusetts.....	16	28	44
Maine .....	2	4	6
New Hampshire.....	5	..	5
Vermont .....	..	1	1
Rhode Island.....	..	1	1
Connecticut .....	1	..	1
New York.....	..	1	1
Pennsylvania.....	1	..	1
Illinois.....	1	..	1
Ohio.....	..	2	2
Africa.....	..	1	1
Austria.....	1	..	1
England.....	1	2	3
Ireland.....	1	3	4
Mexico.....	..	1	1
Prussia.....	1	..	1
Scotland.....	2	..	2
Total.....	32	44	76



TABLE No. 3.

*Residence of Patients admitted to the Asylum during the year.*

	Males.	Females.	Total.
Massachusetts .....	27	37	64
Maine .....	1	2	3
New Hampshire .....	1	..	1
Rhode Island .....	..	1	1
New Jersey .....	1	..	1
Pennsylvania .....	1	..	1
Ohio .....	..	1	1
Michigan .....	..	1	1
Arizona .....	..	1	1
Canada .....	1	..	1
England .....	..	1	1
Total .....	32	44	76

TABLE No. 4.

*Ages of Patients admitted to the Asylum during the year.*

	Males.	Females.	Total.
15 years and under .....	1	..	1
From 15 to 20 years .....	1	..	1
“ 20 to 25 “ .....	2	4	6
“ 25 to 30 “ .....	3	4	7
“ 30 to 35 “ .....	4	1	5
“ 35 to 40 “ .....	5	10	15
“ 40 to 50 “ .....	10	8	18
“ 50 to 60 “ .....	4	12	16
“ 60 to 70 “ .....	2	5	7
“ 70 to 80 “ .....	..	..	..
Over 80 years .....	..	..	..
Total .....	32	44	76

TABLE No. 5.

*Occupations of the men admitted to the Asylum during the year.*

Architect .....	1	Lawyers .....	3
Auditor .....	1	Mason .....	1
Civil Engineer .....	1	Merchants .....	6
Clerks .....	3	Physician .....	1
Engineer .....	1	Retired Publisher .....	1
Farmer .....	1	Slater .....	1
Furniture Polisher .....	1	Student .....	1
Gardener .....	1	Wool Grader .....	1
Grocers .....	2	No Occupation .....	4
Jeweller .....	1		
		Total .....	32

*Table of Admissions, Discharges, and Results, at the McLean Asylum from its opening, October 6, 1818, to December 31, 1879, inclusive.*

YEARS.	Admitted.	Discharged	Whole No. under care.	Died.	Much improved, etc.	Recovered	Remaining at end of year.	Average No. of Patients.
1818-24	339	288	513	21	178	89	225	-
1825	59	56	110	8	27	21	54	-
1826	47	46	101	5	21	20	55	-
1827	58	56	113	5	17	34	57	-
1828	77	65	134	5	37	23	69	-
1829	73	77	142	9	42	26	65	-
1830	82	78	147	10	34	34	69	-
1831	83	84	152	8	46	30	68	-
1832	94	98	162	10	45	43	64	-
1833	103	100	167	8	50	42	67	-
1834	108	95	174	7	47	41	80	-
1835	83	84	163	11	28	45	77	-
1836	106	112	183	10	38	64	71	-
1837	120	105	191	8	25	72	86	80
1838	138	131	224	12	45	74	93	95
1839	132	117	225	10	38	69	108	112
1840	155	138	263	13	50	75	125	128
1841	157	141	283	11	55	75	142	135
1842	129	138	271	15	43	80	133	143
1843	126	126	260	18	45	63	134	131
1844	158	140	292	20	52	68	152	146
1845	119	120	271	13	33	74	151	149
1846	148	126	299	9	52	65	173	164
1847	170	170	343	33	50	87	173	172
1848	143	155	316	23	50	82	155	171
1849	160	137	321	15	58	64	184	177
1850	173	157	357	28	51	78	200	201
1851	164	173	364	29	69	75	191	195
1852	145	135	336	15	48	72	201	200
1853	114	120	315	17	45	58	195	194
1854	120	120	315	16	45	59	195	195
1855	123	126	318	24	46	56	192	192
1856	149	145	341	19	58	68	196	195
1857	141	159	337	28	60	71	178	191
1858	155	147	333	25	50	72	186	187
1859	131	142	317	28	53	61	175	185
1860	121	109	296	24	46	39	187	185
1861	111	110	298	23	33	54	188	193
1862	82	94	270	18	37	39	176	190
1863	94	69	270	13	20	36	201	191
1864	101	107	302	27	38	42	195	200
1865	82	85	277	17	33	35	192	186
1866	103	98	295	29	23	46	197	197
1867	89	108	286	27	36	45	178	186
1868	92	94	270	23	37	34	176	166
1869	108	100	284	18	31	51	184	187
1870	79	85	263	12	40	33	178	187
1871	75	81	253	13	47	21	172	178
1872	93	101	265	23	63	15	164	173
1873	92	95	256	13	63	19	161	165
1874	75	88	236	10	58	20	148	159
1875	85	83	233	16	51	16	150	156
1876	92	74	242	20	36	18	168	160
1877	110	103	278	20	68	15	175	175
1878	63	84	238	12	66	6	154	168
1879	76	79	230	12	14	19	151	157
6405	6254			916	2571	2733		



Table of Applications, Admissions, etc., for Sixteen Years,—1864-'79.

Years.	Applications.		Admissions.		American.		Foreign.		Not Admitted.		Discharged, cured, relieved, or improved.		Percentage of same, on Admissions.		Died.		Accidents.		Whole number in care in the year.		No. of Free Patients.		Paying all the time.		Paying part of the time.		Greatest total number at any one time.		Least total number at any one time.		Average.		Greatest number at any one time.		Average time in weeks at any one time.		Out Patients.						
	Hospital.	Asylum.	Hospital.	Asylum.	Hospital.	Asylum.	Hospital.	Asylum.	Hospital.	Asylum.	Hospital.	Asylum.	Hospital.	Asylum.	Hospital.	Asylum.	Hospital.	Asylum.	Hospital.	Asylum.	Hospital.	Asylum.	Hospital.	Asylum.	Hospital.	Asylum.	Hospital.	Asylum.	Hospital.	Asylum.	Hospital.	Asylum.	Hospital.	Asylum.	Hospital.	Asylum.	Hospital.	Asylum.	Hospital.	Asylum.			
1864	1932	1590	101	654	99	915	2	333	1303	80	8,168	79.1	130	27	242	1749	302	1388	350	11	157	208	110	192	138	200	139	83	33	3.2	4.4	5019											
1865	1430	1193	82	571	80	628	2	231	997	68	8,315	82.9	104	17	140	1347	277	687	592	68	164	195	88	181	113	186	137	72	3.7	4.8	5356												
1866	1328	1120	103	542	100	587	3	203	909	69	81.37	66.9	91	29	132	1224	295	556	623	45	109	203	78	192	95	197	62	58	3.4	5.1	5008												
1867	1119	1206	80	558	88	648	1	213	968	81	79.43	91.0	94	27	113	1301	286	676	601	24	126	200	72	172	104	186	77	62	3.4	4.3	4653												
1868	1174	1266	92	604	92	661	0	209	1015	71	80.03	77.1	85	23	98	1373	218	840	502	31	132	181	69	160	102	163	97	56	3.0	3.5	5254												
1869	1633	1380	108	631	108	709	0	243	1123	82	80.03	75.9	107	18	93	1217	284	930	563	24	139	196	90	177	118	187	98	55	3.4	4.3	6053												
1870	1706	1302	79	584	76	718	3	404	1083	73	83.20	92.4	85	12	140	1427	342	958	439	30	137	195	98	181	120	187	106	45	3.4	4.8	8707												
1871	1781	1427	75	649	75	778	0	354	1143	52	80.09	69.3	109	13	178	1537	253	1056	456	25	134	187	91	167	122	178	126	43	3.1	3.9	9792												
1872	1815	1547	92	695	88	882	5	268	1271	52	82.15	55.9	120	23	259	1701	265	1195	391	16	160	179	97	163	135	173	133	42	3.1	4.3	11878												
1873	1958	1550	92	640	87	910	7	408	1201	64	77.48	69.5	186	13	351	1700	256	1195	391	64	187	171	129	158	156	165	156	44	3.3	6.0	13317												
1874	2153	1633	75	713	68	926	7	514	1242	54	81.88	72	127	10	234	1800	236	1251	394	120	183	167	111	144	149	159	146	41	2.7	5.6	15912												
1875	2357	1811	85	739	72	1022	13	516	1192	57	76.70	67	189	16	285	1989	233	1565	336	88	149	165	132	145	166	156	176	31	2.8	5.2	16993												
1876	2569	1906	92	990	82	1006	10	654	1621	45	85.04	48.9	150	20	245	2306	242	1636	308	92	210	173	163	148	185	160	182	36	3.2	5.7	17292												
1877	2131	1657	110	863	103	794	7	474	1339	57	80.80	51.8	130	20	117	1847	278	1270	339	48	194	184	135	168	164	175	178	33	2.8	5.5	18004												
1878	2275	1791	63	946	58	818	5	481	1461	45	81.46	71.4	134	12	200	1650	238	1578	334	38	187	182	132	154	165	168	170	34	2.8	5.2	18744												
1879	2310	1813	76	973	63	834	13	497	1462	43	80.43	60.5	143	12	222	1971	230	1577	352	42	188	164	131	150	163	157	165	30	2.9	5.1	18930												

Table Showing the Cost of Principal Stores at the Massachusetts General Hospital.

Articles.	1876.			1877.			1878.			1879.		
	Quantity	Cost.	Average.	Quantity.	Cost.	Average.	Quantity.	Cost.	Average.	Quantity.	Cost.	Average.
Beef, Sirlain.....lbs.	9,577	\$2,097.46	.219	9,100	\$1,927.38	.2118	7,729	\$1,610.72	.2084	8,375	\$1,716.87	.205
" for Soup.....	#1,702	86.63	.0509	560	23.80	.0425	132	5.28	.04	.....	.....	.....
" Corned.....	6,831½	560.18	.082	5,889	479.54	.0816	4,378	324.72	.07415	4,123	288.61	.07
" Round.....	8,702	747.54	.0851	9,327	805.85	.0864	11,944	1,016.43	.0851	12,973	1,054.70	.0813
" Rump.....	{ 1,398	209.70	.15	6,882	1,163.05	.169	4,158	635.34	.1528	.....	.....	.....
" Roasting.....	6,736	744.32	.1105	11,584	1,274.24	.11	14,998	1,349.82	.09	14,141	1,341.98	.0949
Mutton.....	10,482	1,112.14	.1061	18,416	2,509.04	.13624	15,808	1,903.28	.1204	12,592	1,385.12	.11
Poultry.....	10,641	2,202.68	.207	13,509	2,475.65	.184	14,079	2,276.57	.1617	14,488	2,433.98	.168
Butter.....	10,339	3,411.87	.33	10,056	2,644.72	.263	10,156	2,500.40	.2462	10,526	2,589.39	.246
Eggs.....doz.	4,144	969.69	.234	4,608	967.68	.21	5,435	967.12	.176	4,392	843.26	.192
Flour.....bbls	37	318.20	8.60	40	362.48	9.062	42	323.82	7.71	37	266.80	7.40
Bread.....lbs	42,209	2,321.49	.055	34,343	1,717.15	.05	35,800	1,790.00	.05	36,556	1,827.80	.05
Ice.....tons.	140,460	566.98	4.00	180½	627.54	3.48	238½	808.25	3.333	271¾	714.70	2.63
Sugar.....lbs.	14,161	1,366.53	.096	10,592	982.88	.0928	12,979	1,023.65	.0781	8,691	590.98	.068
Tee.....	841	437.32	.52	533	222.96	.376	738	254.61	.345	560	223.12	.402
Milk.....qt.	90,584	5,396.80	.0596	97,594	4,879.70	.05	107,618	5,380.90	.05	96,186	4,934.34	.0513
Potatoes.....bush.	767	656.55	.856	909	915.36	1.007	973	964.61	.77	942	1,010.76	1.073

\* For 8 months. † For 4 months.

Table Showing the Cost of Principal Stores at the McLean Asylum.

Articles.	1876.			1877.			1878.			1879.		
	Quantity.	Cost.	Average.	Quantity.	Cost.	Average.	Quantity.	Cost.	Average.	Quantity.	Cost.	Average.
Beef.....	59,614	\$7,535.82	.126	63,352	\$7,261.94	.114	77,166	\$8,384.25	.108	58,771 <sup>1</sup>	\$7,062.58	.120
Mutton and Lamb.....	19,025	2,656.34	.139	21,819	2,769.17	.126	21,411	2,411.63	.112	20,266 <sup>1</sup>	2,055.36	.101
Veal.....	2,917	425.76	.145	5,029	651.17	.129	7,636	1,017.22	.133	9,182 <sup>1</sup>	1,045.09	.113
Poultry.....	24,649	5,363.83	.217	29,321	5,164.12	.176	33,620	5,305.56	.157	25,754 <sup>1</sup>	4,148.75	.160
Hams, etc.....	5,603	758.93	.135	13,076	1,477.74	.113	14,966	1,556.23	.103	7,180 <sup>1</sup>	670.81	.093
Eggs.....	12,405	2,904.87	.234	13,257	2,874.59	.216	13,679	2,508.71	.183	11,270	2,242.03	.198
Lard.....	1,233	168.98	.136	2,786	310.40	.111	2,256	181.61	.080	1,723	123.00	.071
Flour.....	*348	3,079.69	8.84	425	3,952.46	9.299	449	3,440.50	7.662	397	2,709.85	6.825
Butter.....	20,426	6,031.23	.295	19,990	5,162.84	.255	21,240	5,390.49	.253	20,219 <sup>1</sup>	4,873.85	.241
Coffee.....	4,109	1,237.82	.301	5,840	1,670.33	.285	5,066	1,309.89	.258	4,934 <sup>1</sup>	1,271.89	.257
Tea.....	1,908	850.21	.445	1,775	739.44	.416	1,532	626.22	.408	1,383	450.72	.325
Sugar.....	28,033	3,072.37	.109	28,199	3,174.47	.112	28,796	2,716.56	.094	23,759 <sup>1</sup>	2,039.82	.085
Lights, Gas, etc.....	.....	4,956.17	.....	.....	4,840.31	.....	2,112,100	5,695.42	2.60pmt	2,072,000	5,559.83	2.60pmt
Coal.....	1,106	7,551.12	6.83	1,250 <sup>1</sup>	6,057.45	4.845	1,064 <sup>1</sup>	5,407.81	5.08	904 <sup>1</sup>	4,013.13	4.44
Wood.....	46 <sup>1</sup>	330.06	7.06	.....	.....	.....	588 <sup>1</sup>	1,958.44	.....	15 <sup>1</sup>	134.53	8.75
Ice.....	371	1,486.00	4.00	533	1,836.28	3.445	588 <sup>1</sup>	1,958.44	3.33	476 <sup>1</sup>	1,208.34	2.53

\*The bread for both Hospital and Asylum has been baked at the Asylum since September 1876, which will account for the increased quantity of Flour used.

OFFICERS OF THE INSTITUTION.

1880.

HENRY B. ROGERS, . . . . . *President.*  
NATHANIEL THAYER, . . . . . *Vice-President.*  
FRANCIS H. PEABODY, . . . . . *Treasurer—40 State Street.*  
THOMAS B. HALL, . . . . . *Secretary—75 State Street.*

TRUSTEES.

SAMUEL ELIOT, . . . . . *Chairman—44 Brimmer Street.*  
\*CHARLES V. BEMIS, . . . . . *Medford, Mass.*  
E. FRANCIS BOWDITCH, . . . . . *Framingham, Mass.*  
CHARLES H. DALTON, . . . . . *33 Commonwealth Avenue.*  
EDMUND DWIGHT, . . . . . *60 State Street.*  
\*WILLIAM ENDICOTT, JR., . . . . . *10 Mt. Vernon Street.*  
GEORGE S. HALE, . . . . . *39 Court Street.*  
\*HENRY P. KIDDER, . . . . . *40 State Street.*  
THORNTON K. LOTHROP, . . . . . *2 Pemberton Square.*  
CHARLES J. MORRILL, . . . . . *11 Arlington Street.*  
ROBERT H. STEVENSON, . . . . . *44 Kilby Street.*  
\*SAMUEL D. WARREN, . . . . . *67 Mt. Vernon Street.*

BOARD OF CONSULTATION.

EDWARD REYNOLDS, M.D. D. H. STORER, M.D.  
HENRY I. BOWDITCH, M.D. CHARLES E. WARE, M.D.  
MORRILL WYMAN, M.D.

\*Appointed by the Governor of the Commonwealth.

## OFFICERS OF THE HOSPITAL.

JAMES H. WHITTEMORE, M.D. . . .	<i>Resident Physician.</i>
GEORGE C. SHATTUCK, M.D. . . .	} <i>Visiting Physicians.</i>
FRANCIS MINOT, M.D. . . . .	
CALVIN ELLIS, M.D. . . . .	
SAMUEL L. ABBOT, M.D. . . . .	
BENJAMIN S. SHAW, M.D. . . . .	
GEORGE G. TARBELL, M.D. . . . .	} <i>Visiting Surgeons.</i>
HENRY J. BIGELOW, M.D. . . . .	
SAMUEL CABOT, M.D. . . . .	
RICHARD M. HODGES, M.D. . . . .	
CHARLES B. PORTER, M.D. . . . .	
JOHN COLLINS WARREN, M.D. . . .	} <i>Physicians to Out-Patients.</i>
HENRY H. A. BEACH, M.D. . . . .	
DAVID H. HAYDEN, M.D. . . . .	
WILLIAM L. RICHARDSON, M.D. . . .	
EDWARD N. WHITTIER, M.D. . . . .	
ELBRIDGE G. CUTLER, M.D. . . . .	} <i>Surgeons to Out-Patients.</i>
F. GORDON MORRILL, M.D. . . . .	
FREDERICK C. SHATTUCK, M.D. . . .	} <i>Physician to Out-Patients with diseases of the Skin.</i>
THOMAS B. CURTIS, M.D. . . . .	
JOHN HOMANS, M.D. . . . .	} <i>Physician to Out-Patients with diseases of the Nervous System.</i>
WM. STURGIS BIGELOW, M.D. . . . .	
JAMES C. WHITE, M.D. . . . .	} <i>Physician to Out-Patients with diseases of the Throat.</i>
JAMES J. PUTNAM, M.D. . . . .	
FREDERICK I. KNIGHT, M.D. . . . .	} <i>Ophthalmic Surgeon to Out-Patients.</i>
OLIVER F. WADSWORTH, M.D. . . . .	
HENRY F. DUNKEL, D.M.D. . . . .	<i>Dental Surgeon.</i>
REGINALD H. FITZ, M.D. . . . .	} <i>Microscopist, and Curator of the Pathological Cabinet.</i>
EDWARD S. WOOD, M.D. . . . .	
HENRY P. QUINCY, M.D. . . . .	<i>Chemist.</i>
	<i>Artist.</i>



HENRY P. JAQUES, . . . . }	<i>Medical House-Pupils, for</i> 1879-80.
WILLIAM N. BULLARD, . . }	
WALTER J. OTIS, . . . . }	<i>Surgical House-Pupils, for</i> 1879-80.
GEORGE H. MONKS, . . . . }	
DUDLEY P. ALLEN, . . . . }	
GEORGE G. HAYWARD, . . }	
MISS G. L. STURTEVANT, . . . . .	<i>Matron.</i>
CHARLES A. CLOUGH, . . . . .	<i>Apothecary.</i>

---

OFFICERS OF THE McLEAN ASYLUM.

EDWARD COWLES, M.D. . . . .	<i>Superintendent.</i>
G. T. TUTTLE, M.D., . . . . .	<i>1st Assistant Physician</i>
W. B. BANCROFT, M.D. . . . .	<i>2nd Assistant Physician.</i>
CHARLES F. DENNY, . . . .	<i>Medical Student and Apothecary.</i>
RANSOM WILLARD, . . . . }	<i>Supervisors.</i>
MISS LUCIA E. WOODWARD, . }	

## STANDING COMMITTEES.

*On Finance.*

MESSRS. KIDDER AND MORRILL.

*On Accounts and Expenditures.*

MESSRS. STEVENSON AND LOTHROP.

*On Free-Beds.*

MESSRS. BOWDITCH AND ENDICOTT.

*On the Book of Donations.*

DR. BEMIS.

*On the Warren Fund and Library.*

MESSRS. ELIOT AND HALE.

*On Repairs.*

MESSRS. DALTON, DWIGHT, AND WARREN.

*On Admitting Patients.*

MESSRS. WARREN AND DWIGHT.

## VISITING COMMITTEE.

February and August, . . .	MESSRS. KIDDER AND STEVENSON.
March and September, . . .	“ MORRILL AND ENDICOTT.
April and October, . . .	“ DWIGHT AND ELIOT.
May and November, . . .	“ BOWDITCH AND DALTON.
June and December, . . .	“ HALE AND WARREN.
July and January, . . .	“ BEMIS AND LOTHROP.

## LADIES' VISITING COMMITTEE.

January, . . . . .	MISS ELIZA GOODWIN. MISS SERAFINA LORING, MISS MARGARET CURTIS.
February, . . . . .	MISS GOODWIN, MISS SERAFINA LORING, MISS MARGARET CURTIS.
March, . . . . .	MISS LOUISA LORING. MISS ELIOT.
April, . . . . .	MISS LOUISA LORING, MISS ELIOT.
May, . . . . .	MRS. S. ELIOT.
June, . . . . .	MRS. ELIOT. MISS ELLEN T. PARKMAN.
October, . . . . .	MISS PARKMAN. MISS ANNIE W. MORRILL.
November, . . . . .	MISS MORRILL, MRS. H. W. HAYNES.
December, . . . . .	MRS. HAYNES, MISS MARY TORREY, MRS. HENRY S. FAY.
	MRS. JOHN C. PHILLIPS. MISS ELLEN CARY.







