

## **Historic, Archive Document**

Do not assume content reflects current scientific knowledge, policies, or practices.



6297

1931

LIBRARY  
RECEIVED  
★ JAN 17 1931 ★  
U. S. Department of Agriculture.

# Dallwig's Seed Book

**W. E. DALLWIG**  
134 EAST JUNEAU AVE.  
MILWAUKEE, WIS.  
NINETEEN THIRTY-ONE

Vegetable Seed Trials

# TABLE OF CONTENTS

## VEGETABLE SEEDS

Novelties	4
Asparagus	7
Basil	19
Beans	8, 9
Beets	9, 10
Borage	19
Brussels Sprouts	7
Cabbage	12, 13
Carrot	14
Cauliflower	11
Celery	15
Celery Cabbage	13
Celeriac	15
Chard, Swiss	31
Chervil	13
Chicory	13
Corn	16, 17
Corn Salad	17
Cress	13
Cucumber	18, 19
Dill	19
Egg Plant	19
Endive	19
Fennel	19
Herbs	19
Kale	20
Kohlrabi	20
Lavender	19
Leek	22
Lettuce	21, 22
Mangels	9
Marjoram	19
Melons	23, 24
Mustard	24
Okra	24
Onion	25, 26
Parsley	26
Parsnip	24
Peas	27
Pepper	28
Potatoes	28
Pumpkin	28
Radish	29, 30
Rhubarb	28
Rutabaga	34
Salsify	30
Sage	19
Savory	19
Scorzonera	30
Sorrel	31
Spinach	31
Swiss Chard	31
Squash	32
Thyme	19
Tomato	33, 34
Turnip	34

## FLOWER SEEDS

Novelties	36
Acerolinum	37
Adlumia	54
African Daisy	43
Ageratum	37
Alyssum	37
Amaranthus	37
Anchusa	37
Antirrhinum	51
Aquilegia	37
Aster	38, 39
Baby's Breath	45
Batchelor's Button	41
Balsam	37
Begonia	39
Bellflower	40
Bellis	39
Blue Lace Flower	44
Calceola	40
Calceolaria	40
Calendula	39
California Poppy	44
Calliopsis	40
Campanula	40
Canary Vine	54
Candytuft	40
Canterbury Bell	40
Cardinal Climber	54
Carnation	43
Castor Beans	50
Celosia	40
Centauria	41
Chinese Forgetmenot	42
Chinese Lantern	49
Chinese Woolflower	40
Chrysanthemum	41
Cineraria	41
Clarkia	41
Climbing Vines	54
Cohaen	54
Cockscomb	40

Columbine	37
Coreopsis	41
Cornflower	41
Cosmos	42
Cynoglossum	42
Dahlia	42
Delphinium	43
Dianthus	43
Didiscus	44
Digitalis	44
Dimorphotheca	43
Dolichos	54
Dracaena	42
Dusty Miller	41
Eschscholtzia	44
Euphorbia	44
Everlastings	44
Feverfew	46
Flora's Paint Brush	40
Forget-me-not	44
Four O'clock	46
Foxglove	44
Gaillardia	44
Gilia	45
Globe Amaranth	45
Godetia	45
Gomphrena	45
Gourds	54
Gypsophila	45
Helianthus	46
Helichrysum	45
Heliotrope	46
Hollyhocks	45
Honesty	46
Humulus	54
Hunnemannia	46
Hyacinth Bean	54
Ipomoea	54
Japanese Hop	54
Jerusalem Cherry	51
Joseph's Coat	37
Kochia	46
Lady Slipper	37
Larkspur	43
Lobelia	46
Love-in-a-Mist	48
Lunaria	46
Lupinus	46
Marigold	47
Marvel of Peru	46
Matricaria	46
Mignonette	46
Mirabilis	46
Morning Glory	54
Moss Rose	49
Mourning Bride	50
Myosotis	44
Nasturtium	47
Nicotiana	48
Nemophila	48
Nigella	48
Painted Tongue	50
Pansy	49
Petunia	48
Phlox	48
Physalis	49
Pinks	43
Poppy	49
Portulaca	49
Pyrethrum	50
Ricinus	50
Salpiglossis	50
Salvia	51
Saponaria	51
Scabiosa	50
Scarlet Runners	54
Schizanthus	51
Shasta Daisy	41
Snapdragon	51
Snow-on-the-mountain	44
Solanum	51
Statice	51
Stocks	53
Strawflower	44
Sunflower	46
Sweet Alyssum	37
Sweet Peas	52
Sweet Sultan	41
Sweet William	43
Verbena	53
Vinca	53
Viola	49, 53
Wallflower	53
Zinnia	54

## BULBS AND ROOTS

Begonias	57
Caladium	57
Dahlias	55, 56
Gladioli	58
Lilies	57
Tuberoses	57

## PERENNIAL PLANTS

Achillea	59
Aconitum	59
Alyssum	59
Anchusa	60
Anthemis	60
Aquilegia	60
Arabis	60
Artemisia	60
Aster	60
Bee Balm	64
Bellflower	60
Bergamot	64
Blazing Star	64
Bleeding Heart	62
Bocconia	60
Boltonia	60
Campanula	60
Carnation	61
Centaurea	61
Cerastium	61
Chrysanthemum	61, 62
Clematis	61, 68
Columbine	60
Cone Flower	66
Coral Bells	63
Coreopsis	61
Day Lily	63
Delphinium	61
Dianthus	61
Dicentra	62
Digitalis	62
Eryngium	62
Eupatorium	62
Flase Dragon Head	64
Forget-me-not	64
Foxglove	62
Funkia	62
Gaillardia	62
Geum	62
Globe Flower	67
Gypsophila	62
Hare-Bell	60
Helenium	63
Heliosis	63
Hemerocallis	63
Heuchera	63
Hibiscus	63
Hollyhocks	62
Iberis	63, 64
Iris	64
Liatriis	64
Lupinus	64
Lychnis	64
Lythrum	64
Mallow Marvels	64
Meadow Rue	67
Monarda	64
Monkshood	59
Myosotis	64
Painted Daisy	66
Penstemon	64
Peony	66
Phlox	65
Physostegia	64
Pinks	61
Plantain Lily	62
Platycodon	65
Polemonium	66
Poppies	66
Pyrethrum	66
Ranunculus	66
Red-hot Poker	67
Roses	68
Rudbeckia	65
Saponaria	66
Scabiosa	67
Sea Holly	62
Sea Lavender	67
Sedum	66
Shasta Daisy	61
Sneezewort	63
Speedwell	67
Spiderwort	67
Statice	67
Stokesia	67
Stonecrop	66
Sweet William	61
Thalictrum	67
Torch Lily	67
Tradescantia	67
Tritoma	67
Trollius	67
Tunica	67
Veronica	67
Yarrow	59

## MISCELLANEOUS

Fertilizers	6
Fungicides	6
Insecticides	6
Lawn Grass	2

# Dallwitz's Seed Book

Q Published in the interest of all gardeners:- that they may become acquainted with certain fundamental facts concerning the growing of crops and find a guide to the really outstanding quality varieties in each group, thus removing the chance of choosing inferior and obsolete sorts, which it has ever been our policy to eliminate in favor of improved types as such have been produced by the world's most capable plant breeders.

Q We hope the reader is, or may become, one of that large number of our customers who have learned to appreciate the value of "breeding" and "selection" and have come to realize the importance of judging the true worth of seeds by their converted cost as a finished horticultural product, approaching perfection as near as the laws of nature will permit, and not by the false measure of price per pound.

## DALLWIG'S LAWN GRASS SEED

The lawn grass mixtures which we offer should not be compared with the cheaper preparations advertised. Our prescriptions are of the best chosen varieties as respects color, texture, and permanency, and will in the shortest time possible produce a beautiful, dwarf, compact turf that will endure the summer heat, and insure a rich, deep green sward throughout the season. In making these mixtures we are extremely careful to use only the very best quality of seed, which has been thoroughly re-cleaned, the light seed and chaff being removed, and only clean, heavy, pure seed retained. Much low priced grass seed is always offered, but close examination will generally reveal the fact that this consists largely of chaff, or the coarse growing, cheap varieties of grasses which are not adapted for fine lawns. Anyone who purchases cheap, badly mixed lawn grass will soon realize that it was a poor investment, as the error will stand out for years in glaring ugliness.

A mixture implies a combination of different varieties of grasses, the proportion of each being such as deemed best for general purposes or for application under peculiar conditions. The objects of the use of a mixture are threefold:

First—To make more certain the obtaining of a sufficient number of plants [a satisfactory stand] which might not be the case if but one variety is sown, as the conditions affecting the germination of that particular kind of grass might not be altogether favorable.


Second—To be more certain of having some varieties that the geological and physical conditions of the soil will suit, so that the vegetating conditions may in almost any case be favorable.

Third—To have a number of varieties, each possessing successive seasons of vigorous growth, so as always to have a fresh green surface, which would not, to the same extent, be the case if only one sort were used.

Do you realize that when you buy lawn grass seed you are forced to accept the dealer's statements as to purity and germination? Do you also know that about 90 per cent of grass mixtures are sold by men who purchase them already mixed? Every ounce of our stock is mixed in our own seed rooms from different kinds of grass seed, all purchased separately and of the finest re-cleaned grades. No foreign material, sweepings, or weed-carrying mixtures creep in. The formulas governing the mixing of our seed come from knowledge gained over a period of almost half a century, and proven to be the equal of any on the market.

As it is always desirable to have a close, thick turf as soon as possible, it is best to use sufficient seed, as it will save much of the re-seeding so frequently required by not sowing closely enough in the first place. 1 pound will seed about 400 square feet [20x20]; 100 pounds to the acre. Old lawns can be improved and renewed by the application of fertilizer and seeding about half the quantity required for new lawns.

More grass seed to the square inch is wasted probably than any other seed planted because of the impossible conditions which it is forced to contend with. It is a common sight to see a home owner scatter seed broadcast and lavishly on an established lawn in the spring with the idea that it needs re-seeding. Very likely it does, but this method will do little good.



The seed is strewn upon the hard earth and will be washed into winrows by the heavy rains of spring. It has no attachment to the soil and the first hot sun will shrivel the tiny seedlings induced to germinate by the moisture. If the grass seed is to germinate and take hold and be of any value in re-establishing and thickening the stand, it must be brought into close contact with the soil, so that the tiny rootlets can strike into the earth and not lie upon it to die.

If the lawn is thin rake the thin spots vigorously with a garden rake until the soil is stirred. If raking is too arduous, after sowing the seed give a light top dressing of soil or sand. Or roll the seed into the soil with a lawn roller.

DALLWIG'S LAWN MIXTURE. For all open positions.  
 MIXTURE FOR SHADED PLACES.  
 DEEPWOODS MIXTURE. For deeply shaded places.  
 FANCY WHITE CLOVER.

1 lb.	5 lbs.	10 lbs.	25 lbs.	50 lbs.	100 lbs.
.50	2.40	4.70	11.50	22.50	44.00
.55	2.65	5.00	12.25	24.00	47.50
.60	2.85	5.50	13.50	26.50	52.50
.75		7.00			



# THE SEED BOOK OF W. E. DALLWIG



## A PRACTICAL BOOK OF GARDEN INFORMATION

WE have tried to make this book more than a mere catalog. While published annually in the interest of W. E. DALLWIG, it has been prepared with the object of presenting reliable garden information in condensed form. The reader will find there in much that is useful, cultural hints, how to plan a garden, how to control insects and diseases, etc.

### GENERAL DIRECTIONS TO CUSTOMERS

**OUR TERMS** with customers not having an account are strictly cash with order. We prefer not to send C. O. D., but when wanted by that method, customers should enclose one-fourth of the amount with order. No perishable stock sent C. O. D.

**HOW TO SEND MONEY.** We prefer that remittances be made by Postal Money Order or Express Money Order. Postage stamps in small amounts are taken as cash, but they must be sent so they will not stick together. If personal checks are sent, the cost of exchange should be added. Letters containing cash should always be registered.

**NAME AND ADDRESS.** Please remember to write very plainly your Name, Post Office, County and State; also street number, P. O. Box, or rural route, if any; also nearest express office.

**FORWARDING.** We prepay at our option [mail or express] all flower and vegetable seeds in packets and ounces. On quantities of eight ounces and up, and on all plants, bulbs, tools, and sundries, add postage at parcel post rates as given in the following table.

PARCEL POST RATES	First Pound or fraction	Each additional Pound
First Zone Milwaukee or 50 miles thereof	7c	1c
Second Zone within 50 to 150 miles	7c	1c
Third Zone within 150 to 300 miles	8c	2c
Fourth Zone within 300 to 600 miles	9c	4c
Fifth Zone within 600 to 1000 miles	10c	6c
Sixth Zone within 1000 to 1400 miles	11c	8c
Seventh Zone within 1400 to 1800 miles	13c	10c
Eighth Zone all over 1800 miles	14c	12c

Limit of weight for delivery within the first, second and third zones, 70 pounds; to all other zones, 50 pounds.

**PROMPT DELIVERY.** We try to ship all orders the same day or the next day after they are received, but during the busy season slight delays may sometimes occur; for these we ask your indulgence. It will greatly facilitate deliveries if customers will send in their orders as soon as possible after receipt of catalog.

**PLANT ORDERS.** Hardy plants are shipped as soon as weather permits. Tender plants are shipped after danger from frosts is past, usually after May 15th.

**PACKING.** No charge is made for boxes or packing, except for two bushel cotton bags which are charged at cost. Bags returned in good condition, free of expense, will be credited as charged.

**NON-WARRANTY.** It is manifestly impracticable to guarantee results from any perishable article, especially one like seeds, for this would mean to guarantee all kinds of gardening, all kinds of weather, and all kinds of soil. Seeds of the best quality will sometimes fail, due to causes entirely beyond our control, such as:—sowing too deeply or too shallow; in too wet or too dry soil; insects destroying the plants as soon as, or before, they appear above the ground; cold or dry air checking the growth of young plants or destroying them entirely; a baking sun forming a crust too hard for the tender shoots to penetrate. We cannot personally direct the use of our goods after they leave our hands; neither can we control anywhere or at any time the operation of natural law as it affects seeds, bulbs, or plants; therefore, in common with all reliable seed houses, we must disclaim all responsibility as to the results obtained from any stock we send out, as per the following standard non-warranty:—

We give no warranty, express or implied, as to description, quality, productiveness, or any other matter of any Seeds, Bulbs, or Plants we send out, and we will not be in any way responsible for the crop. If the purchaser does not accept the goods on these terms, they are at once to be returned, and the money that has been paid for the same will be refunded.

At the same time we hold ourselves in readiness, on proper proof, to replace all seeds, bulbs, or plants that may prove untrue to name free of charge, or refund the amount paid, but it is mutually understood and agreed to between the purchaser and ourselves, that we shall in no case be liable for any sum greater than that originally received by us for said seeds, bulbs, or plants.


### A Personal Request

May we ask you to keep this catalog until you receive a revised copy? The edition is limited, and it may be, that there will be no copies available later. The information given may be depended upon; so that this book is a horticultural work of reference and guide, as well as a catalog.

**THE BOOK OF FALL BULBS** is the title of our fall catalog issued about September 1st. It describes and tells how to grow Hyacinths, Tulips, Narcissi, Lilies and other spring flowering bulbs for fall planting. May we send you a copy?

ALL PRICES IN THIS CATALOG ARE SUBJECT TO CHANGE WITHOUT NOTICE

W. E. DALLWIG



**NEITHER** trouble nor expense is spared in the production, maintenance, and careful selection of these stocks, to obtain the highest possible quality, and to produce strains that will meet the various requirements of the most exacting trade. Most of these stocks are the result of many years of continuous selection and crossing by some of the largest and most successful plant breeders in the world, and, we think, represent the best in their various types.

The descriptions are based upon very careful observations, and are for what may be expected under conditions that are approximately normal and favorable for good development. Nevertheless, it should always be remembered that many vegetables are much affected in their habit of growth, and size, form and quality of fruit by conditions of soil, climate, location, and mode of culture.

**ABOUT VARIETIES.** Perhaps you will miss some familiar names in our list of varieties. For many years we have been following the policy of dropping from our list such varieties as have been superseded by better and improved sorts. When so many varieties already exist, and others are added annually, the list soon becomes unwieldy and necessarily confusing. Besides, it is neither logical nor fair to continue an obsolete variety, when we might just as well give our customers an improved sort. You may be sure, therefore, that each variety listed has been chosen with a purpose, and has some outstanding merit which has induced us to give it preference over others.

## 🌿 New and Choice Vegetables of Recent Introduction 🌿

### GREEN SPROUTING BROCCOLI

A plant of the cauliflower family but instead of having heads like cauliflower it produces branching sprouts on which are small loose heads which are broken off and cooked like cauliflower or Brussels Sprouts. The heads with about six inches of stem are cut and used as they form and before the buds break into flower. It is really a most pleasing addition. Treat the same as cabbage.

Packet, 15c; quarter ounce, 40c; ounce, \$1.25

### LONGFELLOW CUCUMBER

Has the slender, dark green appearance of a hothouse product. Vines exceptionally healthy and productive. Fruits average 12 to 14 inches long and are very symmetrical.

Packet, 10c; ounce, 25c; quarter pound, 75c

### EXHIBITION LEEK

The stalks are exceptionally thick and heavy with very broad leaves. Best winter leek ever introduced. Packet, 10c; ounce, 50c

### New English Pea,—ONWARD

A very distinct and valuable new mid-season variety, coming in just ahead of the Telephone group. A heavy cropping pea, 3 feet in height; pods 4 inches long, large, broad, straight and blunt ended, deep green in color, containing 6 to 8 deep green, sweet peas. Decidedly the best pea of recent introduction.

Packet, 10c; pound, 40c

### ZUCCHINI SQUASH

The Zucchini is undoubtedly the best of the Italian Marrow or Cocozella squashes, growing much shorter and more uniform in size than other types. Length when mature 12 to 18 inches; skin dark green, becoming lightly mottled and striped yellow at maturity. While these squashes are a favorite dish of the Italian, the American public is just learning of their delicious qualities and their superiority over the other well known summer squashes.

Packet, 10c; ounce, 25c; quarter pound, 75c



## SPRAY PUMPS




The matter of spraying is each year becoming of greater importance. In spraying a plant the work should be done thoroughly, spraying every part above ground. Promptness, thoroughness and persistence cannot be too strongly insisted upon. Preventive work should be done as much as possible, rather than the more difficult remedial work later. An ounce of prevention is worth many pounds of cure, and spraying may well be likened to insurance.

For successful spraying a first class equipment is necessary. The machines we offer are the pinnacle of perfection. The efficiency and durability of these spray pumps is the result of mechanical perfection.

AUTO SPRAY NO. 9. Solution tank, of galvanized steel or heavy sheet brass, holds three and a half gallons. It is provided with a screw lock; collar and locking nut are of brass, which minimizes the possibility of sticking because of corrosion. Has clog proof nozzle and automatic shut-off. Equipped with 2 feet of hose and one 2 foot extension.

- AUTO SPRAY NO. 9-B. Brass Tank. \$9.50
- AUTO SPRAY NO. 9-D. Galvanized Tank. 6.50
- Brass Extension. 2 ft. 60c. —Brass Elbow. For spraying under side of leaves. .35

AUTO SPRAY NO. 26-B. This efficient sprayer is so designed that the down stroke generates sufficient pressure to produce a continuous mistlike spray; a decided advantage over intermittent sprayers. Container may be detached for filling by simply unscrewing from the pump cylinder. The siphon tube is easily and quickly cleaned. Extra nozzle is included for spraying at an angle. Brass tank, tin pump. Holds one quart. We consider this the very best small sprayer. \$1.25



AUTO SPRAY NO. 26-B

the down stroke generates sufficient pressure to produce a continuous mistlike spray; a decided advantage over intermittent sprayers. Container may be detached for filling by simply unscrewing from the pump cylinder. The siphon tube is easily and quickly cleaned. Extra nozzle is included for spraying at an angle. Brass tank, tin pump. Holds one quart. We consider this the very best small sprayer. \$1.25

AUTO SPRAY NO. 21-P. Constructed of heavy tin; capacity one pint. 40c

AUTO SPRAY NO. 5. The most powerful pump of this type manufactured; generates a pressure of 200 pounds with remarkable ease. Throws continuous sprays on both the up and down strokes and requires about one half the energy of other pumps of this type. Solid brass throughout. Nozzles of special design permit spraying of trees as high as apple trees; there are 4 nozzles for various sprays, including whitewash and heavy solutions. Equipped with a brass suction strainer as well as another strainer in the nozzle. Can be used with any bucket. \$5.00



## DUSTERS

THE FEENY. With the Feeny the slightest movement forward of the piston produces a perfect dust cloud, due to the perfect compression which is accomplished in no other dusting device. The dust cloud may be regulated from the thinnest haze to a large cloud by the stroke you give it. It covers every surface of the thing that is to be dusted—top, sides, underside, all—hunts every crack and crevice—nothing escapes being treated; it does the job completely—MODEL B. \$1.25  
 —MODEL D. The same in principle as the Model B, but is designed for more extensive work, the hopper holding two quarts. An extra length extension tube allows the user to dust low growing plants without stooping. Two nozzles are provided, one for general dusting and one which throws the powder directly upward from underneath plants. \$4.50

# Snarol

The National Pest Control

**A quick way to stop garden pests**  
 NEW METHOD OVERCOMES DISADVANTAGES OF OLD FASHIONED PREPARATIONS. RAIN OR SPRINKLING WILL NOT HARM IT. RETAINS EFFECTIVENESS TEN DAYS TO TWO WEEKS

SNAROL is a ready prepared meal that you simply broadcast on the ground about plants and shrubs. The pests eat this meal as a food and are quickly destroyed. Easy and inexpensive to use. It does the work safely and surely.

SNAROL destroys Cutworms, Slugs, Snails, Earwigs, Sowbugs, Grasshoppers, Millipedes, etc. These pests eat the meal as a food on the ground. Thus, SNAROL is not a contact poison like many other preparations, but instead is a bait which attracts and destroys.

1 pound, 45c; 3 pounds, 95c; 15 pounds, \$3.50 Cannot be mailed.

## INSECTICIDES AND FUNGICIDES

*☞* Insecticides containing poison cannot be sent by mail. Only those marked \* can be shipped through the mails. Prices do not include cost of transportation.

**ARSENATE OF LEAD.** Powdered. For dusting or spraying. Controls nearly all leaf-eating insects in a particularly efficient way  
Pound, 50c; 4 pound package, \$1.80



**BLACK LEAF 40.** A concentrated nicotine sulphate for aphid [plant lice], thrip, leaf hoppers, and similar sucking insects. One ounce makes 6 gallons of spray. One ounce, 35c; half pound, 1.25; 2 pounds, \$3.25

**BORDEAUX.** Pound, 45c


**CALCIUM CYANIDE 'C'.** Greenhouse fumigant.  
Pound, 75c 5 pounds, \$2.75

**DERRISOL.** A highly concentrated, non-poisonous, liquid, contact-insecticide for aphid and similar pests, odorless in solution, safe to use on any plants, harmless to operator, will not stain, and requires no soap spreader.

One ounce, [makes 6 gallons] 35c; half pound, \$1.20

\***GRAPE DUST** Excellent for mildew. 5 pounds, 95c

**PYROX.** Never before was there a spray material so remarkably smooth, soft, cream-like—so easy to mix, so handy, so effective as the new Pyrox. It sprays mistlike through the finest nozzles, and sticks like paint. It is a triple-duty spray—because it kills insects, prevents disease, invigorates foliage. It is a strong poison insecticide which kills most chewing insects; a powerful fungicide which helps to control many fungous diseases; and a plant invigorator which makes healthy foliage and long lived plants.



Pound, 50c; 5 pounds, \$1.75

**SCALE-PROOF.** A pure oil, self-emulsifying in water, of great spreading and penetrating power, used as a dormant spray to kill scale insects, such as San Jose, Oyster-Shell, Scurfy Scale, etc.

Quart, 65c; gallon, \$1.65

\***SLUG SHOT.** One of the most widely used remedies for the destruction of potato bugs, and those on tomato and egg plants, currant worms, cabbage lice and worms.

Pound, 25c; 5 pounds, 75c

\***SULPHUR.** Powdered dusting sulphur for mildew. Pound, 20c



**POMO-GREEN.** The leaf green dust for the control of Black-spot and mildew on Roses, rust on Snapdragons and Carnations, mildew on Sweet Peas, Phlox, Lilacs, etc. Cannot be mailed.

1 pound can; 50c; 5 pound package, \$2.00

\***VOLCK.** Controls scale insects, mealy bug, white fly, red spider, aphid and thrip. Half pt., 50c; pt., 75c; qt., 1.00; gal., \$3.00

\***EVERGREEN.** Non-poisonous insecticide for chewing and sucking insects. Ounce, 35c; 6-ounce, \$1.00 quart, \$3.50

**SEMESAN.** Disinfectant for seed, plant and soil diseases. Controls "damping off"; accelerates germination, and promotes earlier maturity. 2 ounces, 50c; pound, \$2.75

\***TOBACCO DUST.** Pound, 20c

\***TREE TANGLEFOOT.** A paste preparation painted around the trunk of a tree to keep caterpillars, etc. from ascending.

Pound, 60c; 5 pounds, \$2.75

## FERTILIZERS

**BONE MEAL.** Bone Meal is an excellent fertilizer for roses, iris, dahlias, bulbs, and all annual flowers, and also for lawns. It contains nitrogen and phosphate chiefly, and a good percentage of lime, which tends to sweeten the soil. It is ground fine, hence it acts quickly. For top dressing use 3 to 5 pounds per 100 square feet; for mixing with soil one part to fifty parts soil.  
5 pounds, 40c; 10 pounds, 75c; 25 pounds, \$1.50; 50 pounds, \$2.50; 125 pounds, \$5.63

**GRASSELLI ODORLESS PLANT FOOD.** An easily assimilated plant food—one that contains all the essential elements of plant life in forms that are readily available to plants, and in correctly balanced proportions. It is entirely odorless. You can stimulate the growth and bring out the latent beauty of your trees, shrubs, grass and flowers with this splendid plant food.  
5 pounds, 50c; 10 pounds, 85c; 25 pounds, \$1.75; 50 pounds, \$3.00; 100 pounds, \$5.00

**GRANULATED PEAT MOSS.** A moisture-retaining humus better than manure. Bale of about 190 pounds, \$6.50

**NITRATE OF SODA.** This is a garden stimulant, to be applied when plants need a tonic. It is the cheapest and best form of nitrogen for fertilizer use, and may be used on anything which suffered a check in growth. Use carefully, as it burns foliage it touches. Use a teaspoonful to a plant, or dissolve an ounce in 2 gallons of water and apply to roots. Pound, 15c; 5 pounds, 60c

**NITRAGIN.** Soil inoculator. Mix with the seed of beans, garden and sweet peas. The Nitragin bacteria feed the plant nitrogen, taking it from the air in the soil.



Garden size, 25c



**STIM—U—PLANT.** An odorless, highly concentrated, immediately effective, economical plant food and garden fertilizer in tablet form, easy and pleasant to use, no messy mixing, no guesswork.  
30 tablets, 25c; 100 tablets, 75c; 1000 tablets, \$3.50

**SHEEP MANURE.** This is a pure natural manure, effectively sterilized, weed seeds killed. Its effect is immediate. Excellent for mixing with potting soil—one part manure and six parts soil. The



most dependable and effective lawn fertilizer. Strewn over and dug into the garden at the rate of three to five pounds per hundred square feet, or placed directly in drills or hills, it promotes a rapid steady growth until maturity. It makes the richest, safest, and quickest liquid manure, 1 pound to five gallons of water.

5 pounds, 35c; 10 pounds, 60c; 25 pounds, 1.25; 50 pounds, 2.00  
100 pounds, \$3.50

PRICES OF ARTICLES ON THIS PAGE DO NOT INCLUDE TRANSPORTATION

ASK FOR PRICES IN LARGER QUANTITIES THAN LISTED

ALL PRICES IN THIS CATALOG ARE SUBJECT TO CHANGE WITHOUT NOTICE

## ASPARAGUS

The use of asparagus is almost as old as the hills and marshes on which the ancient writers say the two varieties of their day grew. First as a medicinal plant, and then as a vegetable, it was known to the Romans. Writers of those days praised its virtues with enthusiasm and the epicure counted it one of the delights of his table. From the Roman soldiery the use of asparagus was learned by the Gauls, Germans and Britons, who appreciated its value, and it soon became one of their most prized vegetables. The early settlers of America, familiar with its use, brought seed of the plant with them, and though not native in this country, it found the climate congenial.

The popularity of asparagus continues to grow on an increasing scale among the people of the United States. Every kitchen garden should have its bed from which the table may be supplied with this most delightful and wholesome vegetable.

Asparagus will grow on most soils and will yield large crops on stiff soils. But for best results a light, sandy soil of fair fertility is much to be preferred. Set in rows two and one feet apart, with plants one foot apart in the row. 50 plants should serve well the average small family.

The depth at which roots should be planted is somewhat dependent upon the soil; but 6 inches is a good average. This does not mean that the roots should be immediately covered with 6 inches of soil; but set the plants at the bottom of a 6 inch trench, covering at first only several inches, and after they have started to grow, fill in gradually the soil from the ridges until, by the end of the growing season, the patch will be level. After the second year, if white asparagus is desired, ridge soil up to the plant with a hoe. If green asparagus is to be cut, the bed can, of course, be left level. The rows should be run north and south, to secure the full benefit of the sun.

Careful weeding and loosening of the soil at frequent intervals is necessary to keep down the weeds and preserve a mulch of loose soil to retain moisture.


In the fall, when the tops are mature, they should be cut off and burned. An application at this time of a few inches of well rotted manure is advisable. Autumn rains will carry the fertility into the ground and the manure will also act as a mulch during the winter. The only additional fertilizer necessary is a spring application of nitrate of soda to encourage fast growth and juicy, tender stalks. Scatter this lightly at least six inches from the hills, so it will not come in contact with the shoots.

To keep cutting throughout the summer would impair the strength of the roots and their subsequent ability to produce stalks the following year. It is best, therefore, to stop cutting entirely after the sixth week.

**MARY WASHINGTON.** There are three Washington strains. Our is the Mary Washington, which is superior to the others. It has several outstanding merits which put it in a class by itself. It is an unusually large variety, surpassing most of the so-called "giant" varieties. The stalks are one inch and over in diameter, with tight buds and an attractive purplish tinge. It is fast growing consequently the shoots are exceedingly tender, and the flavor most excellent, of a peculiar and pleasing sweetness. It is rust-resistant; this not only prolongs the life of the bed, but also permits the roots to store up food during late summer and early fall, thus insuring big stalks and heavy yield the following spring.

## BRUSSELS SPROUTS

Brussels Sprouts are little cabbages, which spring in considerable numbers from a main stem. They have a very delicious flavor, and ought to be more generally planted. They need the same



MARY WASHINGTON ASPARAGUS

**SEED.** Asparagus may be raised from seed and a crop obtained in 3 years. In early spring sow the seed, after soaking it for 24 hours in warm water, in drills about one foot apart and one inch deep. The following spring select the best of the roots and place in the permanent bed, proceeding as described above.

Packet 10c, ounce, 35c

**TWO YEAR OLD ROOTS.** Per dozen, 60c; per 100, 3.00  
It to go by mail, add 8c per dozen, 50c per 100 for postage.

treatment as late cabbage. Give them a rich soil in full sunlight and water copiously in dry weather. If aphid appear, spray with Black Leaf 40. They are best for cooking after they have been touched by frost in the fall. Packet, 10c; ounce, 25c



BOUNTIFUL BEANS

summer. When in pod, break off the top of the plant to check the growth.

Packet, 10c; half pound, 25c, pound, 45c

### DWARF WAX PODDED VARIETIES

**SURE CROP WAX.** An extra early, perfectly stringless, flat wax bean. Resembles Currie's Rust Proof, but is to be preferred to that variety because Sure Crop is stringless, with thicker, longer pods. The pods are 6 inches long and of a golden yellow color, which they assume while still very small. A hardy and very prolific variety black seed.

**UNRIVALED WAX.** An immensely productive, first early, showy sort. Pods 5 to 5½ inches long, rather narrow, either perfectly straight or slightly curved, somewhat flattened, but fleshy. The pods show their clear yellow color at an early stage, and while having a trace of string, are quite fiberless. Plant is large, vigorous, and nearly disease resistant; seed distinctly small, flat, kidney-shaped, ochre-brown in color.

**STRINGLESS KIDNEY WAX.** Erect, bushy habit, 18 to 20 inches high; pods a rich creamy yellow, 6 inches long, somewhat flattened but very thick and fleshy; stringless, fiberless, brittle, and of excellent quality; mid-season.

**HODSON WAX.** The plants are well loaded with long, straight, handsome pods. While not of the excellent quality of Sure Crop and Stringless Kidney, being rather fibrous and stringy, if picked when quite young, is crisp and tender. It is excellently adapted for market gardening purposes, on account of its productiveness, disease resistance, and shipping qualities; late.

**PRICES:** All beans on this page, unless otherwise noted, packet, 10c; half pound, 20c; pound, 40c. If to go by mail, add postage in half pound lots and up.



Mix Nitragin, the original soil inoculator, with the seed of beans and plant in the usual way. The Nitragin bacteria feed the plants nitrogen, taking it from the air in the soil. This helps to make the plants strong and vigorous. The bacteria greatly multiply the nodules (lumps) on the small hairy roots. Each lump is stored up nitrogen plant food. The more lumps, the more fertile the soil. Any excess of nitrogen not required by the plant itself remains for the benefit of future crops.

## BEANS

There is hardly another vegetable which will give the amateur gardener a greater return from a given area of ground than beans. Beans are very sensitive to both cold and wet, and it is useless to plant them before the ground is dry and warm. Plant in rows, dropping the seeds about 5 inches apart, in drills 2 inches deep and 2 feet apart. Hill the rows slightly to insure drainage. Cultivation should be frequent, but shallow, until the plants begin to bloom, but only when the foliage is dry, for if disturbed when wet, the vines will rust. One pound will plant 75 feet of drill. Plant every two weeks until August 1, for a succession.

**DISEASES AND INSECTS:**—Anthracnose is the worst disease of beans. It is caused by a fungus and as a safeguard against increasing its ravages, do not cultivate, hoe, or pick beans while the vines are wet. Spray early with Pyrox to prevent rust and promote a healthy, vigorous growth. Keep a careful watch for aphids [plant lice] under the leaves and spray with Black Leaf 40 or other nicotine sulphate at once, if present.

### DWARF GREEN PODDED VARIETIES

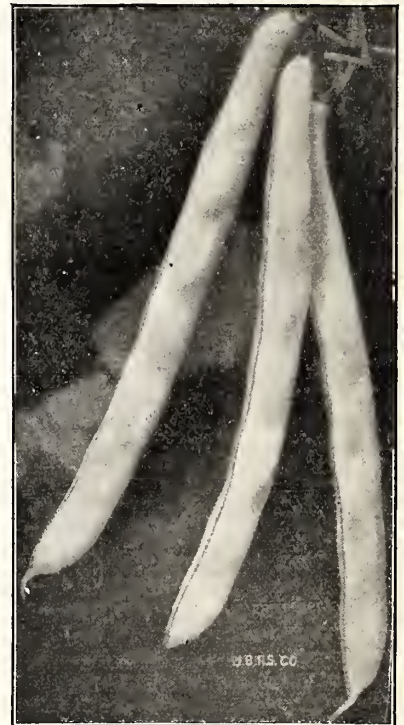
**STRINGLESS GREEN POD.** This is without a doubt the most tender string bean in cultivation; even when the pods become quite old it still retains its stringless qualities. Early and very prolific; round, straight, thick, meaty pods, 5 to 6 inches long, of rich deep green color, and of superior flavor.

**BOUNTIFUL.** The best of the flat podded stringless varieties. Pods 6 to 7 inches long, stout, flat, slightly curved, stringless, slightly fibrous, attractive and of fine quality; color light green. Very early, vigorous, hardy and productive.

**FORDHOOK BUSH LIMA.** Branches freely, with all the branches held upright. It bears heavy crops of plump pods filled with 4 or 5 large, very thick beans which are tender, juicy, and sweet. Do not plant limas until the ground is thoroughly warm, as they are the tenderest of all beans. Press the beans into the soil eye down; the seed may be good, but very few will get above ground if planted on the side.

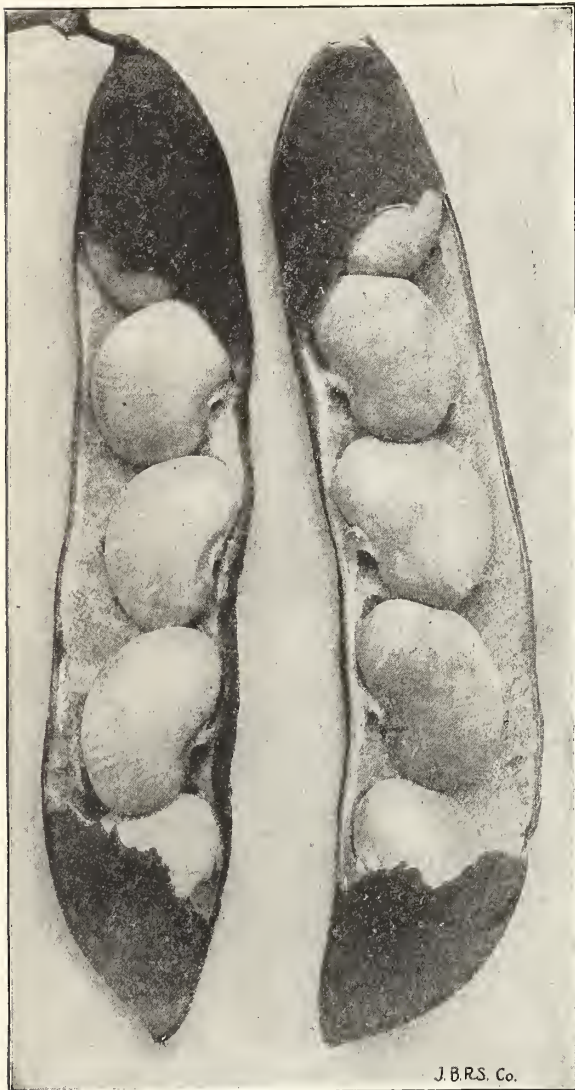
Packet, 10c; half pound, 25c; pound, 45c

**BROAD WINDSOR.** Esteemed as a shell bean. The pods do not set well in hot weather, hence they should be planted earlier than other beans to escape the heat of



STRINGLESS KIDNEY WAX

ALL PRICES IN THIS CATALOG ARE SUBJECT TO CHANGE WITHOUT NOTICE



J. B. R. S. Co.

CARPINTERIA POLE LIMA

If to go by mail, add postage in half pound lots and up.

## MANGEL WURZEL

The value of mangels for stock feeding cannot be over-estimated. The results from their use are clearly seen in the improved health and condition of animals, the increased flow and quality of milk from cows, and the saving in fodder. They yield enormously if the soil is rich, and can be grown at trifling cost. Sow in May in deep, well enriched soil, in rows 2 feet apart, and one inch apart in the rows, thinning to 9 inches when the plants are about 3 inches high. Dig soon as frost occurs.

**IMPROVED MAMMOTH LONG RED.** The largest and most productive of all long red sorts. It is smooth skinned and fine grained, and very regular in size.

Ounce, 10c; quarter pound, 25c; pound, 75c

**DANISH SLUDSTRUP.** This mangel has been awarded a first class certificate several times by the Danish government, the highest honor attained in agricultural circles in Denmark. Sludstrup is a long, reddish-yellow, ovoid root, growing more than half above the ground, therefore easily harvested, and by actual test far excels any other variety in weight and feeding value.

Ounce, 10c; quarter pound, 25c, pound, 75c

## POLE BEANS

Pole beans, especially limas, require warm and very loamy soil. Do not plant until the soil has become thoroughly warmed through. Use poles 6 feet long and set them 3 feet apart, running the rows north and south. Plant 4 to 6 beans around each pole, and thin to 3 plants to a pole, and lead them to climb around the pole in the same direction. Pinch out the tips of the runners when they have reached the top of the pole, thus throwing the strength back into the plant and encourage it to run more to beans than vine.

**KENTUCKY WONDER.** An early, very prolific sort, with showy pods which are of most excellent quality, in fact, it is often spoken of as the best flavored bean in cultivation. The pods are medium light green, very long, frequently reaching 8 inches, very slender, curved and twisted, nearly round, and very crisp when young.  
Packet, 10c; half pound, 20c; pound, 35c

**KENTUCKY WONDER WAX.** A yellow podded Kentucky Wonder, which bears a large quantity of rich golden yellow pods, which are thick, meaty, quite stringless when young, very tender, and have a fine flavor when cooked.

**SCARLET RUNNER.** This bean is mostly used as an ornamental climber with bright scarlet flowers, but is edible and palatable and serves the same purpose as shelled limas.

**CARPINTERIA POLE LIMA.** Vine is strong producing an abundance of fine large pods, usually closely filled with 4 beans of largest size, and much thicker than the average pole lima. The color of the bean is distinctive in having a decided greenish tint, an indication of fine quality. It is very thin skinned, extremely tender, and of delicious flavor. A splendid bean for the home and for market gardeners. Always plant limas eye downward.

### PRICES

All beans on this page not otherwise noted,

Packet, 10c  
half pound, 25c  
pound, 45c



SLUDSTRUP MANGEL



BOSTON CROSBY BEET

## TABLE BEETS

Sow as early in the spring as the ground can be worked, and every two weeks thereafter up to July 1st for a succession. This gives a constant supply of young, tender roots. Sown during June, the roots will be of just the right size for fall and winter storing. If wanted very early, sow such sorts as Extra Early Egyptian and Boston Crosby in hotbeds and transplant. Soil should be a light, sandy loam, well enriched with stable manure, and plowed and harrowed until very fine. Sow in drills 12 inches apart, pressing the soil firmly over the seed, and when well up, thin to from 4 to 6 inches. Beets will always be planted too thickly and no vegetable demands early thinning as rigorously. They like moist conditions at time of planting, but will stand considerable drought later in their growth. Hoe often, giving shallow cultivation. For winter use, the roots are stored in cellar and covered with sand or sandy soil to prevent wilting.

A mistake is often made in cooking beets. The skin must not be broken if the beet is to retain its rich red color. If the tails are cut off too close to the solid portion or if the tops are cut down into the flesh, the red coloring matter will boil away and the sliced beet will be anaemic.

**EXTRA EARLY EGYPTIAN.** The best variety for forcing, and excellent for first-early crop out of doors. Very early with small top; flesh dark red, zoned with a lighter shade, firm, crisp, and tender. Roots moderately thick, a little rounded on top, flat underneath.

**BOSTON CROSBY.** An improved Early Wonder and a most profitable first-early beet. It is an exceptionally good selection from Crosby's Egyptian, being more "globy", with smaller top and tap root. Roots are remarkably uniform, smooth, and very dark red; flesh deep purplish red with little tendency to zoning, rich in flavor, and very tender.

**DETROIT DARK RED.** Its small, upright growing tops, and the splendid shape and color of the roots make it popular with everyone. Leaf-stem and veins dark red, blade green; roots globular or ovoid, and very smooth; color of skin dark blood-red; flesh deep vermilion zoned with lighter shade of same color; very tender, crisp and sweet, and remains so for a long time. Our strain of this most popular main crop beet is the finest and truest to be had.

**HALF LONG BLOOD.** A splendid winter sort, rich dark red, very sweet and tender, never woody.

PRICES: Packet, 5c; large packet, 10c; ounce, 15c;  $\frac{1}{4}$  pound 40c

## SWISS CHARD or SPINACH BEET

**GIANT LUCULLUS.** The leaves are used for greens the same as spinach or beet tops; they are equal in quality and easier to prepare than spinach and far superior to beet greens. It can be used all summer, when spinach is not available. The stems and mid-ribs may be cooked like asparagus or made into very good pickles. Lucullus has large, broad, undulated, yellowish green leaves and broad mid ribs.

Packet, 5c; large packet, 10c; ounce, 15c; quarter pound, 40c

ALL PRICES IN THIS CATALOG ARE SUBJECT TO CHANGE WITHOUT NOTICE

## CAULIFLOWER

Cauliflower is the most highly esteemed and most delicately flavored of all the cabbage family. It likes a cool temperature, plenty of moisture, and a deep, rich soil. For early use sow about March 1st in hotbeds, and transplant to cold frames when large enough to handle, and to the open ground as soon as the weather is warm enough. For late autumn crop, sow in May and transplant in June. In dry weather water freely, and as they advance in growth, hoe deeply and draw earth to the stem. Give at least 3 or 4 applications of liquid manure during the growing season. When heading, tie the outside leaves loosely over the heads to protect from the sun.

**DISEASES AND INSECTS:**—For cabbage worms dust with Slug Shot, for aphids with tobacco dust. As a preventive measure against root maggots surround each plant with a collar of tarred felt or paper.

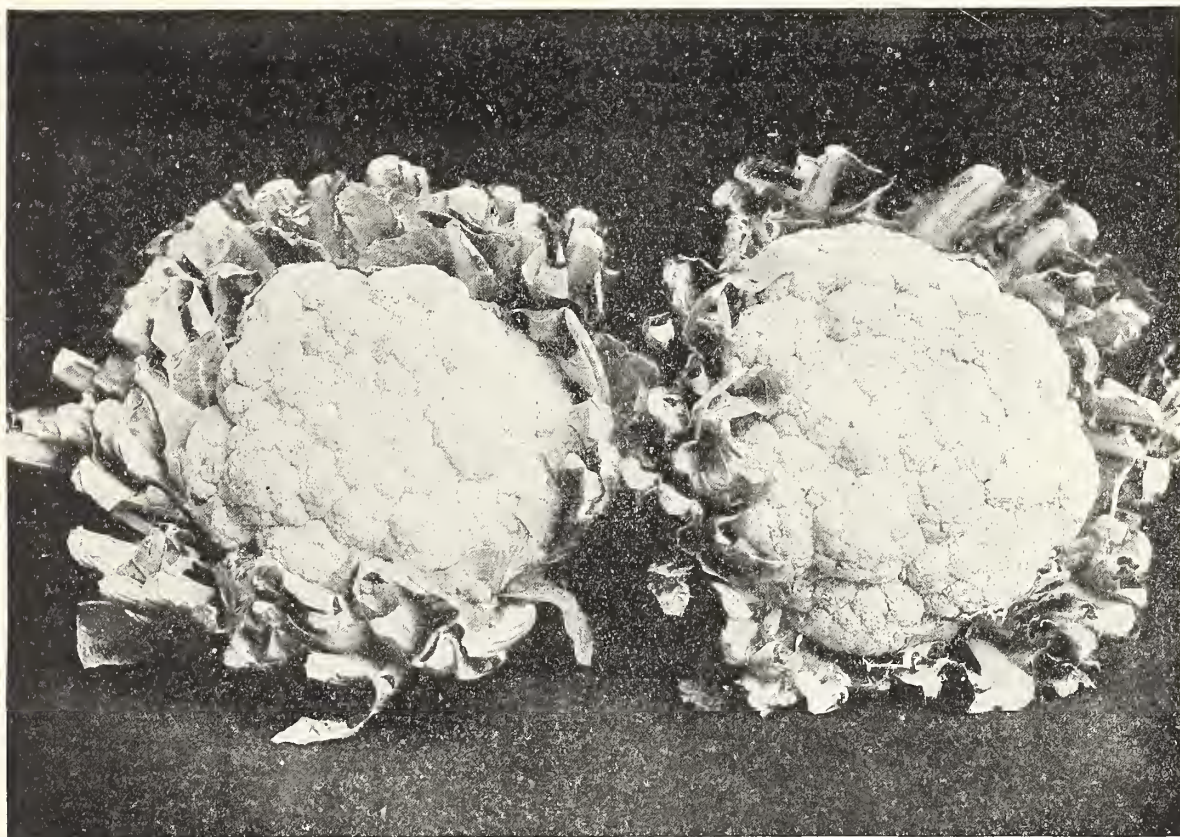
All the cauliflower seed we offer is produced by the most experienced growers, in such localities as are best suited to its proper development, and the greatest care is taken to save seed from perfectly developed plants only. Cauliflower is peculiarly sensitive to transfer to new localities, and there are very few Danish stocks which will give results here even approximating the yields in Denmark. Very careful observations have taught us which these stocks are, and those which we offer will produce upwards of 90 per cent Quality I heads, while many other stocks give only 50 per cent or less.

**EXTRA EARLY DWARF ERFURT OR SNOWBALL.** Erfurt and Snowball are identical sorts. Different growers have naturally put a personal stamp on their offerings, hence we find this cauliflower offered under both names together with various prefixes. But they are all the same variety, though there is a decided difference in quality between the different stocks. Ours is an exceptional strain for outdoor use and forcing. In size, compactness and color it is ideal. A well grown head will measure 9 to 10 inches across and have depth in proportion, very solid, with perfectly white core. Plants are dwarf, and develop heads earlier than most other stocks. Our strain should not be confounded with inferior stocks of Erfurt or Snowball. This type is more generally planted than any other. Packet, 10c;  $\frac{1}{4}$  ounce, 60c

**HAAGE'S EARLIEST DWARF ERFURT.** A very dwarf forcing strain. The fame of Haage's Earliest Dwarf Erfurt Cauliflower seed is world wide. For first forcing it has never had an equal. It is exceedingly early and hardy, and is the surest to make a solid, compact, large, pure white head under adverse conditions, as it is remarkably drought and heat resisting. During the many years we have sold this splendid sort to hundreds of critical market gardeners, it has given uniformly the highest satisfaction.

Packet, 25c;  $\frac{1}{4}$  ounce, 85c; quarter ounce, \$1.50

**SUPER SNOWBALL.** An entirely new stock. In EARLINESS, SIMULTANEOUS HEADING, AND UNIFORMITY IN TYPE it excels anything seen in cauliflower before. Its characteristics make it a favorite for the production of an early crop and for forcing. Packet, 25c; eighth ounce, 85c



EXTRA EARLY DWARF ERFURT OR SNOWBALL CAULIFLOWER

## CABBAGE

For early use, sow in January or February in hotbeds, and prick out when strong enough into other hotbeds; or sow in cold frames in March; transplant to the open ground when danger from killing frosts is past, in rows 2 feet apart, and 18 inches apart in the rows. For a succession sow in the open early in April. The autumn and winter varieties sow in May, in shallow drills; transplant into rows 2 feet apart, and 2 feet apart in the rows. Cabbage succeeds best in a fresh, rich soil, well manured, and deeply dug.

Cabbage should be hoed every week and the ground stirred as growth advances, drawing up a little earth to the plants each time until they begin to head, when they should be thoroughly cultivated and left to mature. Loosening the roots by pushing the plants over to one side sometimes prevents bursting of nearly full grown heads. To preserve cabbages during winter, pull them up on a dry day, turn over on the heads a few hours to drain, and set out in a cool cellar. Cabbage is one of the best sources of vitamin C, and also contains A and B.

**DISEASES:**—Black discoloration of the leaves is an indication of black-rot, deformed roots of club-root; plant on new, clean soil.

**INSECTS:**—The cabbage worm, which destroys the leaves and heads, may be killed by dusting with Slug Shot or spraying with Pyrox or with Arsenate of Lead.

Varieties arranged in their order of earliness.

**GOLDEN ACRE.** An extra early cabbage of the Copenhagen Market type, and the earliest of the round headed cabbages, maturing with Jersey Wakefield. Plant is small, dwarf and compact, with few outer leaves, permitting close spacing; heads of medium size, round as a ball, solid, very uniform, and of exceptionally fine texture, heavy mid-ribs being entirely absent. Pkt., 15c; oz. 1.00

**EARLY JERSEY WAKEFIELD.** Very hardy, not only to endure cold, but also unfavorable conditions of soil and moisture. Leaves are thick and of fine quality; growth dwarf, compact; head broad cone shaped. Packet, 10c; ounce, 30c

**COPENHAGEN MARKET.** Without a rival as the finest large, round headed, early cabbage. Extremely early, still the head is large and solid, of very fine texture and excellent quality. The plants are vigorous but compact, with short stems and few outer leaves which are of rather upright growth, permitting close planting. The leaves are light green, round, dish-shaped, and fold tightly together in remarkably compact and solid form. We are confident there is no finer strain than ours. Packet, 10c; ounce, 40c

**HOLLANDER OR DANISH BALLHEAD.** The leading winter sort. The plant is very vigorous, rather compact growing, with a stem of medium length, and is exceedingly hardy, not only in resisting cold, but dry weather as well. The head is made up of very thick, broad, overlapping leaves. It is very solid, stands shipping well, and is one of the very best keepers. In quality it is one of the best, being very white, crisp, and tender. We offer seed which will produce a crop of more uniformly typical heads than any other. Packet, 10c; ounce, 40c

**WISCONSIN HOLLANDER OR WISCONSIN NO. 8.** A "yellows" resistant strain of cabbage which has proven practically immune from attack. The disease resistant properties, however, apply only to the disease known as the "yellows" and no claim is made that it is less susceptible to other diseases, such as black rot or club root, than other sorts. Although showing some variation in type as yet, the plants resemble Hollander, but are larger and more leafy and spreading. The heads are round, or somewhat flattened and retain to a remarkable degree the solidity and excellent keeping qualities of Hollander. Pkt. 15c; oz., \$1.00



HOLLANDER OR DANISH BALLHEAD CABBAGE





RED CABBAGE, DANISH STONEHEAD

the fact that this variety does not get quite as solid as ordinary cabbage, it does not burst so badly. Some day Savoy will be better known, just as people have learned by degrees to consume other vegetables which years ago were little eaten.

**DES VERTUS.** The best of the savoy. Large heads, nearly round, compact and fairly solid, sweet and tender; leaves deep green, thick, fleshy, and densely and uniformly crumpled.

Packet, 10c; ounce, 35c

### CHINESE OR CELERY CABBAGE

This exceptionally fine vegetable is of the cabbage family from the Orient, and possesses some distinguishing characteristics which place it, as a cabbage, in a class entirely by itself. In



CHINESE CABBAGE

shape it is unlike any other familiar type of the cabbage family. Its habit of growth resembles that of Cos Lettuce, while the outer leaves except in their elongated shape, resemble ordinary cabbage in general texture. When the outside leaves are stripped away we see an appetizing, crystalline white center, whiter than any of the lettuce family, more beautiful than the heart of any cabbage, an inviting appearance well nigh irresistible. Every leaf, including the outside ones, is tender and delicate and good to eat. Shredded and served raw, it outclasses the finest cabbage slaw, or with dressing the best raw cabbage salad. The stalks, when stripped, appear like celery and will be eaten with an equal zest. It should be grown like late cabbage, but should not be seeded until July 1st, early plantings running quickly to seed. Sow in drills 16 inches apart and transplant when quite small to stand 10 inches apart in the rows. A low, moist soil is best.

**CHERVIL.** A hardy annual with aromatic leaves resembling parsley, and by many considered superior to it in flavor. The young leaves are used in soups and salads for flavoring, and for garnishing meats and vegetables. Sow in early spring in rich, well prepared soil. When about 2 inches high, transplant or thin to about 8 inches. Ready for use in 6 to 10 weeks from sowing.

**CURLED.** Superior to the plain sort, being earlier and handsomer. Packet, 5c; ounce, 20c

**CHICORY. WITLOOF.** A most delicious winter salad sometimes called French Endive. The leaves and leaf-stems are blanched and used as a salad like endive or cos lettuce. It is an easily grown vegetable, which can be raised in any home. Full directions with each order. Packet, 5c; ounce, 30c

## RED CABBAGE

**EARLY DARK RED.** By far the best medium-sized and surest heading early red cabbage. Color a deep, rich red.

Packet, 10c; ounce, 30c

**DANISH STONEHEAD.** The best late red cabbage today. Hard, round, ball-shaped heads, very compact, does not crack, and keeps well. The color is so intense that a cross section shows almost no white.

Packet, 10c; ounce, 40c

## SAVOY CABBAGE

Savoy Cabbage is another of those vegetables not as widely known and therefore not as generally grown as it deserves to be. No better winter cabbage is grown than a good solid Savoy. The attractive interior yellowish color of the head together with the brittle, tender texture and individual flavor make this sort a welcome change from ordinary cabbage. European markets show Savoy in preference to any other variety of winter cabbage. Due to



SAVOY CABBAGE, DES VERTUS

**CRESS. CURLED.** A small salad much used with lettuce to which its warm, pungent taste makes an agreeable addition. Repeated sowing, a little at a time, are necessary for a succession.

Packet, 5c; ounce, 10c; quarter pound, 30c



CHANTENAY CARROT


**DANVERS HALF LONG.** A fine second early sort of medium length, 6 to 7 inches long, tapering uniformly to a blunt point; smooth and handsome. Flesh deep orange, sweet, crisp, and tender.

Our Carrot seed is produced from choice selected roots showing a minimum of core.

PRICES ALL CARROTS:—Packet, 5c, ounce, 15c, quarter pound, 40c

## WHY WE CULTIVATE

There are four good reasons why we cultivate. First, cultivation destroys the weeds which, if allowed to grow, consume moisture and plant food. Second, it produces a mulch and conserves soil moisture which will be needed, particularly during dry weather. Third, it is necessary to allow air to get into the soil in order to enable friendly bacteria to enter. Finally, a clean, cultivated garden presents a much better appearance than one which is full of weeds. Hoe, cultivate, or rake the soil about once a week. Thus the weeds will be killed before they have a chance to grow. It is much easier to rake a garden every few days, than to hoe big weeds once a month.



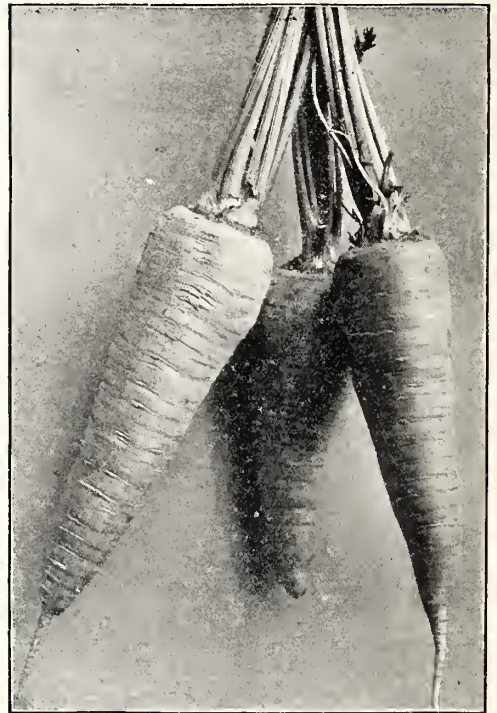
HALF LONG SCARLET NANTES CARROT

## TABLE CARROTS

Carrots do best in a warm, deep, fairly fertile soil that is well supplied with humus. The richness of the coloring of the carrot is due directly to the character of the soil. In light soils it will not be as richly colored as in heavier soils with more mineral matter in them. The seed germinates rather slowly and should be sown as soon as the ground can be worked. It will not begin to appear for two weeks or even later. It is almost impossible to sow it thinly enough, so thinning must be practiced thoroughly as soon as the plants make leaves enough to make the task of pulling easy. Leave not less than 2 inches between them and 3 inches is much better. However, if they are to be pulled for baby carrots, 2 inches is about right. The baby carrot is now universally regarded as a delicacy. It is necessary to make sowings every 2 weeks until mid-June to have a constant supply of young roots. Keep the soil well cultivated.

**HALF LONG SCARLET NANTES.** The sweetest of all carrots, and strongly recommended to home gardeners as by far the best carrot for table quality. Roots smooth, almost cylindrical, blunt ended, about 6 inches long. The flesh is bright orange red, becoming yellow in the center, without any distinct core.

**CHANTENAY.** The best bunching carrot. An early main crop variety, very smooth, stump rooted, about 6 inches long, deep orange, fine grained, sweet and sugary, not apt to crack; a fine table carrot, and splendid cropper. A little earlier, slightly shorter and more stump rooted than Danvers Half Long.




DANVERS CARROT

### New Coreless Carrot

The most handsome carrot we are acquainted with, and of the highest quality. The roots average six inches long by one and a half inches in diameter, are nearly cylindrical in form, exceptionally smooth and of deep orange color. The flesh is crisp and sweet, and quite lacking in woodiness or core.

Pkt., 10c; oz., 20c; quarter pound, 60c



GOLDEN PLUME CELERY

## CELERY

For very early, sow the seed in shallow boxes indoors about the middle of February; for main crop sow in cold-frame during March, or out of doors in April in finely prepared seed bed. Celery ought to be transplanted several times to develop a good root system, the first time when they are an inch or two high, and again when about 4 inches high and ready to set out where they are to mature. At this time shear off the tops and clip the tap root; this makes stocky plants. Set the plants 6 to 8 inches apart in rows 2 feet apart. They delight in low, moist, rich soil. When nearly full grown, gather the leaves together, and draw the earth around the plants from time to time, taking care that none falls between the leaves, until only the tops are visible; they are ready to use soon after.

**DISEASES:**—Disturbing them when wet, or allowing soil to fall between the leaves in hilling up increases the danger of injury from rust. As a preventative, spray early with Pyrox, and repeat at intervals.

**DWARF GOLDEN SELF BLANCHING.** The heart is large, solid and of beautiful rich golden yellow color. Its handsome color, crispness, tenderness, and fine nutty flavor have established it as a superior first early sort. It does not really blanch itself; the term "self blanching" refers rather to the facility with which blanching is accomplished. Our strain is unexcelled and absolutely reliable. Packet, 10c; ounce, 75c

**GOLDEN PLUME OR WONDERFUL.** This new celery resembles Golden Self Blanching in appearance, crispness, and fine nutty flavor, but is somewhat earlier, of more vigorous, ranker growth, and is distinctively more resistant to disease. Blanches quickly, with a full heart and a rich golden yellow color. Packet, 15c; quarter ounce, 50c; ounce, \$1.50


**WINTER QUEEN.** An excellent winter sort with more heart than any other. A beautiful plant of close habit and compact growth; crisp and delicious nutty flavor; ribs solid, blanch creamy white. Pkt., 5c; oz., 25c

## CELERIAC

**Turnip Rooted Celery.** The roots, which are used in salads and in soups, have a pleasing celery flavor. Give a light, rich, deeply worked soil, cultivate frequently, and supply plenty of moisture. Set the plants 6 inches apart in the rows. The roots keep well all winter, packed in damp earth or sand.

**LARGE SMOOTH PRAGUE.** This is the largest celeriac and the most popular with American growers. It produces large, almost globe shaped, smooth bulbs, with but few side roots; flavor and quality excellent; plants vigorous, with large deep green foliage. We have a selected strain with a minimum of rootlets. Packet, 10c; ounce, 35c

**DELICATESSE.** Produces smooth, oval shaped roots, without side roots. The flesh is snow-white, tender and of most delicious flavor, and it never rusts. This variety does well even on poor soils. Packet, 10c; ounce, 50c




LARGE SMOOTH PRAGUE

## QUALITY SWEET CORN

A rich, warm, alluvial soil is best, but excellent sweet corn can be raised on ordinarily good soil if it is deeply dug and thoroughly worked before planting. Cover the seed 2 inches deep with fine soil firmly pressed down, and thin later to stand 1 foot apart. Give frequent but shallow cultivation until the tassels appear. The roots radiate from the stalk in all directions and many are quite near the surface, and deep tillage injures them. Hill up when a foot high to give support to auxiliary roots which start out from the lower joints to anchor the plant and produce extra nourishment. The hilling encourages this growth.

The best gardening practice, based on sound scientific reasoning, demands that corn be planted in squares, rather than in long single or double rows, to get the best and fullest ears. The corn blossom is not fertilized by insects, but depends upon the wind to spread the pollen. In a square planting the wind hits all four sides at different times, and produces the best distribution of the pollen dust.



GOLDEN SUNSHINE CORN

**GOLDEN SUNSHINE.** The Sunshine fills a long felt want for a Golden Bantam type that will come earlier to compete with the first early white sorts. Sunshine is ready a week to ten days before Golden Bantam. The plant growth is more dwarf and the ears closer to the ground. The ears are the same size as Bantam but 12-rowed instead of 8-rowed, of equally good color, and with a grain of highest quality.

**WHIPPLE'S EARLY.** The ears are from 7 to 8 inches long and very large around, having from 16 to 20 rows of rather narrow, deep, wedge-shaped grains of pearly whiteness and high sugar content.




GOLDEN BANTAM

**GOLDEN BANTAM.** One of the most delicious of the early sweet corns is the Golden Bantam. Dwarf and sturdy, growing to a height of 4 feet, and bearing two good ears, 6 to 7 inches long, well filled to the extreme rounded tip with eight rows of broad yellow grains. As distinct in flavor as it is in color, being literally "sweet as honey". Golden Bantam stands for quality. Try it! Plant at intervals of ten days or two weeks and thus secure a succession. Our seed is northern grown and far superior to western stock.

**BANTAM EVERGREEN.** A cross between Golden Bantam and Stowell's Evergreen, retaining the quality of the Bantam with added size. Grain rather broad and deep, of rich golden yellow color; ears 8 inches long, 12 to 14 rowed. Matures a little later than Golden Bantam.

**BLACK MEXICAN.** White when young, ripe grain bluish-black. In spite of the dark color, its tenderness and delicious sweetness make it a great favorite. The ears are about 8 inches long, and usually 8-rowed.



STOWELL'S EVERGREEN

## SWEET CORN

**COUNTRY GENTLEMAN.** By many considered the highest quality variety of all white corn. Grain is narrow and very deep, crowded together in irregular rows, deliciously tender and sweet.

**STOWELL'S EVERGREEN.** The great standard main crop variety of sweet corn. The stalks are strong and vigorous, grow 7 to 8 feet high, and bear ears 8 inches long, with 16 or more rows of the finest sugary grains.

### Quality Sweet Corn a Home Product

Two garden crops are unpurchasable in top-notch quality, sweet corn and green peas. The best intentioned green grocer is not able to sell you sweet corn that is really sweet and green peas

PRICES ALL CORN:—Packet, 10c; pound, 40c If to go by mail, add postage in half pound lots and up.

## POP CORN

Plant in rows 3 feet apart about the time beans are planted. Always plant several short rows in preference to one long one, to insure pollination. The ears should dry out very thoroughly before popping.

**BLACK BEAUTY.** The kernels are black but this is not noticeable after popping. It pops very large and exceptionally white, and is the most tender of all.


**QUEEN'S GOLDEN.** Pops perfectly white, and a single kernel will expand to a diameter of nearly an inch.

**JAPANESE DWARF RICE.** Very tender and almost hullless. A dwarf growing variety producing a heavy yield of short but very thick ears, averaging 3 to 4 inches long and 2 inches through.

PRICES ALL VARIETIES:—Quarter pound, 10c; pound, 30c

## CORN SALAD

**BROAD LEAVED.** This is a small, quick growing salad plant for late fall, winter and spring use. The leaves are used as a substitute for lettuce and spinach. This is another of those vegetables not as well known, and therefore not as generally grown as it deserves to be.



CORN SALAD

that are as sugary as they really ought to be, because a chemical change takes place within half an hour after picking, changing the sugar to starch. True quality in sweet corn, therefore, can be had only by the home gardener; corn bought in the market can never supply it.

Furthermore, to have the finest sweet corn, it must be picked in just the right condition, that is, when the skin of the grain breaks at the slightest puncture. It will be of inferior quality if it is either a few days too old or too young. To enjoy good sweet corn the whole season, plant a row or two every two weeks, or plant at one time several sorts maturing in succession, and wind up with a late planting of an early sort. If you want corn a week or two before your neighbor, start a little in paper pots or berry boxes in hotbeds.

## FIELD CORN

The seed corn we offer is grown especially for that purpose, is carefully selected, cured and shelled.

**WISCONSIN NO. 8.** The commanding points of excellence are earliness, productiveness, and adaptability to a great variety of soils and climates. The ears are of handsome appearance, bearing 16 to 20 rows of bright, rich yellow, smooth, wedge-shaped kernels, packed closely on the cob from but to tip. Ears average 7 to 8 inches in length, and are borne usually two on a stalk.

**WISCONSIN NO. 12, OR GOLDEN GLOW.** Especially suited to the central and southern sections of Wisconsin; golden yellow, 7 to 8 inches long, symmetrical. A strong growing plant with plenty of foliage, which enhances its value for fodder.

WRITE FOR CURRENT PRICES

Corn Salad should be sown in August and September in shallow drills about one foot apart, covering with a quarter inch of fine soil firmly pressed down. On the approach of cold weather, cover with straw or coarse litter. If sown in frames, it is accessible even in deep snow. It will also do well sown very early in the spring, and like most salad plants, is greatly improved if it is sown on very rich soil.

Pkt., 5c; ounce, 15c; quarter pound, 40c

## CUCUMBER

The cucumber is a tender annual and should never be planted in the open ground until settled weather arrives, for general crop about the middle of May. For pickles, plant from the middle of June to the middle of July. By far the best results are obtained from plantings in warm, rich, sandy loam. Prepare hills 4 feet apart each way and mix with the soil of each a shovelful of well rotted compost. Sow thickly, and when all danger of insects is past, thin out to all but three of the stockiest vines in each hill. Pick off the first cucumbers that form. Often the vine will throw all its strength for the time being into developing this precocious fruit, while later ones stand still. As the cucumbers attain sufficient size, both the perfect and imperfect specimens should be picked at once, as fruit left on the vines to ripen soon destroys their vitality and consequently their productiveness. Cucumbers may be easily confined to a small space by pinching out the center shoot of the vines. A few applications of liquid manure during bearing period will be valuable.

Have you ever tried starting cucumbers under glass, transplanting to the open after danger of frost? Use Early Fortune or Davis Perfect, sow the seed in paper pots or berry boxes a month before the weather will permit planting in the field. The pots or boxes are placed in hotbeds or coldframes. When danger of frost is over, the plants are set out in the open, the boxes being cut away, so that the roots are not disturbed at all. By following this plan the cucumbers will be exceedingly early.

**INSECTS:**—Cucumber seedlings are often attacked by striped beetles; spray with Pyrox or with Arsenate of Lead, or dust with Slug Shot. If the leaves curl up, it is an indication of the presence of plant lice; spray with Black Leaf 40.

**DISEASES:**—For downy mildew, which causes the leaves to turn yellow, spray with Pyrox; for wilt spray with Pyrox and burn affected leaves. As a general preventative, spray early with Pyrox, as soon as the plants break through the ground, and repeat every two weeks until the cucumbers are half grown.

**CHICAGO PICKLING.** Fruit is of medium size, pointed at both ends. As pickles they are of just the right shape and size. Vines set fruit when young and continue bearing longer



EARLY FORTUNE CUCUMBER

than any other pickling variety. Packet, 5c; large packet, 10c; ounce, 15c; quarter pound, 50c

**EARLY FORTUNE.** The plant is exceedingly productive, and is distinguished by its vigorous growth. In season it compares very favorably with any of the White Spines, while in every other characteristic it surpasses them all. The fruits, when matured to the slicing stage, are uniformly 8 to 9 inches long, slightly tapering towards each end. The flesh is very thick, firm yet crisp, with an exceedingly small seed cavity. The color is a very rich, dark green, as dark as the darkest types of Davis Perfect, and this color does not fade to a light, washy green when shipped a long distance. As a pickling variety or as a slicing cucumber Early Fortune is one of the very best. Following our policy of presenting to our customers only the highest bred types, we have successively discontinued all the older varieties of White Spine, beginning with Early White Spine, and followed in order by Improved Early White Spine, Arlington White Spine, Evergreen White Spine, and Fordhook Famous, and now carry only Early Fortune, Longfellow and Davis, the top notch varieties of this group.

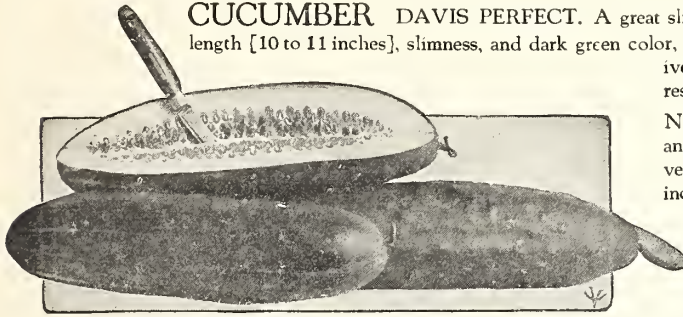
Packet, 5c; large packet, 10c; ounce, 15c; quarter pound, 50c

ALL PRICES IN THIS CATALOG SUBJECT TO CHANGE WITHOUT NOTICE



IMPROVED LONG GREEN

**CUCUMBER DAVIS PERFECT.** A great slicing cucumber. It combines the most desirable features, length [10 to 11 inches], slimness, and dark green color, at the same time being extremely vigorous and productive. On account of its remarkable vigor it is a good blight resister. Packet, 5c; ounce, 15c; quarter pound, 50c



DAVIS PERFECT CUCUMBER

this is one of the very best, and when yellow and ripe, it is excellent for sweet pickles. Packet, 5c; ounce, 20c; quarter pound, 60c


**NICHOL'S MEDIUM GREEN.** It is always straight and smooth, dark green, tender, and crisp. Early maturing, very productive; size six and one-half by two and one-half inches. It is largely grown for dill pickles. Pkt., 5c; large pkt., 10c; oz., 15c; quarter pound, 50c

**IMPROVED LONG GREEN.** In all respects the best of the black spine sorts. The vines of our selected strain are very vigorous and productive; the fruits, twelve inches long, are firm, crisp, and have a distinctive, fine flavor; medium late. For slicing and pickles

## EGG PLANT

Should be sown, if possible, in a hotbed, or in a warm light room, in March, and potted when two inches high. Plant in the open ground about June 1. Carefully protect from intense sun and drought, and spray early with Pyrox against potato bugs. It is a good practice to pinch off the ends of the branches after the plants begin to bloom so that only about three fruits will set.

**BLACK BEAUTY.** The fruits are rich very dark purple and they hold their color a long time. The large size and high quality of its fruit and its earliness and productiveness make it the most profitable variety. Packet, 10c; oz., 60c



## CURLED ENDIVE ENDIVE

A tender and delicious salad for fall and winter use, which is worthy of wider cultivation. Sow in June and July, in rows 18 inches apart, and thin when 4 inches high to 6 inches apart in the rows. When nearly grown, the tips are tied together to blanch the heart, but do not tie up when the leaves are wet, as they will then decay, and not at the top, but around the middle.

**GREEN CURLED.** The leaves are beautifully cut and curled, are easily blanched to a rich cream color, and become very crisp, tender, and fine flavored.

**YELLOW CURLED.** A beautiful sort with very light colored leaves. Will blanch naturally, but is improved by tying.

**GREEN BROAD LEAVED.** The leaves are broad and thick, more or less twisted and waved, of bright deep green with nearly white midrib, and blanch a creamy white; large, thick, fleshy.

**YELLOW BROAD LEAVED.** Although it blanches naturally, tying will make it more tender.

**ALL SORTS:—** Packet, 5c; large packet, 10c; ounce, 20c

## Aromatic, Medicinal and Pot Herbs

Most of the herbs thrive best on sandy soil. The ground should be carefully prepared and well cultivated, as the young plants are for the most part delicate and easily choked out by weeds. Stalks should be cut when in bloom, wilted in the sun, and thoroughly dried in the shade.

**BASIL, SWEET.** For flavoring soups and sauces. Packet, 5c  
**BORAGE.** Leaves used in salads to give a cucumber-like taste; flowers good for bee pasture. Packet, 5c; ounce, 20c

**DILL.** For flavoring pickles. Packet, 5c; ounce, 15c; ¼ lb., 40c

**FENNEL, SWEET.** Seeds used for flavoring and for tea; leaves in salads, soups and fish sauces. Packet, 5c; ounce, 20c

**LAVENDER.** Flowers used in making perfumes. Packet, 10c

**MARJORAM, SWEET.** For flavoring dressings. Packet, 10c


**PEPPERMINT.** Plants each, 15c; dozen, 1.50

**SAGE.** For seasoning and dressing. Packet 5c; ounce, 35c

**SUMMER SAVORY.** Especially used on beans. Packet, 5c

**THYME.** Used for seasoning and dressing. Packet, 10c; oz. 60c

**WORMWOOD.** Chiefly for medicinal purposes. Packet, 5c



PEPPERMINT

LAVENDER

FENNEL

SAGE

SAVORY

Copyright 1928 by J. M. Harburt & Co.



STAR OF THE MARKET KOHLRABI

## KOHLRABI

The turnip-shaped bulb formed above the ground is tender and excellent when used before fully grown, combining somewhat the flavors of cabbage and turnip. Sow in light rich soil, in drills 12 inches apart, and thin to 6 inches in the row. For very early use, sow indoors in March; to enjoy young, tender roots throughout the season, make repeated sowings; July seeding will provide bulbs for winter storage.

**DALLWIG'S STAR OF THE MARKET.** Much superior to Vienna. This strain offers the greatest assurance for the production of very early and perfectly formed bulbs, as it is bred from bulbs most critically selected for earliness, short leaves and trueness to type. Smooth, greenish-white, of finest texture and quality. **PURPLE STAR OF THE MARKET.** Similar to the white S except as to color.

## KALE

Seed may be sown in moderately rich soil, in an exposed situation, in May and June. In transplanting, treat like late cabbage. The center leaves are used like spinach, and are much improved by a slight frost.

### DWARF GREEN CURLED.

Plant low and compact, with large leaves cut crimped and curled till the whole plant resembles bunch of moss. It is well worth cultivating simply for its beauty, but is also one of the most palatable of vegetables. Packet, 5c; ounce, 15c; quart or pound, 50c

### GARLIC

Ask for ruling prices.

**IMPROVED GIANT WHITE.** A very large but tender late variety. Packet, 5c; large packet, 10c; ounce, 30c

**IMPROVED GIANT PURPLE.** A purple type of the above. **PRICES EXCEPT AS NOTED:—** Packet, 10c; ounce, 45c



DWARF GREEN CURLED KALE





MAY KING LETTUCE

## LETTUCE

The richest soil in the garden, full exposure to sunlight, early planting, hoe and hoe some more and you will have lettuce to arouse the envy of the neighbors. Successional sowings will continue the crop for a longer period. The bunch and cos types will grow for anybody and will stand much neglect and still produce usable crops.

The head lettuces are an entirely different proposition. An absolute essential, in addition to a rich soil, continual cultivation and plenty of moisture, is enough room to develop without any check until the head is ready for the table. When 2 to 3 inches high, thin out to 2 inches apart, and when these begin to crowd, pull up and transplant alternate plants, and continue this thinning process so that at no time will the plants crowd each other in the row. In transplanting lettuce, snip off the ends of the leaves for half their length. This will equalize for the disturbance of the roots in transplanting and the plants will take hold much quicker.

If a good sprinkling of tobacco dust is sown in the trench, it will help to repel root aphids.

There are three types of lettuce, — the firm or cabbage-heading, the loose-leaved or bunch, and the cos.

### CABBAGE-HEADING VARIETIES

**MAY KING.** The best all-around early outdoor head lettuce, resisting cold and wet to a remarkable degree. Forms a handsome small, extremely early, compact head of light yellowish-green color, with the edges slightly tinged with brown, and the inner leaves blanched to a rich golden yellow. Rich buttery flavor.

**UNRIVALLED.** Green Leaved or White Big Boston. Quite similar to Big Boston in form and habit of growth, differing in being of a slightly lighter shade of green, and without the brownish tinge at the borders. A butter head.


**STUBBORN HEADED BROWN.** A bright brown, interspersed very strikingly with bright green in less exposed or in depressed parts, the most brilliant red colored lettuce known. Buttery and tender; rather late, and slow to run to seed. We have a most carefully re-selected strain.

Packet, 10c; ounce, 30c

**ICEBERG.** A large, late, crisp cabbage-heading variety; heads very firm, solid, and well blanched; leaves unusually broad and quite blistered and crumpled, borders finely curled; color medium green with faint trace of brown on the border.

**BIG BOSTON.** Plants large, very hardy and vigorous. Color is a light green, edges slightly tinged with reddish brown. For spring sowing it is not so desirable, but in the fall, under the influence of cold nights, it forms a tightly folded, firm, heavy head, slow to shoot to seed. Our selected stock is superior to ordinary strains.

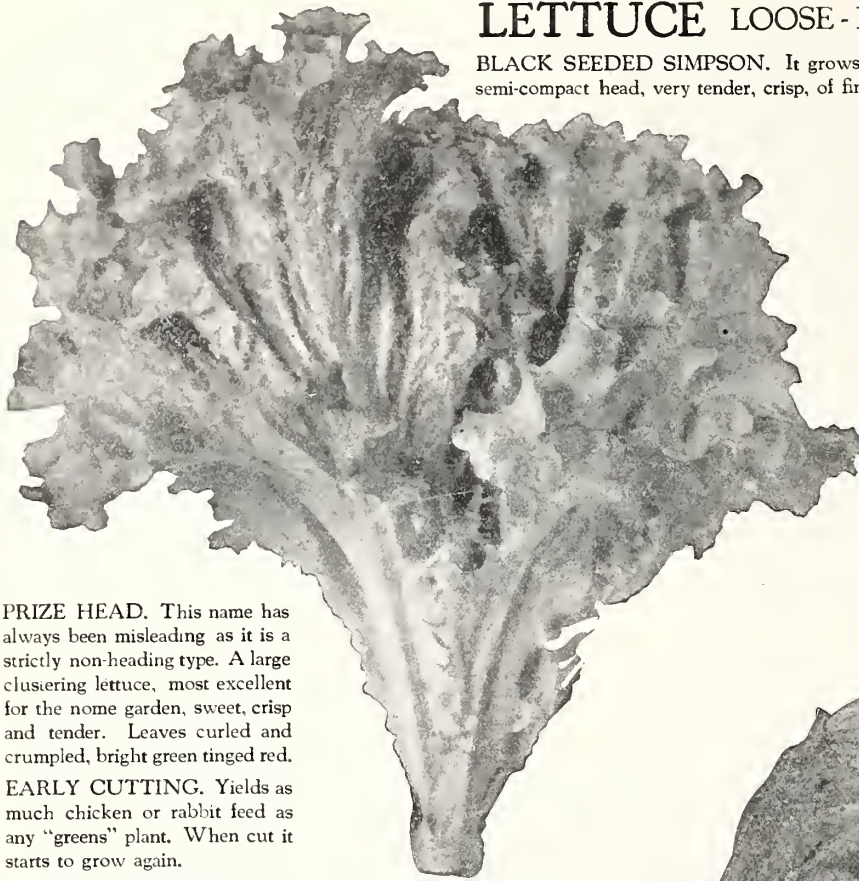
**ALL HEART.** All that the name implies, being almost entirely solid hearts. One of the most adaptable varieties, heading well in mid-summer and fall also, but is pre-eminently an early spring variety. Forms a medium size, solid, cabbage butter head; leaves yellowish green, straight on edges but crumpled; the quality is excellent.



ICEBERG LETTUCE

ALL VARIETIES, UNLESS OTHERWISE PRICED:—Packet, 5c; large packet, 10c; ounce, 25c

## LETTUCE LOOSE-LEAVED VARIETIES



**BLACK SEEDED SIMPSON.** It grows large leaves, the inner ones forming semi-compact head, very tender, crisp, of fine quality and sweet flavor. Always reliable and easily grown. The fine green, crumpled, and beautifully frilled leaves add splendid appearance to excellent quality. An all-around lettuce, — under glass, in cold frame, or in the open ground. An unsurpassed heat resister.

**GRAND RAPIDS.** Best sort for shipping; stands more neglect in watering and ventilation, will grow more weight on the same ground, and will stand longer after matured than any other. Under glass it makes a very tender and soft leaf of fine quality, and it is without question the best sort for greenhouse culture, but for outdoors we would recommend the Black Seeded Simpson, which is very much superior in quality, Grand Rapids lacking sweetness and delicacy.

**PRIZE HEAD.** This name has always been misleading as it is a strictly non-heading type. A large clustering lettuce, most excellent for the home garden, sweet, crisp and tender. Leaves curled and crumpled, bright green tinged red.

**EARLY CUTTING.** Yields as much chicken or rabbit feed as any "greens" plant. When cut it starts to grow again.

### COS LETTUCE

### GRAND RAPIDS

**TRIANON.** Of upright growth, quite distinct, and considered by many to be the highest type of lettuce. Medium large, making a well-blanced, firm, loaf-shaped head; color medium green, quality excellent, very firm in texture but exceedingly crisp and sweet. Although strictly self-closing, it is always worth the trouble to tie up at least some plants by drawing the outer leaves together about a week before maturity, and thereby still further enhance its crispness and fine flavor.

**PRICE ALL VARIETIES:**  
 Packet, 5c; large packet, 10c;  
 ounce, 25c



GIANT CARANTAN LEEK

## LEEK

Sow early in spring in drills. If one would have very white and tender leeks, transplant when 6 inches high setting 4 inches apart in trenches about 18 inches apart, and gradually earth up like celery.

**GIANT CARANTAN.** A mammoth growing variety of excellent quality, very white and tender.

Packet, 5c; ounce, 25c



TRIANON COS LETTUCE

## MUSK MELON

Musk Melons thrive best in a warm, rich, sandy loam. After thorough spading or plowing make hills 5 feet apart each way, and mix with the soil of each 2 shovelfuls of well rotted compost. As soon as warm weather becomes established, plant 12 seeds in a hill; thin out when danger from insects has passed, leaving 3 of the stockiest plants to a hill. It will pay to start a few in pots as explained for cucumbers. Give frequent but shallow cultivation as long as it is possible to work between the plants without injuring the vines. It is well to turn melons, because such large fruit will naturally sink into soft, wet soil, which will cause a portion of the melon to be soft and inferior. This turning requires great care, so as not to injure the stems; give the fruit a one half turn ten days or two weeks before they ripen, and place each melon so that the stem end is visible. In this position ripening is easily detected. It is much better to cut melons with a knife than to separate them with a jerk, as too often this latter method injures the fruit and speedy decay sets in.

**DISEASES:**—After the plants have 4 to 6 leaves spray with Pyrox at intervals of 10 days. Pyrox, used early and often, prevents blight, downy mildew, leaf spot and scab.

**INSECTS:**—The worst enemy of the melon is the aphid or melon louse, which causes the leaves to curl up by sucking the juices; spray with a contact insecticide, such as Black Leaf 40. If attacked by the striped squash beetle, dust with Slug Shot or spray with Pyrox or Arsenate of Lead.




**EXTRA EARLY OSAGE MUSK MELON**

**ROCKY FORD.** One of the most popular small melons. Flesh green, thick and of excellent flavor. Oval, slightly ribbed, and densely netted. Packet, 5c; ounce, 20c; quarter pound, 60c

**EXTRA EARLY OSAGE.** An extremely early, high quality, salmon-fleshed melon. Combines all the excellent qualities of its parent, the original Osage, with real earliness, being a week to ten days earlier. It is but a trifle smaller than its parent, has a deeper flesh, a smaller seed cavity, and is more heavily netted.

Packet, 5c; ounce, 20c; quarter pound, 60c



**IRONDEQUOIT MUSK MELON** {See next page for description}

## MUSK MELON

**IMPROVED MILWAUKEE MARKET.** Originated as a cross between the old Surprise and a Gem melon. Our strain of it has been improved by careful selection, and we think for a fine home melon and as a market-wagon variety it has hardly a superior. The skin is light green in color, the flesh salmon color, wonderfully sweet, with almost no stringiness. In shape it is nearly round, with only slight sutures. Pkt., 10c; ounce, 25c;  $\frac{1}{4}$  pound, 75c

**IRONDEQUOIT.** A melon of the Milwaukee Market type, somewhat larger, and more flattened at the ends. The fruits are large to very large, and when ripe the skin is pale yellow covered with a heavy close gray-green netting. The flesh is of deep salmon color and delicious flavor. See page 23.

Packet, 10c; ounce, 25c; quarter pound, 75c



J. R. R. S. CO.

COLE'S EARLY WATER MELON

## WATER MELON

Culture as for Musk Melon except that the hills should be 9 feet apart each way. Limiting the number of fruits to 2 per vine gives larger melons.

**COLE'S EARLY.** Fine quality, very early, and therefore suitable for our

northern climates; flesh deep pink; medium size, nearly round. Packet, 5c; ounce, 10c; quarter pound, 30c

**MUSTARD.** **FORDHOOK FANCY.** A variety possessing densely crested and cut leaves and having, in consequence, a handsome feathered appearance. Cooked and served as spinach, the flavor is inviting, while the plant possesses healthful tonic properties. Sow thickly in early spring, and every few weeks for a succession, in shallow drills. For fall use, sow in September; also in frames during winter.


Packet, 5c; ounce, 15c; quarter pound, 30c

**OKRA.** **EXTRA EARLY DWARF.** A very early and very productive dwarf sort. Pods short, deep green, slightly corrugated, tender, and of good quality. Sow in rich ground, thickly like peas, in rows 3 feet apart, after danger of frost is past. When about 6 inches high, thin to stand 6 inches apart in the row. The pods are used when young and tender, sliced in soups and stews. No copper, brass, or iron cooking vessel should be employed in preparing okra, as the metal will be absorbed and the pods discolored, warns the U. S. Department of Agriculture. The cooking should be done in enameled, porcelain, or earthenware utensils. Packet, 5c; ounce, 10c; quarter pound, 30c


## PARSNIP

Sow as early in spring as the weather permits, in drills 12 inches apart, covering half an inch deep. May be harvested in fall and stored in the cellar, or may remain in the ground over winter and dug as soon as the ground thaws in spring. Frost improves the quality. If radish is sown in the same rows with parsnip, the latter is greatly aided to come through, especially if the ground becomes crusted; the radish lifts the lid.

**GUERNSEY.** Smooth, white, tender, sugary. A wedge-shaped variety, broad at the shoulder, and easily taken out of the ground a heavy cropper. Packet, 5c; ounce, 15c; quarter pound, 40c



GUERNSEY PARSNIP



OKRA

## ONION

A deep, rich loam is best suited to onions. The ground should be heavily dressed with well rotted manure, [never use fresh manure, this breeds maggots] and plowed a moderate depth, taking a narrow furrow in order to more thoroughly mix the manure with the soil; if possible, the plowing should be done in fall. As early in the spring as the ground is in working order, harrow thoroughly and make as level as possible. Sow thinly in drills, one-fourth inch deep, and 12 inches apart. Sow radish in the same drills; these will germinate more quickly, marking the rows, and the crop may be taken off before the onions require all the space. When the seedlings are about 4 inches high, thin to stand about 4 inches apart in the rows. The plants you pulled up may be cut back and transplanted to vacant spaces in the garden.

Keep the surface of the ground open and free from weeds, but don't ridge up to the growing bulbs. As soon as the plants begin to break through the ground pass over the rows with a

**MICHIGAN YELLOW GLOBE.** The bulbs are large and uniformly spherical, with slightly flattened base and very small neck; of rich orange-yellow color, with solid flesh of mild, sweet flavor; enormous yielder and splendid keeper.

**PRIZETAKER.** A very handsome onion of the largest size and nearly globular in form. Skin yellowish-brown; flesh white, mild, and tender. A very profitable onion to grow in a small way for home use or local trade or for shipment to nearby points for fall consumption, but is not as good a keeper as either Michigan or Southport. To attain largest size, plant in early spring in hotbed, later to be transplanted to open ground.

wheel cultivator which works both sides of the row at once, and throws a little soil away from the base of the plants, and as soon as cultivated they should be weeded. Cultivate and hand weed every two weeks throughout the summer.

As soon as the tops die and fall, the bulbs may be pulled and raked into windrows, turning every few days with a rake. At convenience, cut off the tops an inch from the bulbs, and very soon afterward the bulbs may be picked up in crates and piled loose under cover, with bottom ventilation if possible.


**DISEASES AND INSECTS.**—For mildew and blight, indicated by gray spots on leaves, spray with Pyrox. For smut [dark streaks on leaf and bulb] practice crop rotation. For the white maggot crop rotation is probably the best means of control.

In uniformity and excellence of color and shape, and in evenness of maturing, there are few onions equal to those grown from our seed. There is none better.

**PRICES:**— Packet, 10c; ounce, 30c; quarter pound, 85c

**SOUTHPORT YELLOW GLOBE.** Because of its fine globe form, good color, and excellent keeping qualities, it always commands a ready market. The form is a true, deep globe. Not only has the onion good depth, but a small neck as well, which makes it cure down well, and insures good keeping qualities and freedom from "stiff necks". The flesh is fine grained and of mild and excellent flavor. Our seed is all grown from most carefully selected bulbs. See illustration on next page.

**SOUTHPORT RED GLOBE.** The exact counterpart of Southport Yellow Globe in shape, finely bred neck, handsome appearance, etc; beautiful rich crimson color, large spheres, solid, firm.



MICHIGAN YELLOW GLOBE ONION



SOUTHPORT YELLOW GLOBE Page 25

## ONION

**SOUTHPORT WHITE GLOBE.** It yields abundantly, producing handsome, and uniformly globe shaped bulbs. The flesh is fine grained, firm, of mild flavor, and as a table variety its clear white color is exceptionally attractive. We have a splendid type of Southport White Globe, a perfect globe in form, with thin, delicate skin of purest paper whiteness.

Packet, 10c; ounce, 40c; quarter pound, 1.25

**WHITE PORTUGAL OR SILVERSKIN.** One of the leading white sorts, of very mild flavor. The bulb is flat in shape, and matures early. It is a splendid variety both for family use and the market gardener, and is largely used for sets on account of its fine shape and good keeping qualities. Extensively used for pickling and also for bunching or "green onions".

**WHITE QUEEN.** A very early, very white skinned variety, grown extensively for pickling. When full grown they are about two inches in diameter and quite flat, but as grown for pickles they are nearly round.

**WHITE WELSH.** The best kind for green onions. This sort does not form a bulb. The plants are perennial.

**PRICES:—** All varieties on this page, unless otherwise priced

Packet, 10c; ounce, 30c; quarter pound, 9c



WHITE WELSH



Almost the first home garden harvest in the spring is young onions from sets. Onion sets may be planted as early in the spring as the ground is in working order, and they will produce onions in the green state by June.

WHITE BOTTOM.      YELLOW BOTTOM.      SHALLOTS.

ASK FOR PRICES



WHITE QUEEN

## PARSLEY

Requires a rich, mellow soil. The seed is slow in germinating, and should be sown very early in the spring, while the soil is moist and cool, in drills one foot apart. When the leaves of the curled parsley become old and dull, they may be cut off, and the plant will start a new growth, which will again be brighter and better curled.

A fine supply of parsley can be had for winter use by lifting a number of plants and placing them in a small box of soil in a sunny cellar window. Parsley will grow with very little light and furnish an abundance of green material which is appreciated in the winter.

**CHAMPION MOSS CURLED.** This superb variety has been reselected and improved and is without question the most perfect type of parsley ever offered. It is of dwarf, compact habit, and the exquisite curl of the leaves gives it a very handsome crested appearance, sufficiently ornamental to add to the attractiveness even of the flower garden.

Packet, 5c; large packet, 10c; ounce, 15c; quarter pound, 40c

**EARLY THICK TURNIP ROOTED.** The fleshy root which resembles a small parsnip, is esteemed for flavoring soups, stews, etc. They can be dug late in fall and stored in sand for winter use. The foliage is plain. Our strain is the early, short, thick variety, which is much superior to the long types.

Packet, 5c; large packet, 10c; ounce, 15c; quarter pound, 45c

## PEAS

### Quality Peas a Home Product

Two garden crops are unpurchasable in top-notch quality, sweet corn and green peas. The best intentioned green grocer is not able to sell you sweet corn that is really sweet and green peas that are as sugary as they really ought to be, because a chemical change takes place within half an hour after picking, changing the sugar to starch. True quality in peas, therefore, can be had only by the home gardener; peas bought in the market can never supply it.

Peas of the best quality are produced on cool, well enriched clay soil, though rich muck or sandy loam will furnish larger pods. Peas will give quicker returns if covered only one inch deep, and where earliness is most important, they may be planted thusly. As the season advances, they should be planted more deeply; July plantings should be not less than 3 in. deep. Larger pods and more of them will be produced if the seed be planted in trenches 3 to 6 inches deep and covered with only 1 or 2 inches of soil. When the plants are 5 or 6 inches high, the trench is filled level with the surface. This will secure deep rooting, prevent mildew, and prolong the bearing season. Hoe often to conserve soil moisture.

For a succession select sorts that follow each other in maturity, or plant a few rows every 10 days throughout the season. For hand cultivation sow in rows 15 inches apart, with 2 inches between seeds. Peas are a leguminous plant which increase the nitrogen content of the soil. To insure a good "catch" and increase the yield we recommend inoculating the seed with Nitragin, nitrogen gathering bacteria.

#### INSECTS & DISEASES.

If lice attack peas, spray with a nicotine sulphate. For mildew, indicated by white coating on the leaves, spray with Pyrox.

Varieties arranged in order of maturing.

**PETER PAN.** Unequaled for combination of extreme earliness, superb quality, and unusual productiveness. Height 15 inches. Pods 4 inches long, very broad and straight, containing 6 to 8 very large, dark green peas of superb quality.

### Something about Varieties

Our restricted list of peas presents another graphic illustration of our service to you in variety selection. The number of varieties in peas is legion and a long list would only be confusing and would serve no practical purpose. We carefully watch all new varieties, compare them with existing sorts, and present to you for selection only the most advanced productions of the plant breeders' work. So if you miss a name long familiar, it is because we consider the variety obsolete and displaced by an improved sort.



LAXTON'S PROGRESS

#### LAXTON'S PROGRESS.

An improved Laxtonian. This handsome pea is one of the largest podded of the dwarf varieties. Height 18 inches. In season 4 days earlier than Laxtonian. Pods 4 inches in length, broad, deep green in color, containing 8 large, dark green peas of highest quality.

**LITTLE MARVEL.** Little Marvel has taken rank as the leading very dwarf early variety. The pods are dark green, 3 inches long, and completely filled almost to bursting with luscious, sugary peas of finest flavor, borne on vines that are vigorous and wonderfully productive, and only 14 inches high.

**ALDERMAN.** One of the finest, most productive, high quality main crop peas we know of. Height 3 feet. Vine and foliage very sturdy, heavy and dark green; pods dark green, exceptionally large five inches long, very broad, straight and square ended, containing 9 very large, medium green peas of delicious flavor.

#### MAMMOTH MELTING SUGAR—EDIBLE PODS.

The pods are gathered when young and cooked like string beans. Broken and boiled and served with butter sauce they have a luscious flavor. Grow 4 feet high, with pods 4 inches long and one inch wide. Brittle and entirely stringless. We recommend a more general planting of this variety; we are convinced a trial will secure for it a permanent place in your garden.

#### PRICES OF ALL PEAS

Packet, 10c; pound, 40c. Subject to change.

If to go by mail, add postage in half pound lots and up.

## PEPPER

Sow in hotbeds or boxes in the house and set out about the last of May in warm, rich soil. Nothing will be gained by planting peppers in the open before the ground is warm. They require a high temperature and plenty of sunshine. Unripe fruit on the bushes when frost is due may be matured by pulling the plants and hanging them up by the roots in a cool cellar.

**HARRIS' EARLIEST.** This is the most valuable sort for the northern states where the later sorts do not mature. It is the earliest variety we know of; very productive; of dwarf, compact growth; fruits pendent, mild and sweet; bull nose shaped, three lobed, 3½ inches long by 2½ inches in diameter; bright scarlet when ripe.

Packet, 10c; ounce, 50c

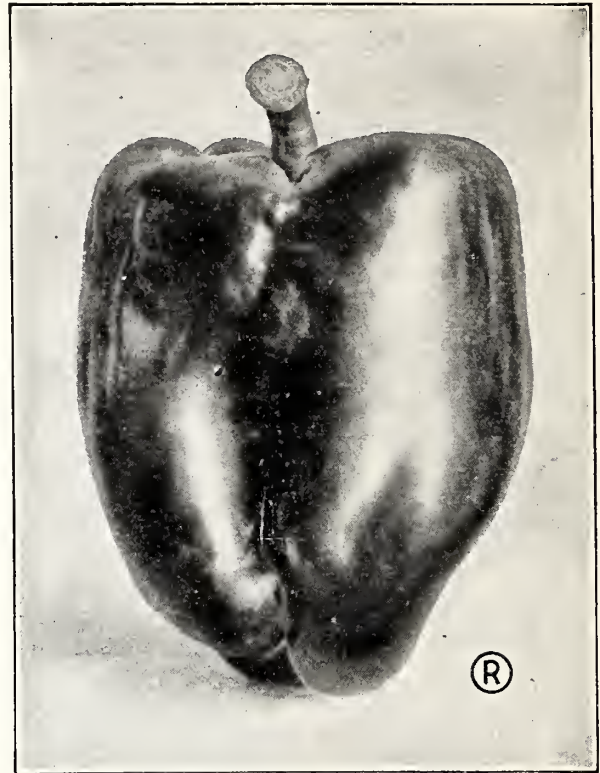
**HARRIS' EARLY GIANT.** Practically all large varieties of pepper are too late or produce such small crops when grown in the north that they are not profitable to raise. But in Harris' Early Giant we have a sort which is not only very large, but the plants produce enormous yields and the peppers mature earlier than any other large kind. It matures its fruit but slightly later than Harris' Earliest, is of dwarf, compact growth, bearing as many as 12 pendent fruits on a single plant; scarlet fruit measuring 5 inches long by 3½ inches in diameter, three lobed, mild and sweet.

Packet, 15c; ounce, 1.00

**GIANT GOLDEN YELLOW.** A very distinct, desirable, large variety. When ripe the fruit is a bright deep golden yellow; very large, almost square, mild and sweet. Packet, 10c; ounce, 60c

**LONG THICK RED.** A hot pepper on the order of Cayenne, though much thicker with a thicker flesh. Early and productive.

Packet, 10c; ounce, 5c



HARRIS' EARLY GIANT PEPPER

**LONG THICK YELLOW.** A

hot pepper with

pendent yellow fruits about 6 inches long and 1½ inches thick. Pkt., 10c; ounce, 60c



RHUBARB

**POTATOES.** Cut into chunky pieces having about 3 eyes on a piece and plant in rows 3 feet apart, and the sets one foot apart in the rows and about 4 inches deep. Keep well hoed to kill weeds and conserve moisture. Potato rot is usually the result of blight which can be controlled by spraying with Pyrox. It keeps the vines green until frost and increases the yield by lengthening the growing season. Pyrox is also a poison and kills potato bugs.

**IMPROVED EARLY OHIO.** A special favorite and a most profitable early sort, giving a uniformly good yield of tubers of an ideal size. Red River Valley Certified Stock.

**IRISH COBBLER.** Always popular by reason of its medium large size, good quality, high yield, and color, which latter is a cream white. The finest baking potato. Follows Early Ohio. Red River Valley Certified Stock.

**RURAL NEW YORKER.** The most popular main crop variety. Few and shallow eyes, pure white flesh, immense yield. Wisconsin Crown Certified Stock.

ASK FOR PRICES

**PUMPKIN.** After all danger of frosts has passed plant the seed in hills 8 feet apart each way, or in the corn field, using 3 or 4 seeds with that of the corn in every fourth or fifth hill.

**SUGAR PIE.** Unsurpassed for pies. Small but very sweet and fine grained. Skin is of deep orange color, flesh rich yellow. Packet, 5c; ounce, 15c; quarter pound, 50c

**CONNECTICUT FIELD.** For stock feeding. Ounce, 10c; quarter pound, 30c

**RHUBARB.** No garden should be without rhubarb; a small bed is a permanent investment. A deep, rich soil is best. The size of the stalks depends upon the available plant food. Top dress in the spring with nitrate of soda [keeping it a little distance from the plants] to hasten growth and insure large, juicy stalks; a liberal supply of water is also essential. Never allow to run to seed. PLANTS. Each, 20c; doz., 2.00 If to go by mail add postage at rate of 1 pound each



# RADISH

If you want quality in radishes, you must grow them yourself and eat them while they are still young and crisp. Don't let them grow pithy. Grow seasonable kinds; don't try to grow winter radishes during the summer months, or summer radishes during the spring months. Up to June 1 plant the early spring types, then the summer sorts, and from July 1 to August 1 the winter varieties.

For the first crop sow as early in the spring as the ground can be worked and every 10 days for a succession. A warm sandy loam will be most likely to afford them brittle and free from maggots. If maggots bothered your radishes last year, lime the radish patch before planting this year. Radishes do not need lime, but it will put the maggots to flight. A dressing of nitrate of soda will stimulate growth and insure tender



SCARLET GLOBE RADISH

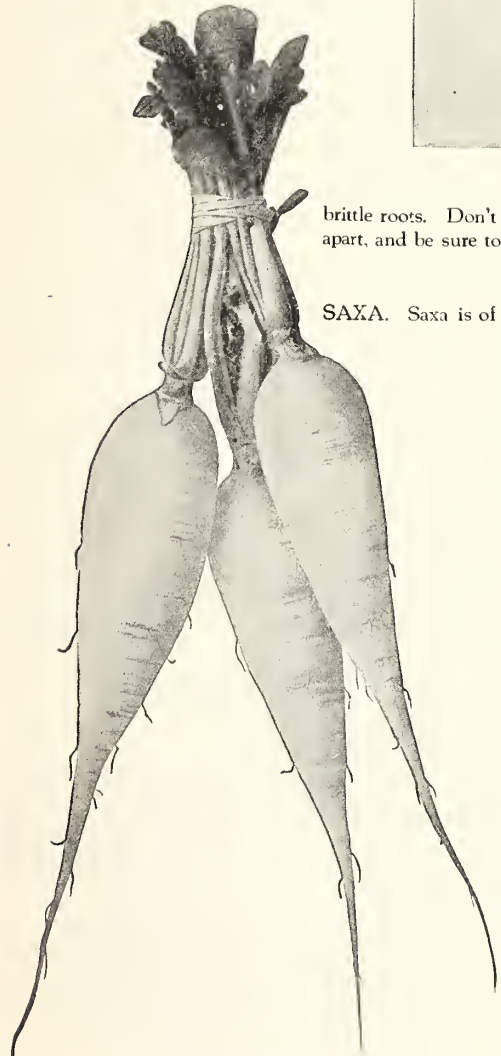
brittle roots. Don't use rank manure; it encourages root maggots. Sow in drills 10 to 12 inches apart, and be sure to thin out the seedlings to give them plenty of room for proper development.

## Early Spring and May Radishes

**SAXA.** Saxa is of very rapid growth, coming in several days earlier than Scarlet Globe, with a very short top and small tap root. It is an exceedingly handsome round, or ball-shaped radish, with an intense bright scarlet color quite all its own.

**EARLY SCARLET GLOBE.** A small globe-shaped red radish with short top. It is of very rapid growth; mild, crisp, and tender; rich bright scarlet.

**FRENCH BREAKFAST.** A very rapid growing small olive-shaped radish of bright deep rose scarlet color, with small clear white tip.



ICICLE RADISH



FRENCH BREAKFAST

**ICICLE.** Vies in earliness with the earliest forcing radishes. The roots are of pure, snowy, almost transparent whiteness, five inches in length and half an inch in diameter, slenderly tapering, with but few small leaves. They retain their crispness and fresh, mild flavor a long time. One of the most desirable varieties for outdoor planting, and also adapted for forcing.

PRICES:—All varieties, Packet, 5c; large packet, 10c; ounce, 15; 1/4 lb 50c

## Early Spring and May Radishes

**TWENTY DAY.** One of the main essentials for a crisp and tender radish is quick growth. This variety matures very rapidly, making it valuable both for forcing and for outdoor culture. The flesh is pure white, very crisp and of fine flavor; the skin is a most attractive bright scarlet. Very short leaved. Form slightly elongated or conical.

**SCARLET TURNIP, WHITE TIPPED.** The roots are nearly round; the color is a very bright, deep rose-carmine scarlet with a distinct white tip. The flesh is white and of the best quality. The stock we offer is exceptionally attractive in its splendid coloring; the scarlet is unusually deep and affords a distinct contrast with the large, clear white tip.

**CRIMSON GIANT.** This radish develops roots one and three quarter inches in diameter without getting pithy or hollow. Notwithstanding its extraordinary size and weight, this is a splendid forcing sort, its pure white flesh remaining firm and crisp, and of the mildest flavor; one of the best for outdoor culture. The color is beautiful crimson-carmine.

**EARLY LONG SCARLET.** The roots are smooth, tender, and of uniform shape, about 6 inches long, and of bright carmine-red color, tops are short and small.

**GOLDEN DRESDEN.** Of quick growth, making radishes in 23 days from germination. Roots are of medium size, round, smooth, and have a clear golden skin. The flesh is white and of fine, mild flavor.

PRICES:—All varieties, Packet, 5c; large pkt., 10c; ounce, 15; ¼ lb 50c

CRIMSON GIANT

**SALSIFY.** Sow in April in drills 18 inches apart. When up a few inches, weed and thin to 4 or 5 inches. Store in cellars or pits like carrots. Salsify is boiled like parsnip or carrots, or after half boiling may be grated and made into flattened balls and fried like oysters.

**MAMMOTH SANDWICH ISLAND.** Of superior quality and most delicate oyster favor, especially after being touched by frost.

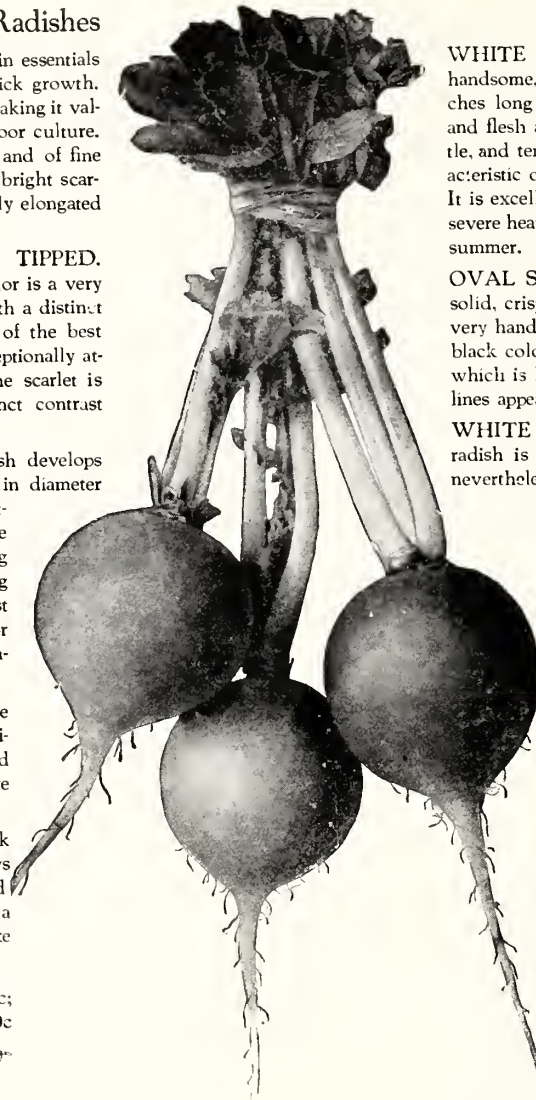
Packet, 5c; ounce, 25c

## SCORZONERA

Scorzonera or Black Salsify is considered by many superior to the white skinned oyster plant.

**IMPROVED GIANT.** Excellent sort with fine, large, smooth roots.

Packet, 10c; ounce, 35c



## Summer Radishes

**WHITE STRASSBURG.** The roots are of handsome, oblong, tapering shape, about 6 inches long and 2 inches in diameter; both skin and flesh are pure white. The flesh is firm, brittle, and tender, and has the most desirable characteristic of retaining its crispness for a long time. It is excellent for summer use, as it withstands severe heat, and it may be sown throughout the summer.

**OVAL SHAPED GRAY-BLACK.** Smooth, solid, crisp, and tender, never grows pithy. A very handsome radish of oval shape and grayish black color; on some soils the color is black, which is lightened, however, by irregular white lines appearing at intervals. Delightful flavor.


**WHITE MUNICH.** The excellence of this radish is found in the quite pronounced, but nevertheless agreeable pungency of its flavor.

It is very crisp and tender, and it has an extremely smooth and fine grained skin with no tendency to throw out side roots. Its form is a tapering oval, and it grows to a very large size. It is sometimes classed as a winter radish, but is really intermediate between the summer and winter sorts, and may be used as either. We highly recommend it, and urge everyone to try it.

## Winter Radishes

**HALF LONG BLACK SPANISH** Intermediate in shape between Long and Round Black Spanish. Roots grayish-black, 4 to 5 inches long and half that in diameter, decidedly pungent but well flavored.

**WHITE CHINESE CELESTIAL** Roots 6 to 8 inches long, thick, cylindrical, smooth with beautiful white skin and flesh; the whitest and least pungent of the winter radishes.



OVAL SHAPED GRAY-BLACK SUMMER RADISH



### PRINCESS JULIANA SPINACH

**LONG STANDING BLOOMSDALE.** Curled, twisted, and bloated to an unusual degree, giving to the leaves an elasticity especially fitting them for distant shipments, while at the same time giving large bulking quality. Very early and hardy; glossy deep green. The original Bloomsdale has a tendency to go quickly to seed in hot weather. But this strain has been scientifically bred for long standing.

Packet, 5c; ounce, 10c; quarter pound, 25c; pound, 75c

**NEW ZEALAND.** Most gardeners are unfamiliar with the possibilities of this plant as a summer or hot weather spinach. It is not a true spinach but is used as such. The plant becomes very large and spreading, so give it plenty of space, 3 feet apart each way. The seed is slow to germinate and sprouting may be hastened by soaking for a day or two in warm water before planting. Do not sow in the open before May 1. If it is wanted early start in March inside, transplant the seedlings into a frame, and about the end of May set them out, lifting each plant with a trowelful of earth. When about 4 inches high pinch out the center; this causes side shoots to start, which in turn may be pinched out. The tender shoots may be cut throughout the summer, and are boiled like spinach. Always cut in the morning, when the leaves are plump and full of water. We urge everyone to try it. Packet, 5c; ounce, 15c; quarter pound, 35c

### SORREL

Sorrel is cultivated for its leaves, which are boiled and served like spinach, and also make a delicious soup. Preferably grow in a northern exposure, as sun tends to increase its acidity.

**GIANT LYON.** The best garden variety, having very large, pale green leaves of fine quality.

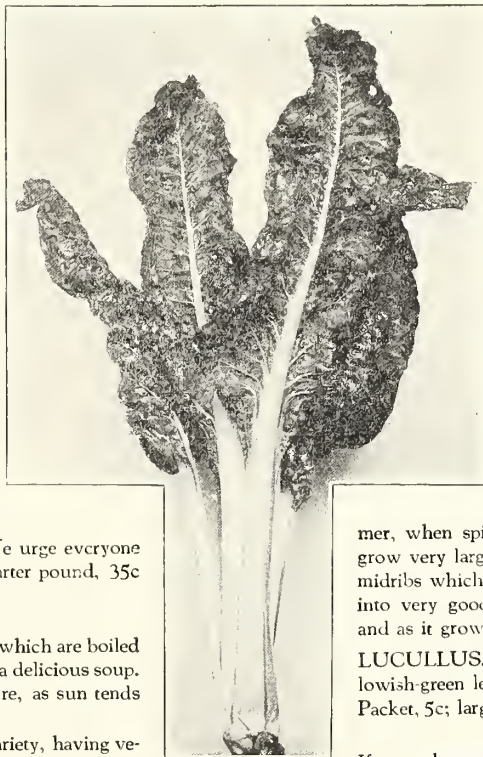
Packet, 5c; ounce, 20c; quarter pound, 60c

## SPINACH

The increasing popularity of spinach is due to the fact that it has unusual food values as a source of vitamins, and its value in the diet of babies, both discoveries of comparatively recent years. While much of the vitamin theory is still clouded with doubt, sufficient information has been gathered to show that there are such substances, mysterious as they are, and it is further certain that these mysterious elements play an important part in the physical well-being of man. It was the absence of vitamin-containing food, we now know, which made our forefathers dull in the winter months, which made them feel the need of a "spring tonic to clear the blood," and caused the delight with which they welcomed "the first spring greens". But even if the elders do not care for greens, baby must have spinach.

Spinach, like lettuce, likes a speedy life. A sprinkling of nitrate of soda when preparing the rows will give it a flying start and develop fine foliage. It requires a well pulverized, rich soil for best results. It also must grow in cool weather, for the first hot days give it an ambition to run up to seed. The varieties we offer have had this seeding tendency delayed to a great extent and will stand much longer than the older types. Sow as early in the spring as the ground can be worked in drills 8 to 12 inches apart. For fall crop sow in August; and for winter crop in September.

**PRINCESS JULIANA.** The Juliana is the most thoroughly bred type of long standing spinach ever introduced. It is wonderfully uniform in type and most attractive in appearance, the illustration above hardly doing it justice. In form it is a dense, compact rosette with very short petioles, the leaves are large and rounded, thick in texture, very much blistered and crumpled and of a very dark green color. Noted for its slowness to go to seed. About 10 days later than Bloomsdale. Prices same as Bloomsdale.



## Swiss Chard or Spinach Beet

### NOTHING BETTER FOR THE CITY GARDEN

No vegetable requires less care than this, and it is safe to say that none yields as constantly as this spinach, producing uninterruptedly from July until winter. If your garden space is limited, Swiss Chard must have a place, for in proportion to the ground occupied, Swiss Chard produces more food for the table than almost any other vegetable. It is also called Cut and Come Again Spinach. The leaves are used for greens the same as spinach or beet tops; they are equal in quality and easier to prepare than spinach and far superior to beet greens. It can be used all summer, when spinach is not available. Later the leaves grow very large, with broad, flat, pure white stems and midribs which may be cooked like asparagus or made into very good pickles. Sow in rows 18 inches apart, and as it grows thin out for use.

**LUCULLUS.** Has very large, broad, undulated, yellowish-green leaves and broad midribs. Packet, 5c; large packet, 10c; ounce, 15c; ¼ pound, 40c

Packet, 5c; large packet, 10c; ounce, 15c; ¼ pound, 40c

If to go by mail, add postage in quantities of one half pound and up.

SWISS CHARD



GIANT SUMMER CROOKNECK SQUASH

### Early Bush Varieties

**MAMMOTH WHITE BUSH.** Considered the best of the scalloped varieties. Fruit flattened and scalloped, 10 inches in diameter, and of a clear waxy-white color. Price same as Crookneck.

**VEGETABLE MARROW.** This is a long white summer squash, so smooth and with a skin so thin and tender that to prepare it for cooking is a pleasant task. It is remarkably fair and free from blemishes. The fruit is generally eaten when less than half grown as the flesh is then very tender and marrowy. It is peeled and cut lengthwise, the seeds removed, and after being boiled till tender in salted water, it is covered with cream sauce or with melted butter. It would hardly be recognized as a squash. The fruits are about 9 inches long, a perfect oblong in form; shell pale yellow, flesh white.

Packet, 5c; ounce, 20c; quarter pound, 60c



VEGETABLE MARROW

### Running Varieties for Autumn and Winter Crops



## SQUASH

Never sow the seed until lasting warm weather is an absolute certainty. A warm, mellow, well manured soil suits them best. The seed is planted in hills 4 feet apart each way for the bush varieties and marrows, and 8 feet apart each way for the running varieties. Put 12 to 15 seeds in each hill so as to offset the loss by insects. When all danger of such loss is past, thin to 3 plants to the hill. Winter sorts may be planted with corn, using 4 or 5 seeds in every fourth or fifth hill.

**INSECTS AND DISEASES:**—Insect pests that attack the vines when small, such as the striped beetle, may be kept off by frequent dusting with Slug Shot, or spraying early with Pyrox, preferably with nicotine sulphate added to kill plant lice. Pyrox used early and often also prevents blight, downy mildew, angular leaf spot, and scab.

**GIANT SUMMER CROOKNECK.** The most popular summer squash. The flesh is thick and of splendid quality. Fruit is heavily warted, of bright deep yellow color, and often 2 feet long when fully matured. Packet, 5c; ounce, 15c; quarter pound, 45c

**WARTED HUBBARD.** This is the most popular and reliable winter squash. The skin is colored a dark green, with a dry, fine grained, very rich bright orange flesh of fine flavor; hard shell, keeps well. Our strain has been bred for large size, rough skin, and dark green color.

Packet, 5c; ounce, 15c; quarter pound, 50c

**TABLE QUEEN.** In size Table Queen equals a fair sized husked coconut, and a half, baked, serves one person amply. This avoids the waste often resulting from the use of larger varieties. The shell is unusually thin and it does not require over 20 minutes for baking or boiling. This squash is ready before the Hubbard and yet stores equally well. The color is dark green changing to bright golden after storing. The meat is dry and mealy. It yields enormously. The enthusiasm with which it has been received entitles this to the same place among the squashes which is accorded to Golden Bantam in sweet corn.

Packet, 10c; ounce, 25c; quarter pound, 75c

WARTED HUBBARD SQUASH



BONNY BEST TOMATO

## TOMATO

The seed may be sown in hotbeds or indoors in February or March; when 2 or 3 inches high, transplant 4 or 5 inches apart each way, or into berry boxes or pots. Set the plants out in the open ground not earlier than the last week in May or the first week in June; being very tender they will not bear the least frost. Before setting out harden off the plants by gradually exposing to the air and by the withdrawal of water until the wood becomes hard and the leaves thick and of a dark green color. Transplant carefully and cultivate well as long as the vines will permit. Choose a light, sandy loam, in a well sheltered situation, and with a southern exposure if possible, as early fruit is desirable. In such a location the plants may be set about 4 feet apart each way, using a shovelful of well rotted manure in each hill. On rich soils but little, if any, manure is necessary.

To insure the best results in respect to early ripening as well as the amount and perfection of fruit, it is advisable to train up and trim the vines. When the plants are 6 to 10 inches high they will begin to throw out branches. Select the largest and most vigorous of these and pinch off all others except this one and the main stem. In a short time these two remaining branches will become equally vigorous and as most varieties will grow 4 to 6 feet high during the season, they should be securely tied at distances of about 10 inches to a long, stout stake, which has been securely set in near the root of the vine.

Fruit will set to almost any height desired if all shoots and suckers that appear at the leaf joints or at base of plant are kept trimmed off at intervals of a week. By this method of training and trimming, the fruits are kept clear from the ground and with free

access of sunlight they ripen much earlier; the vitality otherwise exhausted in superfluous branches and leaves is utilized in forming fruits of largest size, greatest perfection of shape, and best quality.

**INSECTS AND DISEASES:**—Don't let the flea beetles ruin your tomato plants. They often appear in large numbers soon after the plants are set out; spray with Pyrox, which will repel beetles and destroy other chewing insects, and will be effective against fungus enemies, besides promoting a healthy, vigorous growth. A little paper collar around each plant will protect it from cutworms.

Varieties arranged in their order of maturing.

**EARLIANA.** Our strain of this first early sort is so distinctively superior to the ordinary stocks of this variety that we might almost be justified in offering it under a new name. The extreme earliness of its large, solid, smooth, globe-shaped, almost coreless, bright scarlet fruit, produced in large clusters near the center of the plant, with consequently little sun scald, combined with vigor and productiveness of the plant, make this the "Perfect Earliana".

Packet, 10c; ounce, 75c

**JOHN BAER.** Produces an enormous crop of perfect, beautiful, high crown fruit of glistening scarlet color and with solid, meaty flesh. Ripens evenly right up to the stem. Closely follows Earliana, and is the largest of the extra early sorts, and it continues to furnish marketable fruits much longer than other very early varieties.

Packet, 10c; ounce, 40c

**BONNY BEST.** About a week earlier than Early Detroit and almost as early as Earliana. Fruit very smooth, solid, and uniform, produced in clusters in center of the plant; color intense glowing scarlet; ripens uniformly to the stem end and is very productive.

Packet, 10c; ounce, 35c

## TOMATO



MARGLOBE TOMATO

**EARLY DETROIT.** The largest and best shaped of the early purplish pink tomatoes. It is earlier than any other purple sort, Vigorous and very productive. Fruit exceptionally uniform in size, true globe shaped, heavy, firm, smooth, and entirely free from cracks or blemishes about the blossom end.

Packet, 10c; ounce, 45c

**MARGLOBE.** The Marglobe is a very prolific, second-early, red-fruited variety. The plant is medium large, erect, and fairly dense, so that fruit is protected from sun scald. Its fruits are large, smooth, solid, globular, bright scarlet, and almost coreless. They ripen well even around the stem, and possess a delightful flavor. The Marglobe is highly resistant to Fusarium wilt and to nail head rust and puffiness of fruits. It is also somewhat resistant to Septoria leaf spot, early blight, and leaf mold. Its resistance to disease often enables it to produce excellent crops when other varieties fail because of wilt or blight.

Packet, 15c; quarter ounce, 35c; ounce, 1.00

**YELLOW PLUM.** Fruits yellow, plum-shape, in clusters. Pkt., 10c; oz., 45c

**GOLDEN QUEEN.** A handsome golden yellow tomato of large size, solid and smooth. Nearly true to type with only a small percentage of mixed fruits. Sliced and served with red tomatoes, it makes a highly decorative and appetizing

ing salad.

Packet, 10c; ounce, 45c

**ROYAL PURPLE OR IMPROVED BEAUTY.** A fine second-early purple variety. Fruits exceedingly smooth and uniformly large in size, round, and with little core; color deep pink, tinged purple; a heavy yielder.

Packet, 10c; ounce, 35c

**DWARF CHAMPION.** Sometimes called the "Tree Tomato". A second early purplish pink variety of dwarf, compact, upright growth, therefore desirable where space is limited. Fruits medium sized, exceptionally smooth and solid.

Packet, 10c; ounce, 45c

**PONDEROSA.** This is the largest fruited tomato and is fine for slicing. Deep purple in color, solidly fleshy with small seed cells, of fine flavor. We have a much improved stock of this, removing the roughness and tendency to split which it formerly possessed. In good soil, and pruned to a single stem, the fruit frequently attains a weight of one pound.

Packet, 10c; ounce, 50c



PURPLE TOP WHITE GLOBE TURNIP

## TURNIP

For summer use, sow early in the spring in light, rich, preferably new soil; for fall or main crop, sow from the middle of June to the first of August.

**PURPLE TOP WHITE GLOBE.** Globular shape, of good size, and attractive appearance. Purple or dark red above the ground, white below. The flesh is white, fine grained, and tender. For table use gather when about two-thirds grown.

Packet, 5c; ounce, 15c; quarter pound, 40c

## RUTA BAGA

Sow the seed about a month earlier than turnips, on ground enriched with well rotted manure. Thin to 6 or 8 inches apart in the row. Keep the weeds in check, and before hard freezing weather pull the roots, cut off the tops, and store in cellar or pit.

**IMPROVED PURPLE TOP.** A hardy, productive variety with small neck; roots large, oblong or globular in form, with a very

small tap root. Color bright yellow with a purple top; very solid, tender and sweet. Packet, 5c; ounce, 15c; quarter pound, 30c

## GRASS AND CLOVER SEEDS

Market offerings of grass and clover seeds are divided into three or four grades of quality, according to purity, germination and weight. As with our vegetable and flower seeds, we handle in every instance only the very highest grade, and believe it economy to buy and sow such.

PRICES of Grasses and Clovers change frequently; we therefore refrain from pricing them here and request that you ask for quotations. For Lawn Grasses see last page of catalog.



**ALL** garden flowers belong to one of three classes:—Annuals, Biennials, or Perennials. Annuals are such as attain full growth from seed the first year, flower, and die. Biennials live two years; they bloom the second year, then die. Perennials live out over winter; they bloom the second year from seed and come back again each spring. These classes are again sub-divided; thus annuals may be classified either as hardy annuals, half hardy annuals, or tender annuals; biennials and perennials either as half hardy or hardy. In describing the various sorts in our catalog, each variety is designated as belonging to one or another of these classes, and reference to the directions below will at once indicate the general culture necessary. Varieties termed Greenhouse Plants are such as must be started indoors and planted out when warm. Stove Plants are such as are to be grown inside all the year round.

### General Directions for Culture

**HARDY ANNUALS.** Seeds of the hardier annuals may be sown where they are to grow, but with few exceptions, such as Mignonette, Poppies and Lace Flower, it is better to transplant, as the plants are generally stronger. The best plan is to sow in earthenware seed pans or in boxes two inches deep, which should be filled to the depth of an inch with broken pots, coal ashes, or any rough material that will furnish perfect drainage; the upper inch should be nicely sifted soil, composed, if possible, of about one-third each of sand, leaf mould and light garden soil. Press firmly and evenly, and water thoroughly the day before sowing.

Cover the seeded box with a pane of glass or one or two thicknesses of newspaper to prevent the too rapid evaporation of moisture, and keep in a temperature of between 60 and 80 degrees. Water carefully as needed. Remove the glass or covering after the seeds have germinated, and when the seedlings are large enough to handle they should be transplanted into similarly prepared boxes one inch apart each way, or put into small pots, and kept here until time to plant in the open. At all times they should have an abundance of air to prevent damping off.

**HALF HARDY ANNUALS, HALF HARDY BIENNIALS, AND HALF HARDY PERENNIALS.** The seeds may be sown from March to April, either in a hotbed, or in the house in pans or boxes, as directed for hardy annuals. When the young plants are strong enough, transplant to give them more room, either into other pans, pots or boxes, or into frames. Plant about the end of May in open ground that has been deeply dug and well enriched. Water liberally when dry. When all danger of frost is past, say at the end of May, another sowing of half hardy annuals may be made in the open ground, as would be done with hardy annuals.

**TENDER ANNUALS.** Sow and treat much as directed for hardy annuals, but in rather greater heat. Be sure to use a very light sandy compost. Prick off into separate pots as soon as the plants are out of the seed leaf, and when strong enough transplant to the open, but not until settled warm weather has arrived.

**GREENHOUSE AND STOVE PLANTS.** Sow as directed for tender annuals. Cover very lightly and water carefully

**HARDY BIENNIALS AND HARDY PERENNIALS.** These may be sown under cover at almost any time of the year in pots or pans, and out of doors from June to September, in soil prepared as for hardy annuals. Winter in cold frames, or cover lightly with straw or leaves. Remove the covering as soon as the frost is out of the ground in the spring and loosen the surface around the plants, which, when large enough, may be transplanted to the flower garden where they are to stay.

**GENERAL NOTE.** A common mistake in sowing flower as well as other seeds is to cover too deeply. As a general rule, cover only to the depth of the thickness of the seeds; or with medium sized seeds, like Calendula, Zinnia, etc., half an inch or less. Such fine seed as Portulaca needs only to be pressed into the soil with a piece of board or the palm of the hand. Always press the earth down firmly after sowing all seed, else there is danger of their drying up before the roots can get firm hold of the soil.

**ANNUALS.** In recent years we have experienced a wonderful revival of popular interest in annuals. This is probably due in part to the realization that quite as beautiful color schemes, as brilliant too, are possible with annuals as with perennials. Their easy culture, small cost, and long season of bloom are further reasons for their increasing popularity. The complete garden will, of course, contain both annuals and perennials; but where space is limited we feel the gardener will get more out of his garden from annuals. In the perennial border itself they are at times very useful to fill unavoidable gaps, and the wealth of material available is so large that a shade is readily found to fit any color scheme.

**PURE LINE STRAINS.** There is a vast difference of quality in seeds. It must be at once apparent that seeds saved from only the most perfected specimens will be far superior to seed gathered promiscuously, and will reproduce almost pure line strains. We consistently decline to handle two or more grades of any variety. The stocks we sell you are identical with those we sell to professional gardeners whose livelihood depends upon their produce. Of course, since fertilization of flowers takes place by bees, birds, and winds, a certain variation and admixture of color is not humbly avoidable. But all colors are grown in separate blocks, sufficiently removed from each other to minimize this occurrence.



## A PAGE OF FLOWER SEED NOVELTIES



### Anchusa Capensis

Cape Forget-me-not. It grows about 2 feet high, branching freely and bearing a profusion of the most lovely flowers similar to forget-me-nots, but the flowers are much larger and of finer color. Blooms early and all summer. Packet, 10c; quarter ounce, 20c.

### Gaillardia Indian Chief

This beautiful annual gaillardia grows about 18 inches high, and bears innumerable single flowers about two inches in diameter on long, hard stems. Color is a startling shade of brilliant bronzy red. Packet, 10c; quarter ounce, 20c.

### Chabaud Carnation

A new acquisition in carnations coming into bloom in six months from seed and continuing to bloom throughout the summer. Plants form from 10 to 20 stalks with huge flowers of fine form, and highly clove scented. Come about 90 per cent double. This improved giant strain should not be confused with the older Chabaud type. Packet, 25c.

### Larkspur

#### Exquisite Pink Imp.

When the stock flowered larkspur Exquisite Pink was introduced, it at once became the standard of excellence in spite of the fact that it was quite variable. In this new perfected strain we have a true Exquisite Pink in color, a beautiful soft pink shaded salmon. The form has been wonderfully improved, showing an upright habit, similar to our perennial Delphinium. It comes practically 100 per cent true.



IMPROVED GIANT CHABAUD CARNATION

Packet, 20c; quarter ounce, 60c.

### Lavatera Splendens

If a plant of matchless beauty two to two and a half feet high is required, you will not better the pink Lavatera with its silken petals of mallow pink. Lavatera splendens has hollyhock-shaped leaves, though much smaller, and quantities of large shining blooms along its stems, a long season of flowering and is as easy to grow as any annual.

Pkt., 10c; quarter ounce, 20c.

### Linaria Maroccana

EXCELSIOR MIXED. This hardy annual has small dainty flowers resembling miniature Snapdragons and in addition each flower has a long Columbine-like spur. It makes a nice cut flower and the colors range through crimson and gold, pink, mauve, dark blue, chamois and rose, with many lighter art shades. Height 12 to 18 inches, and it blooms in about eight weeks from seed.

We feel that this splendid annual should have a place in every garden. Packet, 10c.

### Nemesia Strumosa

This is one of the finest annuals and with a minimum of attention gives a most brilliant display in the garden. Flowers of every shade, from pale yellow to deep orange, scarlet, and crimson, from pink and lilac to purple are borne continuously during the summer. Packet, 10c.

### Papaver glossium

This splendid annual of the poppy family is not so well known as it deserves, being a wonderfully satisfactory thing for dry locations and grown easily from seed which is broadcast. It has four poppy-like petals of rich yellow or orange, with a black center. The foliage is different from that of true poppies and is handsome. Packet, 10c; quarter ounce, 25c.

### Petunia, Dwarf Giants of California

The most compact giant petunia with the largest and best formed flowers, with open throats well marked and veined, in beautiful colorings. Packet, 25c.

### Early Wonder Wallflower

This splendid double Wallflower has been obtained by crossing the popular biennial double sort [which is usually sown in May to bloom in May of the next year] with the Paris Annual, and has inherited from the latter the quality of flowering within 5 months from sowing. January and February seedlings come into bloom during June, March seedlings in July etc., so that it is possible to have Wallflowers all the year round. All colors known among the double Wallflowers, such as primrose, canary yellow, golden yellow, brown and shades of red are represented. Packet, 25c.

## LITTLE ANNUALS FOR THE ROCK GARDEN

The rock garden has become a most important feature of ornamental gardening in America, but it has one drawback. Its season of beauty is confined almost entirely to the early months of the year. The judicious use of some of the tiny annuals scattered over the rock garden will relieve it of its summer dullness and give a second season of beauty.

One of the daintiest little beauties is the baby blue eyes or nemophila, a little annual with ferny foliage and little cup-shaped

flowers of sky blue. The leptosiphon is another little jewel in shades of cream, yellow, orange, carmine, lilac and purple. Santalicia procumbens gives the effect of a miniature zinnia with golden yellow flowers and a purple center. The violas or tufted pansies from spring sown seed will give a fine show later in the season. Other fine subjects are lobelia, alyssum, portulaca, dwarf marigold, nasturtium, and verbena.





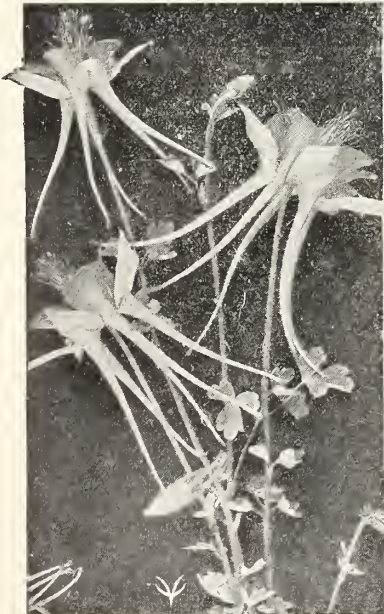
ANCHUSA

blossoms as to give the impression of a beautiful carpet spread over the ground. We know of no other white flower which is so particularly well adapted to borders, ribbon bedding, etc. We offer a very select strain, grown with the greatest of care, one plant like another. Packet, 10c; quarter ounce, 20c; ounce, 60c

**LILAC QUEEN.** A variety with pure lilac flowers, of dwarf compact habit. Packet, 10c

**AMARANTHUS**

**TRICOLOR.** Joseph's Coat. Half hardy annual. Valuable for bedding, having pretty ornamental foliage, variegated crimson, yellow and green; two and one half feet high. Packet, 10c



AQUILEGIA

**ACROLINIUM**

A pretty annual Everlasting with white and rosy pink daisy-like flowers; 18 in. **DOUBLE MIXED.** Comes about 50 per cent true. Packet, 10c; quarter ounce, 20c

**AGERATUM**

Hardy annual. Ageratums make solid masses of color from early summer until fall, and lend themselves to all manner of pleasing combinations. They are always dependable, the flowers do not fade, and they are about the best of the blue flowered material among the annuals, a color that is rather rare in this class of plants.

**BLUE PERFECTION.** Dwarf, compact growth, 9 inches high; its color is a deep amethyst blue, with nothing of the faded-out appearance of the old style Ageratum. Packet, 10c; quarter ounce, 35c

**LITTLE BLUE STAR.** The bushy plants do not exceed 5 inches in height, with clusters of light blue flowers, purple center, changing to pure light blue. Packet, 10c

**ALYSSUM**

Hardy annual. A general favorite, with flowers of exquisite fragrance, very free flowering, suitable for beds, borders, and rock-work; the taller variety is fine for cut.

**BENTHAMI.** Best for cutting. Packet, 5c; quarter ounce, 15c; ounce, 35c

**CARPET OF SNOW.** This has been happily named the Snow White Carpet Plant, as the little plants, which are only a few inches high, grow so densely, and are so completely covered with snow white



AGERATUM BLUE PERFECTION

**ANCHUSA**

**ITALICA, DROPMORE VARIETY.** One of the most beautiful blue perennials, 4 feet high, with forget-me-not-like blue flowers in great profusion, lasting nearly 2 months. Needs light, rich, well drained soil, as it is not reliably hardy on heavy, wet soil. Planted with Miss Lingard Phlox or with Coreopsis will make a lovely garden picture. Packet, 10c

**AQUILEGIA**

**LONG SPURRED HYBRIDS.** In the garden of hardy perennials the Columbines or Aquilegias deserve distinguished consideration and a place of honor. Lovely and graceful in foliage and bloom, exquisite in coloring, absolutely hardy and thrive in sun or shade. The Long Spurred Hybrids are a magnificent strain in the greatest variety of colors and shades, and with large flowers. Packet, 15c

**BALSAM**

**DOUBLE CAMELLIA-FLOWERED.** Lady Slipper. Half hardy annual. The old-fashioned Balsam or Lady Slipper is enjoying a revival of popularity—an old time and deservedly admired annual, producing its gorgeous masses of beautiful, brilliant colored double rose-like flowers of delicate satiny texture thickly set along the branches. Balsams will not germinate and flourish in the chilly nights of early spring, so they should not be sown out until well into May or even early June. Balsams like the hot sun, rich soil, and plenty of water. For perfect development, the plants should be set 12 inches apart, and be twice transplanted. One of the most ornamental uses of the Balsam is to form low hedges along walks or drives. Height 2 feet. Packet, 10c; quarter ounce, 20c

## ASTERS

Half hardy annual. The great diversity of size, color, form, and season of blooming make the Aster one of the most suitable plants for cut flowers. We offer choice seed that has been grown for us from the best types by the most skillful cultivators.

Asters are sometimes troubled with a disease known as yellows, the nature of which is but imperfectly understood. It seems to be more prevalent when the moisture supply is irregular; mulch or cultivate regularly to conserve the most uniform condition of soil moisture. The Boyce Thompson Institute for Plant Research advances the belief that the disease is spread by a specific insect, one of the two leaf hoppers which feed on aster plants. It has been suggested that spraying the plants with a contact spray such as sulphate of nicotine when the insect is in the nymph stage will cut down the number of adults later on; also a coating of Pyrox seems to prevent a number of eggs from hatching. As a preventative pull up and burn all affected plants, spread lime or hardwood ashes over the beds in the fall, choosing preferably an entirely new location, where asters have not been grown for at least two years preceding. Fertilize with pulverized sheep manure. If the plants are attacked by the aster beetle, dust with Slug Shot.

**THR ROYAL.** Without doubt one of the best, by many considered the very best, early aster ever introduced. It might be briefly described as an early flowering form of the Giant Branching variety, having all the good qualities of the latter, but coming into bloom much earlier, in fact almost as early as Queen of the Market, which variety it surpasses in size and quality. The flower stems start from the plant close to the ground, are free from laterals and consequently give their full strength to the production of numerous large, handsomely proportioned flowers.

White. Shell Pink. Lavender. Purple. Mixed. Packet, 10c

**OSTRICH FEATHER.** An improved strain of the Comet type with magnificent, large, double flowers. The curved and twisted petals make them resemble huge chrysanthemums, and they are borne on long, stiff stems. The plants resemble the Giant Branching in size and habit, and come into bloom a little earlier.

White. Shell Pink. Sky Blue. Dark Blue. Mixed. Packet, 10c

**Aster Plants.** The latter part of May we can supply plants of the Giant Branching Aster in White, Peerless Pink, Purple and Azure Blue, at 35c per dozen, 2.50 per 100, postage additional.



GIANT BRANCHING ASTER

**GIANT BRANCHING.** A strong growing aster whose tendency to form numerous branches is very marked; therefore it should have more room than other sorts. The flowers are borne on very long stems, and are four inches and more in diameter, with broad, long petals.

White. Peerless Pink, shell pink. Deep Rose Pink. Azure Blue, rich lavender. Purple. Mixed. Packet, 10c; quarter ounce, 40c

**HEART OF FRANCE.** The best pure red aster ever introduced. All others have somber shades of blue or too much yellow in the color pigments. Heart of France opens red as the purest ruby, deepens with age and retains its remarkable beauty to the very end. The petals appear strikingly changeable, showing now a glow and sheen quite unique, now a soft warm velvety texture. In any light, natural or artificial, Heart of France is startlingly beautiful and will command instant admiration. The plants are of the branching type and very robust.

Packet, 10c



ASTER, GIANTS OF CALIFORNIA

among the innumerable double sorts. Packet, 10c

### BEGONIA

The fibrous rooted Begonias offered below are a continuous flowering type of the greatest value for bedding. Started early in heat, will flower in great profusion to fall.  
**ERFORDIA.** Delicate rosy carmine. Packet, 20c  
**LUMINOSA.** Brilliant fiery dark scarlet. Packet, 25c

### BELLIS

English Daisy. A hardy perennial which is best treated as a hardy biennial, raising new plants from seed each year. They make charming little plants for edgings and borders, and also for rock work.  
**ETNA.** Double red. **LONGFELLOW.** Double rose. **SNOWBALL.** Double white. **MIXED.** Packet, 10c

### CALENDULA

Hardy annual. Very showy, lasting the whole of the summer without any attention whatever beyond keeping the seed vessels picked off, and spraying occasionally with nicotine to keep aphids in check. Is not at all particular as to soil or surroundings.

**ORANGE GIANT** The outer petals are slightly imbricated; very double, deep glowing orange, dark center. If you have been relying upon the older types of Calendulas, a pleasant surprise awaits you if you sow our very select strain, grown with the greatest care for critical florist trade; will produce flowers three and one-half inches in diameter.

Packet, 10c; quarter ounce, 20c; ounce, 60c

**THE BALL.** This new orange Calendula is a very highly selected strain, largely grown by florists under glass. The very large flowers are a deep orange with light center.

Packet, 15c; quarter ounce, 75c


**THE BALL GOLD.** Has the same long stems and size of flowers as the orange Ball. The color is intermediate between the orange and the older Sulphur Crown or Lemon Queen, a much more pleasing shade than the latter.

Packet, 15c

### ASTERS

**GIANTS OF CALIFORNIA.** A novelty of merit. Characterized by the well-known Crego or Ostrich Feather type of flower, combined with sturdy habit of growth and long, non-lateral branching stems. The White is exceptionally large. Peach Blossom opens as a white and darkens as it ages. Light Blue is especially fine; the color, although delicate, has sufficient intensity to please. Rose is a very rich deep shade. Purple is a rich deep purple violet.

Any color or mixed. Packet, 15c  
**SINGLE CALIFORNIA GIANTS.** Developed out of the Double Giants of California described above. The flowers are large, measuring 3 to 4 inches across, with stems 18 to 24 inches in length. The petals have a slight twist, which adds a piquant touch to its beauty. They add a charming note of simplicity



**CAMPFIRE.** A distinct new Calendula, the flowers larger than those of any type heretofore known. Color brilliant orange with a scarlet sheen.

Packet, 15c



CALLIOPSIS

## CANDYTUFT

The Candytufts are among our best hardy annuals for edges, bedding, massing and rockeries, and for cutting.

**GIANT HYACINTH FLOWERED.** A wonderfully improved strain worked up from a single plant selection, with large spiral trusses of pure, glistening white flowers. The parent plant threw ten perfect spikes, but the average for the offspring is six or seven. We believe this to be the finest strain ever offered. Packet, 10c; quarter ounce, 25c

**ROSE CARDINAL.** Brilliant deep rosy-red.

Packet, 10c; quarter ounce, 25c

**LILAC. CARMINE. CRIMSON. PURPLE. WHITE.** Pkt., 10c; quarter ounce, 20c

**MIXED.** All the above colors. Packet, 10c; quarter ounce, 15c; ounce, 50c

## CELOSIA

An odd and picturesque class of plants. They form the gayest possible decoration in beds and borders, retaining their brilliant coloring often from midsummer until frost. Cristata sorts may be cut before ripe and dried like Everlastings. Half hardy annuals.

**CRISTATA NANA.** Crested dwarf cockscomb. A highly ornamental plant, valuable for bedding and pots; produces odd and curious large comb-like heads, like ruffled chenille, on stout, fleshy stalks 10 inches high. Shades of red, rose, and yellow mixed.

Packet, 10c

**THOMPSONI MAGNIFICA.** This represents the most perfect strain of the feathered or ostrich plumed Cockscomb. Plants have a true pyramidal branching growth, reaching a height of two and one half feet, and the feather-like flower spikes vary in the most magnificent shades of colors, ranging from the clearest yellow to the darkest blood red. Of great value for all decorative purposes in and out doors. Packet, 10c

**CHILDSI OR CHINESE WOO! FLOWER.** Plants grow from 2 to 3 feet high, the bloom starting early with a central head, round and globular, often reaching an immense size. Many branches are thrown out, each bearing a ball of silky wool. All these branches support numerous laterals with small heads of bloom mixed with fresh green foliage, so that a plant looks like an immense bouquet, splendidly arranged. None of the blooms fade in any way until hit by frost; but all continue to expand and glow with a deepening richness of color, Mixed. Packet, 10c

Packet, 10c

## CACALIA

Tassel Flower or Flora's Paint Brush. A pretty, easily grown hardy annual with tassel-shaped flowers of orange and scarlet color. Packet, 10c

## CALCEOLARIA

Very handsome and showy greenhouse plants covered with a great many curious pocket-like flowers, many beautifully tigered and spotted. Packet, 25c

## CALLIOPSIS

A very graceful, airy hardy annual producing flowers in every shade of yellow, orange, crimson and brown, on long wiry stems. Packet 10c; ¼ ounce, 20c



CANDYTUFT

## CAMPANULA

Hardy biennial. Nothing can surpass the grace of the clusters of delicate flower bells that distinguish the Campanulas. They are indispensable plants, tall and imposing.

**CALYCANTHEMA.**—Cup and Saucer. A beautiful variety; the bell or trumpet is very large, surrounded by a collar, exactly like a cup and saucer, hence its name.

Blue. Rose. White. Any color or Mixed. Pkt., 10c

**CANARY VINE.** See Climbing Vines.

**CARDINAL CLIMBER.** See Climbers

**CARNATION.** See Dianthus.

**CASTOR BEANS.** See Ricinus



CELOSIA THOMPSONI MAGNIFICA



CENTAUREA CYANUS

## CENTAUREA

**AMERICANA.** A splendid native variety of Cornflower bearing immense thistle-like blooms in rosy-lavender and white; 3 feet. Packet, 10c

**CYANUS.** Hardy annual. Called Cornflower, Batchelor Button, Ragged Sailor.

—DOUBLE BLUE. Packet, 10c; quarter ounce, 20c; ounce, 65c

—DOUBLE ROSE. Packet, 10c; quarter ounce, 20c; ounce, 65c

—DOUBLE MIXED. Packet, 10c; quarter ounce, 15c; ounce, 50c

**IMPERIALIS.** Sweet Sultan. Hardy annual. A giant form of Cornflower with beautiful, sweet-scented, artistically shaped, lacinated flowers borne on long, strong stems, and when cut will stand for days in good condition.

—BRILLIANT ROSE. —DEEP LAVENDER. —DELICATE LILAC.

—PURPLE. —WHITE. —MIXED. Packet, 10c; quarter ounce, 30c

**GYMNOCARPA.** Dusty Miller. Half hardy perennial. This is planted for its silvery gray foliage. Largely used to edge beds of dark leaved Cannas. Packet, 10c

## CHRYSANTHEMUM

**ANNUAL.** The name Chrysanthemum is rather misleading for this family of hardy annuals, since they do not resemble the autumn Chrysanthemum of the flower shops. Most of them have the appearance of large single daisies, but there are also some double ones, and all are fine for cutting. Plants become more bushy and shapely if pinched back in early growth, and disbudding produces much larger flowers.

**BURRIDGEANUM.** Pure white petals with zone of rich brownish red and inner zone of yellow surrounding the dark brown disc.

**EASTERN STAR.** Clear yellow zoned deeper yellow, dark disc.

**EVENING STAR.** Rich sunflower yellow, disc dark yellow.

**MORNING STAR.** Petals primrose yellow with a halo of deeper yellow; dark yellow disc.

**THE SULTAN.** Rich wallflower-red with a narrow yellow zone around the brown disc.

**CORONARIUM.** Double flowering mixed.

Any of the above sorts: Packet, 10c; quarter ounce, 20c

**MIXED.** All the above: Packet, 10c; quarter ounce, 20c

### PERENNIAL CHRYSANTHEMUM

**SHASTA DAISY, THE SPEAKER.** The newest and largest of the Shasta Daisies, with flowers 5 inches across of purest glistening white, with broad overlapping petals, borne on long, wiry stems. Packet, 10c

## CINERARIA

**HYBRIDA.** Stove plant. Our superb strain of Cinerarias is distinguished by its splendid range of colors, the mixture including every conceivable shade of carmine, crimson, pink, and blue, as well as pure white, and the gorgeous bicolors of blue and white and crimson and white. The flowers are of immense size, borne on plants of compact, robust habit. Packet, 25c

**MARITIMA CANDIDISSIMA, DIAMOND.** Dusty Miller. Bedding Cineraria with downy, silvery white foliage. It is treated as an annual. Packet, 10c

## CLARKIA

**ELEGANS.** Very pretty hardy annual with smilax-like foliage, and double rosette-like flowers close to the stem. 2 feet. Packet, 10c

## COREOPSIS

**LANCEOLATA GRANDIFLORA.** Hardy perennial. One mass of golden, daisy-like flowers on long, graceful stems; as a cut flower it ranks among the leaders. Packet, 10c

**COBAEA.** See Climbing Vines.

**COCKSCOMB.** See Celosia.



ANNUAL CHRYSANTHEMUMS



EXTRA EARLY MAMMOTH COSMOS

CORNFLOWER. See Centaurea.

**CYNOGLOSSUM**

**AMABILE.** Chinese Forget-me-not. Blue is a favorite color in the garden and pure blue one of the rarest tones to supply. The annual border needs its blues to balance the color scale and to add a cool touch during the hot months of summer. We have an excellent new blue in the Chinese forget-me-not, cynoglossum amabile, listed as a biennial but blooming as an annual from sowing early outdoors. It has deep and intense blue flower clusters produced in great profusion, making a brilliant patch in the garden as well as being fine for cutting. It resembles *Anchusa italica*, a favorite in the perennial border for its intense blue, but is of lower growth, 20 inches high, and much less coarse in foliage. Packet, 15c

**DAHLIA**

Dahlia raising from seed is a fascinating and interesting way to get a stock of the autumn flower which has taken popular fancy as no other late blooming plant has done in years. They are as easily raised as zinnias. To be sure of bloom they should be started in March. Many of them will make plants as large and imposing as those raised from tubers.

**SELECTA.** A most beautiful mixture of the very best new giant flowered double and semi-double dahlias, with flowers on stiff, erect stems. The seeds have been gathered from the most perfect specimens as to size, color and form. Packet, 25c

**COLTNESS HYBRIDS.** A handsome little dahlia comes to us from England which can be grown very readily as a fall blooming annual. It does not grow over 18 or 20 inches high and produces a mass of single flowers from 3 to 4 inches in diameter, fine material for cutting. The range of colors is from creamy yellow to rich velvety crimson with some purplish shades and some with bizarre fleckings, all with yellow centers. Packet, 25c

DOLICHOS. See Climbing Vines.

**COSMOS**

For cutting for bouquets and vases this is one of the finest flowers grown; the long stems and feathery foliage lend themselves to graceful arrangements. The plants, of symmetrical pyramidal form, are one mass of feathery, emerald green foliage, studded with mammoth flowers of pink, crimson, and white, enlivening the garden long after more tender flowers have succumbed to frost. Hardy annual.

**EXTRA EARLY MAMMOTH FLOWERING.** We have dropped the ordinary early variety which produces small flowers, as well as the late type which is nearly always killed by frost before it produces much, and now offer only this Extra Early Mammoth Flowering strain, the result of continued selection for earliness and size.

—WHITE. —PINK. —CRIMSON. —MIXED.

Packet, 10c; quarter ounce, 20c; ounce, 60c

**EXTRA EARLY DOUBLE CRESTED.** An early flowering strain of double cosmos. The flowers vary considerably in their degree of doubleness, some being fully double while others have a frill or collar around the double disc. They will come about 60 per cent double. The plants have somewhat heavier, less cut foliage than the single type, hence the plants which will come double can be determined with fair accuracy when the seedlings are quite small. Packet, 20c

COLUMBINE. See Aquilegia.

CONVOLVULUS. See Climbing Vines.



EXTRA EARLY DOUBLE CRESTED COSMOS

**DRACAENA**

**INDIVISA.** Ornamental leaved greenhouse plant; long, narrow, green foliage; much used as center plants for vases. Packet, 10c

DAISY. See Bellis. SHASTA DAISY. See Chrysanthemum.

## DELPHINIUM OR LARKSPUR

### PERENNIAL

The modern delphinium is one of the loveliest of all the tall blue-flowered hardy perennials. Larkspurs add a color [blue] to the garden which is none too plentiful, the foliage is graceful, and the habit stately. Planted in small groups or in great masses, as a background to the hardy border, or in combination with shrubs, they are alike beautiful.

Delphiniums are not exacting and their culture is very simple. They do well in ordinary soil, to which some bone meal and a little hardwood ashes have been added. Liberal watering, especially in dry weather, is necessary to secure flower spikes of great size. Dust the plants with sulphur or spray with Pyrox every couple of weeks. In late fall a little coal ashes should be sifted over the crowns to protect them from the white grub.

**BELLADONNA.** This is the freest and most continuous blooming hardy larkspur. The clear turquoise blue of its flowers is not equaled for delicacy and beauty. Packet, 10c

**BELLAMOSUM.** This is a rich, deep blue form of the popular light blue Belladonna, having the same free-blooming quality. Packet, 10c

**XXX HYBRIDS.** This is unquestionably the finest strain of mixed hybrids ever offered. They have a dignity peculiarly their own—tall graceful spikes of bloom, covered from top to bottom with captivating blooms in charming color combinations. The seed is all saved from carefully selected varieties, and will range in color through the whole gamut from palest azure tints to the deepest and most exquisite hues of amethyst and purple. Packet, 15c

### ANNUAL LARKSPUR

Annual larkspurs bearing their showy spikes of bloom above thick clustering lacy foliage are one of the gems of the annual garden and one of the most useful annuals for speedy growth and quick effect. They are also one of the hardiest annuals, as the seed may even be sown in the fall, and the young plants will start in the spring as soon as the ground thaws. Spring sowing should be done early, and it is best to sow the seed where they are to grow.

### DOUBLE STOCK FLOWERED.

The stock flowered type, with handsome double flowers clustering about the spiry stems atop the dark green finely divided foliage is the finest of all.

**NEWPORT ROSE,** lustrous carmine. **EXQUISITE,** soft pink. **WHITE.** **DARK BLUE.** **AGERATUM BLUE.** Packet, 10c  
**MIXED.** Packet, 10c; quarter ounce, 25c; ounce, 75c

**WREXHAM HOLLYHOCK DELPHINIUM.** A race of super giants with a character and magnificence all its own, the stature and strength of the plants earning for them the name of "Hollyhock" Delphinium. Packet, 25c

## DIANTHUS

One by one the old time favorite flowers are being taken up and improved by plant breeders and given back to us in finer form and better colorings. It is now the turn of the dianthus or pinks, the revival of interest in the members of this family which has been going on in England spreading to America. They do not require anything special in the way of extra rich soil to do their best, giving a fine show in soil of very ordinary quality. They are excellent cut flowers.

**BARBATUS.** Sweet William. Hardy perennial. A well known, sweet scented, old fashioned hardy plant, forming fine clumps in any good garden soil. It is one of the most desirable plants for garden display. Ours is a giant flowered strain, a great improvement on the old kinds, both in size and color; the markings are most attractive. Packet, 10c

**CARIOPHYLLUS.** Double Garden Carnation. Hardy biennial. The seed we offer is saved from one of the finest collections. Packet, 10c  
**CHINENSIS.** China Pink. Though a hardy biennial, it is usually grown as an annual. Singularly rich and varied colors. Splendid and showy. Packet, 10c; quarter ounce, 20c

**HEDDEWICI** Japanese Pink. A long neglected class but one worthy of a place in every garden, furnishing a mass of bloom from midsummer to fall. The flowers are large and of the most brilliant colors, varying from pure white to the richest crimson, with a bewildering array of stripings, fleckings, and lacings. Packet, 10c  
**MARGARET.** Hardy biennial carnation. These superb carnations are very popular, not only by reason of their fine, double, fragrant flowers, but also because they can be treated as annuals. Like the China Pink they flower freely the first season from seed, and yield a profusion of fragrant flowers in great variety of colors. Packet, 10c

## DIMORPHOTHECA

**AURANTIACA.** African Daisy. Very showy hardy annual of easy culture; neat, branchy habit, 12 to 15 inches high, profuse flowering. Its Marguerite-like blossoms, one and one-half inches in diameter, show a unique, glossy, rich orange-gold, with a dark colored disc surrounded by a black zone. Packet, 10c



DELPHINIUM, XXX HYBRIDS



GIANT SHIRLEY FOXGLOVE

## DIDISCUS — Blue Lace Flower

**COERULEUS.** One of the handsomest of the blue hardy annuals for cutting is an old timer that has been allowed to lapse into obscurity, only to be rescued under the name of Blue Lace Flower. It is now a favorite with florists for growing for cut flowers, its lacy, flat-topped clusters being of a most delicate shade of clear pale lavender blue. It is best to sow where the plants are to remain, thinning to 10 inches, as it does not transplant readily.

Packet, 10c

## DIGITALIS OR FOXGLOVE

**GIANT SHIRLEY.** This wonderful strain was produced by the originator of the Shirley Poppies, the late Rev. W. Wiiks. The vigorous plants reach a height of 5 to 6 feet, with spikes of bloom over 3 feet long, closely set with large bell-shaped blossoms, ranging in color from purest white to dark rose, handsomely spotted and blotched with crimson, maroon, and chocolate. It is a hardy biennial.

Packet, 10c

## ESCHSCHOLTZIA — CALIFORNIA POPPY

**BRILLIANT MIXED.** The strain which we offer is a large flowering erect type containing a large percentage of new colors in Eschscholtzias and includes pink, scarlet, chrome, copper red, mauve, claret, and royal purple, and gives a most gorgeous effect. It is best to sow the seed where the plants are to remain, and thin to 4 inches. For cut flower purposes cut when in bud.

Packet, 10c; quarter ounce, 25c

**BUCH ESCHSCHOLTZIA.** See Hunnemania.

## EUPHORBIA

**VARIEGATA.** Snow-on-the-Mountain or Mountain Spurge. Hardy annual. 2 ft. Remarkably distinct plant, very showy with its green foliage margined silver white.

Packet, 10c



GAILLARDIA LORENZIANA

**EVERLASTINGS.** Everlastings of various kinds have achieved great favoritism with the revival of the vogue of winter bouquets. There is a fine variety, both of color and form, from which to select. We refer to the following list, found described under their respective headings: **ACROLINIUM. COMPHRENA. GYPSOPHILA. HELICHRYSUM. LUNARIA. PHYSALIS. STATICE.**

For drying, all these flowers should be cut when half expanded and hung head downward, preferably in a warm, dark, dry room, tying the bunches before they are suspended. When perfectly dry, they can be placed in vases as desired.

## FORGET-ME-NOT

**ALPESTRIS VICTORIA.** Hardy biennial. Compact; azure blue. Packet, 10c

**PALUSTRIS.** Hardy perennial. Blooms from spring to fall. Packet, 10c

**FOUR O'CLOCK.** See *M. rabilis*.

## GAILLARDIA

**ANNUAL.** Showy hardy annuals remarkable for the profusion and brilliance of their flowers. Among the gayest things in the garden in summer and autumn. Combinations of yellow, orange and red predominate. Borne on long, slender stems, suitable for cutting. They bloom until killing frost if care is taken to remove the drying flower heads to prevent the formation of seed.

—**PICTA.** Single mixed. —**LORENZIANA.** Double mixed. Packet, 10c  
—**SINGLE AND DOUBLE MIXED.** Packet, 10c

**GRANDIFLORA COMPACTA.** Hardy perennial. Nothing imparts such gaiety and joyous exuberance to a garden as an abundance of hardy gaillardias. Their honest open faces greet you every day from July to October, a feature not often met with in perennials. Generally the daisy-like flowers show several contrasting circles of color, such as crimson and yellow, orange and copper, etc.

Packet, 10c





HELICHRYSUM

kinds of bouquets, the dainty, miniature, pure white flowers setting off bolder ones to advantage. Most charming effects are produced by sowing freely among other annuals, such as Poppies, Larkspur, Heliotrope, etc. Sowings should be made every two weeks to keep up a constant supply of bloom. Packet, 10c; ounce, 30c; quarter pound, 90c  
 —ROSEA. A pretty pink form of the above. Packet, 10c; ounce, 30c  
 PANICULATA. Hardy perennial. Beautiful gauze-like minute white flowers in July and August. 2 to 3 feet. Blooms the first year if sown early. Packet, 10c

HELICHRYSUM

Hardy annual everlasting. This is the most popular strawflower. Exceeding'y effective large double flowers in rich glittering colors. We offer 7 colors as follows.  
 —BROWN. —FIREBALL, bright red —GOLDEN GLOBE, golden yellow.  
 —VIOLET. —SALMON. —SILVER GLOBE, glistening white.  
 —ROSE CARMINE SHADES. Any color:—Packet, 10c  
 —MIXED. All the above colors. Packet, 10c; quarter ounce, 30c

HOLLYHOCKS

Many of the old fashioned flowers that were once so popular, and then for a time seemed to lose their prestige, are again commanding the attention of gardeners. Prominent among this class are the Hollyhocks. Tall, stately, and picturesque, they stand towering far above many other flowers and give to the immediate surroundings a singular beauty. They may be termed one of the great powers of July. The hardy variety should be sown in July to have flowering plants the next summer. To prevent spread of rust, spray with Pyrox when plants are still small and at intervals of several weeks.  
 CHATER'S PRIZE. Hardy perennial. Seed saved from the finest English strain; will produce extremely large flowers with a high percentage of doubles.  
 CRIMSON. ROSE. SALMON. WHITE. YELLOW. MIXED. Packet, 15c  
 ANNUAL EVERBLOOMING. Commences flowering in 12 weeks from seed, and continues until frost; flowers double, semi double, and single, in all colors. Packet, 10c

GILIA

CAPITATA. A very pretty annual growing about two feet high with fine feathery foliage and bearing freely over a long season globular heads, about one inch across, of rich lavender blue flowers, good for cut. Packet, 10c; quarter ounce, 20c

GOMPHRENA

GLOBE AMARANTH. Hardy annual everlasting with clover-like heads of flowers. Packet, 10c

CODETIA

For producing a blaze of color in gardens annuals stand alone, and of all annuals for this purpose Godetias and Nasturtiums are most conspicuous. Only those who have seen vast masses of Godetias can realize the effect produced. Flowers are cup-shaped with petals of satin like texture. It is best to sow where they are to grow thinning the plants to stand about 8 inches apart. They like sun and prefer a rather poor soil. Packet, 10c; quarter ounce, 20c

GOURDS. See Climbing Vines.

BABY'S BREATH  
 GYPSOPHILA

LARGE FLOWERED WHITE. Hardy annual. It furnishes the loveliest material for all



HOLLYHOCK

**HELIANTHUS**

**DWARF DOUBLE.** Very double, rich golden yellow, dwarf annual sunflower. Packet, 10c

**STELLA.** Flowers about 3 inches across, of golden yellow color with black disc, borne on long stems; hardy annual. Packet, 10c

**HELIOTROPE**

Deliciously fragrant flowering plants, great favorites for pots and bedding out. Large umbels of rich purple color. Half hardy perennial. Sow Baby's Breath or Alyssum among Heliotropes for effect. Packet, 10c

**HUMULUS OR JAPANESE HOP.** See Climbing Vines.

**HUNNEMANNIA****BUSH ESCHSCHOLTZIA**

**FUMARIAEFOLIA.** Hardy annual. The plants grow into a shrubby bush 2 feet high, and produce large cup shaped flowers on stems 12 inches long. The color is of clear, bright yellow, the petals broad and crinkled like crushed satin; excellent for cut. Packet, 10c; quarter ounce, 25c



LUPINUS

**HYACINTH BEAN.** See Climbing Vines.

**IPOMOEA.** See Climbing Vines.

**KOCHIA — Summer Cypress**

A very attractive foliage or hedge plant. It grows about two and one-half feet high, with many slender branches pressed close to the main stem, and resembles a small, closely-sheared evergreen, the slender foliage being a delicate light green. In September the whole plant becomes a solid mass of crimson, thereby earning the name Firebush. Packet, 5c; quarter ounce, 10c; ounce, 30c

**LACE FLOWER.** See Didiscus.

**LARKSPUR.** See Delphinium.

**LOBELIA**

A dwarf plant with delicate, graceful foliage and pretty, tiny flowers. Of chief value for edgings. Half hardy annual.

**BEDDING QUEEN.** Deep blue with white eye. Packet, 10c

**CRYSTAL PALACE COMPACTA.** Rich deep blue, with dark foliage. Packet, 10c

**LUNARIA**

Moonwort, Honesty, or Satin Flower. Hardy biennial admired for its silvery seed pouches. 2 ft. Packet, 10c

**LUPINUS**

A hardy annual with long, graceful spikes of white, blue, and pink pea-shaped flowers. As they are not commonly grown, the annual lupins will offer a novelty for many gardens well worth a trial. They do not want a rich soil so do not feed them, but see that they have plenty of water during the hottest spells during the summer. They prefer partial shade. Plant the seed about a quarter of an inch deep and transplant as soon as true leaves develop. The downy foliage is ornamental with the long leaflets radiating from a common center umbrella-like.

**DARK BLUE. SKY BLUE. ROSE. WHITE. MIXED.** Packet, 10c; quarter ounce, 15c

**MATRICARIA**

Double White Feverfew. Half hardy perennial. Free flowering plants, producing all season fine, double, button-like white flowers, excellent for cutting. Packet, 10c

**MIGNONETTE**

A well known hardy annual with spikes of deliciously fragrant flowers.

**LARGE FLOWERING.** Spikes not as large as those of New York Market but very sweetly scented. Packet, 5c; ounce, 20c

**NEW YORK MARKET.** This is the finest Mignonette for greenhouse culture. The red flowers are larger in every way than those of all other sorts, the spikes are very dense. Packet, 25c

**MIRABILIS**

**FOUR O'CLOCK OR MARVEL OF PERU**

Free flowering hardy annual of bushy habit, with glossy foliage, and numerous morning glory-like flowers of great diversity of color. Charming used as a hedge. Packet, 5c; ounce, 15c

## MARIGOLDS

Marigolds glittering through the hot dry dog days enliven the flower garden and make a brilliant display when other plants droop and wither. There is no more useful and more easily grown annual. It ranges from twelve inches to four feet high and runs the entire scale of yellows from sulphur to the richest orange and in addition has wonderful shades of velvety scarlet, maroon, crimson, mahogany and brown in the French section. They do not want too rich soil as they make too much leaf growth when too well fed and their blooming season is delayed. They thrive on poor fare and give a wonderful display from July on from seed sown in the open about May 1.

### DOUBLE TALL AFRICAN.

Most imposing of all are the tall African sorts. The huge imbricate globes in lemon, golden yellow, and glowing orange are stately subjects for the back of the border and fine for cut. They need staking early in their growth as they become top-heavy and once down they become unmanageable as they throw out roots from the joints and proceed to grow all along the stem.

### MIXED.

Packet, 10c; quarter ounce, 20c



AFRICAN  
MARIGOLD

### DOUBLE TALL FRENCH.

A neglected class and one of the most showy and beautiful is the tall French section, giving a wonderful variety of shades from yellow to maroon selfs with all manner of mottlings and stripings.

Packet, 10c; quarter ounce, 20c

**DOUBLE DWARF FRENCH.** The dwarf French Marigolds with their little trees about a foot high studded thickly with brilliant buttons from yellow to crimson brown and many with a dazzling variety of markings make gorgeous beds and are fine for cut.

Packet, 10c; quarter ounce, 20c

## NASTURTIUMS

The easiest way to produce a sheet of brilliant color in the flower garden is to plant nasturtiums, whether the dwarf or the climbing varieties. There is only one cultural warning to give for this old-time favorite and that is, do not give it too rich soil. It flowers most profusely when planted in rather poor soil, in sunny situations. If the soil is too rich the plants run too heavily to foliage. They stand heat and drought without the slightest effect. If attacked by black aphid [plant lice] spray with Black Leaf 40.

For bowls of cut flowers there is nothing finer. Ranging from sulphur and pure yellow into rose colors, they also have velvety oranges, scarlets, and maroons that are almost black, with many variegated sorts.

### DWARF NASTURTIUMS

The dwarf Nasturtiums are among the most useful and beautiful of annuals for bedding, massing, and edging, owing to their profusion of bloom, richness of color, and compact growth. We believe our mixture will give a larger variety of colors evenly proportioned than almost any other.

Packet, 10c; ounce, 15c; quarter pound, 50c; pound, \$1.50

### TALL NASTURTIUMS

**LOBBIANUM.** The Lobbianum differs from the common tall Nasturtium in being a little smaller in leaf, more compact, more floriferous, and having richer, more varied colored flowers. In our mixture will be found all the choicest colors, such a wealth of shades far surpassing in effect anything we can describe.

Packet, 10c; ounce, 15c; quarter pound, 50c; pound, \$1.50



NASTURTIUMS



NIGELLA

With only little care, they will produce their handsome, sweet scented flowers in delicate and gorgeous colors through the whole summer. Protecting with a cover of cheesecloth or newspaper prevents too rapid surface evaporation and aids successful germination of such small seeds as petunia. It is best to mix the seed with sand and cover but lightly.

Single Bedding Petunias

IMPROVED ROSY MORN. The plants are dwarf and compact, the medium sized flowers produced in great abundance, and are of a most pleasing clear pink, contrasted by a broad white throat. Packet, 10c

BLUE BIRD. A fine companion to Rosy Morn, with the same habit and freedom of bloom; color rich violet blue. Packet, .10



LARGE FLOWERING PHLOX

NEMOPHILA. Baby Eyes. Hardest of annuals, and of the easiest culture. Makes a vere effective front row to a bed or border, growing only six inches high. Should be sown out of doors in spring where they are to flower.

INSIGNIS. Cup-shaped flowers of sky blue. Packet, 10c; quarter ounce, 15c

NICOTIANA. SYLVESTRIS. Half hardy annual of the tobacco family with sweet scented, pure white, salver-shaped flowers, with long, tubular corollas. Packet, 10c

SANDERAE HYBRIDS. These come in many colors, from pure white to deep scarlet, some of the intermediate tints of rose, pink, lavender, and violet being of exquisite beauty. Packet, 10c

NIGELLA. Also known as Love-in-a-Mist and Lady-in-the-Green because the blossoms are partly concealed by the finely cut foliage. The oddly shaped, semi-double, rosette-like flowers are surrounded by a very dense fringe or wreath of mossy fibres. Hardy annual.

MISS JEKYLL. Clearest cornflower blue, contrasting most charmingly with the fine foliage. Very pretty combined with Eschscholtzia or Hunnemannia.

Packet, 10c; quarter ounce, 15c

MIXED.

Packet, 10c; ounce, 30c

PETUNIA

For freedom of bloom, variety of color, ease of culture, and effectiveness these rank with the Verbena, Aster, and Phlox.



PETUNIA. GIANTS OF CALIFORNIA

DWARF SINGLE MIXED.

Packet, 10c; eighth ounce, 30c

Large Flowering Petunias

GIANTS OF CALIFORNIA. A superb strain with deep-throated flowers of immense size, beautifully marked and fringed. Packet, 25c

LARGE FLOWERING DOUBLE FRINGED. Of course, it is well known that only a certain percentage of double flowers may be expected from petunia seed, but our mixture will produce from 30 to 40 per cent of doubles, while the rest will be choice singles. The weaker seedlings should be carefully saved; these produce the finest doubles. Packet, 50c

PHLOX

The Phlox is among the showiest and most easily raised of all hardy annuals, producing a continuous supply of the most attractive flowers in a most wonderful range of brilliant colors, all the tints of the rainbow being represented, with all possible variations of stripes, veines and eyes of contrasting shades. They revel in full sun.

LARGE FLOWERING. This mixture will delight and astonish with the size of its flowers and its extensive variety of colors.

Packet, 10c; quarter ounce, 30c; ounce, \$1.00

## GIANT PANSIES

The Pansy will succeed in any soil that is not too hot and too dry, and if a special compost is made let it consist of one third rich loam, one third leaf mould, and one third well rotted manure. In early spring the seed should be sown in frames or in boxes for summer and autumn blooming, and later on, about July, sowings may be made out of doors, in a partially shaded place, transplanting later to where they are to flower the following spring, protecting with a good covering of straw and boughs.

**DALLWIG'S GIANT MIXTURE.** This is the richest and most choicely varied mixture; it comprises the finest strains of a number of leading pansy specialists. The flowers are uniformly of the largest size, the colors striking in their brilliancy, and yet retaining all the delicate shades and hues too.

Packet, 15c; eighth ounce, 75c; ounce, \$5.00

**ROGGLI'S SWISS GIANTS.** The flowers of this new Swiss strain are of enormous size, three inches and over in diameter; they are perfectly round with overlapping petals, borne on long stems well above the remarkably luxuriant foliage. There are very rare and entirely new colors, salmons, reds, coppers, all of them three and five blotched.

Packet, 50c



SHIRLEY POPPIES

## POPPIES

Poppies are steadily regaining their old-time popularity. This is not strange when we consider their wonderful variety and brilliant, dazzling colorings. Few flowers have the same grace of stem, airiness of poise, and delicacy of tissue. Sow in the open where they are to remain as they do not transplant readily. Poppies will last well cut if they are picked early in the morning, taking flowers just opening, and the stems plunged at once into boiling hot water for a moment.

### Annual Varieties

**SHIRLEY.** The charming Shirley Poppies, originated by the late Rev. W. Wilks in his garden at Shirley Vicarage, are among the most useful and popular hardy annuals. Our fine strain includes an almost endless variety of colors, from pure white through pink, salmon, chamois, rosy carmine and terra cotta to brilliant crimson, many of the flowers being beautifully flaked or edged with white.

Packet, 5c; quarter ounce, 20c; ounce, 50c

**TULIP.** Very striking dazzling scarlet; single. Packet, 10c  
**DOUBLE PEONY FLOWERED.** Imposing double globular flowers, resembling a double peony. Mixed.

Packet, 5c; quarter ounce, 15c; ounce, 30c

**SINGLE & DOUBLE MIXED.** Packet, 5c; quarter ounce, 15c

### Perennial Varieties

**ORIENTAL.** Oriental Poppies! What a gorgeous image rises at the sound of those magic words! The largest poppies in the world, 7 to 8 inches across, they are unequaled in their vivid, dazzling, barbaric splendor for massing against a background of shrubbery.

—**ORIENTALE BRILLIANT.** Dark red.

Packet, 10c

—**ORIENTAL HYBRIDS.** The colors vary from blush white to orange and deep ruby red, including art shades approaching that known as 'old rose'.

Packet, 10c

**ICELAND, SUNBEAM.** A new type of perennial poppies, a cross between the Shirley and Iceland, with much longer stems, larger flowers and more robust habit than the latter, with a wider range of colors, including orange, maize, salmon, and other tints. May be grown as annuals.

Packet, 10c

**CALIFORNIA POPPY.** See *Eschscholtzia*.

**PINKS.** See *Dianthus*.

## PORTULACA

**Moss Rose.** Hardy annual. Few plants make such a dazzling display of color in the bright sunshine as a bed of Portulacas. If you have a spot in your garden so hot and dry that nothing seems to grow there, sow Portulaca. It won't come up until the weather gets hot, so don't sow until the second week in May. Mix the seed with dry sand to insure even distribution, and cover but lightly.

**LARGE FLOWERING SINGLE MIXED.**

Packet, 10c; quarter ounce, 20c; ounce, 60c

**LARGE FLOWERING DOUBLE MIXED.**

Our mixture will produce a large percentage of perfectly double flowers.

Packet, 10c

**PHYSALIS.** Chinese Lantern. Hardy perennial with bright orange-scarlet lantern-like fruit. 10c



SALPIGLOSSIS

showing light and dark shadings of the ground color.  
MIXED. Packet, 10c; eighth ounce, 30c

## SCABIOSA

This is the improvement age in flowers. None has responded more kindly to the plant breeder's art than the old-fashioned pin-cushion or mourning bride, as our grandmothers called it. The true mourning bride was the velvety, almost black variety studded with the white anthers which gave it the name of pin-cushion flower. Where in old gardens only the dark variety and a rather dirty white were seen, we now have ten shades ranging from pure white through lavenders, blues, yellows, dainty pinks, roses and flesh pinks, fiery scarlet, cherry red to the black type. With their long wiry stems holding the bloom well above the foliage, they are one of the finest flowers for cutting. The plants will flourish in almost any soil but require sunshine. As they flower very freely it is necessary to keep the fading flowers cut as the formation of seed ends their season, which, with this attention, lasts till frost. The plants make good sized bushes and should be given plenty of room to develop.

**AZURE FAIRY.** Beautiful clear sky blue. A vase of Fairy Scabiosas and orange Calendulas is hard to beat. Packet, 10c

**BLACK PRINCE.** Velvety reddish black. Packet, 10c

**PEACHBLOSSOM.** A beautiful shade of peach blossom pink, of large size on long stems. Packet, 15c

**SHASTA.** A pure white of enormous size, on extremely long stems. Packet, 15c

**MIXED.** Our mixture includes many other colors besides above. Packet, 10c; quarter ounce, 20c; ounce, 60c

## PYRETHRUM

**HYBRIDUM.** Hardy perennial, bearing large daisy or cosmos-like flowers in white and colors from light pink to deep red, with bright yellow centers. One of the most graceful and lasting of cut flowers. Finely cut, deep green foliage. Blooms profusely in May and June; height 2 feet. Packet, 10c

## RICINUS

### CASTOR BEAN

**ZANZIBARIENSIS.** Half hardy annual. Rapid growing foliage plant with large palm-like leaves which range in color from bright green with green stems to deep bronze with dark stems, all having a brilliant luster. Packet, 5c; ounce, 15c

## SALPIGLOSSIS

**GLOXINIAEFLORA.** The most richly colored of all annuals except the pansy, and having the same velvety quality, is the salpiglossis or painted tongue. A bed of these beautiful plants is one of the most striking features of the garden in July and August. It needs warmth to grow and has a habit of standing still for a long time waiting for the temperature to suit it when it starts sprinting. It is best to sow the seeds where the plants are to grow and thin them, sowing in the warm days of May. It likes a fairly rich soil with full sun. Protecting with a cover of cheesecloth or newspaper prevents too rapid surface evaporation and aids successful germination. Our illustration shows the form and veining of this beautiful flower, but only nature can paint its colors. The velvety texture and brilliancy of coloring defy description. The colors run from velvety purple to almost black with lighter violet, pink, rose, crimson, and yellow and brown shades, all beautifully veined and



SCABIOSA

## SNAPDRAGON

Snapdragons were a feature of the old fashioned gardens. Then for a time they were neglected, but presently, when the improved new sorts appeared, they became one of the most fashionable bouquet flowers. Today they are being raised in gardens everywhere, since the splendid flower spikes appearing all summer are as valuable for bedding effects as for cutting. Although really

### Colossal Snapdragon

The following 12 varieties represent an entirely new race, with flowers of truly colossal size, set on stems of magnificent proportions. They are without exception of surpassing beauty.

**APPLEBLOSSOM.** Tender rosy pink with yellow lip and pure white throat.  
**BUNCH OF LILAC.** Lips and throat splendid lilac-purple, with golden yellow center.

**CANARY BIRD.** A pure and delicate canary yellow without any markings.

**CATTLEYA.** A very delicate rosy lilac over which is spread a silvery luster; lip golden yellow.

**COPPER KING.** Rich velvety glossy copper-scarlet.

**GOLDEN QUEEN.** A splendid deep golden yellow with rosy lilac throat. So closely are the flowers packed along the shaft, that it often resembles one of gladiolus.

**GOTELIND.** A lovely light orange with lemon spot on the lip; beautiful.

**OLD GOLD.** A beautiful deep tint of golden yellow, changing towards the center into a bright terra cotta.

**PURPLE KING.** Immense deep and glowing crimson-purple.

**SNOWFLAKE.** Lovely pure white, yellow throat.

**THE ROSE.** Of truly extraordinary size, and of fine tender rose color.

**WALLFLOWER.** Has the interesting brownish-orange color characteristic of the wallflower with an undertone of coppery red.

Any variety: Packet, 10c

**COLOSSAL MIXED.** All the above sorts carefully blended from separate colors, not grown in mixture. Packet, 10c; eighth ounce, 50c

**LARGE FLOWERING MIXED.** The flowers of this strain are very large, second only to the Colossal, and cover a wide range of shades and tints. Packet, 10c; quarter ounce, 35c

### STATICE

An easily grown annual which may be cut and dried like everlasting. Sow the seed in March or April and transplant to open ground after danger of frost is past. They prefer a sunny location and are rather susceptible to an excess of moisture.

**SINUATA TRUE BLUE.** Branching heads of bloom consisting of sprays of little cups of deep blue color. Packet, 10c

**SUWOROWI.** Russian. Long spikes of bright rose. Pkt., 10c

half hardy perennials, for summer garden culture the simplest way is to treat as half hardy annuals, sowing seed in February or Mar.

Do not plant snapdragons in freshly manured soil. They do best in soil which was well fertilized and cultivated the previous year. Fertilize with bone meal, and if the soil is inclined to be sour give a dressing of hydrated lime. They need good drainage, and it is better to give them a good mulch of lawn clippings in hot, dry spells than to water frequently.



COLOSSAL SNAPDRAGON

## SALVIA

**Flowering Sage.** Half hardy annual. This is one of the showiest plants, either used alone or with other plants. The flowers are of the most brilliant, dazzling scarlet, produced in endless profusion till late in the fall. If the seed is soaked it will come up clean and free from shell on the cotyledons, increasing the stand.

**SPLENDENS.** Bright scarlet, 3 feet.

Packet, 10c; eighth ounce, 30c

**BONFIRE.** Handsome, compact, globular bushes. The spikes of brilliant scarlet flowers grow erect and stand clear above the dark green foliage; 2 feet.

Packet, 10c; eighth ounce, 50c

## SCHIZANTHUS

**Butterfly or Fringe Flower.** Half hardy annual. The Schizanthus, which has become so popular for greenhouse use in winter because of its great mass of bloom in striking colors, is a fine garden annual also. It is known appropriately as the butterfly flower, from the dainty appearance of the winged and slashed flowers poised above the ferny foliage. It comes in a variety of colors from deep purple to pink and white, all handsomely blotched with a deeper color and with the characteristic slashing of the petals. It prefers fairly heavy soil and demands a good soaking occasionally in dry weather.

**DR. BADGER'S HYBRIDS.** Extra select strain. Packet, 10c

**SNOW-ON-THE MOUNTAIN.** See Euphorbia.

**SUNFLOWER.** See Helianthus.

**SWEET SULTAN.** See Centaurea.

## SAPONARIA

**VACCARIA ROSE.** The light graceful sprays of glistening pink flowers, resembling the annual baby's breath, are produced in the greatest profusion. Make successional sowings. Fine for cutting. Height 2 feet. Packet, 10c

## SOLANUM

**CLEVELAND CHERRY.** A greatly improved form of the Jerusalem Cherry. A very fine pot plant of dwarf, branching habit, bearing in the greatest profusion bright scarlet globular berries.

Packet, 10c

**SWEET WILLIAM.** See Dianthus.

## SWEET PEAS

To grow exhibition flowers of Sweet Peas observe carefully these directions:—Early planting is one of the chief factors of success, as early as soil conditions will permit. Select a light open position and dig trenches 18 inches deep and as wide. In the bottom of these place a 3 inch layer of well rotted manure, follow with 4 to 6 inches of soil, then another layer of manure, and top off with soil to which a little bone meal has been added. Plant the seed in this top soil not less than 2 inches deep. The plants should be thinned to stand about 4 inches apart, and the soil slightly hilled up to them. When they are about 5 inches high, provide support for the vines, either wire netting, brush, or twine. Cultivate once a week and water copiously in dry weather. When the buds are setting mulch the plants, preferably with rotted manure; give an occasional application of liquid sheep manure during the flowering season, applying same after rain or thorough watering. Keep the flowers picked; never allow any to form seed pods as this will surely cause them to stop flowering. If attacked by plant lice, spray with Black Leaf 40.

### NITRAGIN

Mix N. tragin, the original soil inoculator, with the seed of sweet peas and plant in the usual way. The Nitrugin bacteria feed the plants nitrogen, taking it from the air in the soil. This makes the plants strong and vigorous. The bacteria greatly multiply the nodules [lumps] on the small hairy roots. Each lump is stored-up nitrogen plant food. The more lumps, the more fertile the soil. Any excess of nitrogen not required by the plant itself remains for the benefit of future crops.



## Orchid-flowered or Spencer Sweet Peas

The best of the old fashioned or grandiflora varieties are now quite overshadowed by this wonderful type, which is quite distinct, having large, open flowers of extraordinary size, usually measuring 2 inches across, with wavy standards and wide-spreading wings, a very large percentage bearing four of these immense blossoms to the stem, which is long and strong, making them of exceptional value for cutting.

In view of the numerous recent Sweet Pea introductions, it seems necessary to restrict the offering to a carefully selected list of varieties of outstanding merit. We have made careful comparisons and take pleasure in submitting the following list, each variety the best in its respective color class.

AUSTIN FREDERICK. Giant lavender.  
 BARBARA. Salmon  
 CONSTANCE  
 HINTON. White.  
 CHARITY. A deep rich crimson.  
 SNOWBALL. Pure white.  
 HEAVENLY BLUE  
 Delphinium blue.  
 MARY PICKFORD  
 Cream pink suffused salmon.  
 HEBE. Bright pink.  
 ROYAL PURPLE.  
 ROYAL SALUTE.  
 Deep cerise.  
 PINKIE. The best of all deep rose pinks.  
 TANGERINE.  
 Glowing orange.  
 WARRIOR. Deep maroon.

Any variety  
 Packet, 10c;  
 ounce, 35c;  
 quarter pound, \$1.00  
 SPENCER MIXED.  
 This mixture is made from a formula that has been perfected after years of experiment and is a wonderful blend of 75 varieties. It contains all the best standard varieties and



HEAVENLY BLUE SWEET PEAS

all the worth-while novelties of recent years.  
 Packet, 10c; ounce, 25c; quarter pound, 75c; pound, \$2.50

GRANDIFLORA MIXED. The Grandifloras are an older type than the orchid-flowered, and the flowers are not so large, but they are foremost in ease of culture and perfume. Our mixture is a carefully proportioned one.

Packet, 5c; ounce, 10c; quarter pound, 30c; pound, \$1.00



## STOCKS

Half hardy annual. These are among the best and most popular of annuals, admirably adapted for bedding and producing a wealth of flowers for the house. In sweetness of perfume they are unsurpassed. The percentage of doubles in our Stocks equals the best strains anywhere. Be sure the soil is well limed for stocks. If it lacks lime they are likely to be a failure and produce nothing but huge bunches of leaves. Give the soil a good coating of hydrated lime, enough to whiten the soil like a light snowfall, and rake it in; six weeks later give another dressing.

**GIANT PERFLECTION.** [Cut and Come Again.] Almost a perpetual bloomer, throwing out numerous side branches, all bearing very large and double exquisitely fragrant flowers. 18 inches. Our mixture includes 12 shades. Packet, 10c; eighth ounce, 60c

**BISMARCK.** An especially meritorious class, growing from 24 to 30 inches tall, of branching habit. Very early blooming, and produces a high percentage of double, delightfully fragrant flowers of large size.

—WHITE. —ROSE. —LAVENDER. —MIXED.  
Packet, 10c; eighth ounce, 75c

## VINCA

**ROSEA.** Periwinkle. Tender perennial. Free blooming plant with dark, laurel-like foliage, and handsome salver-shaped flowers in pink and white. Height 12 inches. If sown early they will bloom the first summer. Packet, 10c

## WALLFLOWER

Half hardy perennial. The oriental coloring of the flowers in their rich reds and yellows is very effective, the peculiar sweet fragrance is sure to please. The conspicuous spikes of the double varieties have a charming effect in pots, while the more bushy growth and profuse blooming of the single ones render them exceedingly attractive in the garden.

**SINGLE MIXED.** Packet, 10c **DOUBLE MIXED.** Pkt., 10c



STOCKS

## VERBENA

Hardy annual. The Verbena is one of the most popular garden annuals and lends itself willingly to many uses. For beds, borders, mounds, vases, and window boxes it is particularly fine. The clusters of showy flowers are borne in constant succession from June until frost.

**MAMMOTH GIANT.** A magnificent strain of Verbenas, of robust compact growth and free blooming. The trusses are immense, the individual florets measuring an inch and over in diameter. These Verbenas are fixed and come true from seed.

- BLUE. White eye.
- LUCIFER. Vivid scarlet self, nearly twice the size of the Lucifer in the older Mammoth type.
- PURE WHITE. Immense size.
- ROSEA STELLATA. Pure rose pink, large white eye.
- LUMINOSA. Gigantic blooms of luminous flame pink toning to softer shades of salmon, flesh, and coral, giving the whole a most beautiful and almost indescribable color that must be seen to be appreciated.

Any variety:— Packet, 15c  
**MAMMOTH MIXED.** Packet, 10c; quarter ounce, 50c

## VIOLA

**GRACILIS.** This variety of Tufted Pansies most closely resembles the true sweet violet, and is the best of all the violas. It blooms continuously, producing deep violet blue flowers on long stems well above the foliage. Packet, 25c



MAMMOTH GIANT VERBENAS

## ZINNIA

Few flowers are so easily grown from seed sown in the open ground, or bloom so abundantly and continuously as this hardy annual. Marvelous improvement has been wrought in the newer strains. Gone are the dead yellows and the obnoxious magentas and purples, and in their place we have strikingly brilliant shades of golden orange, dark glowing red, beautiful rose and salmon, unique lavender and violet, and pure white. The burnt orange and crimson shades are particularly vivid while a range of soft yellows, pinks and salmons are unusually attractive.

Seed may be sown in the open ground about May 1. There is nothing gained by planting zinnias earlier, as they do not start their rapid growth until the days grow warm. They delight in a warm, mellow soil and plenty of water.

During the month of August zinnias are almost incomparably bright the flowers studding the plants so thickly that the effect is the most brilliant of all the summer annuals.

**COLOSSAL.** The flowers are of enormous size, thickly set with velvety petals. Plants are of extremely robust habit, and attain a height of about 3 feet.

—BURNT ORANGE. —CRIMSON. —LAVENDER.  
—ROSE QUEEN. —SALMON. —VIOLET.  
—GOLDEN YELLOW. —WHITE.

Any variety:— Packet, 10c; quarter ounce, 50c; ounce, \$1.50  
—MIXED. Our mixture includes, besides the colors listed above, many other shades from our grower's trial grounds.

Packet, 10c; quarter ounce, 40c; ounce, \$1.25

**DAHLIA FLOWERED.** This type, the latest and most remarkable development in zinnias, bears flowers of great size, and the colors are the most refined that have yet been produced in this flower. In contrast to the colossal varieties, the blooms are made up of small individual petals which stand well apart and give the general appearance of a perfect Decorative Dahlia. Being still very new, it is subject to mutations, and we are offering the separate colors with the understanding that there will be a certain percentage of variations until they become fixed stock.



DAHLIA FLOWERED ZINNIA

—EXQUISITE. Light rose with center a deep rose.  
—GOLDEN STATE. A very rich orange yellow.  
—CRIMSON MONARCH. Largest and best of the red shades  
—ORIOLE. An immense orange and gold bicolor.  
—DREAM. A fine, deep lavender, turning to purple.  
—POLAR BEAR. A very large pure white.

Any variety:— Packet, 25c; eighth ounce, 65c  
—MIXED. Our mixture includes, besides the above six varieties nine additional sorts. Packet, 20c; eighth ounce, 50c

**LILIPUT MIXED.** Handsome little bushes, 12 inches high, fairly bristling with tiny, short-stemmed, double flowers. Packet, 10c

## Climbing Vines from Seed

**ADLUMIA. CIRRHOSA.** Allegheny Vine. A graceful hardy biennial climber. The first season it forms neat little bushes about a foot high, with feathery foliage closely resembling that of the Maiden Hair Fern, furnishing one of the most beautiful greens for cut. The next season it climbs and produces its flesh-colored, tube-shaped flowers. Packet, 10c

**HYACINTH BEAN.** Of quick growth, the foliage dense and handsome, the flowers abundant and pretty, and the seed pods shining purple-violet. Packet, 5c; ounce, 20c

**SCARLET RUNNER BEAN.** Cultivated for the beauty of its sprays of bright scarlet flowers chiefly, though it is also a useful vegetable; 6 to 10 feet; half hardy annual. Packet, 10c; half pound, 25c; pound, 45c

**CANARY BIRD VINE.** One of the most charming climbers, bearing an abundance of bright yellow fringed flowers; 10 feet; half hardy annual. Packet, 10c; ounce, 40c

**COBAEA. SCANDENS.** A rapid growing climber sometimes attaining a height of 30 feet a season. Flowers bell-shaped, first green, changing to a deep blue-violet. Plant seeds edgewise. Packet, 10c

**NASTURTIUM.** See page 47.

**GOURDS.** All of this genus are of rapid growth and produce fruit of peculiar and varied form. Half hardy annual. MIXED. Packet, 5c; ounce, 25c


**JAPANESE HOP.** It resembles in habit our common hop, but the foliage is more deeply cut, and very dense. A very rapid grower. Hardy annual. Packet, 10c

**IPOMOEA. —CARDINAL CLIMBER.** This glorious and absolutely distinct annual is undoubtedly one of the most beautiful and brilliant climbers ever produced. Strong and rapid grower, attaining a height of 25 feet, with beautiful fern-like foliage and literally covered with a blaze of fiery cardinal red flowers, about one and one-half inches in diameter and borne in clusters of from 5 to 7. Sow after May first in sunny situation and rich soil. Packet, 10c

—PURPUREA. Morning Glory. MIXED. Pkt., 5c; ounce, 15c  
—IMPERIALIS. Japanese Morning Glory. The flowers are of exquisite beauty in form and coloring and of enormous size. The colors range from snow-white to deepest purple, with all intermediate shades; some are interestingly spotted, striped, flaked, mottled, splashed, or bordered. The seed should be soaked for 24 hours. Packet, 10c; ounce, 30c

—RUBRO-COERULEA. HEAVENLY BLUE. Pure sky blue flowers delicately shading to white at the center. Should be started in pots to confine the roots to produce flowers. Packet, 15c

**SWEET PEAS.** See page 52.



## DAHLIAS

No flower can equal the Dahlia during its season in August and September for brilliance and purity of color, variety of form, and profusion of bloom. After a period of comparative neglect, it is now more popular than ever, and rightly so, for the present day dahlia is one of the most magnificent creations of horticulture, giving in some varieties huge blooms measuring ten inches across.

### CULTURAL DIRECTIONS

For the successful culture of dahlias four points must be observed carefully, and any failure may usually be attributed to neglect to follow one or more of these:—

- I. Plant late.
  - II. Plant well separated tubers and prune rigidly.
    - I I. Do not plant in too rich soil or overfeed.
    - IV. Keep soil moisture uniform.
  - I. Dahlias will not produce the best blooms until August, no matter how early you may plant them. If planted too early growth will be considerably advanced by July or August. If the weather at that time is ordinarily hot, the chances are that the growth will be checked, and disappointment follows. Furthermore, too early planting, when the ground is cold, makes hard, woody growth; then the plants are all foliage, no flowers. June 1 is about right.
  - II. Planting too many tubers in a hill has a tendency to make dahlias run to foliage at the expense of bloom. As soon as the shoots appear, remove all but two or three of the strongest.
  - III. Dahlias require an open sunny position, and will do better in light, sandy soil, but it is a mistake to suppose that the soil must be rich; in fact, it is better to use no fertilizer until the plants are about 20 inches high, then mulch with 4 inches of well rotted stable manure, which should be kept wet. When the buds have set, give an occasional application of liquid sheep manure.
  - IV. Bloom, which is sometimes so shy in the dahlia family as to discourage the grower, is largely dependent upon maintaining a steady growth. The trick in dahlia growing is to supply sufficient moisture to maintain vigorous growth without making it sappy. It is a matter of experiment and practice. If the dahlia suffers a check in its summer growth due to lack of water, the stem turns woody and there will be no flowers worth mentioning. This does not imply that you should drench your dahlias daily, for this forces soft growth. Water thoroughly when needed, not merely a top sprinkling, and rely upon frequent cultivation to conserve moisture.
- Place stakes firmly beside the dahlia when planting it. It is almost impossible to plant the stakes without injuring the tubers after the plants are in full growth.

## SHOW DAHLIAS

Perfectly double, globular or ball-shaped flowers, with quilled, incurved petals.

- A. D. LIVONI. Beautiful soft pink, full to the center; early and profuse. Each, 35c
- CUBAN GIANT. Very large bright crimson maroon. Each, 35c
- JEAN KERR. Let the weather be as it may, and no other dahlia blooming, Jean Kerr will be a mass of flowers. It is one of the first to flower and blooms continually until killed by frost. Pure white blossoms, carried gracefully on long and strong stems well above the foliage. We list it as a Show Dahlia, though it may also be termed a short-petaled Decorative. Each, 50c
- QUEEN OF YELLOWS. Pure yellow quilled. Each, 35c

## PEONY DAHLIAS

The extra long, wiry stems of this type are crowned with flowers composed of several rows of petals surrounding a conspicuous yellow disc. The petals are curiously curled, giving the flower the form of a semi double peony.

- DIEMONT VON BIJSTEIN. The flowers are a most delicate lilac mauve with bluish tints. They are borne on long wiry stems and are produced in great abundance. Each, 50c
- GE.SHA. Rich combination of scarlet and gold, the center being yellow which becomes suffused with and deepens to scarlet at the center of the petals, shading lighter at the edges. The petals are peculiarly twisted and curled. Each, 75c
- HON. R. L. BORDEN. Distinct, rich golden bronze. One of the finest. Each, 50c
- MEYERBEER. Deep crimson-purple, most distinct and striking. Largest peony dahlia in commerce; very strong stem. Each, 50c

## SINGLE DAHLIAS

Of free-branching habit; early, profuse, continuous bloomers; flowers 4 to 6 inches across, on very long stems; splendid for cutting.

- ROSE PINK CENTURY. Clear rose pink. Each, 35c
- SCARLET CENTURY. Brilliant scarlet, with a golden disc. Each, 35c
- WHITE CENTURY. Snow-white with large overlapping petals. Each, 35c

PLACE ORDERS EARLY TO ASSURE COMPLETE SELECTION

## DECORATIVE DAHLIAS

These are the large flowering dahlias with loose, open outline, an intermediate form between the Cactus and Show types, with broad, flat petals, sometimes reflexed, incurved, or curiously twisted. They are strong, vigorous growers and can be cut on long stems.

**DELICE.** A fine pink decorative, not very large but excellent in form, perfect in type, superb yet delicate in coloring, it must appeal at once to everyone. Bright pink suffused with lavender pink.

Each, 35c

**GEORGE WALTERS.** Produces its large blooms on extra long strong stems; color salmon with shrimp-pink shadings. Each, 75c  
**HORTULANUS VIET.** A giant flower of splendid form and delicate shrimp-pink color, the tip of each petal touched with gold; the whole flower suffused with tints of red and yellow, producing a softness and glow of unusual beauty. Each, 75c

**JACK ROSE.** Its color is that rich velvety crimson which has such an appeal with everyone. Its form is that of an open rose, but always well filled in the center. Each, 35c

**INSULINDE.** An immense flower borne on rigid, stiff stems, holding the flower erect; the color is a combination of true autumn shades, being golden ochre suffused salmon red, deepening towards the center. The petals are curled just enough to form a perfect and graceful flower. Each, \$1.00

**JERSEY'S BEAUTY.** The finest true pink decorative dahlia. The large flowers are of perfect form, supported on long, straight, stiff stems. A free, early bloomer with exceptional keeping qualities. Each, \$2.00

**JUDGE MAREAN.** A combination of glowing salmon pink, iridescent orange red, pure gold, and yellow, all blending most harmoniously. Each, \$1.00

**MINA BURGLE.** A rich, luminous, dark scarlet, on long, stiff stems; splendid for cutting and garden decoration; very free flowering; dark green, healthy foliage. Each, 35c

**OREGON BEAUTY.** Is an intense oriental red, with golden sheen and garnet suffusion. A sort that stands out prominently in its brilliantly gorgeous coloring. Large flowers on long stems. Each, 50c

**PATRICK O'MARA.** The flowers are 8 inches and more in diameter and borne on long, erect, strong stems. The color is an unusual soft and pleasing shade of orange buff, slightly tinged with Neyron rose. The best autumn shade variety in existence. Each, \$1.00

**PRIDE OF CALIFORNIA.** A brilliant, glowing cardinal red, the best of its color. The flowers are large, of fine form, and of good keeping qualities, held high on long, rigid stems. Each, 75c

**SNOWDRIFT.** For garden decoration nothing compares with this splendid giant variety with its broad waxy white petals forming a most perfectly shaped flower on comparatively dwarf plants, on stiff stems, always. Each, \$1.00

## CACTUS DAHLIAS

The petals of this class are very long, pointed, and beautifully twisted. They are divided into two classes:—True Cactus, with petals long, narrow, incurved, or twisted, with sharp points. Hybrid Cactus, with shorter, broader, flatter petals, not so pointed.

**COUNTESS LONSDALE.** True Cactus. Beautiful salmon-pink; very large. Most profuse; one of the best. Each, 35c

**GAY PAREE.** Or Jean Chazot. Hybrid Cactus. Beautiful golden bronze with just a faint suffusion of Nasturtium red. Flowers are of graceful formation, held high on long, stiff, wiry stems. Early and continuous bloomer. A fine exhibition variety. Each, \$1.00



DECORATIVE TYPE OF DAHLIA

## CACTUS DAHLIAS

**GLADYS SHERWOOD.** Hybrid Cactus. The largest white cactus, deep and full to the center, curling petals of glistening white. Wonderfully profuse. Each, \$1.00

**KALIF.** Hybrid Cactus. The truly majestic flowers of this remarkable variety attain gigantic proportions and are borne on long, stiff, erect stems. They are of perfect form, of brilliant scarlet color, slightly shaded terra cotta. Each, 75c

**MARGUERITE BOUCHON.** True Cactus. A beautiful shade of soft yet brilliant light pink with large white center and white tips. Probably the most beautiful of the cactus type. Flowers of perfect form, very large, carried well above the foliage on long, stout stems. Each, 50c

## LILIES

Too much cannot be said in praise of the Lily, with eminent propriety styled the 'Queen of Flowers'. No flower is more expressive of queenly beauty and faultless purity than the Lily, and no garden can be considered complete without them. Once properly planted, they are, with the exception, probably, of Auratum, absolutely to be depended upon to produce for years increasing wealth of grandest bloom.

Select a well drained spot, dig the soil deep, and add a liberal quantity of sand. Allow no manure to come into contact with bulbs. An excellent plan is to set bulbs on an inch of clean sand; this keeps them sound by insuring proper drainage. It is also well to lay the bulbs on their sides to prevent water from settling in the scales and causing decay. To protect against fungus, dust the bulbs before planting with sulphur, or better still, with Semesan or Uspulun.

**AURATUM.** The glorious gold-banded Lily of Japan, and one of the grandest plants in cultivation. The immense ivory white flowers are thickly studded with crimson spots, while in the center of each petal is a golden band, fading at its edges into the white; deliciously fragrant. Do not lime the soil; Auratum is one of the few exceptional plants which want an acid soil. Plant them 8 inches deep. Each, 35c; dozen, \$3.50

**TIGRINUM SPLENDENS.** Orange-red with purple spots on reflexed petals. Plant 8 inches deep. Each, 35c; dozen, \$3.50



CACTUS TYPE OF DAHLIA

**REGALE.** In the Regal Lily we have a variety that safely withstands our northern winters, practically never winter killing if given a protective mulching in the fall, and which also stands up bravely during the heat of midsummer. It usually begins blooming the first half of July and continues for three weeks. Flowers are more or less wine colored without, pure white and lustrous on the face, clear canary yellow within the tube, and each stamen tipped with a golden anther. Fragrant. Plant 6 inches deep.

Each, 75c; dozen, \$7.50

**SPECIOSUM ALBUM.** Beautiful recurved petals, pure white with a greenish band through the center of each petal; fragrant. Plant 8 inches deep. Each, 35c; dozen, \$3.50

**SPECIOSUM RUBRUM.** These magnificent flowers are deep rosy or carmine crimson, with deeper colored spots, and a narrow white margin. Plant 8 inches deep. Each, 35c; dozen, \$3.50

## MISCELLANEOUS SPRING BULBS

### TUBEROUS ROOTED BEGONIAS

These showy flowers are very popular for bedding and for porch and window boxes in semi-shaded places. From the time the first flowers expand until frost puts a stop to further blooming they are literally covered with flowers of the richest colors, more brilliant than the most dazzling geraniums. They want protection from hot sun. **RED. PINK. SALMON. ORANGE. WHITE.** Each, 25c; dozen, \$2.50

### CALADIUM

**Elephants' Ears.** One of the finest sub-tropical plants, very effective in combination with Cannas or Castor Beans. Need rich soil and abundant supply of water. Each, 15c; dozen, \$1.50

### TUBEROSES

Pure white, perfectly double, delightfully fragrant. Start in pots and set out end of May. Each, 8c; dozen, 75c

# GLADIOLI

Few flowers have gained more rapidly in public favor than the gladiolus. Gladioli will thrive in almost any good soil except a stiff clay. They require full sunlight, and should be planted 4 inches deep and 6 inches apart. Treat the corms with Semesan or Uspulun. Planting every 10 days from April to the middle of June will provide flowers from August to October. If the spikes are cut when the lowest flower is in bloom, the others will open in succession, and remain fresh a week or ten days.

- AMERICA. A beautiful soft flesh pink, slightly tinged lavender.
- ANNA EBERIUS. Dark velvety purple, throat deeper.
- BARON J. HULOT. Rich royal violet-blue; in combination with yellow it is very fine.
- CHICAGO WHITE. The earliest gladiolus. Flowers well expanded, pure white with faint lavender streaks.
- CRIMSON GLOW. A perfect, very large, glowing deep scarlet crimson; massive, tall, strong spike.
- EMPRESS OF INDIA. Rich dark maroon, almost black; rare.
- EVELYN KIRTLAND. A beautiful shade of rosy pink, darker at the edges, fading to shell-pink at the center, with brilliant scarlet blotches on lower petals. Very tall spike.
- GOLDEN MEASURE. The first really rich yellow large flowering variety; a handsome spike well filled with golden blooms.
- HALLEY. Lovely salmon-pink, lower segments blotched creamy yellow, with carmine markings.
- HERADA. Very large flowers of pure mauve with deeper markings in the throat; an unusual color and very effective. Tall and straight spike.



PRINCEPS GLADIOLI

- MR. MARK. Lobelia-violet suffused Saccardo's violet; throat barium-yellow with a blotch of amaranth-purple. This is one of the best of those commonly known as light blue varieties.
- MRS. DR. NORTON. Pure white with tips of petals suffused La France pink; the lower petals have a blotch of primrose yellow.
- MRS. FRANCIS KING. Long, effective spike; color brilliant vermilion-scarlet; always vigorous and healthy.
- MRS. FRANK PENDLETON. One of the finest varieties yet produced. Color is delicately flushed salmon-pink, its beauty enhanced by a rich maroon blotch on the three lower petals. The very large blooms are wide open, on slender but wiry stems.
- MRS. WATT. A rich glowing American Beauty shade of red.
- MYRTLE. A tender and delicate clear rose pink; very beautiful.
- NIAGARA. Delicate cream-yellow with lower petals blending to canary yellow; throat splashed with carmine. Tall and straight.
- ODIN. Salmon with dark blotch; large flower; very fine.
- ORANGE GLORY. Bright orange with slight purple and white markings in throat.
- PANAMA. Rich rose pink; spike very long and flowers large.
- PEACE. Immense pure white flowers with a touch of pale carmine violet in the lower petals; tall and graceful spikes.
- PINK PERFECTION. Magnificent soft appleblossom pink with chamois suffusion.
- PRINCE OF WALES. Large, tall, sturdy variety with heavy spikes of blooms of apricot-pink suffused salmon.
- PRINCE'S. Amaryllis-like blooms of rich crimson with broad white blotches on the lower petals.
- SCHWABEN. Clear canary yellow shading to a soft sulphury yellow when open, with a small blotch of garnet in the throat.
- WAR. Deep blood-red with darker shadings; massive, tall spike.
- WILLY WIGMAN. Creamy white with large scarlet blotch.

## PRICE LIST OF NAMED VARIETIES OF GLADIOLI

Each Doz. 100		Each Doz. 100	
America.....	06 60 4 00	Mrs. Watt.....	10 1 00 7 00
Anna Eberius..	12 1 20 8 00	Myrtle.....	10 1 00 7 00
Baron J. Hulot.	10 1 00 7 00	Niagara.....	10 1 00 6 00
Chicago White.	06 60 4 00	Odin.....	10 1 00 7 00
Crimson Glow.	10 1 00 7 00	Orange Glory..	15 1 50 10 00
Empress of India	10 1 00 8 00	Panama.....	08 90 6 00
Evelyn Kirtland	10 1 00 8 00	Peace.....	08 90 6 00
Golden Measure	15 1 50 12 00	Pink Perfection.	12 1 20 8 00
Halley.....	07 70 5 00	Prince of Wales	10 1 00 7 00
Herada.....	12 1 20 8 00	Princes.....	12 1 20 8 00
Mr. Mark.....	15 1 50 10 00	Schwaben.....	08 90 6 00
Mrs. Dr. Norton	10 1 00 7 00	War. ....	12 1 20 8 00
Mrs. F. King...	06 60 4 00	Willy Wigman..	10 1 00 7 00
Mrs. Pendleton.	10 1 00 7 00		

## DALLWIG'S SPECIAL COLLECTIONS OF GLADIOLI

We put up these fine collections to meet the demand of those who want something decidedly better than the usual run of mixtures. They are the highest quality blendings of the many excellent named varieties offered by us, and will insure exceptional results.

COLLECTION NO. 1. Contains one each of 12 varieties. .85


COLLECTION NO. 2. Contains one each of 24 varieties. 1.75

POPULAR MIXTURE. This mixture insures a wide range of colors and shades; all common sorts have been eliminated.

Dozen, 50c; 100, 3.50

PRIMULINUS HYBRIDS. Distinct from the large Gladioli, being of more slender growth, the orchid-like flowers set airily on the slender yet strong spikes; the range of colors is brilliant and beautiful; especially valuable for cutting.

Dozen, 60c; 100, 4.00



There is not a time during the whole flower season in which some hardy perennial is not in bloom, and a good selection of these plants will make the garden a source of unflagging interest.

They require the least possible care and attention, as when planted in well-enriched soil they live for years, annually increasing in size of plant and wealth of bloom. They need only a little stirring of the soil now and then, with a fair mulching after the ground is frozen in the fall.

Unless you plant a hardy garden, you will miss the beauty of the Hardy Asters with their tumbling, billowy masses of flowers; the Columbines, graceful in foliage and bloom and exquisite in coloring; the Chrysanthemums, gay and beautiful late in fall when garden flowers are rare; the brilliant Gaillardias, which impart such gaiety and joyous exuberance to a garden with their masses of red and yellow; the beautiful gauze-like flowers of Gypsophila; the stately Hollyhocks, towering high above their neighbors; the rare and ethereal beauty of the German Iris in its soft, iridescent coloring and its frail orchid-like formation; the Japan Iris in its magnificent blaze of splendor; the Larkspur, the loveliest of all the tall blue-flowered hardy perennials; the gorgeous Oriental Poppies, whose brilliant color fires the imagination with visions of the mystic Orient; the Hardy Phlox, redolent in its associations with the old fashioned garden; the Peonies, those great big-hearted flowers of June; and a host of others, too numerous to mention.

A well-planned and well-planted garden of hardy plants begins its season with earliest spring, and almost every week something new comes into bloom, furnishing a constant variation so different from the monotony of formal beds. The hardy garden is never tiresome; its past is a pleasant memory, its future a delightful anticipation.

For convenience, this list includes also biennials. Most varieties we furnish in strong field grown stock.

#### COLOR ARRANGEMENT IN HARDY BORDERS

Here there is a splendid chance for the display of individuality and taste. With hardy perennials it is within the power of everyone to make a perfect picture of his garden by artistic grouping. Strive for harmony, rather than abrupt contrasts, and where possible seek for large effects. Patchiness should be avoided, colors should blend, and where transition is otherwise difficult, we can always avail ourselves of white and green, the great harmonizers.

Purple and lilac group well together but should be kept apart from red and pink. Pass to the brighter and warmer colors through the medium of white and pale yellow. These two colors are also the best to approach blues. Blue has the extraordinary quality of lending distance and depth to a garden. Beautiful effects are possible with blue alone, massed against a background of foliage.

The warm colors blend readily, so there is seldom any difficulty in handling reds, pinks, orange and yellow.

#### PRICES OF PLANTS

The cost of labor and time involved in collecting, labeling and assembling long and extended lists of plants when ordering one of a kind, compels us to charge proportionately higher prices for single plants. To induce our customers to buy at least three of a kind, we make the price per three and per dozen especially attractive. Except when we price them singly, we prefer not to sell less than three plants of a sort, but will do so at an advance of 20 per cent. If to be sent by parcel post add postage as follows:—

3 plants or less 10c; 12 plants 25c

We accept no responsibility for delays.

#### ACHILLEA

**PTARMICA, THE PEARL.** Yarrow. Double white flowers like miniature pompon chrysanthemums, fine for cut; blooms all summer; height 2 feet.

#### ACONITUM

**NAPELLUS.** Monkshood. Stately plants 3 to 4 feet high, with palmately divided foliage and long spikes of curiously hooded, dark blue flowers in July and August, providing a continuation of blue for the garden after Larkspurs are past their best.

#### ALYSSUM

**SAXATILE COMPACTUM.** Flat heads of bright golden yellow flowers in early spring; fine for borders and rockeries; one foot.

PRICES ALL VARIETIES ON THIS PAGE

3 plants of a kind for 75c; 12 plants of a kind for \$2.50



ANCHUSA

## ANCHUSA

**ITALICA, DROPMORE VARIETY.** One of the most beautiful blue perennials, forgetmenot-like blue flowers in great profusion, lasting in bloom nearly two months; 4 feet. Planted with Miss Lingard Phlox or with Coreopsis is lovely. Needs light, rich, well drained soil, as it is not reliably hardy on heavy, wet soil.

## ANTHEMIS

**TINCTORIA KELWAYI.** Hardy Golden Marguerite. Daisy-like yellow blossoms, good for cutting, produced from June to October; height 2 feet.

## AQUILEGIA

In the garden of hardy flowers the Columbines or Aquilegias deserve distinguished consideration and a place of honor. Lovely and graceful in foliage and bloom, exquisite in coloring, absolutely hardy and thrive in sun or shade.

**LONG SPURRED HYBRIDS.** This is a magnificent strain in the greatest variety of colors and shades, and with large flowers all with long spurs.

**COERULEA.** Rocky Mountain Columbine. Sepals deep blue, petals white.

## ARABIS

**ALPINA.** Rock Cress. Produces a mat of snowy white flowers in early spring; splendid for rock-work; 6 inches high.

## ARTEMISIA

**LACTIFLORA.** Form freely-branched, astilbe-like pyramids of bloom composed of small, oval, milk-white flowers. 4 feet.



AQUILEGIA

## ASTERS

**ALPINUS.** Bright purple-blue; good for borders and rockeries. May-June; 9 inches.

**NOVAE ANGLIAE.** The chief glory of the garden in the fall is the riot of color furnished by the tumbling, billowy masses of the Hardy Asters. *Novae Angliae* is a showy bright violet-purple, 4 feet high, blooming in September and October.

—**ROSEUS.** A purplish mauve form of the above.

**NOVI BELGII, ST. EGWIN.** Soft rosy pink, very free flowering; 3 to 4 feet.

## BOCCONIA

**CORDATA.** Plume Poppy. Large heart-shaped leaves and nodding panicles of creamy white flowers in July and August; 7 feet. Useful for background and among shrubbery.

## BOLTONIA

**ASTEROIDES.** Aster-like white flowers in great profusion; 5-6 ft. September-October.

**LATISQUAMA.** Delicate pink suffused with lavender; 4 to 5 feet.

## CAMPANULA

Nothing can surpass in grace the clusters of blue, pink, and white flower bells that distinguish the Campanulas or Bellflowers. They are indispensable plants of much variety of form, some being of tall and imposing habit, while others are dwarf, compact little plants suitable for edging and rock-work. The dominant color of this extensive and exquisite family is blue, but there are also white varieties and a few pink.

**CARPATICA.** Carpathian Harebell. 8 inches. The clear dark blue flowers appear from June to October, fine for rockeries.

**MEDIUM CALYCANTHEMA.** Cup and Saucer Canterbury Bell. Biennial. 2 to 3 feet. July. Very large bell or trumpet surrounded by a collar of the same color. They will respond to a little feeding of sheep manure by marked increase in size and number of flowers. We offer blue, white, and pink in mixture.

**PERSICIFOLIA.** Peachleaf Bellflower. Broad, salver-shaped blue flowers arranged along a slender spike; 2 feet; June and July.

—**ALBA.** A white flowered form of the above.

## CHRYSANTHEMUM

**HARDY GARDEN.** Chrysanthemums produce a lavish display of bloom, giving color, life, and beauty to the garden at a time when most other flowers have succumbed to frost, and are therefore doubly desirable. Given a well drained location, and a covering of leaves, they are perfectly hardy. Pinch out the tops at planting time to make them bushy.

Our restricted list is the result of a carefully conducted process of elimination. We have tested many varieties, and you may be sure that these are among the earliest, fit for northern gardens.

**A. BARHAM.** Orange bronze.

**CHAMPAGNE.** Ruby red.

**CRANFORD WHITE.** Pure milk white.

**EDEN.** Bright rose.

**WOLVERINE.** Bright yellow.

3 plants of a kind for 90c; 12 plants of a kind for \$3.00

PRICES ALL VARIETIES ON THIS PAGE UNLESS OTHERWISE NOTED

3 plants of a kind for 75c; 12 plants of a kind for \$2.50





COREOPSIS

**COREOPSIS**

LANCEOLATA. One mass of golden yellow, daisy-like flowers produced all summer on long, graceful stems; invaluable for cutting; 2 feet; prefer sun.

**DELPHINIUM**

The modern Delphinium is one of the loveliest of all the tall blue hardy perennials. Larkspurs add a color to the garden which is none too plentiful, the foliage is graceful, and the habit stately. Planted in small groups or in great masses, as a background to the hardy border, or in combination with shrubs, they are alike beautiful. They are not exacting and their culture is very simple. They do well in ordinary soil, to which some bone meal and a little hardwood ashes have been added. Liberal watering is necessary, especially in dry spells, to secure flower spikes of greatest size. Dust plants with sulphur or spray them with Pyrox every couple of weeks. In late fall sift a little coal ashes over the crowns to protect them from the white grub.

BELLADONNA. This is the most free and continuous blooming larkspur; the clear turquoise blue of its flowers is not equaled for delicacy and beauty.

BELLAMOSUM. This is a rich, deep blue form of the popular light blue Belladonna, having the same free-blooming quality.

XXX HYBRIDS. This is undoubtedly the finest strain of mixed hybrids ever offered. They have a dignity peculiarly their own—tall, graceful spikes of bloom, covered from top to bottom with captivating blooms in charming color combinations, ranging through the whole gamut from palest azure tints to the deepest and most exquisite hues of amethyst and purple.

**DIANTHUS**

ALLWOODI. New perpetual blooming hardy pinks. This is an important addition to our list of perennial plants. They are perfectly hardy and flower continuously from early spring until late in fall; the flowers are much more substantial and larger than those of the old type of pinks, and are borne on long stems suitable for cutting; deliciously clove-scented. Mixed colors.

BARBATUS. Sweet William. A well known, old fashioned hardy plant —PINK BEAUTY. —SCARLET BEAUTY. MIXED.

CAESIUS. Cliff Pink. Delicate rose pink, fragrant; 6 inches; fine rock plant.

CARIOPHYLLUS. Double garden carnation; hardy biennial; mixed colors.

DELTOIDES. Maiden Pink. 9 inches. Single rose pink flowers in June and July. Splendid for rock-work.

PRICES ALL VARIETIES UNLESS OTHERWISE NOTED

3 plants of a kind for 75c; 12 plants of a kind for \$2.50

**CHRYSANTHEMUM — Hardy Daisy**

SHASTA DAISY, THE SPEAKER. The newest and largest of the Shasta Daisies, with flowers 5 inches across of purest glistening white, with broad overlapping petals, borne on long, wiry stems from July to October. 2 feet.

**CENTAUREA**

MONTANA. Perennial blue cornflower; height 2 feet; July to September.

DEALBATA. Persian Centaurea. Bright rosy purple flowers; 18 inches.

**CERASTIUM**

TOMENTOSUM. Snow in Summer. Spreading plant with silvery foliage and small white flowers; May and June; 4 to 6 inches high; excellent for rockeries.


**CLEMATIS**

DAVIDIANA. Bushy type with delightfully fragrant, hyacinth-like, tubular flowers of deep lavender blue in August and September; 3 feet. 50c

RECTA. Small, white, fragrant flowers borne in showy clusters during July; 3 feet.



DELPHINIUM, XXX HYBRIDS



DIGITALIS

### GAILLARDIA

**GRANDIFLORA COMPACTA.** Nothing imparts such gaiety and joyous exuberance to a garden as an abundance of hardy gaillardias. Their honest open faces greet you every day from July to October, a feature not often met with in perennials. How they revel in the sunshine! A garden without Gaillardias would be lacking something indeed. Generally the daisy-like flowers show several contrasting circles of color, such as crimson and yellow, orange and copper, etc.

### GEUM

**COCCINEUM, MRS. BRADSHAW.** Large, brilliant crimson-scarlet, buttercup-like double flowers all summer; 15 inches; fine for rockeries and borders; good for cutting.

### GYPSOPHILA

**PANICULATA.** Baby' Breath. Beautiful gauze-like minute white flowers in July and August; a splendid foil among strong colors; 2 to 3 feet.

**REPENS.** A trailing variety 6 inches high, excellent for the rock garden, with myriads of tiny white flowers in July and August.

### HOLLYHOCKS

Many of the old fashioned flowers that were once so popular, and then for a time seemed to lose their prestige, are again commanding the attention of gardeners. Prominent among this class are the Hollyhocks. Tall, stately, and picturesque, they stand towering far above many other flowers and give to the immediate surroundings a singular beauty. They may be termed one of the great powers of July. To prevent spread of rust spray with Pyrox when still small and at intervals of several weeks.

**CHATER'S PRIZE.** Large flowers with high percentage of doubles. Mixed colors.

**ALLEGHENY.** Single, semi-double and double with fringed flowers. Mixed colors.

### DICENTRA

**SPECTABILIS.** The old fashioned Bleeding Heart with long racemes of pink heart-shaped flowers in May and June; 2 feet; good for in shade. 75c

### DIGITALIS

**GIANT SHIRLEY.** This wonderful strain of Foxgloves is very vigorous, the plants reaching a height of 5 to 6 feet, with spikes of bloom over 3 feet long, closely set with large bell-shaped blossoms, ranging in color from purest white to dark rose, handsomely spotted and blotched with crimson, maroon, and chocolate. Biennial.

### ERYNGIUM

**SEA HOLLY.** Finely cut, spiny, bluish green foliage terminating in numerous amethyst blue, thistle-like flowers from July to September. 2 to 3 feet.

### EUPATORIUM

**AGERATOIDES.** Both the foliage and the dense heads of minute, pure white flowers resemble *Ageratum*. Splendid for cutting; blooms in August and September; 3 feet high.

### FUNKIA

Plantain or Day Lily. Have massive foliage and lily-like flowers in terminal racemes. Bloom in August. 12 to 18 inches. Good for shaded positions.

—**LANCEOLATA.** Lilac.

—**UNDULATA MEDIO**

**VARIEGATA.** The foliage is silvery white lined green; flowers lilac.



HOLLYHOCKS

PRICES ALL VARIETIES ON THIS PAGE UNLESS OTHERWISE NOTED

3 plants of a kind for 75c; 12 plants of a kind for \$2.50

**HELENIUM**

**RIVERTON GEM.** Sneezewort. Among the best of the hardy perennials blooming in August and September. Tall, stout stems with broad-spreading clusters of daisy-like flowers of rich crimson brown and old gold changing to wallflower red; 4 feet.

**HELIOPSIS**

**PITCHERIANA.** Orange Sunflower. Rich chrome yellow, 2 inches in diameter; middle of July to end of August; 3 feet.

**HEMEROCALLIS**

Yellow Day Lily. Blooms during June and July; 3 to 4 feet.  
**FLAVA.** Deep lemon yellow. **FULVA.** Dusty orange.

**HEUCHERA**

Alum Root or Coral Bells. The foliage is handsome, deep green in summer, with autumnal shadings in fall; from this rise to a height of about 18 inches slender, swaying stems clothed with numerous small, coral-like bells. Excellent for rockeries and cut.  
**BRIZOIDES.** Pink Bells. Rosy carmine flowers June to August.  
**SANGUINEA.** Coral Bells. Coral-scarlet; June to September.

PRICES ALL VARIETIES LISTED ABOVE

3 plants of a kind for 75c; 12 plants of a kind for \$2.50



IRIS PALLIDA DALMATICA

**THE IRIS**

There is a peculiar charm about the Iris that appeals irresistibly to those whose taste for the refined and delicately beautiful leads them to seek close acquaintance with it. The rare and ethereal beauty of its soft, iridescent coloring and its frail, orchid-like formation cause you to linger spellbound and fascinated.

**GERMAN IRIS**

Under this head are included all the varieties of Iris germanica and the closely related species, with their many hybrid forms, and all their wonderful combinations of color. They are often called the "Orchids of the Garden", and well they may be, for they out rival the orchid in the delicacy and wide range of their colors. They are sun-loving plants, preferring good drainage, and may be grown in a dry soil where little else will thrive. Barely cover the rhizomes, and use no manure. A light application of bone meal and lime once a year is all that is needed.

**BLACK PRINCE.** Very deep velvety purple throughout.

**CELESTE.** Standard delicate clear azure blue, falls deeper.

**FLORENTINA ALBA.** Pearly white with a trace of pale blue.

**GERTRUDE.** Deep violet blue; very fragrant.

**HER MAJESTY.** Standard rose pink, falls deeper, heavily veined.

**HERMIT.** Light blue.

**HONORABILIS.** Standard yellow; fall maroon.

**JUANITA.** Standard and falls clear blue; fragrant.

**LOHENGRIN.** Large handsome silvery mauve pink.

**LORELEY.** Standard light yellow; falls deep ultramarine blue veined cream and bordered sulphur-yellow.

**MIDNIGHT.** Rich velvety deep purple; the darkest.

**MME. CHEREAU.** Standard and falls white, daintily frilled light violet blue.

**MRS. H. DARWIN.** Standard pure white; the falls white, slightly veined violet at base.

**NIBELUNGEN.** Standard fawn-yellow; falls violet-purple with cream margin.

**PALLIDA DALMATICA.** Exquisite shade of soft, clear, deep lavender; very large and sweet-scented.

**QUEEN OF MAY.** Standard lovely light rose-lilac; falls lilac, blended white.

**RHEIN NIXE.** Standard pure white; falls deep violet blue with white margin.

**TRAUTLIEB.** Soft rose shading to white at center.

**VIOLACEA GRANDIFLORA.** Clear violet-blue.

**IRIS SIBERICA**

With narrow grassy foliage and tall slender stems, splendid for cutting.

**SIBERICA ORIENTALIS.** Brilliant blue.

— — **SNOW QUEEN.** Pure white.

**IRIS PUMILA**

These are earlier than the German and are very dwarf, only 6 to 8 inches high.

**CYANEA.** Rich royal purple with blackish shadings.

PRICES ALL IRIS ON THIS PAGE

3 plants of a kind for 75c; 12 plants of a kind for 2.50

We will supply an assorted dozen at dozen rate, provided not less than three of a kind are ordered.

PRICES ON PLANTS DO NOT INCLUDE POSTAGE. SEE PAGE 59

## JAPANESE IRIS

With a great blaze of splendor the Japanese Iris, the crowning glory of them all, brings the Iris season to a close. Seeing them for the first time, one cannot withhold an exclamation of surprise and wonder, and having seen can never forget the striking beauty of this royal family, arrayed in richest purple and blue and gold with its immense blooms rising on tall stems.

The secret of success is to keep the ground well stirred, never allowing it to become hard or bake; any mellow loam will grow them to perfection if well enriched. They like plenty of moisture when forming their buds and developing their flowers, but it is not necessary, as many suppose, to give them a wet situation, and water standing over the plants in winter is fatal to them.

**GOLD BOUND.** Six large, open, milk-white petals, bound with golden yellow at base. 50c

**MAHOGANY** Six long petals; rich dark red, shaded maroon with soft luster, very distinct. Each, 50c

**PURPLE AND GOLD** Enormous double flowers; early and free; rich violet-purple with white petaloids and gold center. Each, 50c

## IBERIS

**SEMPERVIRENS.** Perennial Candytuft. Form dense masses of pretty evergreen foliage; flowers pure white, completely covering the plants during May, fine for rockeries; ten inches.

## LIATRIS

**PYCNOSTACHYA** Blazing Star or Gay Feather. Dense rock et like spikes of rosy purple flowers in July and August. 4 feet

## LUPINUS

A hardy plant with long, graceful spikes of pea-shaped flowers and interesting umbrella-like foliage. Planted in broad masses they are almost equally as effective as delphiniums. Require well drained soil and prefer partial shade. Height 3 feet. June to Sept.

**POLYPHYLLUS.** Deep blue. 3 plants \$1.00; 12 plants \$3.50  
—**MOERHEIMI.** Soft pink. 3 plants \$1.00; 12 plants \$3.50

## LYCHNIS

**CHALCEDONICA** Also known as Lamp Flower, Jerusalem Cross, Maltese Cross, etc. The flowers, which are formed into a dense, flat head, each individual blossom shaped like a maltese cross, are of the most brilliant, fiery scarlet imaginable; blooming period from June to August, 3 feet, good for cutting.

**VISCARIA SPLENDENS PLENO** From a dense tuft of evergreen foliage arise spikes of handsome, double dark red fragrant flowers resembling stocks; 12 to 15 inches; June and July.

## LYTHRUM

**ROSEUM SUPERBUM.** Loosestrife. Strong, erect plants, 3 to 4 feet high, with long spikes of rose flowers; July to September



JAPANESE IRIS

## MALLOW MARVELS

No garden should be without some Mallow Marvels. Could you but see them in flower, it would be unnecessary for us to speak of their many merits. Seeing them for the first time one is amazed at their gorgeous and striking beauty. The huge blossoms, 6 to 10 inches in diameter, come in vivid fiery crimson, deep blood-red, soft pinks and white. Do you realize what size a flower is that measures 10 inches in diameter? Many are that size, the majority being 8 inches across. Think of such an ex-

pense of brilliant red, crimson, and soft pink against a background of the richest green. They serve the purpose of shrubs in their luxuriant green, and grow as tall in a season as many shrubs of years' growth; and above shrubs they bear flowers of such unusual size and colors as no shrub of all you've ever seen could boast.

**RED SHADES. PINK SHADES. WHITE.** Each, 35c

## MONARDA

**DIDYMA, CAMBRIDGE SCARLET** Bee Balm, Bergamo tor Oswego Tea. Foliage resembles Mint in shape and fragrance; the flowers, of brilliant crimson-scarlet color, are produced during July and August. Fine for massing; 2 feet.

## MYOSOTIS

**PALUSTRIS SEMPERFLORENS.** Everblooming Forget-me-not. Fine for low, damp places. 3 plants for 60c; 12 plants, 2.00

## PENSTEMON

**BARBATUS TORREYI** Beard Tongue. Tall spikes of tube-like scarlet flowers all summer; 3 feet.

## PHYSOSTEGIA

**VIRGINICA** False Dragon-Head. Spikes of delicate, tubular, lavender-pink flowers, not unlike a gigantic heather; July to September. 4 feet.

—**ALBA.** Pure white.

**PRICES ALL VARIETIES ON THIS PAGE UNLESS OTHERWISE NOTED**

3 plants of a kind for 75c; 12 plants of a kind for \$2.50

## HARDY PHLOX

No hardy plant has been more wonderfully improved in recent years, and the great size, perfect form, and beautiful colors of the newer varieties will prove a revelation to all who have heretofore known only the older kinds. From the purest white to delicate flesh and soft pink, through salmons and fiery scarlets the colors go to deep blood red and crimson, purple, and amaranth. There are lavenders and violets, and soft, delicate shades with vivid scarlet or crimson eye.

Phloxes are among the most useful of hardy plants, and they are indispensable for late summer and autumn blooming. They are most effective when planted in masses of one color; it is better to plant half a dozen of one color in a group than one each of six colors. Massed against a background of shrubbery they are particularly fine.

They require rich, mellow soil to produce the best results as they are gross feeders. Keep them growing thriftily by giving them an occasional application of sheep manure. Spray early and at intervals with Pyrox to guard against blighted foliage. Unlike most flowers, they thrive in partial shade, where the colors are brighter and endure longer.

**BARON VON DEDEM.** Glistening brilliant scarlet; immense truss and flowers.

**B. COMTE.** Rich satiny amaranth red.

**BRIDESMAID.** Pure white with a large crimson-carmine eye.

**DR. KOENIGSHOEFER.** Fiery vermilion orange scarlet with deep bloodred eye.

**ECLAIREUR.** Brilliant rosy magenta with lighter halo.

**ELIZABETH CAMPBELL.** Bright salmon pink with lighter shadings and dark red eye.

**EUROPA.** Pure white with crimson eye.

**FRL. VON LASSBURG.** Purest snow-white; both individual flower and truss are very large.

**G. A. STROEHLEIN.** Scarlet-orange with bright carmine eye.

**GEN. VAN HEUTZ.** Brilliant salmon-red with white eye.

**MAD. BENZANSON.** Roseate salmon-red, with maroon eye.

**MISS LINGARD.** A grand white sort with faint lilac eye. For massing there is no finer white; extensively used for cutting, as it is a good keeper. The long stems are clothed with heavy, thick, deep green, glossy foliage, and are surmounted by great pyramidal heads of snow-white flowers. Beautiful planted with Anchusa.

**MRS. JENKINS.** Enormous pure white panicles; early and free.

**PANTHEON.** Large deep salmon-rose; one of the best.

**PROF. VIRCHOW.** Brilliant carmine, overlaid orange-scarlet.

**REICHSGRAF VON HOCHBERG.** Brilliant deep amaranth.

PRICES ALL VARIETIES: 3 plants of a kind for 90c; 12 plants of a kind \$3.00 PRICES DO NOT INCLUDE POSTAGE

We will supply an assorted dozen at dozen rate, provided not less than three of a kind are ordered

## PLATYCODON

**GRANDIFLORA.** Balloon Flower. Very handsome plants of the Campanula family, with large open bell-shaped flowers, which in bud resemble a balloon, hence the name; blue. Bloom in July



HARDY PHLOX

**RHEINLANDER.** Immense blossoms of salmon-pink with claret eye.

**RIJNSTROM.** Beautiful deep rose; very large.

**R. P. STRUTHERS.** Rosy carmine with claret eye; very brilliant and fine for massing.

**SIEBOLD.** Vivid orange-scarlet; one of the brightest.

**SIR EDWIN LANDSIER.** Light red slightly tinged with rose.

**SUNSET.** Dark pink.

**TERRE NEUVE.** Lavender with light center.

**THOR.** A beautiful and lively shade of deep salmon-pink, suffused and overlaid with a scarlet glow; aniline-red eye.

**WIDAR.** Reddish violet with very large pure white eye.

and August, and grow one foot high.

3 plants for 75c; 12 plants for \$2.50

NOTE:—If you do not find listed the plants which you want, please inquire; we may have them, or can get them for you.

## PEONIES

These great, big hearted flowers of June, of truly regal magnificence, are indeed worthy of a place in every garden. They are hardy as the oak, absolutely free of insect pests, and increase each year in size and beauty. A few simple rules and a little simple work properly carried out will enable anyone to grow peonies to perfection. They should be planted where they will receive full sun and where the soil will not be impoverished by the roots of trees and large shrubs. The peony is a gross feeder, and the richest soil is none too good. Liquid sheep manure, applied at intervals of two weeks from the time the plants appear above the ground until they are in bloom will bring surprising results. The soil should be well drained. Set the plants so that the buds or eyes will come two inches below the surface. If set deeper the buds will form up on the stem instead of on the fleshy root, and are not likely to produce flowers. In cutting flowers, be sure to allow at least two leaves to remain on each stem to insure root growth for another year.

**DELACHEI.** A deep, rich crimson-maroon with velevy sheen; one of the best dark reds; free bloomer; late mid season. Each, 75c

**EDULUS SUPERBA.** A beautiful bright, clear pink, with silvery reflex; early Each, 75c

**FELIX CROUSE.** A very large and massive, dazzling, brilliant ruby-red; ball-shaped; one of the very best; late.

Each, \$1.50

**FESTIVA MAXIMA.** One of the finest whites, combining enormous size with wondrous beauty. Snow-white, with a few center petals flaked red at the tips. Each, 75c

**LIVINGSTONE.** Massive, solid, light pink; free and vigorous; late. Each, \$1.00

**MARIE LEMOINE.** Large, massive, solid blooms of delicate ivory white; late. Each, \$1.00

**OFFICINALIS RUBRA.** The old-fashioned early deep crimson of our grandmothers' gardens, and still one of the most popular and striking. Each, \$1.50

## PYRETHRUM

**HYBRIDUM.** Be sure to plant some of these beautiful perennials, often called Painted Daisies or Spring Flowering Chrysanthemums. Nothing can surpass them at their season for profusion of flowers, which are invaluable for cutting. Finely cut, deep green foliage; height 3 feet; main season of bloom June. Colors vary from deep red through different shades of pink to pure white.

## ORIENTAL POPPIES

Oriental Poppies! What a gorgeous image rises at the sound of those magic words! The largest poppies in the world— six to eight inches across—their vivid, barbaric colors fire the imagination with visions of the mystic Orient. The first glimpse of them transports one as on a magic carpet to the land of the Arabian Nights. They are without equal in their dazzling splendor for color massing against a background of shrubbery.

**ORIENTALE, MAMMOTH.** Gigantic flowers of fiery dark scarlet.

**ORIENTALE, HYBRIDS.** Many of the flowers exceed the type in size, while the colors vary from blush white to orange and deep ruby red, including a good percentage of art shades approaching that known as 'old rose'.

## POLEMONIUM

**COERULEUM.** Greek Valerian. Deep green, finely cut foliage and terminal clusters of blue flowers; 2 feet; June.

**REPTANS.** Dwarf, bushy plants, 8 to 10 inches high, with showy blue, bell-like flowers with prominent white centers; fine for the rock gardens. May and June.

## RANUNCULUS

**ACRIS.** Double golden yellow buttercup; May and June; 2 feet.

## RUDBECKIA

**PURPUREA.** Purple Cone-flower. Very large, reddish purple, daisy like flowers with drooping petals and a large brown cone; July to October; 3 feet.

**SPECIOSA NEWMANI.** Orange-yellow with a dark cone; 3 ft; July to September.

## SAPONARIA

**OCYMOIDES.** Soapwort. 8 inches. Produces from May to August masses of small, bright pink flowers; fine for rockeries.

## SEDUM

**Stoncrop.** Fine plants for rock gardens, banks and walls.

**ACRE.** Gold Moss. 4 inches; masses of yellow; May and June.

**SPECTABILE, BRILLIANT.** From the fleshy, grayish green foliage rise stout stems bearing large flat heads of bright amaranth red; height 12 to 18 inches; September and October.

PRICES ALL VARIETIES ON THIS PAGE UNLESS OTHERWISE NOTED

3 plants for 75c; 12 plants for \$2.50

PRICES DO NOT INCLUDE POSTAGE



TRITOMA

**TRITOMA**

Red Hot Poker, Torch Lily, or Flame Flower. These are less hardy than many other perennials, and where temperatures go much below zero it is a good plan to dig up the clumps before the ground freezes and store them in sand either in a cold frame or cellar. However, if the soil is well drained, they can usually be successfully wintered in the open in the North by covering them only with coal ashes and a few dry leaves, no manure or straw. They are intolerant of wet soil in winter.

PFITZERI. Everblooming Flame Flower. Orange-scarlet; very brilliant, and beautiful when used in bold groups among shrubbery. Blooms from August to October; 2 to 3 feet. Each, 35c; dozen, \$3.50

**SCABIOSA**  
CAUCASICA. Large, soft lavender-blue flowers on stems 18 to 24 inches long, splendid for cutting; June to September. 3 plants for 90c; 12 plants for \$3.00

**STATICE**  
LATIFOLIA. Sea Lavender. Large, spreading, graceful trusses of minute lilac-blue flowers, much prized for winter decoration dried. 2 feet.

**STOKESIA**  
CYANEA. Cornflower Aster. Showy lavender-blue flowers, 4 to 5 inches across, like a cornflower; 2 feet; June to September.

**THALICTRUM**  
ADIANTIFOLIUM. The finely cut, graceful foliage resembles the Maidenhair Fern; 9 inches high; plumes of small, whitish flowers in June and July.  
AQUILEGIFOLIUM. The foliage of this Meadow Rue resembles that of the Columbine. Height 2 to 3 feet; heads of feathery, cream colored flowers from May to July.  
DIPTEROCARPUM. The beautiful graceful sprays of flowers are of a charming shade of violet-mauve which is brightened by a bunch of lemon-yellow stamens. 4 feet; August and September. 3 plants \$1.00; 12 plants \$3.50



TROLLIUS

**TRADESCANTIA**  
VIRGINIANA. Spiderwort. Long, grass-like leaves and three-petaled violet-blue flowers all summer; 2 feet.

**TROLLIUS**  
EUROPAEUS. Globe Flower. Very showy yellow flowers of globular shape resembling giant buttercups. Height 18 to 24 inches; bloom in May and June. They like damp places. Each, 40c; dozen, \$4.00



VERONICA LONGIFOLIA

**TUNICA**

SAXIFRAGA. Useful for rockeries or borders. Dwarf, tufted plants, 6 inches high, with pinkish flowers all summer.

**VERONICA**

Speedwell Among the prettiest perennials, of various heights from 5 inches to 2 feet.  
LONGIFOLIA SUBSESSILIS. Bright blue flowers, borne on long, compact spikes in July and August; 2 feet; fine for cutting.  
REPENS. 5 inches. A useful rock plant with light blue flowers in May and June.  
SPICATA. 18 inches; long spikes of violet-blue flowers in June and July.  
SPURIA, TRUE BLUE. A new variety of dense habit, 10 to 12 inches high, with clear dark blue flowers from June to August.

PRICES ALL VARIETIES ON THIS PAGE UNLESS OTHERWISE NOTED

3 plants for 75c; 12 plants for \$2.50

PRICES DO NOT INCLUDE POSTAGE



**RADIANCE.** A wonderful bedding rose of American origin. Vigorous upright bushy growth, producing its large flowers continuously throughout the most unfavorable hot summer weather when frequently many other varieties fail. Color a beautiful carmine pink with salmon pink and yellow shadings at the base of the petals. The one 'best' rose.

**CLIMBING ROSES. PRUNING.** Newly set plants should be cut back severely; established climbers require no pruning in the spring other than cutting out of old or dead wood and the shortening of overlong canes; a severe pruning in midsummer, however, will encourage a vigorous growth of flowering wood for the next season.

**CLIMBING AMERICAN BEAUTY.** Color a rosy crimson; flowers are produced in great profusion in June, with a fair scattering of bloom throughout the growing season. Very fragrant, a quality rarely found in climbing roses. The plant is of strong habit, making shoots of 10 feet a season. Flowers 3 inches across.

**DR. W. VAN FLEET.** The best pink climbing rose. Flowers are deep pink in the bud opening to light pink, and are freely produced in clusters on long stems, suitable for cutting. The foliage is dark green, glossy, and disease-resistant.

## ROSES

**ENEMIES.** For aphid or plant lice, spray with Black Leaf 40 or with Derisol. An occasional application of Pyrox, beginning at the time the plants start active growth, will keep them free of almost all insect pests except aphid, as well as fungous diseases, but if mildew should affect the foliage in spite of this, dust the plants with Grape Dust or with Dusting Sulphur, or spray them with Volck.

**SPECIAL NOTE.**—We are now offering bush roses only in strong two year old field grown plants which have been carefully dug in the fall, and planted in pots and stored in cold greenhouse or cold frame, where artificial heat is used only to exclude the most severe frost. Under this treatment the plants develop in a natural way, and are much superior to dormant stock as well as to stock which has been forced in a high temperature into an unnatural and weakened growth. The plants you receive will have the roots growing naturally in a ball of soil, and will go right ahead, blooming within a short time and continuing throughout the season. You practically gain a year and the risk of loss is quite negligible compared with dormant plants. All you need to do is to plant them in well prepared rich clay loam about six inches deeper than they were in the pot and water very thoroughly. Delivery will be made about May 1. Place orders early so stock may be reserved for you. We are limiting our list of bush roses to what we consider to be the four outstanding sorts for general garden culture.

### DWARF OR BUSH ROSES

**DUCHESS OF WELLINGTON.** The most popular yellow garden rose. Intense saffron-yellow stained with deep crimson, changing to a deep coppery saffron-yellow as the flowers develop. The flowers are fairly full, with large petals, great substance, delightfully fragrant, and very free flowering.

**GRUSS AN TEPLITZ.** The reddest of all red roses; of richest scarlet, shading to velvety crimson. Very fragrant and a most profuse bloomer. The foliage is very beautiful, all the younger growth being of bronzy plum color.

**RED RADIANCE.** A sport of Radiance with all its good qualities, differing only in color, which is a bright cerise-red.

**PRICE ALL BUSH ROSES PREPARED AS DESCRIBED EACH, \$1.50**

**PRICE DOES NOT INCLUDE TRANSPORTATION**

**PAUL'S SCARLET CLIMBER.** No other rose can compare with this for brilliancy of color, which is a vivid scarlet, that is maintained without burning or bleaching until the petals fall. The flowers are of good size, semi-double, and very freely produced in clusters of from 3 to 6 flowers each.

**PRICE ALL CLIMBING ROSES, TWO-YEAR-OLD POT GROWN, EACH, \$1.50**

**PRICE DOES NOT INCLUDE TRANSPORTATION**

# Antrol

The National Ant Control

## —STOPS ANTS INSURES EFFECTIVE, PERMANENT AND SAFE RESULTS

ANTROL means sure death to Argentine and other sweet eating varieties of ants—the kind that infest your house and are often seen on plants and trees. It is a brand new method that is revolutionizing the control of these unsightly and destructive pests.

Not a paste or a powder, but a complete system of patented glass jars which you place about the outside edges of your home. The jars are filled with special Antrol syrup which quickly attracts the "worker" ants. These then feed the syrup to their Queens and soon the entire colony or "nest" is destroyed.

ANTROL is safe to use around children and pets — no danger of accidental poisoning. Cannot be sent by mail. ANTROL Cottage Set [containing four jars and four ounce bottle of syrup] \$1.00 Extra Jars, 15c. Syrup, pint, \$1.00



# GARDEN SUNDRIES

ASPARAGUS KNIFE. Also used for dandelions. 50c



DIBBER. For transplanting seedlings. 85c

FORK. Hand weeding; three 6 inch tines; steel. 60c

GRAFTING WAX. 4-ounce bar, 20c. 8-oz., 35c; 1 lb., 60c



LABELS.	100	1000
—POT. 4 inch	.25	1.65
5 inch	.35	2.25
6 inch	.40	2.50
8 inch	.85	7.00
—TREE. 3½ inch; copper wired.	.45	2.90

LEAF MOULD. Per 100 pounds, 2.50

PLANT SUPPORTS. For peonies, tomatoes.

—MODEL. Two rings each 14 inches in diameter; height adjustable to a maximum of 35 inches. Each, 40c; dozen, 4.00

—UNIVERSAL. One ring. 30c; dozen, 3.00

POTS. Clay and paper, all sizes; ask for prices.

RAFFIA. Deat tying material. Pound, 50c



Raffia

BRUME-RAKE. A new idea in lawn care. It has none of the faults of the o'd fashioned lawn rake. An easy sweeping—that's all this steel broom rake requires. Every stroke carries all the leaves and litter forward, throwing it in front of and beyond the person doing the work.

Each tooth is bent near its tip to permit it to scrape the turf closely and pick up every leaf and twig without injuring grass roots. Much superior to the bamboo rake, since it does not clog like the latter. 1.25

SPRINKLER—SCOLLAY'S RUBBER. 1.35

SHEARS—HEDGE. Imported; high-grade steel. 9 inch blade, notched near rivet. 2.75

—HENCKEL PRUNING. These shears

are known the world over as the very best. 7½ inch, 2.75; 8½ inch, 3.00; 9½ inch, 3.25  
Henckel Double Cut. Made especially for rugged work, the curved, pointed, double cutting blades make this tool especially valuable for root pruning, separating dahlia tubers, etc.; 9 inch. 4.50

STAKES—SQUARE GREEN WOOD.

	Doz.	100
4 feet	1.20	9.50
5 feet	1.80	14.00

—JAPANESE GREEN BAMBOO.

3 feet	.30	1.70
4 feet	.35	2.20

—CHINESE TONKIN BAMBOO.

5 feet; natural; ½ to ¾ inch.	1.00	8.00
-------------------------------	------	------

—HYACINTH STAKES. Green dyed wood; 18 in. Per 100, 50c



TRELLIS—FAN. 6 feet by 38 inches wide at top. 2.50  
8 feet by 46 in. at top. 4.25

—LATTICE. Exceptionally well made, all the cross pieces are counter-sunk into heavy uprights. 6 ft. by 18 in. 2.50  
8 feet by 24 inches, 4.25

All the above painted green. LATTICE. Painted white; of lighter construction than the preceding. 6 ft. x 18 in. 1.75  
8 feet by 18 inches. 2.00

We do not ship less than 6 trellises of a size and kind be-

cause of the expense of crating.



Pressed Steel Trowel

TROWELS—PRESSED STEEL. 50c

—FORGED STEEL

Forged from one solid piece of steel; will outlast all others. Most popular with professional gardeners.



Forged Steel Trowel

85c

MAGIC WEEDER HOES

The Magic Weeder Hoes, by reason of the curved spring tooth tines, enter the soil very easily and do not clog. Made from the very best steel, nicely galvanized.

—A. Three tines; 5½ inch handle. 20c

—B. Same as A but with 18 inch handle. 25c

—F. Four tines; 42 inch handle; for light gardening. 75c

—K. Four tines; 48 inch handle; 'V' pointed blade. 1.25



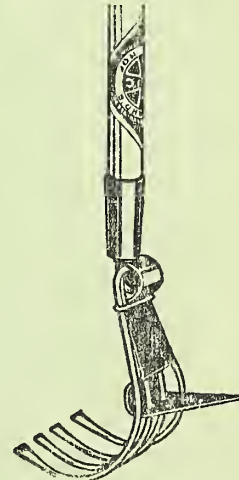
Magic Weeder A



Magic B



Magic F



Magic Weeder K

PRICES OF ARTICLES ON THIS PAGE DO NOT INCLUDE TRANSPORTATION

ALL PRICES IN THIS CATALOG ARE SUBJECT TO CHANGE WITHOUT NOTICE

