DECLASSIFIED E.O. 12065 SECTION 3-402/NNDG NO. [illegible]

	6 M. Juni	7 M. July	8 M. Aug.	9 M. Sept.	10 M. Oct.	11 M. Nov.	12 M. Dec.	1 M. Jan.	2 M. Febr.	3 M. March	4 M. grand Total
1	53.260,5	53.253,2	70.170,5	70.655	94.163,3	96.223,6	76.799	76.153	70.227		
2	252.863	243.641	241.450	248.985	203.471	207.420	222.979	198.685	210.557	170.915	2.735.877
3	16.570	16.101	15.860	15.261	14.327	13.589	13.284	13.009	12.999	13.775	—
4	15.2	15.1	15.2	16.3	14.2	15.3	16.8	15.2	16.1	12.4	—
5	28.623	27.180	26.796	25.173	23.591	22.489	21.852	21.346	21.243	20.335	—
6	8.5	9.	9	9.7	9.1	9.2	10.2	9.7	10.3	8.4	—
7	59.2	59.2	59.1	59.4	63.7	60.4	60.7	60.7	61.1	62.9	—
8	336	265	193	253	225	508	312	503	574		
9	1.645	1.211	561	1.373	2.296	1.594	582	1077	703		
10	-1.109	-946	369	-1.120	-2.071	-1.091	-270	-444	-187		
11	4.701,5	3.837,5	2.773	2.184	3.640	3.242	2.196	2.710	2.904		
12	2.917	1.051	2.632	2.546	2.185	1.560	2.160	1.762	1.396	1.240	37.756
13	304	287	281	263	235	181	90	144	108	131	—
14	9.6	10.6	9.3	9.7	9.3	5.7	14.6	12.2	10.9	9.5	—
15	525	504	500	474	444	354	149	235	216	234	—
16	5.7	6.2	5.4	5.6	5.0	4.7	8.8	8	9.4	5.3	—
17	53.3	59	59.4	58.8	57.7	63	60.4	61.2	59.2	55.9	—
18	13	23	26	22	7	6	4	8	8		
19	60	44	40	47	36	96	6	20	21		
20	-47	-21	-4	-25	-29	-90	-2	-12	-19		

DECLASSIFIED E.O. 12065 SECTION 3-402/NNDG NO.

No. 2

縣別 District	項目 Item	4月 April	5月 May	6月 June	7月 July	8月 Aug.	9月 Sept.	10月 Oct.	11月 Nov.	12
山口縣合計 Yamaguchi Total	貯炭量 Stockpiles	45.532	55,118.6	53,260.5	53,283.2	70,170.5	70.655	94,167.3	96,223.6	
	生産量 Output	267.087	267.808	253863	243.641	241,450	248.984	203.471	207,420	2
	坑内夫数 Underground Workers	17.335	17.115	16,590	16,101	15,860	15,261	14.327	13,589	1
	坑内夫能率 Efficiency	15.4	15.6	15.2	15.1	15.3	16.3	14.2	15.3	
	全坑員数 Total Number of Mine Workers	29,838	29,226	28,623	27,180	26,796	25,673	23,591	22,488	2
	全坑員能率 Efficiency	9.	9.2	8.5	9.	9	9.7	9.1	9.2	
	坑内外比率 Ratio between Underground & Surface	58.1	58.5	59.2	59.2	59.1	59.4	63.7	60.4	
	坑員 Workers 雇入 Employed	611	509	336	265	193	253	235	503	
	坑員 Workers 退職 Discharged	1.185	1.152	1.445	1.318	641	1.373	2.296	1.594	
	差引 Net balance	-574	-643	-1.109	-846	369	-1.120	-2.071	-1.091	
縣外 other Prefectures except Yamaguchi.	貯炭量 Stockpiles	4.605.5	4.489.5	4.701.5	3.837.5	2.773	2.184	3.640	2.262	
	生産量 Output	4.177	4.120	2.917	3.051	2.632	2.546	2.185	1.560	
	坑内夫数 Underground Workers	371	362	304	287	281	263	235	187	
	坑内夫能率 Efficiency	10.7	11.4	9.6	10.6	9.3	9.7	9.3	8.7	
	全坑員数 Total Number of Mine Workers	657	627	525	504	500	474	444	354	
	坑内外比率 Ratio between Underground & Surface	6.4	6.2	5.7	6.2	5.4	5.6	5.2	4.7	
	坑員 Workers 雇入 Employed	61	60.6	53.3	59	59.4	58.8	57.7	63	
	坑員 Workers 退職 Discharged	15	11	13	33	26	22	7	6	
	差引 Net balance	113	41	60	44	40	47	36	96	
		-98	-30	-47	-21	-4	-25	-29	-90	

DECLASSIFIED E.O. 12065 SECTION 3 402/MNBS NO:

5月	6月	7月	8月	9月	10月	11月	12月	1月	2月	3月	合計
	June	July	Aug.	Sept.	Oct.	Nov.	Dec.	Jan.	Febr.	March	Grand Total
[illegible]	57.782	57.021	72.943	73.639	97.803	99.485	98.995	78.563	73.143		
238	255.280	246.632	244.082	251.541	205.656	208.380	225.137	200.457	311.153	172.155	2.785.627
477	16.894	16.388	16.141	15.732	14.562	13.178	13.374	13.153	13.127	13.126	—
5.5	15.1	15.1	15.1	15.9	10.1	15.2	16.8	15.2	16.1	13.1	—
853	28.623	27.684	27.396	26.147	24.035	22.842	22.001	21.581	21.458	20.570	—
9.4	9.3	9.2	9.3	10	8.9	9.6	10.2	9.1	10.3	8.4	—
60.6	61.1	61.4	61.7	62.9	62.6	63	60.7	60.9	61.1	63.8	—
320	343	288	228	225	282	507	316	641	522		
1.193	1.505	1.255	601	1.430	2.273	1.690	688	1.037	730		
-673	-1.156	-967	-373	-1.145	-2.100	-1.181	-372	-456	-208		

全就業者は長期欠勤を含む。

Workers in do not include the numbers of workers absent from work more than 30 days.

Figures include the numbers of workers absent from work more than 30 days.

DECLASSIFIED E.O. 12065 SECTION 3 402/MRD NO.

No. 3

	項目 Item	4月 Apr.	5月 May	6月 June	7月 July	8月 Aug.	9月 Sept.	10月 Oct.	11月 Nov.	12月 Dec.	1
石炭地区總計 Sangoku	時末在庫量 Stockpiles	50,178.2	51,000.1	57,982	57,071.3	72,903.5	73,639	97,803.3	99,435.6	98,925	98,5
	月末出炭量 Output	271,264	271,928	255,780	246,632	244,082	251,541	205,656	205,980	225,137	200,4
	坑内夫数 Underground Workers	17,726	17,477	16,894	16,288	16,141	15,732	14,562	13,778	13,374	13,1
	坑内夫能率 Efficiency	15.3	15.5	15.1	15.1	15.1	15.9	10.1	15.2	16.8	15.
	全鉱員数 Total Number of Mine Workers	30,485	31,858	28,623	27,684	27,396	26,147	24,035	22,842	22,001	21,5
	全鉱員能率 Efficiency	9.1	9.4	9.3	9.2	9.3	10	8.9	9.6	10.2	
	坑内外比率 Ratio between Underground & Surface	57.9	60.6	61.1	61.4	61.7	62.9	62.6	63	60.7	6
坑員 Workers	雇入 Employed	626	520	343	388	228	275	232	507	316	6
	馘首 Discharged	-78	1,193	1,505	1,215	601	1,430	2,372	1,690	688	1,1
	差引 Net Shortage	-670	-673	-1,156	-967	-378	-1,145	-2,100	-1,181	-372	-4

(註) 坑内夫は長期欠勤を除く。 全鉱員は長期欠勤を含む。

Remark. Figures in underground workers do not include the numbers of workers absent from work and figures in all workers include the numbers of workers absent from work more the

Summary of Discharge by Rationalization of Enterprize (Sept. 49 ~ Febr. 50)

企業合理化に依る解雇調

(昭和24年9月以降25年2月末現在)

Name of Coal Mines	9月 Sept.	10月 Oct.	11月 Nov.	12月 Dec.	1月 Jan.	2月 Febr.	計 Total
沖之 Okinoyama		288					288
東見初 Higashi-Mishoma		250			18		268
本山 Motoyama		107					107
長沢 Nagasawa	26	26					166
沖宇部 Oki-ube			295				295
小野田 Onoda		2					2
萩森 Hagimori				330			330
上沖 Kamioki	162				4	3	169
雀田 Suzumeda	125					10	135
桜山 Sakurayama						2	2
若山 Wakayama		21					21
第二雀田 Daini-Suzumeda	132	34				25	191
厚狭 Asa	30						30
平原 Hirahara		38					38
長伸 Chōshin	109	68					125
宮田 Miyata	83						83
中原 Nakahara					322		322
船木 Funaki	33						33
小野山 Onoda		166					166
東小野田 Higashi-Onoda	7						7
恵比寿 Ebisu					15	12	27
山口 Yamaguchi		214			74		288
第二若山 Daini-Wakayama		38					38
小嶋 Kojima	20						20
常盤 Tokiwa	28	2					30
東宇部 Higashi-Ube		26					26

才二雀	Daini-Suzumeda	132	34				25	171
厚	狭 Asa	30						30
平	矛 Hirabara		38					38
長	伸 Choshin	107	68					175
宮	田 Miyata	83						83
中	矛 Nakahara					322		322
船	木 Funaki	33						33
小野	山 Onoda		166					166
東小野	堀 Higashi-Onoda	7						7
蛭	子 Ebisu					15	12	27
山	口 Yamaguchi		214			74		288
才二若	Daini-Wakayama		38					38
小	嶋 Kojima	20						20
常	盤 Tokiwa	28	2					30
東宇	部 Higashi-Ube		26					26
桃	山 Momoyama				80	30		110
松	津 Matsutsu	58						58
宝	興 Itoko		19				23	42
山陽無	鑑 Sanyomuen		158					158
埴	生 Haba			84				84
美	豐 Mitoyo					14		14
長	門 Nagato					57		57
沖	部 Okibe		54					54
上宇	部 Kamioki						3	3
黒	石 Kuroishi			347				347
目	出 Mede	104		151				255
旗	山 Fujiyama		10					10
八	幡 Hachiman		5					5
大	福 Daifuku	8						8
南大	峯 Minami-Omine	13						13
大	峯 Omae	29						29
島根報	Shimane-Hokoku			83			63	146
計	Total	1,025	1,532	960	410	534	141	4,602

DECLASSIFIED E.O. 12065 SECTION 3 402/NNBS NO:

National Federation of Coal Mine Workers' Unions Strike

District 石地方炭労ストリ状況調

(25. 3. 10 ～ 25. 3. 28)

4th.	3月25日 25th.				3月26日 26th.				3月27日 27th.				3月28日 28th.				累計 Total			
減産見込 Resumed Coal Loss	参加人員 Workers			減産見込 Resumed Coal Loss	参加人員 Workers			減産見込 Resumed Coal Loss	参加人員 Workers			減産見込 Resumed Coal Loss	参加人員 Workers			減産見込 Resumed Coal Loss	参加人員 Workers			減産見込 Resumed Coal Loss
	鉱員	職員	計 Total		鉱員	職員	計 Total		鉱員	職員	計 Total		鉱員	職員	計 Total		鉱員	職員	計	
1,400	2,864	324	3,188	1,278	2864	324	3,188		2886	304	3,190	1378	2,889	306	3,195	1,378	16,824	1,848	18,672	6,914
1,500	3,025	288	3,313	1,500	3,025	288	3,313		3,041	285	3,326	1,500	3096	293	3,389	1,500	18,217	1,673	19,890	7,500
400	977	72	1,049	400	977	72	1,049		994	72	1,066	400	977	72	1,049	400	5,711	395	6,106	2,000
450	733	100	833	450	733	100	833		741	101	842	450	743	101	844	450	4,345	586	4931	2,250
833	2,383	405	2,788	833	2,113	346	2,459		2,043	287	2,330	833	2,047	285	2,332	833	12,791	1,952	14,743	4,182
500	891	101	992	500					833	112	995	500	883	112	995	500	4,457	547	5,003	2,500
100	222		222	100	222		222		222		222	100					1,104		1,104	400
160	251		251	160					251		251	160	251		251	160	1,268		1,268	700
120									224		225	20	225		224	20	886		886	280
																	348	49	397	150
5,463	11,346	1,290	12,636	5,321	9934	1,130	11,064		11,296	1,161	12,457	5,341	11,111	1,169	12,280	5,241	65,945	7,045	73,000	26,976
mines	参加 8 鉱 mines				参加 6 鉱 mines				参加 7 鉱 mines				参加 7 鉱 mines				累計参加 51 鉱 mines			
					公休日ナルモ炭労ノ指令デ参加シタルモ減産ナシ				常盤炭鉱 2時間スト				常盤炭鉱 2時間スト							

理
沖守部
決

DECLASSIFIED E.O. 12065 SECTION 3-402/NNDS No.

Summary of National Federation of Coal Mine Wo
in Yamaguchi District 山口地方炭労スト状況調

(25.3.10 ～ 25.3.28)

種別 Item / 炭鉱名 Name of Mines	3月10日 10th March				3月15日/16日 15th, 16th,				3月25日 25th.				3月26日 26th.				3月27日 27th.			
	参加人員 Workers			減産見込 Reduced Coal	参加人員 Workers			減産見込 Reduced Coal	参加人員 Workers			減産見込 Reduced Coal	参加人員 Workers			減産見込 Reduced Coal	参加人員 Workers			減産見込 Reduced Coal
	鉱員 Daily wages	職員 Staff wages	計 Total		鉱員	職員	計 Total		鉱員	職員	計 Total		鉱員	職員	計 Total		鉱員	職員	計 Total	
沖ノ山 Okinoyama	2,603	284	2,892	1,380	2,713	306	3,019	1,400	2,864	324	3,188	1,378	2,864	324	3,188		2,886	304	3,190	1,378
東見初 Higashimisome	2,985	240	3,225	1,500	3,037	279	3,316	1,500	3,025	288	3,313	1,500	3,025	288	3,313		3,041	285	3,326	1,500
本山 Motoyama	885	58	943	400	891	49	940	400	977	72	1,049	400	977	72	1,049		994	72	1,066	400
長沢 Nagasawa	724	91	815	450	671	93	764	450	733	100	833	450	733	100	833		741	101	842	450
山陽無煙 Sanyomuen	2,113	317	2,430	850	2,092	312	2,404	833	2,383	405	2,788	833	2,113	346	2,459		2,043	287	2,330	833
沖宇部 Okiube	887	113	1,000	500	907	114	1,021	500	891	101	992	500					883	112	995	500
上宇部 Kamiube	214		214	100	224		224	100	222		222	100	222		222		222		222	100
松浜 Matsuura	257		257	160	258		258	160	251		251	160					251		251	160
常盤 Tokiwa	226		226	120	210		210	120									225		225	20
萩森 Hagimori	348	49	397	150																
計 Total	11,255	1,152	12,407	5,610	11,003	1,153	12,156	5,463	11,346	1,290	12,636	5,321	9934	1,130	11,064		11,296	1,161	12,457	5,341
備考 Note:	参加 11 鉱 Mines				参加 7 鉱 Mines 3月15日 沖ノ山 東見初 本山 上宇部 3月16日 山陽無煙 長沢 沖宇部 常盤 松浜				参加 8 鉱 Mines				参加 6 鉱 Mines 公休日ナルモ炭労ノ指令デ参加シタルモ減産ナシ				参加 7 鉱 Mines 常盤炭鉱 2時間入			

Onoda Cement Co., Ltd.

Average Monthly Cash Wages (in the last three monthes,) and
Calculated Wages in Apr. 1950.

(Apr. 1950)

Period	male	Fmale	Total	Notes
1949 Dec.	Yen 14,086	Yen 7,967	Yen 13,504	
1950 Jan.	14,199	7,906	13,598	
1950 Feb.	13,976	7,983	13,506	
(1949 Dec.-1950 Feb.) Average Wages	14,090	7,953	13,503	
1950 Apr.	14,800	8,300	14,200	Calculated Wages (The change of Base Pay is prearranged in Apr.)

1) Average Wages include Regular cash wages (base pay, overtime, or all allowances paid regularly on a monthly basis) and Special cash wages parted in a month.

2) Average Wages in Feb. 1950. ..... Total ¥13,406

Period	male	Fmale	Total	Notes
1949 Dec.	Yen 14,086	Yen 7,967	Yen 13,504	
1950 Jan.	14,199	7,906	13,598	
1950 Feb.	13,976	7,983	13,406	
(1949 Dec.-1950 Feb.) Average Wages	14,090	7,953	13,503	
1950 Apr.	14,800	8,300	14,200	Calculated Wages (The change of Base Pay is prearranged in Apr.)

1) Average Wages include Regular cash wages (base pay, overtime, or all allowances paid regularly on a monthly basis) and Special cash wages parted in a month.

2) Average Wages in Feb. 1950. ..... Total ¥13,406

Regular cash wages (a) Base pay 7,681

(b) Overtime 1,447

(c) Allowances for specific work 288

(d) Other allowances 1,025

Special cash wages

parted in a month 2,965

DECLASSIFIED E.O. 12065 SECTION 3 NSC/MRS NO.

Number of All Employees (Febur

Plant & Office	Staffs			Male
	Male	Female	Total	
Head Office	122	38	160	0
Oneda Plant	67	19	86	469
Tunemi "	60	15	75	165
Yahata "	42	13	55	139
Tukumi "	50	24	74	543
Atetu "	59	21	80	305
Fuziwara "	85	16	101	289
Tahara "	48	9	57	258
Ofunato "	73	9	82	346
Omine "	3	2	5	35
Tokyo Office	39	17	56	0
Osaka "	15	5	20	0
Mozi "	19	8	27	0
Sendai "	6	3	9	0
Nagoya "	7	2	9	0
Hirosima "	5	3	8	0
Fukuoka "	3	3	6	0
Wakamatu "	1	1	2	0
Otaru "	3	2	5	0
Kobe Service Station	3	1	4	6
Total	710	211	921	2,555

DECLASSIFIED E.O. 12065 SECTION 3 402/NNSA NSI

Number of All Employees (Feburuary 1950)

Staffs		Laborers			All Employees		
Female	Total	Male	Female	Total	Male	Female	Total
38	160	0	0	0	122	38	160
19	86	469	47	516	536	66	602
15	75	165	0	165	225	15	240
12	55	139	15	154	181	28	209
24	74	543	22	566	593	47	640
21	80	305	18	323	364	39	403
16	101	289	0	289	374	16	390
9	57	258	5	263	306	14	320
9	82	346	18	364	419	27	446
2	5	35	6	41	38	8	46
17	56	0	0	0	39	17	56
5	20	0	0	0	15	5	20
8	27	0	0	0	19	8	27
3	9	0	0	0	6	3	9
2	9	0	0	0	7	2	9
3	8	0	0	0	5	3	8
3	6	0	0	0	3	3	6
1	2	0	0	0	1	1	2
2	5	0	0	0	3	2	5
1	4	6	0	6	9	1	10
211	921	2,555	132	2,687	3,265	343	3,608

DECLASSIFIED E.O. 12065 SECTION 3 402/MNSC NS

FILE - ONODA CEMENT CO. YAMAZAKI PREFECTURE

Guide - Book

Apr. 1950

Onoda Plant,

Onoda Cement Manufacturing Co., Ltd.

DECLASSIFIED E.O. 12065 SECTION 3 402/NNSS NO.

(I) History

Onoda Cement Manufacturing Co., Ltd. was found on May 3rd 1881, by J.Kasai- Yamaguti Prof.- born - with the capital was ¥57,150., as the forerunner of the privats cement plant in Japan. The first name was "Cement Manufacturing Co.,", but, accordence with the law, was renewed to present on Oct. 1891.

Now, it elapsed 70 years was attended with many undulation since the foundation, we have 8 plants as follows:

Name of Plant	Location
Onoda	Yamaguti Pref.
Atetu	Okayama "
Yawata	Fukuoka "
Tukumi	Oita "
Tunemi	Fukuoka "
Fujiwara	Mie "
Tahara	Aiti "
Ofunato	Iwate "

Capital: ¥400,000,000
Manufacturing Capacity 91,800 tons/month.
(Vised by Japanese Cement Industory Association 1950, Ratio for the whole country: about 20%)

But, before the Defeat of This War, existed 27 plants had the annual capacity 3,300,000 tons, added domestic and foreign country.

Onoda Plant, was constructed at the same time of the Company, after-words, improved and extend with the progress of civilization, and has the monthly capacity 16,600 tons, (Ratio for whole: 3.2%) now. The greatest output of this plant was 252,595 tons at year 1928, (about 21,050 tons/month.) and 12,105 tons produced at Mar. 1950 was about 58 percentage for the greatest.

The annual production since the first operation was as follows:

(1) To be continued

DECLASSIFIED E.O. 12065 SECTION 3 402/NNBS NO:

Year	1883	...	107	tons	Year	1917	... 110,918 tons
	84	...	586	"		18	... 101,823 "
	85	...	806	"		19	... 109,559 "
	86	...	680	"		20	... 108,992 "
	87	...	1,363	"		21	... 114,851 "
	88	...	1,883	"		22	... 122,458 "
	89	...	2,886	"		23	... 143,961 "
	90	...	4,223	"		24	... 143,644 "
	91	...	4,797	"		25	... 211,492 "
	92	...	5,359	"		26	... 233,997 "
	93	...	6,821	"		27	... 243,243 "
	94	...	8,480	"		28	... 252,595 "
	95	...	9,152	"		29	... 236,875 "
	96	...	11,150	"		30	... 222,253 "
	97	...	13,447	"		31	... 203,925 "
	98	...	14,760	"		32	... 157,192 "
	99	...	15,145	"		33	... 189,533 "
	1900	...	23,141	"		34	... 193,473 "
	1	...	25,633	"		35	... 225,842 "
	2	...	31,446	"		36	... 233,869 "
	3	...	30,069	"		37	... 199,831 "
	4	...	34,434	"		38	... 189,153 "
	5	...	33,080	"		39	... 186,301 "
	6	...	35,437	"		40	... 201,898 "
	7	...	38,926	"		41	... 232,820 "
	8	...	54,645	"		42	... 133,133 "
	9	...	58,582	"		43	... 145,750 "
	10	...	61,258	"		44	... 32,554 "
	11	...	60,751	"		45	... 13,151 "
	12	...	59,631	"		46	... 50,495 "
	13	...	56,721	"		47	... 43,401 "
	14	...	78,355	"		48	... 42,190 "
	15	...	107,255	"		49	... 115,297 "
	16	...	115,081	"			

(2) To be continued

DECLASSIFIED E.O. 12065 SECTION 3 402/NNBS NO.

(II) Name of Company, Plant & Location.

Company	: Onoda Cement Manufacturing Co., Ltd.
Plant	: Onoda Plant.
Business	: Cement Manufacture and Sale.
Location	: No.6276, Onoda City, Yamaguti Pref.
Number of Building	: 61
Floor space	: 46,682 m^2
Area	: 173,633 m^2

(III) Important plant Members.

Plant manager	: Matunosuke; Matumoto.
Vice-Plant manager	: Kazuto Seki.
Assist-plant manager & Chief of Testing section	: Kaeoku Miyasaka.
Assist-plant manager & Chief of Labour section	: Kunji Yasutika.
Assist-plant manager & Chief of Engineering section	: Jiro Matuda.
Chief of Business section	: Masao Eguti.

(IV) Main plant Equipments.

Name of Machinery	Size(ft)	Capacity(KT/hr)	Number
Gyratory Crusher (Limestone, Primary)	20"	80	1
Hammer Crusher (Limestone, Secondary)	2.7x4.7	60	1
Hammer Crusher (Clay)	4.3x2.9	16	1
Rotary Dryer (Line stone)	7.3x 53	30	1
" (Clay)	7.9x5[illegible]	18	1
Tube Mill (Limestone)	8.5x 21	19	1
" (")	8.4x 31	19	1
" (")	7.2x 30	12	1
" (")	6.6x 30	10	1
" (Clay)	5.4x23.6	5	1
" (")	6.5x 20	7	1
Tube Mill (Regrinding of Raw Meal)	6 x 12	25	1
" (")	6.3x25.6	42	1
Rotary Kilns	9.8-11.8x236	each 12.5	3
Rotary Dryers	4.7- 5.9x 63	each 6	2
Tube Mill (Coal)	5.5x 20	4	1
" (")	7.2x 30	8	1
" (")	5 x 20	4	1
" (clinker)	3.4x28.5	10	1
" (")	8.5x28.5	each 10	2

(3) To be continued

DECLASSIFIED E.O. 12065 SECTION 3 402/NNBS NO.

Tube Mill (clinker)	8.5x28.7		10	1
" (")	6 x11.5		4	1
Bates Bag Packer	(4 Tubes)		40	1
"	(2 ")	each	20	2
B & W. Waste Heat Boiler	H.S. 574 m^2			2
"	.807 m^2	(12Kg/cm^2)		1
"	1,068 m^2			1
Zoelly Steam Turbine			7,000 KW	1
Generator			"	1
Cottrel Dust Collector (Gas Volume 830 m^3/min)				3
Storage: Clinker Storage			6,000 tons	
Cement Silo			12,750 tons	
Motor Number of Motor			250	
Total Capacity			12,553 HP.	

(V) Production Capacity and Record

Capacity : 16,600 tons/month

Production Record of Past one year.

month	Type III	Type J.H.S.	Total	Shipping
Apr. '49	4,200	5,636	9,836	12,467
May "	6,827	5,916	12,743	7,096
June "	6,159	4,461	10,620	12,512
July "	7,406	2,055	9,461	11,130
Aug. "	5,342	4,623	9,965	10,001
Sept. "	-	11,436	11,436	9,802
Oct. "	7,567	5,005	12,572	16,007
Nov. "	-	12,325	12,325	8,664
Dec. "	-	13,022	13,022	15,221
Jan. '50	-	10,182	10,182	7,417
Feb. "	-	13,139	13,139	14,037
Mar. "	-	12,105	12,105	11,779
Total	37,501	99,905	137,406	136,133
A.V.	3,125	8,325	11,450	11,344

(VI) Shipping Facilities

(a) By Railway

Loading Equipments: A platform 55 meters long where 6 cars can be loaded

Loading Capacity : Daily (8 hours) loading Capacity is 8 cars (120 tons)

(b) By Waterway

Loading Equipments: There are 2 belt-Conveyors to the wharf and by chutes, we can load in to 2 motor-Sailships at a time.

(4) To be continued.

DECLASSIFIED E.O. 12065 SECTION 3 402/NNBS NO.

Loading Capacity : Daily (8 hours) loading Capacity is 2 or 3 moter-Sailships. (500 tons)

Depth by the wharf: 3 meters at law tide.
Capacity of the moter-Sailships: 100-200 tons

The percentage of the Market and Way is as follows:

Water Way	:	65 %
Rail Way	:	35 %
and Exportation:		50 %
Interior	:	50 %

(VII) Raw-Materials (Receiving)

Article	Name of Quary or Source	Unloading Capacity	Distance to Plant.in Km
Limestone	Tuhemi, Fukuoka Pref.	30KT/hr	20 (by water way)
"	Omine, Yamaguti Pref.	50 "	30 (by rail way)
Clay	Onoda " "	30 "	2 (")
Canister	Narita, Fukuoka "	30 "	23 (by water way)
Gypsum	Matusiro & Wanibuti, Simane Pref.	30 "	150 (by rail way)
Pyrite-Cinder	Ube, Yamaguti Pref.	30 "	16 (by water way)

The monthly Quantity of past a year was as follows:

Month	Limestone	Clay	Canister	Pyrite-Cinder	Gypsum
Apr. '49	13,429	1,461	60	166	341
May "	17,263	1,355	757	379	501
June. "	13,303	1,534	363	111	424
July "	13,847	2,111	195	145	524
Aug. "	13,223	2,552	-	303	53
Sept. "	14,243	2,623	867	320	644
Oct. "	25,044	2,626	1,102	378	557
Nov. "	17,422	2,372	1,205	374	1,178
Dec. "	17,354	2,088	1,390	292	387
Jan. '50	13,920	1,267	1,114	230	216
Feb. "	17,792	2,104	1,010	59	56
Mar. "	14,422	1,865	1,531	340	89
Total	190,362	23,958	9,594	3,097	4,940
A.V.	15,879	1,996	800	258	412

(VIII) Electric Power Supply

(a) Own Equipments and Capacity

Generator: 3 phase, A.C. 2,000V, 50 cycle
7,000 KW 1 Set.

(5) To be continued

Steam Turbine: Noelly Type, 7,000 KW 1 Set.
Boilers : B & W. Type, Pressure; 12 Kg/cm2
H.S. 574 m2; 2 Sets, 807 m2; 1 Set.
1,068 m2; 1 Set.

(b) Condition of supply from other Sources.
Tagoku Electric Power Distributing Co., Ltd.
Contracted Capacity: 60 cycle 1,800 KW

Record of Past a year

month		Own generated Averaged Power (K.W.)	Own generated Total Power (K.W.H.)	Supply Total Power (K.W.H.)	Supply Total Power (K.W.H.)	Supply by Total (%)
Apr.	'49	3,152	1,277,100	685,800	1,962,900	35
May	"	3,105	1,646,700	637,400	2,284,100	28
June	"	2,693	1,374,100	610,300	1,984,400	31
July	"	2,630	1,177,900	577,020	1,754,920	33
Aug.	"	3,003	1,318,200	549,600	1,867,800	29
Sept.	"	4,047	1,996,500	342,800	2,339,300	15
Oct.	"	3,038	1,595,800	642,900	2,238,700	29
Nov.	"	3,670	1,899,800	478,000	2,377,800	20
Dec.	"	3,882	1,590,300	461,000	2,051,300	22
Jan.	'50	3,570	1,394,100	436,700	1,830,800	24
Feb.	"	3,950	1,780,400	480,800	2,[illegible]61,200	21
Mar.	"	3,360	1,172,000	562,600	1,734,600	32
Total		-	18,222,900	6,464,920	24,687,820	-
A.V.		3,342	1,518,575	538,743	2,057,318	26

(6) To be continued

DECLASSIFIED E.O. 12065 SECTION 3 402/NNSS NO.

(IX) Coal Supply

Record of past One year

month	Received (KT)	Average Calory (Kcal/Kg)	Source of Supply
Apr. '49	4,133	5,791	Tikuho & Motoyama
May "	4,458	5,810	"
June "	2,794	5,854	"
July "	3,473	6,094	"
Aug. "	5,099	6,397	"
Sept. "	3,020	6,319	"
Oct. "	5,210	6,303	"
Nov. "	4,730	6,330	"
Dec. "	2,937	6,457	"
Jan. '50	4,289	6,431	"
Feb. "	3,400	6,317	"
Mar. "	3,143	6,428	"
Total	47,686	-	
A.V.	3,978	6,211	

(7) To be continued

(K) Quality

(a) Chemical Analysis

Type III

month	SiO_2	Al_2O_3	Fe_2O_3	CaO	MgO	SO_3	Ig.loss	(Insol res.)	Total	H.M.
Apr. '49	21.65	5.95	3.37	64.91	1.31	1.52	0.91	(0.42)	99.62	2.10
May "	22.08	5.64	3.16	65.31	1.25	1.37	0.86	(0.41)	99.67	2.11
June "	21.68	5.94	3.12	65.34	1.19	1.53	0.86	(0.37)	99.66	2.12
July "	21.87	5.56	3.24	65.32	1.21	1.34	1.01	(0.52)	99.56	2.13
Aug. "	22.23	5.63	3.21	64.82	1.27	1.55	0.95	(0.64)	99.66	2.09
Sept. "	Nothing									
Oct. "	22.43	5.86	3.12	65.14	1.13	1.41	1.20	(0.73)	99.69	2.11
Nov. "	Nothing									
Dec. "	"									
Jan. '50	"									
Feb. "	"									
Mar. "	"									
A.V.	21.99	5.66	3.20	65.14	1.23	1.45	0.96	(0.51)	99.64	2.11

(8) To be continued

Type J.E.S.

month	SiO_2	Al_2O_3	Fe_2O_3	CaO	MgO	SO_3	Ig.loss	(Insol res.)	Total	H.M.
Apr. '49	22.45	6.14	3.27	63.75	1.30	1.53	1.17	(1.63)	99.61	2.00
May "	21.60	6.21	3.04	65.25	1.22	1.54	0.96	(0.82)	99.82	2.12
June. "	21.99	6.11	3.05	65.00	1.23	1.34	0.99	(0.66)	99.71	2.09
July "	22.12	5.43	3.11	65.52	1.09	1.23	1.36	(0.60)	99.86	2.13
Aug. "	21.50	5.96	3.05	65.14	1.28	1.52	1.31	(0.62)	99.76	2.13
Sept. "	21.94	5.95	3.11	64.86	1.23	1.28	1.02	(0.55)	99.49	2.09
Oct. "	22.77	5.23	3.10	64.74	1.10	1.37	1.18	(0.59)	99.53	2.08
Nov. "	22.26	5.20	3.16	65.12	1.12	1.39	0.83	(0.45)	99.53	2.10
Dec. "	21.82	5.59	3.24	65.20	1.27	1.18	0.86	(0.42)	99.58	2.10
Jan. '50	21.75	5.59	3.18	65.26	1.06	1.33	0.82	(0.35)	99.24	2.11
Feb. "	21.78	5.49	3.15	65.61	1.11	1.19	0.75	(0.38)	99.46	2.10
Mar. "	(Unknown)									
A.V.	21.99	5.72	3.13	65.41	1.18	1.36	1.02	(0.64)	99.68	2.10

(9) To be continued

(b) Physical Tests

Compressive Strength (lbs/in^2)

	3 Days		7 Days		28 Days	
month	Type III	Type J.E.S.	Type III	Type J.E.S.	Type III	Type J.E.S.
Apr. '49	1,858	1,492	3,251	2,590	5,583	4,592
May "	1,843	1,697	3,214	2,918	5,365	5,069
June "	1,826	1,596	3,176	2,874	5,338	4,945
July "	1,944	1,563	3,159	2,570	5,143	4,601
Aug. "	2,005	1,777	3,102	2,807	4,881	4,692
Sept. "	-	1,626	-	2,816	-	4,893
Oct. "	1,724	1,602	2,994	2,732	5,090	4,891
Nov. "	-	1,696	-	2,712	-	5,152
Dec. "	-	1,409	-	2,843	-	5,328
Jan. '50	-	1,647	-	2,879	-	5,453
Feb. "	-	1,750	-	3,145	-	5,804
Mar. "	-	(unknown)	-	(unknown)	-	(unknown)
A.V.	1,869	1,614	3,149	2,808	5,233	5,038

(10) To be continued

DECLASSIFIED E.O. 12065 SECTION 3-402/NND No.

DECLASSIFIED E.O. 12065 SECTION 3-402/NNDG NO. [redacted]

(XI) Number of Employees and Salary

Number of Employees at Present.

Plant Workers, Male	534
Plant Workers, Female	66
Total	600

Salary: Monthly mean ¥10,000

(11) The End.

DECLASSIFIED E.O. 12065 SECTION 3-402/NNDG NO.



DECLASSIFIED E.O. 12065 SECTION 3-402/NNDS NO.

ONODA PLANT, O

SCALE 1

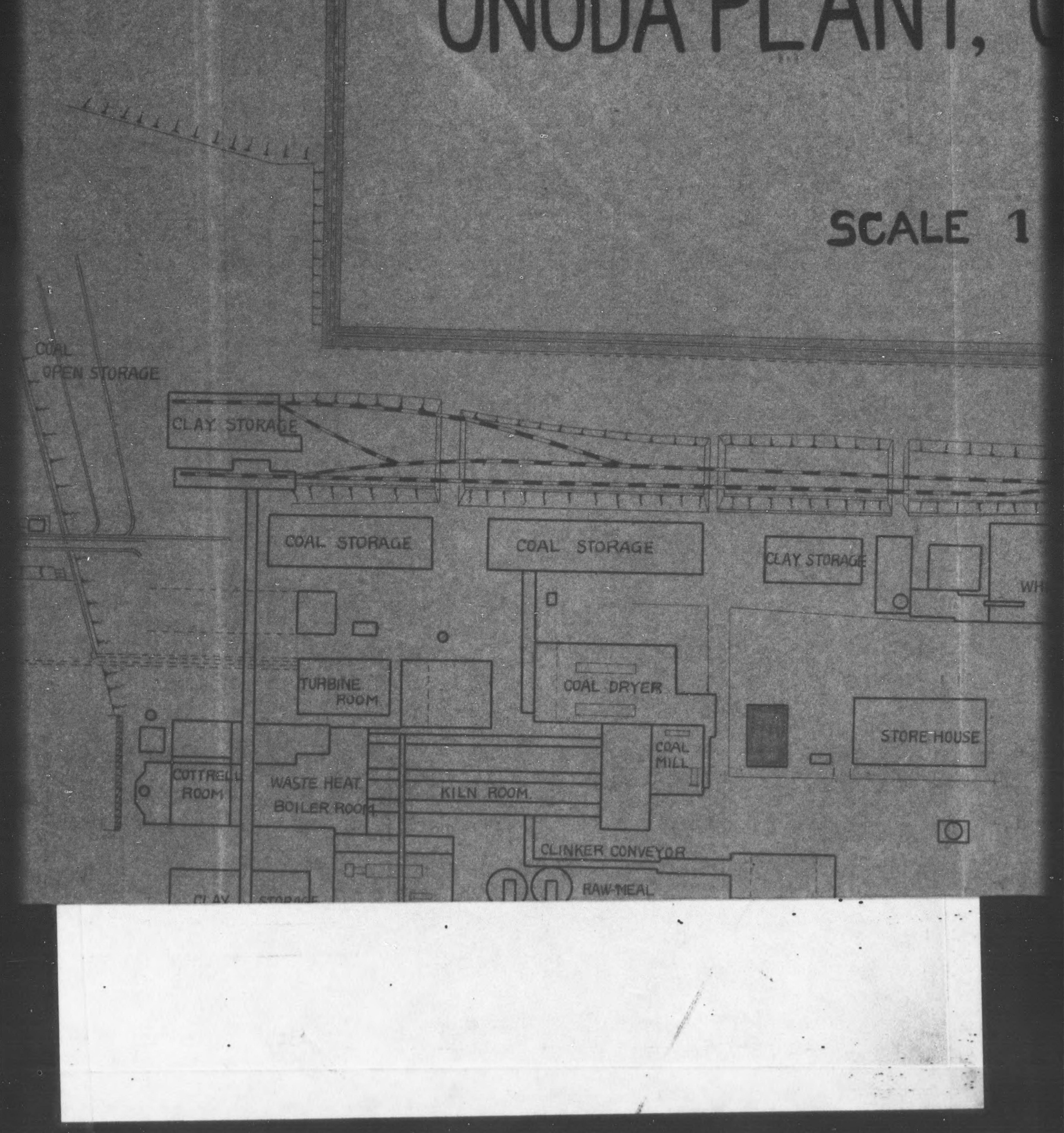

DECLASSIFIED E.O. 12065 SECTION 3 402/NNBS NO.

A PLANT, ONODA CEMENT

SCALE 1 : 1000

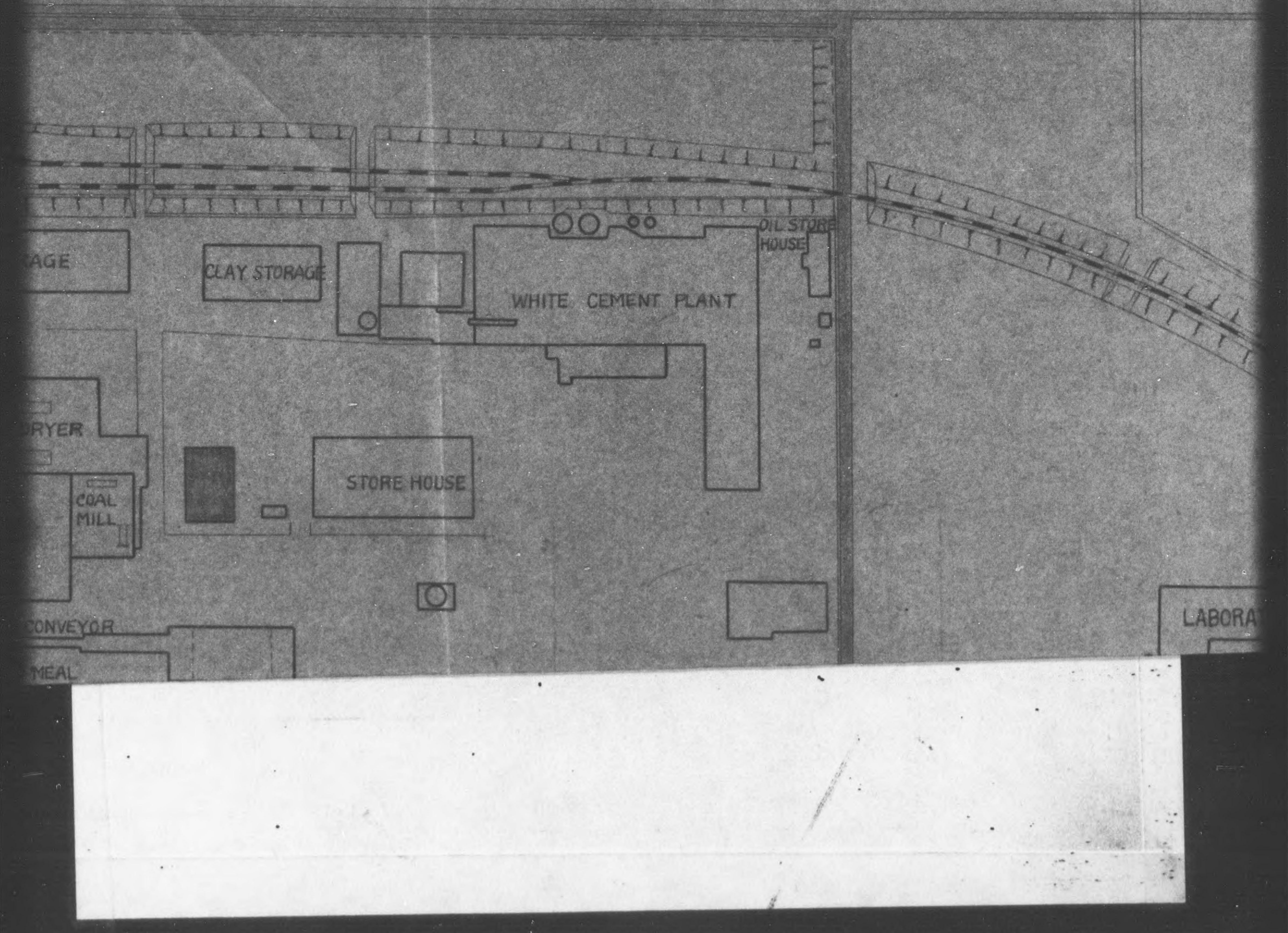

DECLASSIFIED E.O. 12065 SECTION 3 402/NNSC NO.

DA CEMENT Co., Ltd.



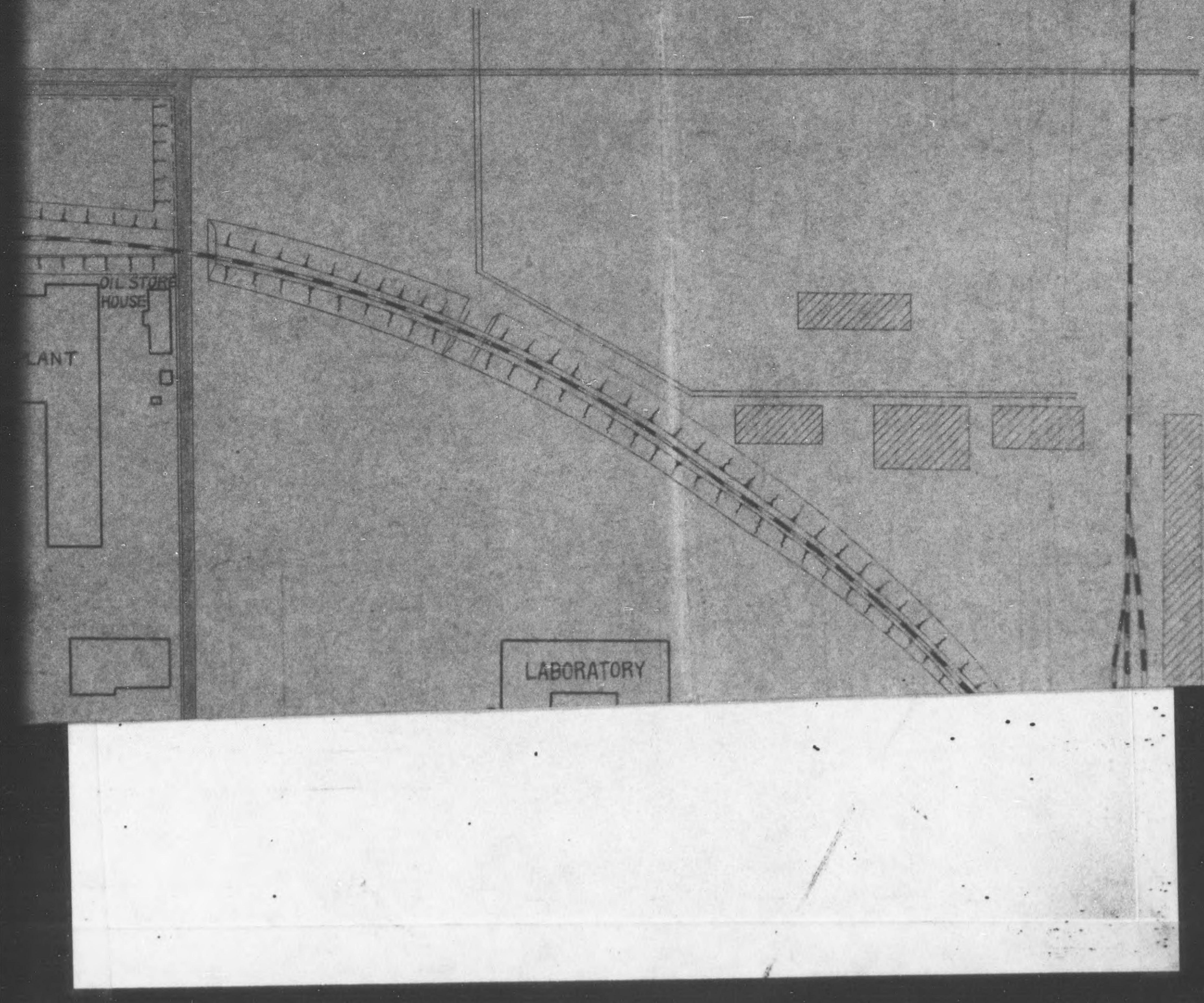

DECLASSIFIED E.O. 12065 SECTION 3-402/NNDG NO.

ENT Co., Ltd.



DECLASSIFIED E.O. 12065 SECTION 3-402/NNDG NO.

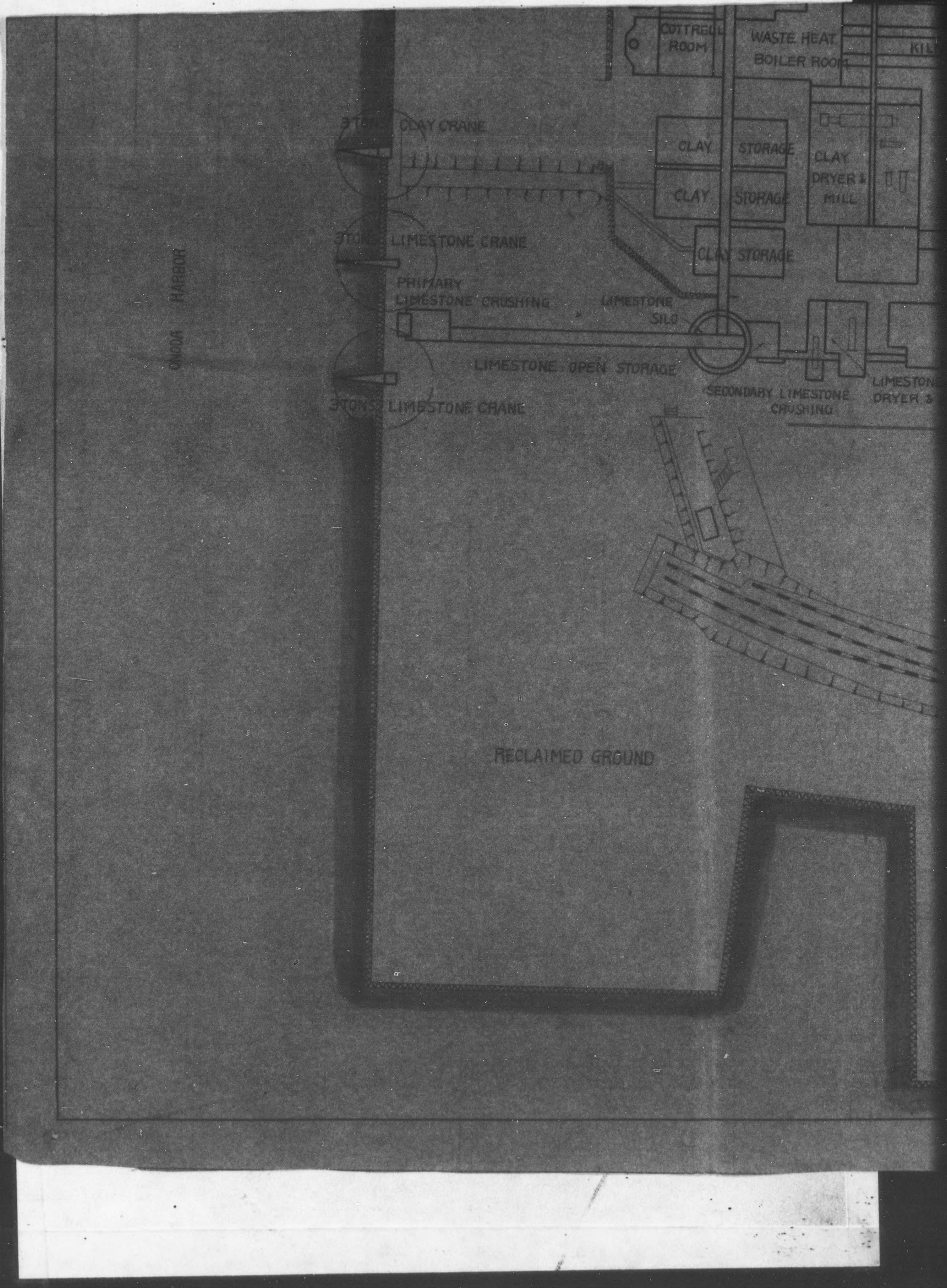

DECLASSIFIED E.O. 12065 SECTION 3-402/NNDG NO.

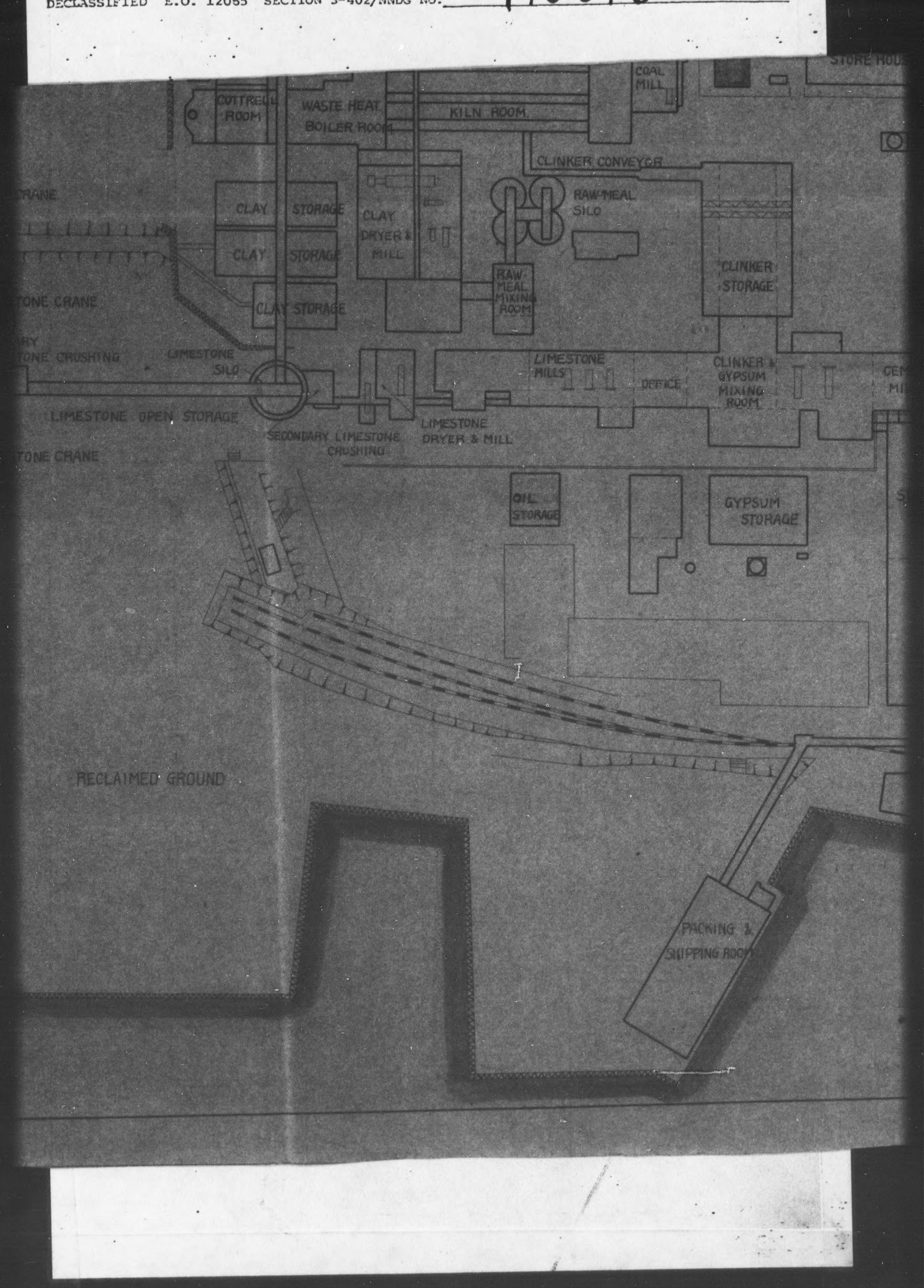

DECLASSIFIED E.O. 12065 SECTION 3-402/NNDG NO.

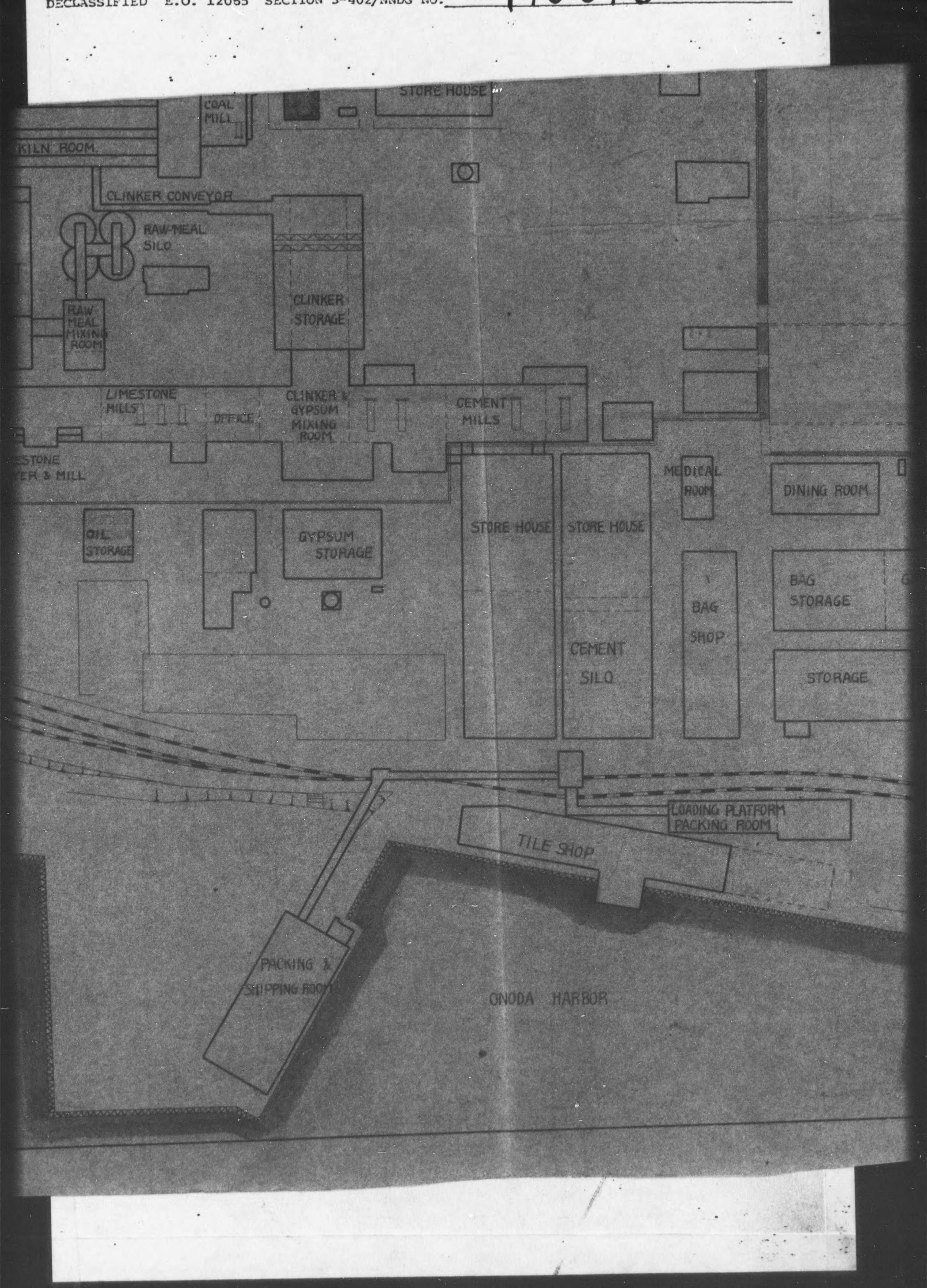

DECLASSIFIED E.O. 12065 SECTION 3-402/NNDG NO.

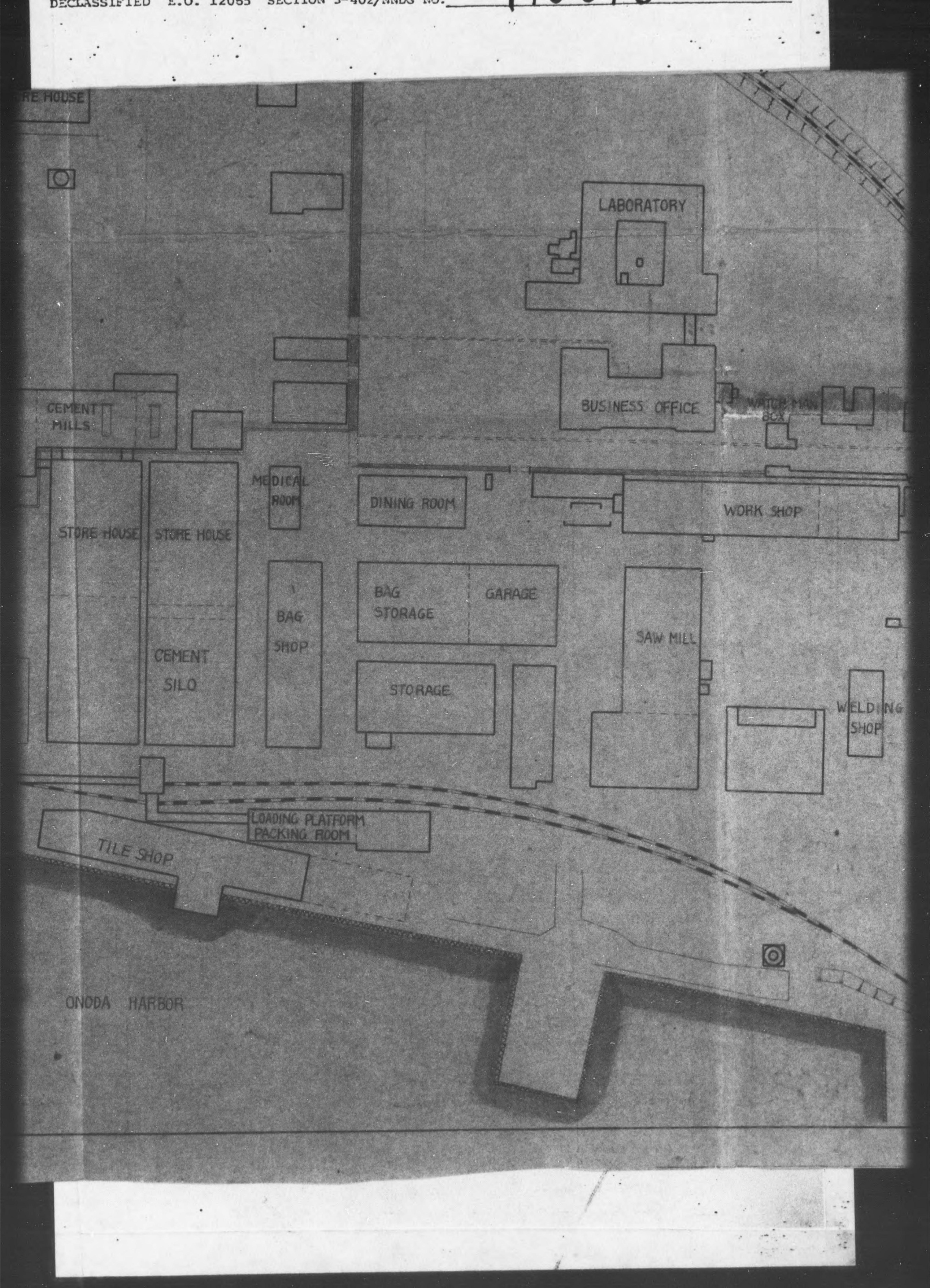

DECLASSIFIED E.O. 12065 SECTION 3-402/NNDG NO.

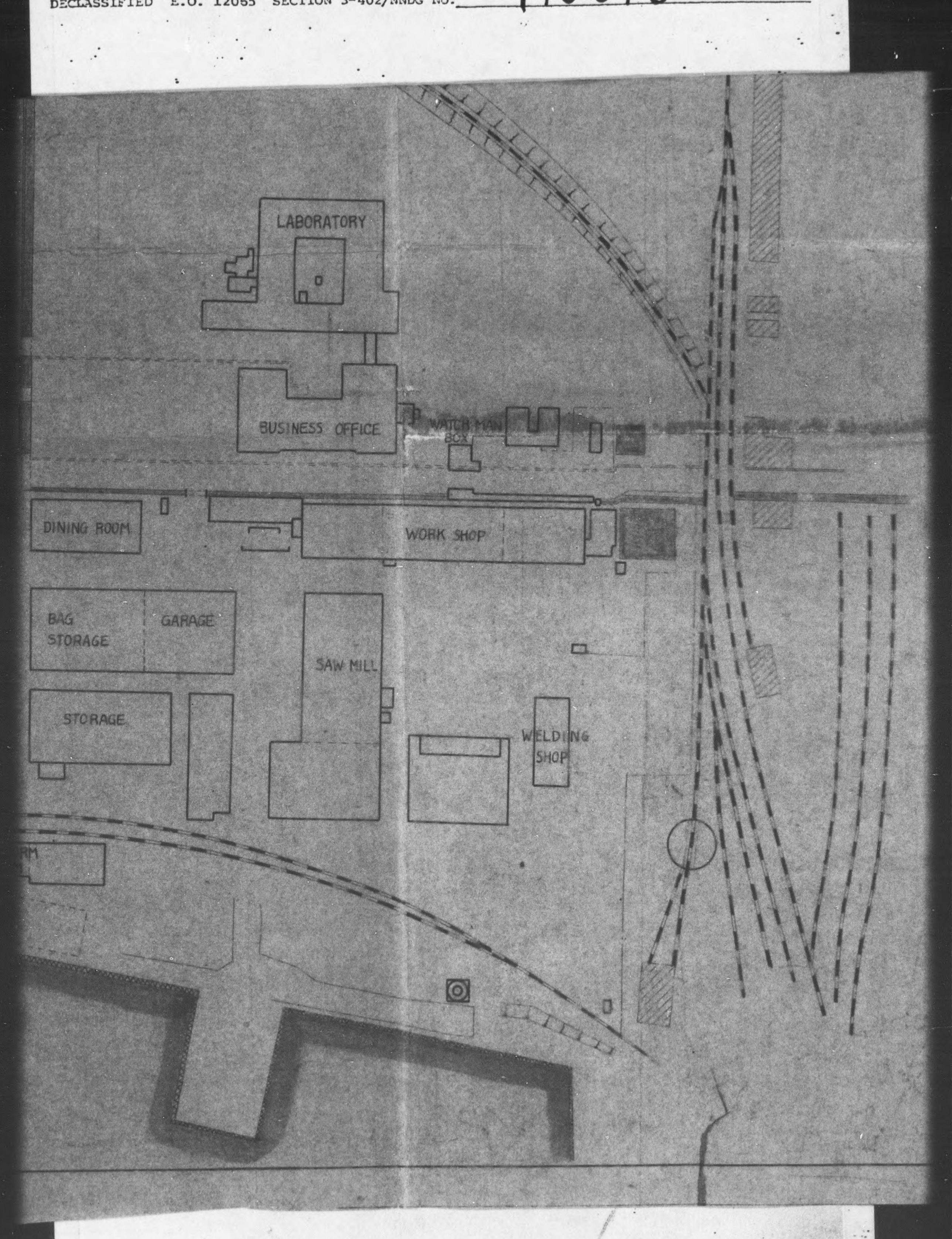
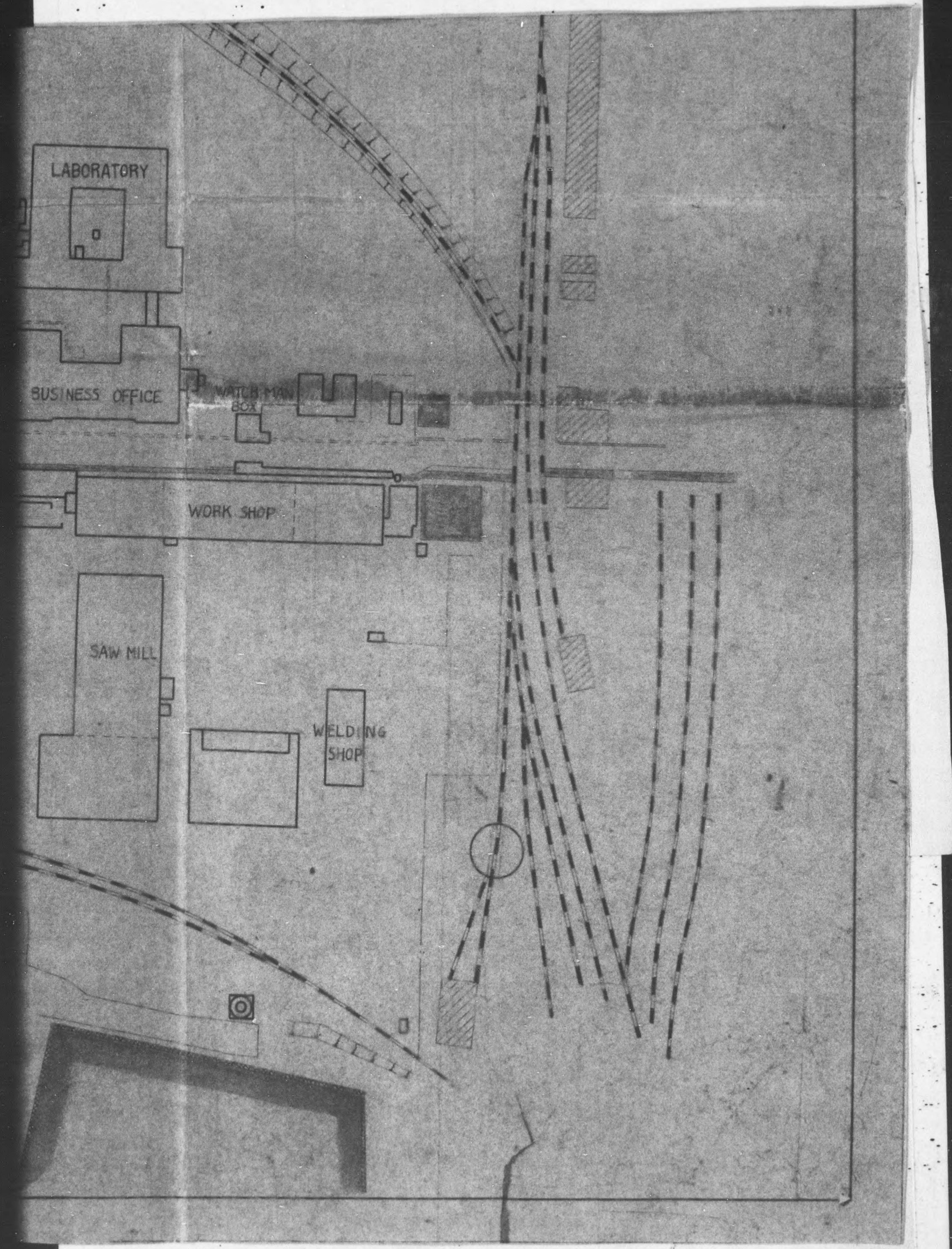
DECLASSIFIED E.O. 12065 SECTION 3-402/NNDG NO.