

Introduction to <https://phabricator.wikimedia.org>

Slides by Birgit Müller and Andre Klapper


<https://commons.wikimedia.org/wiki/File:Introduction-to-Phabricator-WikiCon-2016.pdf>

Phabricator

- Project management tool, primarily for software projects
- Management of "tasks"
- Easier collaboration / working together

Most important basic concepts:

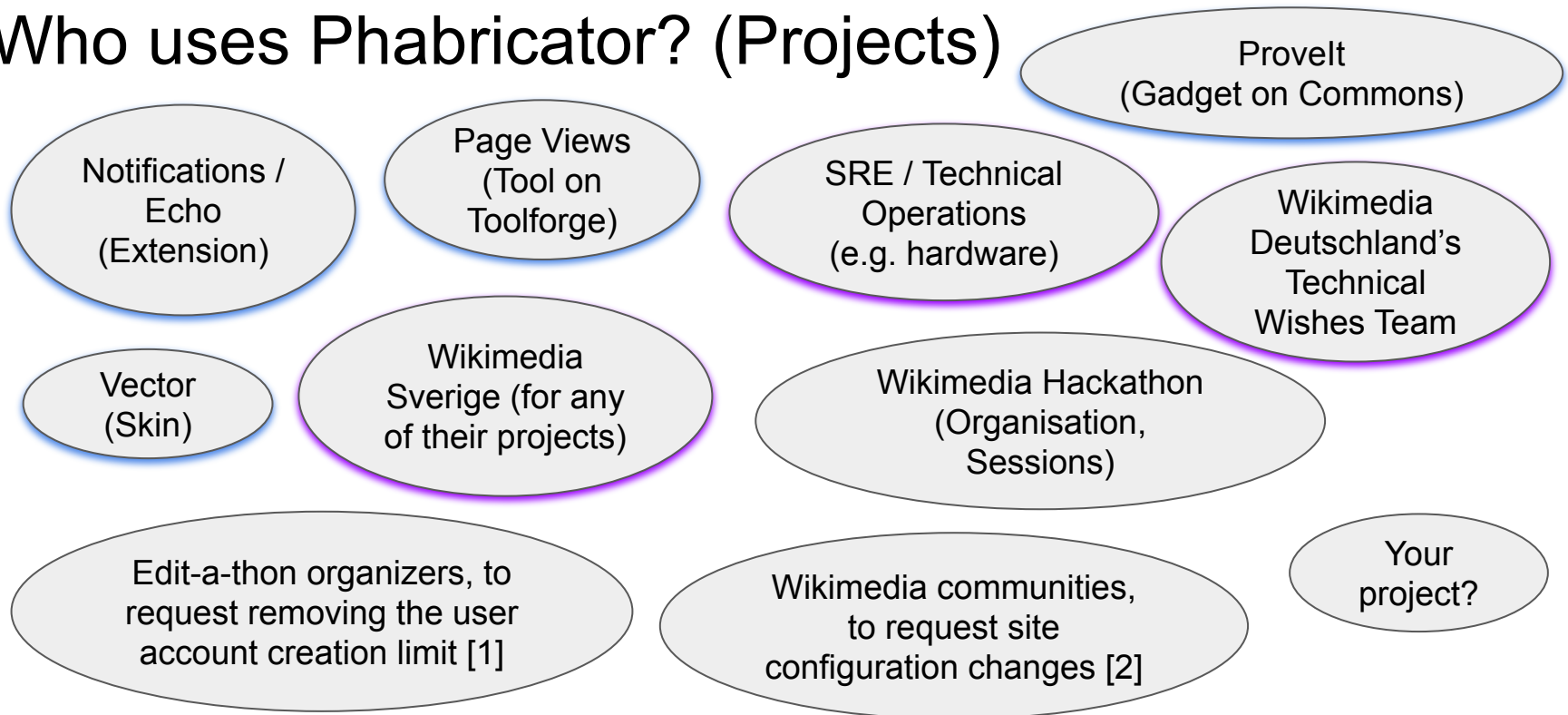
- Tasks (Tickets)
- Projects (Tags)
- People (Users)



Who uses Phabricator? (People)

- Technically interested people, authors ...
- Developers
- Product managers
- Testers
- Deployers
- People doing communication
- Designers
- Translators
- Documentation writers
- Triagers
- Analysts
- Organizers of events
- ...

Who uses Phabricator? (Projects)



- [1] https://meta.wikimedia.org/wiki/Mass_account_creation
- [2] https://meta.wikimedia.org/wiki/Requesting_wiki_configuration_changes

Who does not use Phabricator? (Projects)

- Software maintainers are free to use what they prefer for managing tasks - e.g. could be Github.com or other places than Wikimedia Phabricator
- **Gadgets and Templates** are local content on each wiki. Each wiki community is responsible themselves for their code. Only a few gadget maintainers decided to use Wikimedia Phabricator for managing their tasks.
- It is hard to find out which software creates a problem. Sometimes tasks get closed as invalid because they need to be reported in a different place.
- See https://www.mediawiki.org/wiki/Help:Locating_broken_scripts to find out if local gadget is broken and which lines in the gadget need changes. See https://meta.wikimedia.org/wiki/Small_wiki_toolkits#Ask_your_technical_questions where to find technical help from others.

Tasks, Metadata fields, Projects


- Tasks (e.g. individual tasks, software bug reports, feature requests) with a description and further comments
- Associated projects (tags)
- Further metadata (Status, Priority, Assignee, Author, Subscribers, etc.)


! Make diff bars distinguishable


Open, Normal


Public

Tags


 Revision-Slider (Backlog)

 Design (WMDE)

 TCB-Team (Revision Slider)

 WMDE-Design (IncomingTCB)

Subscribers

 Aklapper


 Lea_WMDE

 WMDE-leszek

Assigned To

 Jan_Dittrich

Authored By

 Lea_WMDE

Aug 15 2016, 14:48

Projects and teams

- If you want to develop something yourself (or "organize" as a group), you need a project.
- Tasks get associated to projects.
- Projects can have members.






WMDE-Design  Group

✓ Active

Public

DESCRIPTION


Project of the design team from WMDE. Similar to  WMF-Design . Mostly working on design-related tasks for  Wikidata and  TCB-Team .

Members (13)

 View All



Lea_WMDE (Lea Voget)

 Product Manager




gabriel-wmde (Gabriel Birke)

 User



Abraham (Abraham Taherivand)

 Head of Software Development
WMDE

Projects and their workboards

- A project can have a workboard which simplifies planning.
- Workboards have columns. Tasks associated to the project are shown as cards in the columns.
- Drag and drop of cards is supported.

The screenshot displays the Phabricator interface for a workboard. At the top, the Phabricator logo and navigation icons are visible. The main header shows the breadcrumb path: Projects > WMDE-Design > Workboard. The interface is divided into three columns representing different stages of task completion:

- Incoming (Default)**: Contains two task cards. The first is T218402, 'Make statement groups clickable and append property IDs to the URLs', with tags for Wikidata and Design. The second is T213270, 'Possibility to use both versions of a paragraph in two-col-conflict', with tags for Two-Column-Edit-Conflict-Merge, TCB-Team, and Design.
- Doing**: Contains one task card, T182178, 'Add given data to confirmation pages after donating/applying for membership', with tags for WMDE-FUN-Team, WMDE-Fundraising-Tech, and Design.
- Some Subproject**: Contains two task cards. The first is T188516, 'Move field for email address out of address section', with tags for WMDE-Fundraising-Tech, WMDE-FUN-Team, and Story. The second is T160739, 'Add an entry point to revision slider from the history page', with tags for Revision-Slider and German-Community-Wishlist.

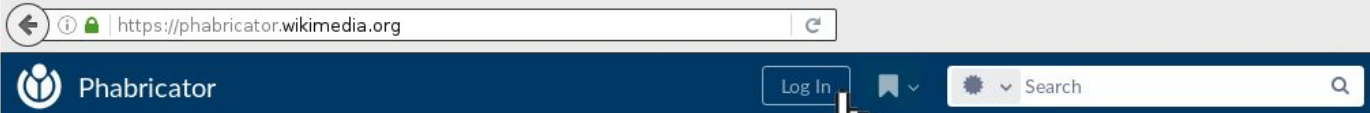

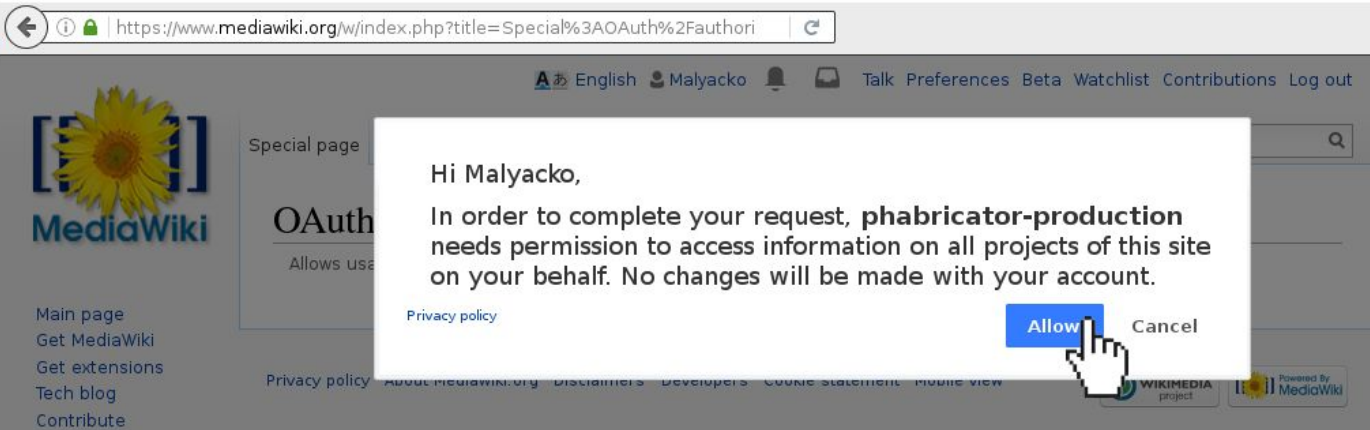
The interface also includes a search bar at the top right, a sidebar on the left with navigation options like 'Workboard', 'Open Tasks', and 'Reports', and various icons for settings and notifications.

Setting priorities of tasks

- Priority values: needs triage, lowest, low, normal, high, unbreak now!
- Priorities express the urgency of a task.
- Maintainers, developers, product managers set the priorities.
- https://www.mediawiki.org/wiki/Phabricator/Project_management#Setting_task_priorities
- https://www.mediawiki.org/wiki/Bug_management/Development_prioritization

Questions so far?

Account registration

- Screenshot 1: The Phabricator homepage. The browser address bar shows <https://phabricator.wikimedia.org>. The Phabricator logo is on the left, and a "Log In" button is on the right. A hand cursor is pointing at the "Log In" button.
- Screenshot 2: The login or registration page. The browser address bar shows <https://phabricator.wikimedia.org/auth/start/?next=%2F>. The page title is "Auth > Login". The main heading is "Log in or register to Wikimedia Phabricator". A button labeled "Login or Register" with the MediaWiki logo is visible. A hand cursor is pointing at the button.
- Screenshot 3: The OAuth permission dialog on the MediaWiki site. The browser address bar shows <https://www.mediawiki.org/w/index.php?title=Special%3AOAuth%2Fauthori>. The dialog text reads: "Hi Malyacko, In order to complete your request, **phabricator-production** needs permission to access information on all projects of this site on your behalf. No changes will be made with your account." There are "Allow" and "Cancel" buttons. A hand cursor is pointing at the "Allow" button.

https://www.mediawiki.org/wiki/Phabricator/Help#Creating_your_account

Account registration


4. <https://phabricator.wikimedia.org/auth/register/12345678901234567890>

Phabricator

Auth > Register > MediaWiki

Phabricator Registration

External Account

 **"mediawiki" User**
MediaWiki Account - 123456789
<https://www.mediawiki.org/w/index.php?title=User:Malyacko>

Phabricator Username

Also Known As

Email Required



https://www.mediawiki.org/wiki/Phabricator/Help#Creating_your_account

User profile

https://phabricator.wikimedia.org/p/Malyacko/

Phabricator

People > Malyacko

Malyacko (Malyacko (AKlapper PERSONAL))

User

User Details


User Since Nov 20 2014, 2:56 PM (145 w, 3 d)
Availability Available
MediaWiki User [Malyacko](#)

Personal account of Andre Klapper (WMF).

For my alter ego working at the Wikimedia Foundation, see [@Aklapper](#).

Recent Activity

Sun, Aug 20


 **Malyacko** added a comment to [T173618: MultimediaViewer uses an old version of jquery.scrollTop which is broken for Chrome 61](#).

(Originally mentioned in [https://en.wikipedia.org/w/index.php?title=Wikipedia:Village_pump_\(technical\)&oldid=796369433](https://en.wikipedia.org/w/index.php?title=Wikipedia:Village_pump_(technical)&oldid=796369433))

Sun, Aug 20, 4:03 AM · MediaWiki-extensions-MultimediaViewer, Multimedia, JavaScript

Jun 16 2017

Projects


 **Developer-Relations**
Group

Calendar

Today
Clear sailing ahead.

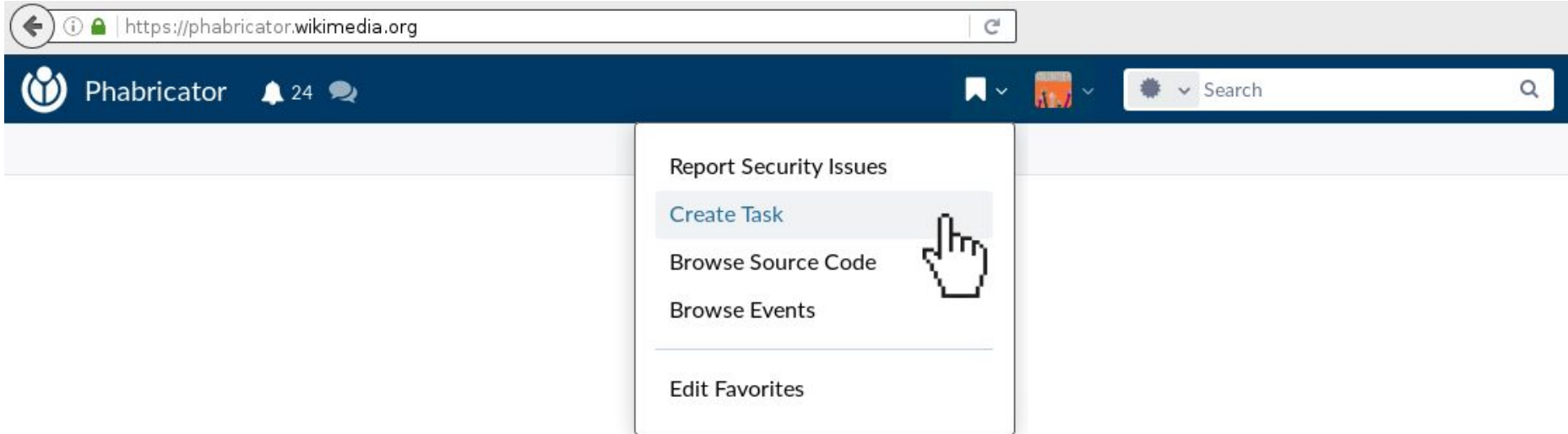
Tomorrow
Clear sailing ahead.

Wednesday
Clear sailing ahead.



Profile
Badges
Tasks
Revisions
Commits
Manage

Filing a task



+ Create Task (Simple)

Task

Well-written tasks with enough information get fixed faster: [How to write a good bug report.](#)

Title "f1" prefix in Hovercards text for specific page on de.wp

Required

Assigned To Type a username...

Description

B *I* T  |      |   

Steps to reproduce:

1. Enable [Hovercards](#) on <https://de.wikipedia.org/wiki/Spezial:Einstellungen#mw-prefsection-betafeatures>
2. Go to [https://de.wikipedia.org/w/index.php?title=Waal_\(Fluss\)&oldid=153721945#Heutige_Flusslandschaft](https://de.wikipedia.org/w/index.php?title=Waal_(Fluss)&oldid=153721945#Heutige_Flusslandschaft)
3. Hover over "[Waalbrücke bei Nimwegen, gebaut 1931/1936](#)" link currently linking to https://de.wikipedia.org/w/index.php?title=Waalbr%C3%BCcke_bei_Nimwegen&oldid=155342759

Expected result: 'Clean' Text extract.

Actual result: "f1" prefix for unknown reasons:
{F4172031}

Tags  TextExtracts ×

Subscribers Type a user, project, package, or mailing list name...

Cancel

Create New Task

Creating a software bug report or a feature request

- https://www.mediawiki.org/wiki/How_to_report_a_bug

Requesting/creating your own project

- https://www.mediawiki.org/wiki/Phabricator/Creating_and_renaming_projects
- Special permission required to create projects yourself.
- Create a task to request a project. Someone will create it for you.
- It is also possible to create forms (some fields pre-filled). See <https://www.mediawiki.org/wiki/Phabricator/Help/Forms>

+ Create Project

Configure Form

Project

Name Required

Description **B I T**

A MediaWiki extension that provides a kitchen sink (that does not leak) via a Special page.

Icon

Color

Additional Hashtags

Initial Members

Visible To

Editable By


Joinable By



(only if the user has permissions to create a project)


Creating the workboard of the project



 MyProject

 Workboard

 Members

 Subprojects

 Manage



 Projects > MyProject > Workboard

Create Workboard

The workboard for this project has not been created yet.

Columns **New Empty Board**

Create a new board with just a backlog column.

Import Columns

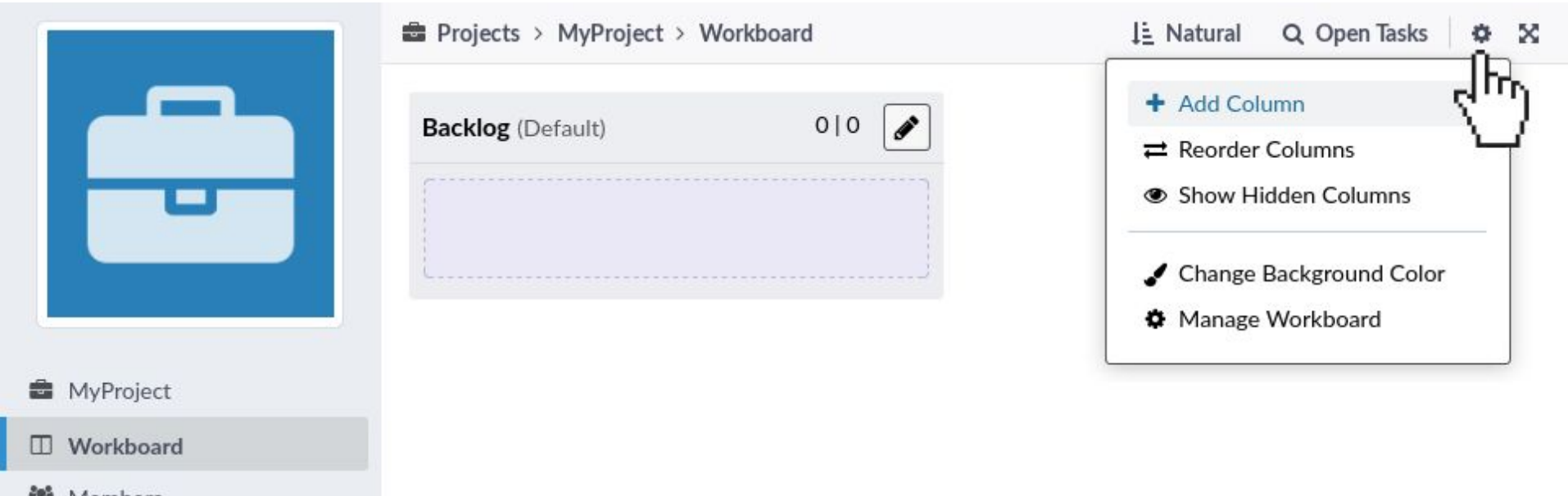
Import board columns from another project.

Make Default Make the workboard the default view for this project.

Cancel

Create Workboard

Configuring the workboard of the project







The screenshot displays a software interface for configuring a project workboard. On the left, a sidebar contains a large blue icon of a briefcase and a navigation menu with items: "MyProject", "Workboard" (highlighted), and "Members". The main area shows a breadcrumb path "Projects > MyProject > Workboard" and a "Backlog (Default)" section with a "0 | 0" counter and an edit icon. A settings menu is open on the right, triggered by a gear icon, and lists the following options: "Add Column", "Reorder Columns", "Show Hidden Columns", "Change Background Color", and "Manage Workboard".

Projects > MyProject > Workboard

Backlog (Default) 0 | 0

- + Add Column
- ⇄ Reorder Columns
- 👁 Show Hidden Columns
- 🖌 Change Background Color
- ⚙ Manage Workboard




-  WMDE-Design
-  Workboard
-  Open Tasks
-  Reports



Incoming (Default) 23 | 0 

T218402 Make statement groups clickable and append property IDs to the URLs

 Wikidata  Design


T213270 Possibility to use both versions of a paragraph in two-column conflict


 Two-Column-Edit-Conflict-Merge



 TCB-Team  Design

Doing 2 | 0  

T182178 Add given data to confirmation pages after donating/applying for membership


 WMDE-FUN-Team



 WMDE-Fundraising-Tech


 Design 

Some Subproject 8 | 0 


T188516 Move field for email address out of address section


 WMDE-Fundraising-Tech



 WMDE-FUN-Team  Story

 Design

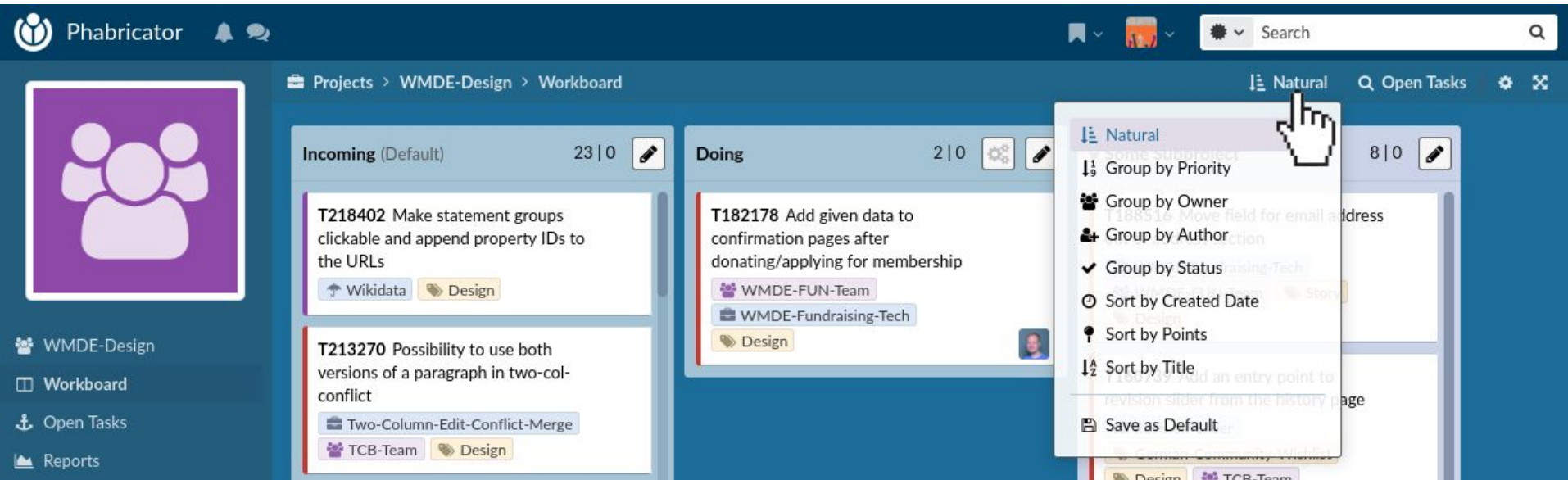
T160739 Add an entry point to revision slider from the history page

 Revision-Slider

 German-Community-Wishlist

 Design  TCB-Team

Sorting the tasks on a workboard



The screenshot shows the Phabricator interface for a workboard. The top navigation bar includes the Phabricator logo, a search bar, and a dropdown menu. The breadcrumb trail indicates the current location: Projects > WMDE-Design > Workboard. The workboard is divided into columns: 'Incoming (Default)' with 23 tasks, 'Doing' with 2 tasks, and a third column with 8 tasks. A context menu is open over the 'Natural' sorting option, listing various sorting and grouping methods. A hand cursor is pointing at the 'Natural' option.

Phabricator

Projects > WMDE-Design > Workboard

Search

23 | 0

Incoming (Default)

2 | 0

Doing

8 | 0

T218402 Make statement groups clickable and append property IDs to the URLs

Wikidata Design

T213270 Possibility to use both versions of a paragraph in two-column conflict

Two-Column-Edit-Conflict-Merge

TCB-Team Design

T182178 Add given data to confirmation pages after donating/applying for membership

WMDE-FUN-Team

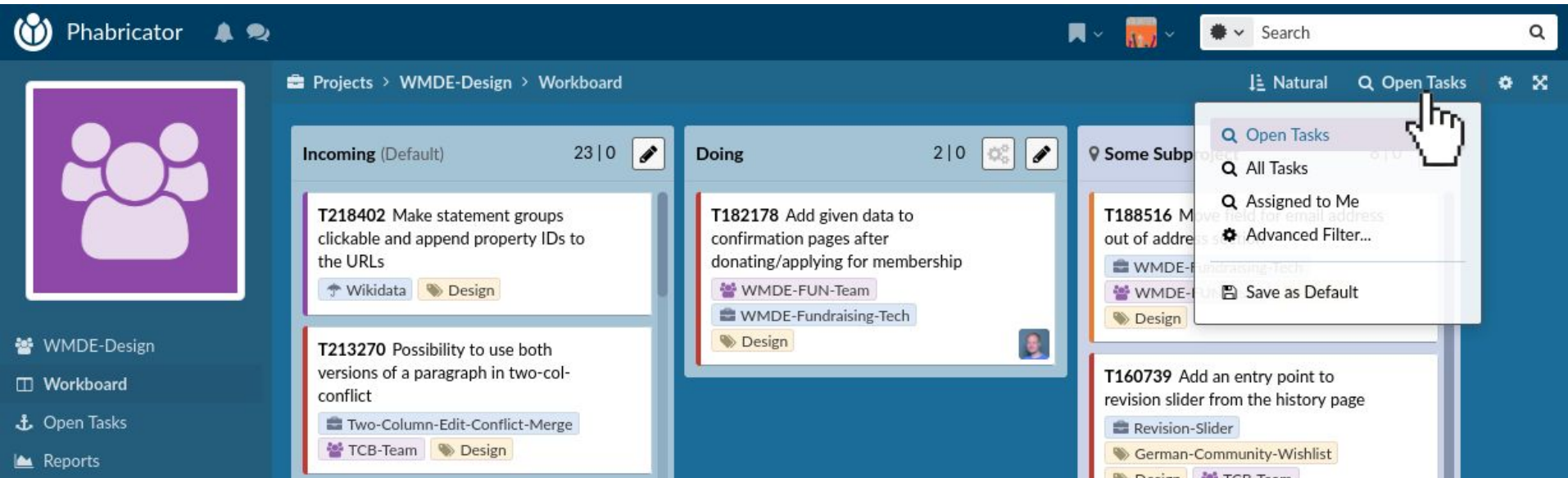
WMDE-Fundraising-Tech

Design

Natural

- Group by Priority
- Group by Owner
- Group by Author
- Group by Status
- Sort by Created Date
- Sort by Points
- Sort by Title
- Save as Default

Filtering the tasks on a workboard



The screenshot displays the Phabricator interface for a workboard. The top navigation bar includes the Phabricator logo, a search bar, and navigation icons. The breadcrumb trail shows the path: Projects > WMDE-Design > Workboard. The left sidebar contains navigation links for WMDE-Design, Workboard, Open Tasks, and Reports. The main content area is divided into columns representing task stages: Incoming (Default) with 23 tasks, and Doing with 2 tasks. A dropdown menu is open over the 'Open Tasks' filter, showing options: Open Tasks, All Tasks, Assigned to Me, Advanced Filter..., and Save as Default. A hand cursor is positioned over the 'Open Tasks' option.

Phabricator

Projects > WMDE-Design > Workboard

Natural Open Tasks

Incoming (Default) 23 | 0

T218402 Make statement groups clickable and append property IDs to the URLs
Wikidata Design

T213270 Possibility to use both versions of a paragraph in two-column conflict
Two-Column-Edit-Conflict-Merge
TCB-Team Design

Doing 2 | 0

T182178 Add given data to confirmation pages after donating/applying for membership
WMDE-FUN-Team
WMDE-Fundraising-Tech
Design

T188516 Move field for email address out of address
WMDE-Fundraising-Tech
Design

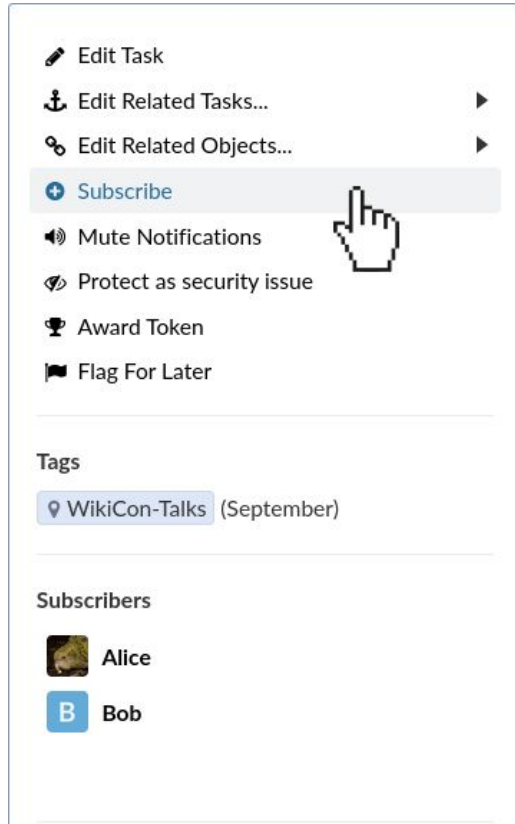
T160739 Add an entry point to revision slider from the history page
Revision-Slider
German-Community-Wishlist
TCB-Team

- Open Tasks
- All Tasks
- Assigned to Me
- Advanced Filter...
- Save as Default

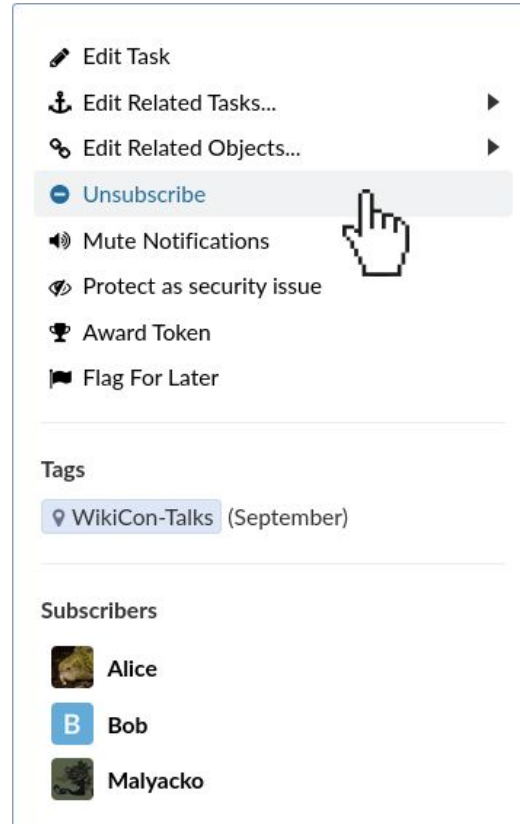
Following activity in tasks or projects interesting you

- Receiving notifications about activity / changes: Via email or in the upper left corner of Phabricator (bell symbol)
- Preferences: <https://phabricator.wikimedia.org/settings/> → Email Preferences
- Individual tasks: “Subscribe”
- Projects (and all their associated tasks): “Watch”

Following activity in individual tasks

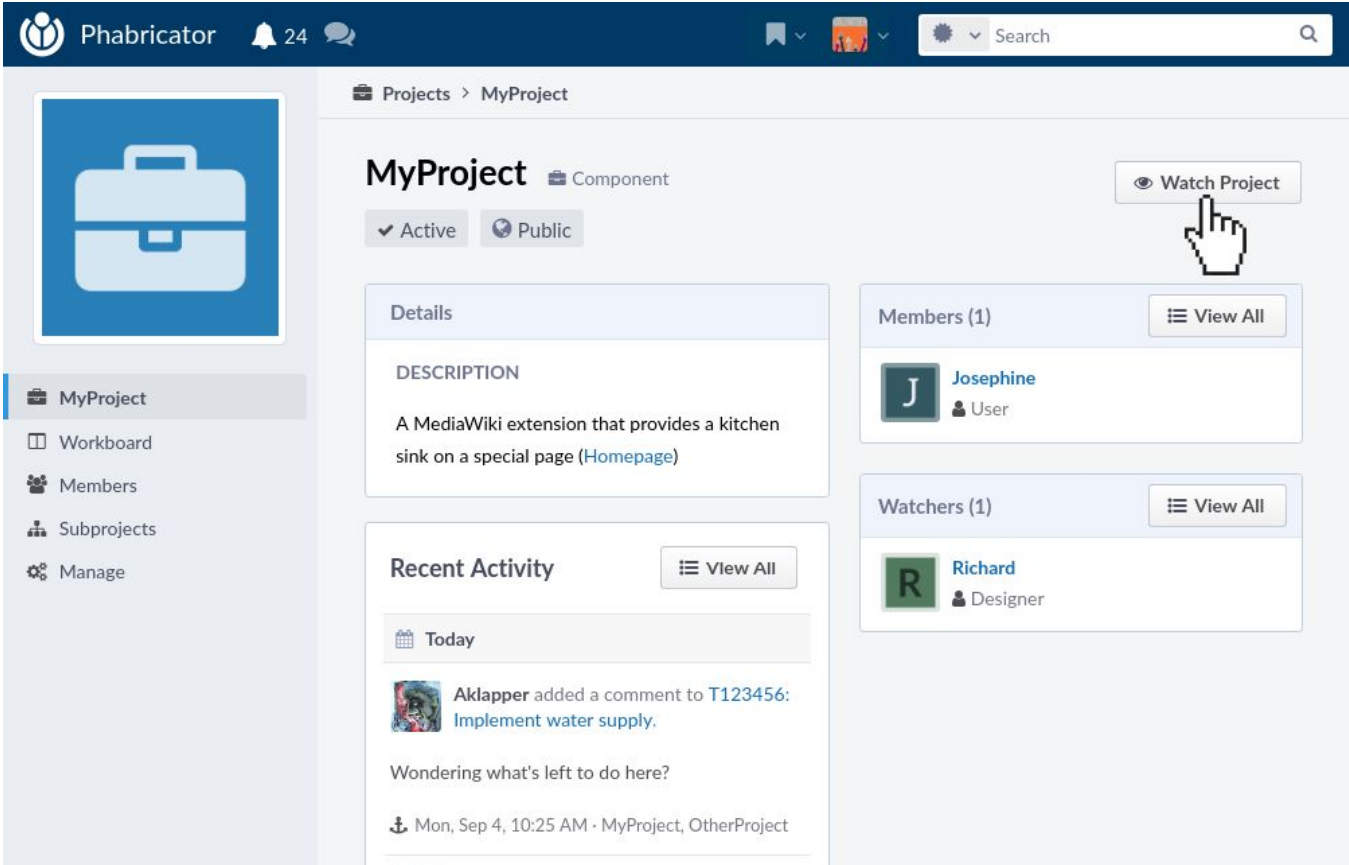


A screenshot of a task menu. The menu items are: Edit Task, Edit Related Tasks..., Edit Related Objects..., **Subscribe** (highlighted with a hand cursor), Mute Notifications, Protect as security issue, Award Token, and Flag For Later. Below the menu is a 'Tags' section with a tag 'WikiCon-Talks (September)'. At the bottom is a 'Subscribers' section with two entries: 'Alice' and 'Bob'.










A screenshot of a task menu, identical to the left one but with 'Unsubscribe' (highlighted with a hand cursor) instead of 'Subscribe'. The 'Subscribers' section now includes three entries: 'Alice', 'Bob', and 'Malyacko'.


Following activity in projects








The screenshot shows the Phabricator interface for a project named "MyProject". At the top, the Phabricator logo and name are on the left, followed by a notification bell with "24" and a search bar. Below the header, the breadcrumb "Projects > MyProject" is visible. The main content area features a large blue briefcase icon for the project. To the right of the icon, the project name "MyProject" is displayed with a "Component" tag, and a "Watch Project" button with an eye icon. Below this, there are filters for "Active" and "Public". The "Details" section contains a "DESCRIPTION" box with the text: "A MediaWiki extension that provides a kitchen sink on a special page ([Homepage](#))". The "Recent Activity" section shows a comment by "Aklapper" on "T123456: Implement water supply." with the text "Wondering what's left to do here?". On the right side, there are two lists: "Members (1)" with "Josephine" (User) and "Watchers (1)" with "Richard" (Designer). Each list has a "View All" button. A hand cursor is pointing at the "Watch Project" button. A large black arrow points from the right side of the screenshot towards the right edge of the image.

Following activity in projects

 Phabricator  24     Search 






 MyProject

-  Workboard
-  Members
-  Subprojects
-  Manage

Projects > MyProject


MyProject Component

 Active  Public 


Details


DESCRIPTION


A MediaWiki extension that provides a kitchen sink on a special page ([Homepage](#))


Recent Activity 



Today


 **Malyacko** added a watcher for [MyProject: Malyacko](#).



 Mon, Sep 4, 12:23 PM



 **Aklapper** added a comment to [T123456: Implement water supply](#).

Members (1) 

 **Josephine**
 User

Watchers (2) 

 **Malyacko**
 User

 **Richard**
 Designer

More / advanced functionality (not covered here)

- "Spaces" for non-public projects (e.g. security issues)
- Personalize your Phabricator front page (dashboards)
- Advanced search; Saving / sharing custom your searches
- "Flags" (personal bookmarks for tasks, similar to a watchlist)
- Hierarchy between tasks (parent tasks and subtasks)
- Agile development (if you know terms like "Scrum" or "Burndown charts")
- etc.

Help and further information

- <https://www.mediawiki.org/wiki/Phabricator/Help>
- https://www.mediawiki.org/wiki/Phabricator/Project_management
- https://www.mediawiki.org/wiki/Phabricator/Creating_and_renaming_projects
- https://www.mediawiki.org/wiki/How_to_report_a_bug

Credits

- https://commons.wikimedia.org/wiki/File:Phacility_phabricator_logo.svg
- <https://phabricator.wikimedia.org/>
- <https://www.mediawiki.org/>