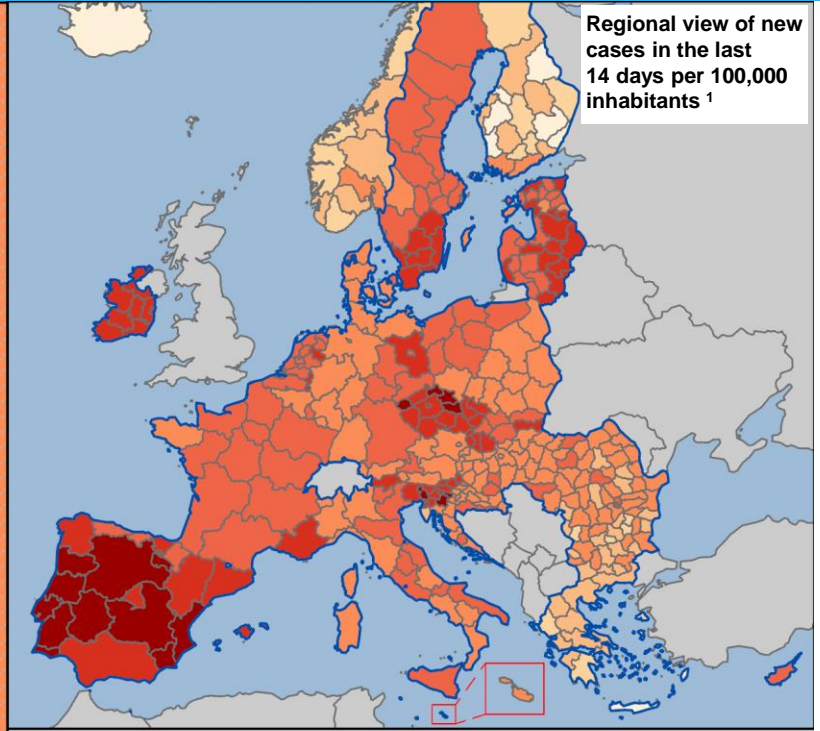
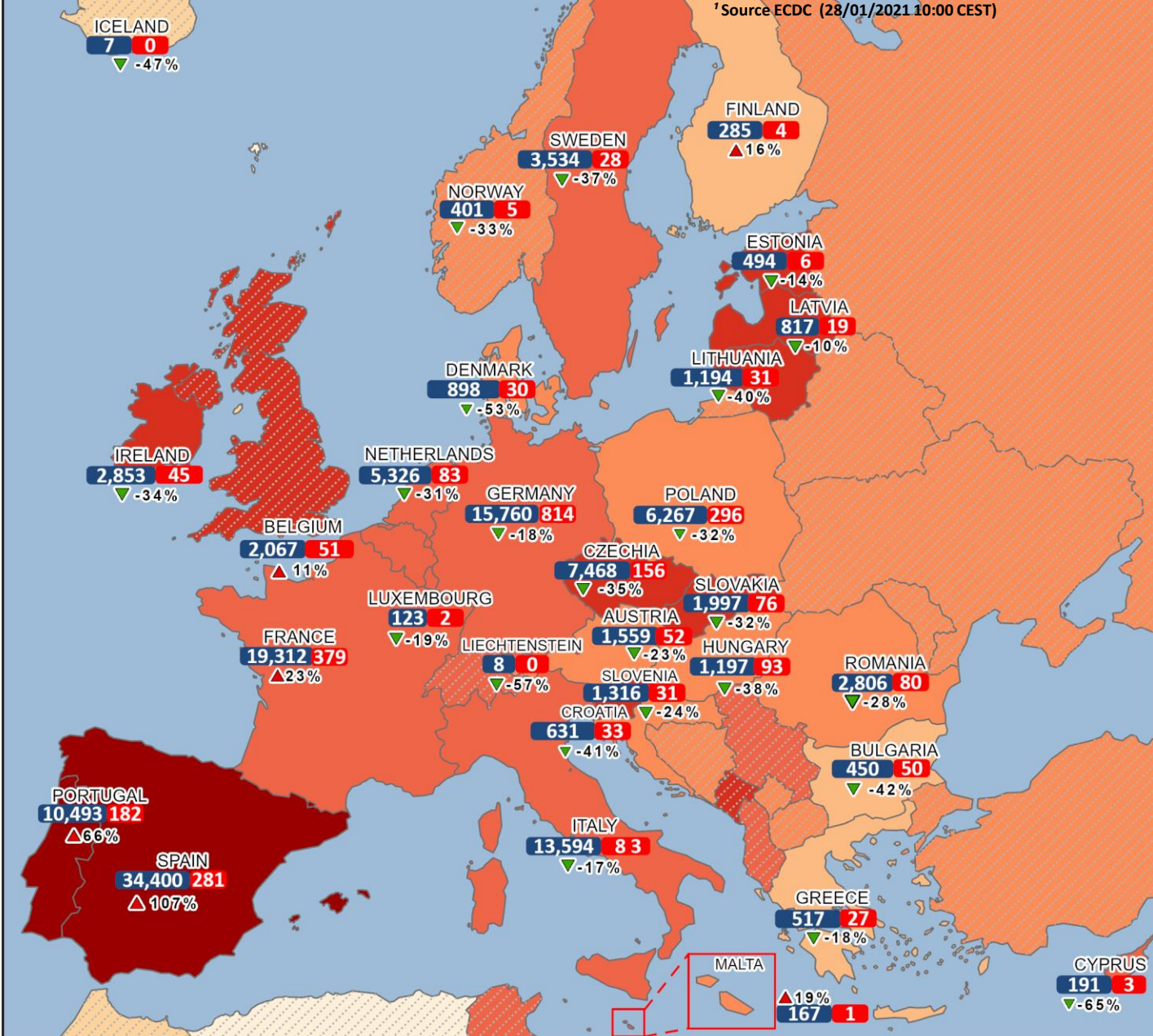


## COVID-19 pandemic in the EU/EEA

	Global COVID-19 cases <sup>1</sup>	Cases in EU/EEA <sup>1</sup>
<b>Confirmed Cases</b>	<b>99,727,853</b>	<b>18,849,065</b>
<b>Deaths</b>	<b>2,137,670</b>	<b>449,395</b>

<sup>1</sup> Source ECDC (28/01/2021 10:00 CEST)

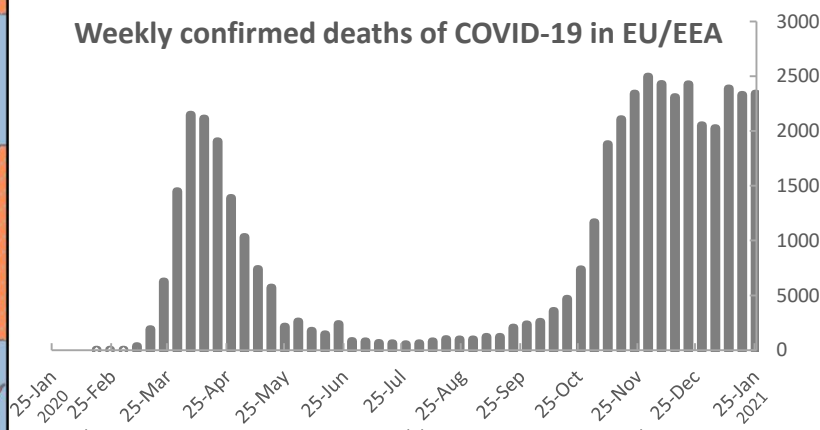


**New cases in the last 14 days per 100,000 inhabitants**

0	1 - 25	26 - 50	51 - 100	101 - 250	251 - 500	501 - 1000	> 1000
---	--------	---------	----------	-----------	-----------	------------	--------

X 14-day daily average cases<sup>3</sup>      Δ xx% Evolution\* 14-day average cases per 100,000 inhabitants<sup>2</sup>  
X 14-day daily average deaths<sup>3</sup>      \* Average of current fortnight compared with the previous fortnight  
 European Union       Non-EU

<sup>2</sup> Calculated for the period: 11/01/2021 – 25/01/2021 (Week 2-3)



Copyright, European Union, 2021. Map created by DG ECHO A3 Situational Awareness Sector in collaboration with JRC. Sources: ECDC, GISCO. The boundaries and names shown on this map do not imply official endorsement or acceptance by the European Union.  
[More info on Corona Virus here](#) and on reopening of the EU MS borders [here](#)