

CA20N  
CC 800

V37







# REPORT

RELATING TO THE REGISTRATION OF

# Births, Marriages and Deaths

IN THE

PROVINCE OF ONTARIO

FOR THE

Year Ending 31st December,

1911

(Being the 42nd Annual Report)

---

PRINTED BY ORDER OF  
THE LEGISLATIVE ASSEMBLY OF ONTARIO

---



TORONTO:

Printed and Published by L. K. CAMERON, Printer to the King's Most Excellent Majesty

1912.

Printed by  
WILLIAM BRIGGS,  
29-37 Richmond Street West,  
TORONTO.

*To His Honour the Lieutenant-Governor of the Province of Ontario.*

MAY IT PLEASE YOUR HONOUR:

I herewith beg to present for your consideration the Forty-Second Annual Report of the Registrar-General, relating to the Registration of Births, Marriages and Deaths in the Province of Ontario, during the year 1911.

Respectfully submitted,

W. J. HANNA,

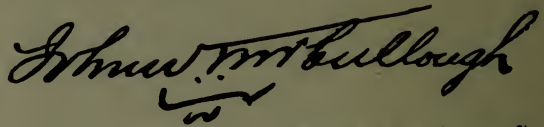
*Registrar-General of Ontario.*

SIR:—

I have the honour to submit for your approval the Forty-Second Annual Report made in conformity with and under the provisions of The Act respecting the Registration of Births, Marriages and Deaths in the Province of Ontario, for the year ending December 31st, 1911.

I have the honour to be, Sir,

Your obedient servant,

A handwritten signature in black ink, reading "John M. Bullough". The signature is written in a cursive style with a prominent flourish at the end.

*Deputy Registrar-General.*

TO HON. W. J. HANNA,  
*Registrar-General of Ontario.*



# REPORT UPON

# Births, Marriages and Deaths

## FOR THE YEAR 1911

---

This the forty-second annual report of vital statistics of the Province of Ontario for the year ending December 31st, 1911, shows an increase of registrations of Births, Marriages and Deaths.

During the year the Department of the Registrar-General received 117,383 registrations, as follows:

Births .....	57,235
Marriages .....	25,807
Deaths.....	34,341
	117,383

This is an increase in the total registrations over those of 1910 of 3,937, divided as follows:

Births.....	1,364
Marriages .....	1,771
Deaths .....	802
	3,937

It speaks well for the health of the Province that the deaths show a considerably smaller increase than the births. It is to be hoped that the education along signs of sanitation and prevention of disease carried on by the Provincial Board of Health is being appreciated.

The County of York, including the City of Toronto, is the most thickly populated municipality in the Province, and always furnishes a good proportion of the entire number of registrations.

For the year we have

Births.....	11,743
Marriages.....	5,604
Deaths .....	6,993
	24,340

an increase of 2,486 registrations, being almost two-thirds of the total increase shown for the whole Province.

The following table gives the vital statistics for the past thirteen years:

—	Births.	Marriages.	Deaths.	Total.
1899.....	44,705	16,514	28,607	89,826
1900.....	46,127	17,107	29,494	92,728
1901.....	46,061	18,035	29,608	93,704
1902.....	47,796	18,072	27,864	93,732
1903.....	48,642	19,830	29,664	98,136
1904.....	50,265	19,789	31,290	101,344
1905.....	51,911	20,426	31,371	103,708
1906.....	51,710	19,846	32,782	104,338
1907.....	53,584	21,915	33,502	109,001
1908.....	57,155	21,058	32,714	110,927
1909.....	54,465	22,366	32,628	109,459
1910.....	55,871	24,036	33,539	113,446
1911.....	57,235	25,807	34,341	117,383
Totals.....	665,527	264,801	407,404	1,337,732

### POPULATION.

This being census year, we are naturally more interested than usual in the population of the Province, and the first question regarding it in the Department was, "How does the estimated population compare with the census?" An increase was expected and the Province shows an increase of 283,653 over the estimated population of 1910.

One might naturally expect that all the municipalities would be partakers in this increase. Not so, however. We have 47 county municipalities. Let us see how they compare.

Out of the 47 there are three which, becoming new districts in 1908, had no figures upon which we might base their populations. These are the districts of Kenora, Manitoulin and Sudbury, which were formerly parts of the districts of Rainy River, Algoma and Nipissing respectively. They now have increased populations, especially Sudbury, whose population for 1911 is much above that estimated for the whole district of Nipissing, of which it was formerly but a part.

Of the remainder, 27, or more than half, show decreases, and there are contained in these municipalities 6 cities and 11 towns. The balance, 17, show increases, and here the rest of the cities and towns are contained, with the exception of the Town of Kenora, which is not being considered, being in one of the new districts.

The decrease referred to is more apparent than real. In most cases the actual cause is that the estimating factor must have been too great, as the estimation was based on the census population of a decade ago, and thus the population had been brought up to a much greater number than was actual.

Of the city municipalities, all, with the exception of Ottawa, show increases.

In the towns of over 5,000 population, 8 show increases, 6 decreases, one has dropped below the limit of 5,000, and is not included in the list, while 7 new ones find a place in the five thousand column.

It is in the newer districts of the Province where the greatest increases have occurred; in the districts of Nipissing and Sudbury especially, where the wealth of the mines of the Northland has attracted thousands, not only from the older parts of Ontario, but from the entire world.

In the older portions of the Province, manufacturing centres show the greatest increases in population. There is but one municipality without a large manufacturing centre of any kind which shows a substantial growth in population, namely, Prescott and Russell, which is populated principally with French-Canadians, whose fecundity is well known.

### BIRTHS.

The number of births during the year, as already stated, is 57,235. This includes the still-births, which number 2,463, and represents 29,607 males and 27,628 females. As usual, the preponderance is in favor of the males as 107 is to 100.

The ratio per 1,000 of the population is 22.6, being 2.3 less than that for 1910. This smaller ratio is accounted for by the correction of population by census. Had the increasing factor been maintained in an estimation the ratio would have represented 25.4, which is proof that the birth-rate has not actually fallen.

However, we may only consider the ratios as established by the populations supplied by the Report of Census of the Dominion Government for 1911. Thus, we find that the County of Haliburton shows the highest ratio, viz., 34.2, and this county contains the smallest population. Algoma shows the smallest, 10.8.

Heretofore, the highest ratios were shown in the districts of Thunder Bay and Nipissing, where the incorrect estimate of population made them abnormal. The correction of population brings them to normal.

The ratios of births in the city municipalities is 25.8 per 1,000. The same cause for the decrease, as expressed above, of 6.2, holds good here for there is an actual increase in population of 1,675, a greater one than is shown for the Province as a whole. This would argue that the rural populations are not increasing as quickly as those of the cities, which is a fact, the cause being pointed out on page 6 of the Report for 1910.

A comparison of the Births by Towns, which show an increase of 1,146, would not be fair at this time, owing to the number of towns in the list for 1911 having been augmented by seven, *i.e.*, eight new ones added and one old one dropped. Thus, a comparison of exact conditions is impossible.

There were registered during the year 1,262 multiple births, being 622 pairs of twins and 6 cases of triplets. The twins were represented by 632 boys and 612 girls, and the triplets by 7 boys and 11 girls. Algoma, Carleton and York each had a birth of two boys and a girl; in Hastings there were a boy and two girls, and in Ontario and Wellington three girls each.

There were 1,087 children born out of wedlock, 553 boys and 534 girls.

### MARRIAGES.

There were 25,807 marriages registered during the year, being an increase of 1,771 over that of 1910, with a ratio of 10.2 marriages for every 1,000 of population. This is but 0.5 per 1,000 below that of last year, and if the estimating factor had been maintained to show increase of population, the ratio would have been 11.5, showing that Ontario maintains a good ratio in regard to matrimony.

The County of York, including the City of Toronto, shows, of course, the greatest number of marriages. The County of Essex, however, shows by far the highest ratio, 21.1, due, as has been pointed out in several previous Reports, to the number of couples who come across the river at Detroit to Windsor to have

the knot tied. No less than 2,774 marriages took place in that city alone, being an increase of 481 over 1910.

The following table is repeated for five years:

1907.....	1,562,	an increase of 369	over 1906
1908.....	1,564,	" " " 2	" 1907
1909.....	1,918,	" " " 354	" 1908
1910.....	2,293,	" " " 375	" 1909
1911.....	2,774,	" " " 481	" 1910

The month of June, as usual, is the favorite month for marriage, there having been 3,439 marriages solemnized during the month. September and December follow, as usual, with 2,928 and 2,468 respectively. The order may be seen by referring to the Table, "Marriages by Months.—Counties."

The following tables show a recapitulation of Marriages by Denominations and also by Ages, as well as the percentage in each group.

Denomination.	Grooms.	Brides.	Total.	% of Total Marriages.
Methodist .....	7,221	7,350	14,571	28.2
Presbyterian .....	5,454	5,050	10,504	20.4
Anglican .....	5,224	5,178	10,402	20.1
Roman Catholic.....	3,305	3,438	6,743	13.1
Baptist .....	1,662	1,736	3,398	6.6
Lutheran.....	973	978	1,951	3.7
Congregational.....	339	308	647	1.2
Hebrew .....	247	239	486	0.9
Evangelical Association .....	129	158	387	0.7
Salvation Army.....	106	109	215	0.4
Other denominations.....	881	856	1,737	3.4
No denomination.....	266	407	673	1.3

Ages.	Grooms.	Brides.	Total.	% of Total Marriages.
15-19.....	581	4,939	5,520	10.7
20-24.....	8,948	10,352	19,300	37.4
25-29.....	8,226	5,787	14,013	27.1
30-34.....	3,682	2,134	5,816	11.3
35-39.....	1,912	1,057	2,969	5.8
40-44.....	915	566	1,481	2.9
45-49.....	565	320	885	1.8
50-54.....	389	193	582	1.1
55-59.....	221	96	317	0.6
60-64.....	158	63	221	0.4
65-69.....	105	29	134	0.2
70 and over.....	72	13	85	0.1
Age not stated .....	33	258	291	0.6

The table showing the manner in which marriages occur by Denominations and Ages is used again this year, not only for the Province as a whole, but for each county, city and town of 5,000 population. This permits of comparison of mixed marriages, which is always interesting.

In 1910 there were 7,351 Roman Catholics married. Of this number 5,842 married in their own religion. The balance, 1,509, or 20.5 per cent., entered into mixed marriages. In 1911 a smaller number of Roman Catholics married, viz., 6,743, and of these 6,224 married Roman Catholics. This left 1,519 to contract

mixed marriages. Ten more only than in the previous year, but the percentage is greater, 22.5 per cent. showing that these marriages are increasing.

It may be a curious fact that there were only 266 men who did not claim allegiance to some denomination, as compared with 407 women who appeared to have belonged to no particular religious institution. Those claiming interest in some other denomination than tabulated numbered 1,737, and are fairly evenly divided.

As usual, the preponderance of couples married were between the ages of 20 and 24. Woman's reticence in regard to her age is proven by statistics. It is noted that 258 did not report age as compared with but 33 men.

### DEATHS.

During 1911 there were registered 34,341 deaths from all causes; an increase of 802 over that of 1910. The ratio per 1,000 was 14.4, being 0.4 less than that of the previous year.

Thunder Bay district gives the highest ratio, and Rainy River district the lowest. The latter is due to Rainy River having been bisected to make the district of Kenora.

Of the county municipalities, 25 show increases and 22 show decreases.

The following table shows the diseases causing the ten highest rates of mortality. Still-births are not included.

Organic Heart Diseases.....	2,433,	being 7.63%	of total deaths.
Tuberculosis.....	2,353,	“ 7.38%	“
Cancer.....	1,602,	“ 5.02%	“
Pneumonia.....	1,568,	“ 4.91%	“
Infantile Diarrhoea.....	1,367,	“ 4.28%	“
Cerebral Hemorrhage.....	1,015,	“ 3.18%	“
Diseases of the arteries.....	985,	“ 3.08%	“
Bright's disease.....	814,	“ 2.55%	“
Typhoid fever.....	637,	“ 1.99%	“
Paralysis.....	538,	“ 1.68%	“

The city municipalities contributed 12,940 deaths, with a ratio per 1,000 of 17.1, and the towns of over 5,000 population 2,704, with a ratio of 16.6 per 1,000.

Table 6 gives the number of deaths from all causes in each county and their ratio per 1,000 for a decade, and Tables 7, 8 and 9 show the deaths by classes of diseases.

### TUBERCULOSIS.

It will be noted in the foregoing table that tuberculosis is second in the list of mortality. In the last 10 years the ratio per 100,000 has dropped from 148 to 93.

This terrible scourge still continues to lay a burden of sorrow and trouble on the shoulders of the people of this fair Province. In view of the fact that it has been proven a preventable disease, the regret may well be keen when it is remembered that one person out of every 1,000 of our population is doomed to die of tuberculosis. Legislation was this year passed making the disease notifiable, and regulations for its care and prevention have been established by the Provincial Board of Health.

The following table shows the number of deaths from this disease from 1881 to 1911, together with the four decennial

Census Years, Ratio of Deaths from Tuberculosis per 100,000 of the population and percentage of total deaths from the disease.

TABLE SHOWING DEATHS FROM TUBERCULOSIS, PROVINCE OF ONTARIO, 1881-1911.

Year.	Deaths from Tuberculosis.	Decennial Census Year.	Ratio per 100,000 of Population.	Total Deaths from all Causes.	Percentage of Deaths from Tuberculosis in Census Years.
1881.....	2,446	1,923,610	127	22,821	10%
1882.....	2,591				
1883.....	2,667				
1884.....	2,506				
1885.....	2,499				
1886.....	2,573				
1887.....	2,556				
1888.....	2,551				
1889.....	2,417				
1890.....	2,503				
1891.....	2,379	2,122,716	112	21,558	11%
1892.....	2,592				
1893.....	2,552				
1894.....	2,379				
1895.....	2,472				
1896.....	2,922				
1897.....	3,154				
1898.....	3,291				
1899.....	3,405				
1900.....	3,484				
1901.....	3,243	2,184,144	148	29,608	11%
1902.....	2,694				
1903.....	2,723				
1904.....	2,877				
1905.....	2,667				
1906.....	2,911				
1907.....	2,530				
1908.....	2,511				
1909.....	2,380				
1910.....	2,291				
1911.....	2,353	2,523,274	92	34,341	6.85%
Total...	83,119				

TOTAL NUMBER OF DEATHS FROM TUBERCULOSIS IN EACH COUNTY IN  
ONTARIO FOR TEN YEARS, 1902-1911.

—	Total.	1902	1903	1904	1905	1906	1907	1908	1909	1910	1911
Totals.....	25,937	2,694	2,723	2,877	2,667	2,911	2,530	2,511	2,380	2,291	2,353
Algoma .....	513	74	48	62	77	70	45	43	27	34	33
Brant .....	383	52	39	39	24	50	54	39	32	26	28
Bruce .....	584	62	46	75	65	48	66	68	43	64	47
Carleton .....	1,553	172	184	154	145	158	155	134	161	127	163
Dufferin .....	140	14	19	16	17	13	11	15	15	10	10
Elgin .....	300	35	20	40	42	38	20	33	28	18	26
Essex .....	673	64	70	86	54	81	66	67	63	62	60
Frontenac .....	623	73	75	69	64	59	72	47	43	58	63
Grey .....	598	64	59	73	73	80	61	43	55	58	32
Haldimand .....	167	22	22	17	26	12	10	13	14	13	18
Haliburton .....	43	3	3	7	4	4	7	4	4	4	3
Halton .....	182	22	18	20	20	29	12	14	13	17	17
Hastings .....	656	71	88	70	73	83	55	53	56	56	51
Huron .....	540	64	58	58	67	49	50	62	44	44	44
Kenora .....	35	.....	.....	.....	.....	.....	.....	.....	13	6	16
Kent .....	609	64	55	67	64	96	59	48	53	52	51
Lambton .....	599	62	58	83	65	78	59	55	55	43	41
Lanark .....	443	54	46	48	46	48	39	49	46	37	30
Leeds and Grenville .....	917	84	100	115	102	109	96	66	86	77	82
Lennox and Addington .....	256	39	31	25	24	26	24	28	24	17	18
Lincoln .....	375	39	43	48	37	46	26	35	30	42	29
Manitoulin .....	7	.....	.....	.....	.....	.....	.....	.....	2	2	3
Middlesex .....	1,161	122	120	155	126	145	103	118	88	85	99
Muskoka .....	336	17	32	33	39	24	33	39	41	34	44
Nipissing .....	313	26	28	21	36	41	38	39	25	24	35
Norfolk .....	240	33	34	21	24	29	13	23	31	15	17
Northumberland and Dur- ham .....	602	91	71	58	56	57	64	63	48	49	45
Ontario .....	436	52	56	55	44	43	37	44	23	40	42
Oxford .....	445	36	47	41	51	47	55	50	37	38	43
Parry Sound .....	158	16	10	25	15	24	16	14	18	6	14
Peel .....	216	25	23	28	29	21	17	17	21	14	21
Perth .....	397	50	51	45	43	38	32	34	41	28	35
Peterboro' .....	443	44	44	54	42	51	44	41	47	39	37
Prescott and Russell .....	560	67	60	67	63	75	59	48	45	34	42
Prince Edward .....	187	25	28	26	19	16	13	18	17	14	11
Rainy River .....	128	11	15	11	25	14	20	18	4	4	6
Renfrew .....	403	50	55	53	38	52	37	28	35	24	31
Simcoe .....	883	110	101	88	89	109	73	82	82	82	67
Stormont, Dundas and Glen- garry .....	955	94	109	149	86	85	100	102	81	66	83
Sudbury .....	50	.....	.....	.....	.....	.....	.....	.....	22	18	10
Thunder Bay .....	303	11	25	29	26	34	38	26	32	44	38
Victoria .....	287	28	32	44	31	23	51	14	23	23	18
Waterloo .....	435	44	58	36	40	35	48	48	43	41	42
Welland .....	317	19	34	36	33	34	29	34	36	31	31
Wellington .....	510	63	57	56	60	52	42	49	41	40	50
Wentworth .....	1,174	122	93	135	111	132	97	122	128	127	107
York .....	4,802	404	458	439	452	553	484	524	464	504	520

## DEATHS FROM TUBERCULOSIS BY OCCUPATIONS, WITH THEIR PERCENTAGES.

## MALE OCCUPATIONS.

Occupations.	Deaths from All Causes.	Deaths from Tuberculosis.	Percentage.
Bookbinders .....	5	3	60.0
Cigarmakers .....	12	7	58.3
Printers .....	38	15	39.4
Public Officials.....	18	7	38.8
Hucksters and Pedlars .....	11	4	36.3
Furriers .....	6	2	33.3
Journalists and Reporters.....	3	1	33.3
Clerks.....	216	69	31.9
Students .....	83	24	28.9
Bakers and Confectioners.....	30	8	26.6
Stonecutters .....	43	11	25.5
Mechanics .....	36	9	25.0
Telegraph Operators .....	12	3	25.0
Factory Hands.....	4	1	25.0
Dentists .....	9	2	22.2
Bookkeepers and Accountants.....	82	18	21.9
Plumbers .....	32	7	21.8
Barbers .....	28	6	21.4
Tailors .....	60	11	18.3
Cabinetmakers .....	22	4	18.1
Painters .....	113	20	17.7
Street Railway Employees .....	17	3	17.6
Commercial Travellers .....	58	10	17.2
Bartenders .....	17	3	17.2
Electricians .....	28	5	17.1
Civil Engineers .....	6	1	16.6
Music Teachers .....	6	1	16.6
Other Occupations .....	398	62	15.6
Foremen.....	52	8	15.3
Teamsters and Drivers .....	108	16	14.8
Brickmakers.....	7	1	14.3
Plasterers.....	22	3	13.6
School Teachers.....	23	3	13.0
Laundry Hands .....	8	1	12.5
Machinists.....	99	12	12.1
Tinsmiths .....	17	2	11.7
Bankers .....	9	1	11.1
Sailors .....	54	6	11.1
Labovers .....	1,444	161	11.0
Butchers .....	49	5	10.2
Weavers.....	10	1	10.1
Shoemakers .....	91	9	9.8
Moulders.....	41	4	9.7
Liverymen.....	21	2	9.0
Hotelkeepers .....	44	4	9.0
Soldiers .....	11	1	9.0
Blacksmiths .....	112	10	8.9
Servants, Porters and Stewards.....	47	4	8.5
Carpenters.....	308	26	8.4
Merchants .....	234	19	8.1
Miners .....	62	5	8.0
Managers and Superintendents.....	38	3	7.8
Builders and Contractors .....	64	5	7.8
Government Officials .....	53	4	7.5
Hunters and Fishermen.....	27	2	7.4
Cooks .....	27	2	7.4
Agents .....	103	7	6.7



## DEATHS FROM TUBERCULOSIS BY OCCUPATIONS, WITH THEIR PERCENTAGES.

MALE OCCUPATIONS.—*Continued.*

Occupations.	Deaths from All Causes.	Deaths from Tuberculosis.	Percentage.
Railroad Employees .....	236	16	6.7
Clergymen .....	61	4	6.5
Gardeners .....	99	6	6.0
Lawyers .....	33	2	6.0
Millers .....	34	2	5.9
Farmers.....	3,229	198	5.8
Watchmen and Caretakers.....	51	3	5.0
Chemists and Druggists.....	21	1	4.9
Occupations unspecified.....	2,820	131	4.6
Watchmakers and Jewellers.....	22	1	4.5
Masons .....	50	2	4.0
Deaths under 15 .....	9,517	241	2.5
Lumbermen .....	44	1	2.3
Physicians.....	60	1	1.6

## DEATHS FROM TUBERCULOSIS BY OCCUPATIONS, WITH THEIR PERCENTAGES.

## FEMALE OCCUPATIONS.

Occupations.	Deaths from All Causes.	Deaths from Tuberculosis.	Percentage.
Forewomen .....	1	1	100.0
Factory Hands.....	10	6	60.0
Telegraph Operators .....	2	1	50.0
Dressmakers .....	62	28	43.9
Telephone Operators.....	3	1	33.3
Nuns and Religious Sisters.....	13	4	30.7
Nurses .....	33	9	27.2
Domestics and Housekeepers .....	415	111	26.7
Milliners .....	12	3	25.0
Stenographers .....	16	4	25.0
Clerks.....	38	9	23.7
Students .....	45	8	17.7
Bookkeepers and Accountants.....	17	3	17.6
Other Occupations.....	41	7	17.0
Laundry Hands .....	6	1	16.6
School Teachers.....	44	7	15.9
Cooks .....	13	2	15.3
Occupations Unspecified.....	3,514	302	8.6
Music Teachers .....	16	1	6.2
Housewives .....	6,286	335	5.3

## INFANT MORTALITY.

The deaths of children of tender years still continues high. Excluding still-births, 54,772 living children were born. Allowing this number to represent 100—

6,421 or 11.72% died under 1 year of age.  
 897 or 1.63% died at 1 year of age.  
 385 or 0.70% died at 2 years of age.  
 294 or 0.53% died at 3 years of age.  
 238 or 0.43% died at 4 years of age.

In all, 8,235 or 15.03 per cent. of total living children born during the year died before completing their fifth year.

Taking the total deaths under 5 years to represent 100—

6,421	or 77.97%	died under 1 year.
897	or 10.90%	died under 2 years.
385	or 4.67%	died under 3 years.
294	or 3.57%	died under 4 years.
238	or 2.89%	died under 5 years.

Why do the babies die? As pointed out in this and other reports on Infant Mortality by specialists, it is due in a great degree to lack of knowledge on the part of the mother in regard to the care and feeding of her offspring.

The Provincial Board of Health has issued a small booklet on this important subject, which should be in the hands of every mother in the Province. It is free, and the Department would recommend that every physician who may not already be in possession of a copy procure one, and recommend it in turn to his patients needing such instruction.

#### DIPHTHERIA AND CROUP.

The deaths from this terrible disease, which attacks the young more particularly, has increased during the year alarmingly. Only by an immediate compliance with the rules and regulations laid down by the local Boards of Health can alleviation and a ready cure be hoped for. The table on page 15 shows the number of deaths from diphtheria and croup for the last ten years.

#### CANCER.

This is another burden of sorrow that the residents have to bear. It comes next after tuberculosis in point of mortality. It is unfortunate that the medical fraternity are, more or less, in a state of perplexity as to the cause of cancer. A real cure has not been discovered. The number of deaths increases each year, as will be seen by a perusal of the table on page 15.

#### BRIGHT'S DISEASE.

This disease continues to keep up a high average of deaths. The table shown on page 15 shows the number for the last ten years. This does not include deaths from Bright's in association with childbirth.

#### HEART DISEASE.

Including pericarditis, endocarditis and angina pectoris, organic heart diseases cause a higher death-rate in the Province than any other cause; over 7 per cent. of the total deaths is due to organic heart trouble. Heart failure, so-called and, unfortunately, too often so reported, is not included in this number. The Department continually endeavors to have physicians drop this description of cause of death. It is absolutely ill-defined, and when occurring in our records is relegated to No. 189, "Cause of death not specified or ill-defined."

See table on page 15 for number of deaths from heart troubles during the decade.

## TYPHOID FEVER.

Continues to claim its quota of victims. Unfortunately, it is sometimes difficult to find the actual cause of epidemics from typhoid until such time as a large number of cases have developed and a certain number of deaths have taken place. The Provincial Board of Health is continually on the *qui vive* for epidemics, and is taking every precaution to prevent outbreaks from spreading. The greatest cause of typhoid in the Province is undoubtedly sewage-contaminated water. Several very extensive epidemics have been traced to this cause. The largely increased powers of the Provincial Board of Health provided for in the present year (1912) in respect to water supplies and sewage disposal, will no doubt serve to protect those waters designed for domestic use to a greater extent than formerly. Typhoid fever is so easy of prevention that its marked increase in recent years is a disgrace to communities where it has been epidemic.

The following table shows the number of deaths from this disease for the last ten years:—

TABLE SHOWING DEATHS FROM CERTAIN DISEASES FOR A DECADE.


Year.	Deaths from Cancer.	Deaths from Diphtheria.	Deaths from Bright's Disease.	Deaths from Organic Heart Dis.	Deaths from Typhoid Fever.
1902.....	1,048	676	499	1,901	392
1903.....	1,156	687	519	2,174	391
1904.....	1,253	608	523	1,973	482
1905.....	1,224	503	739	1,942	446
1906.....	1,411	423	855	1,890	891
1907.....	1,329	380	888	2,227	520
1908.....	1,348	450	786	1,994	662
1909.....	1,597	430	817	2,149	669
1910.....	1,587	435	775	2,240	706
1911.....	1,602	423	814	2,433	637
Totals.....	13,555	5,015	7,215	20,923	5,796

It has been observed in the returns made by the Division Registrars throughout the Province that the certificate of the medical practitioner has been omitted in many cases. This is a grave fault, and is due to negligence on his part. Attention is directed to this in order that it may be remedied. Without this certificate the cause of death is not stated, and is necessarily placed in group No. 189, "Cause of death not stated, or ill-defined." This is an obstacle to complete compilation of statistics, and it is hoped that in future better results will be seen.

## SEARCHES AND CERTIFICATES.

During 1911 the Department made searches for 2,854 records of Births, Marriages and Deaths. Certificates were issued as follows:—Births, 676; Marriages, 188; Deaths, 355.

About 125,000 records were indexed.



Deputy Registrar-General



TABLE No. 1.

Table showing the total Births, Marriages and Deaths, and the ratio per 1,000 of population in each County in Ontario, 1911.

Counties.	Census Population.	Births.	Ratio per 1,000.	Marriages.	Ratio per 1,000.	Deaths.	Ratio per 1,000.
Totals.....	2,523,274	57,235	22.6	25,807	10.2	34,341	13.6
Algoma.....	42,079	795	10.8	340	8.0	461	10.9
Brant.....	45,876	1,100	23.9	414	9.0	565	12.3
Bruce.....	50,032	1,060	21.1	311	6.2	648	12.9
Carleton.....	101,599	2,659	26.1	1,123	11.0	2,147	21.1
Dufferin.....	17,740	352	19.8	142	8.0	185	10.4
Elgin.....	44,312	843	19.0	342	7.7	505	11.3
Essex.....	67,547	1,594	23.5	3,426	50.7	881	13.0
Frontenac.....	42,604	861	22.0	381	8.9	672	15.7
Grey.....	65,891	1,390	21.0	460	7.1	743	11.2
Haldimand.....	21,562	408	18.9	130	6.0	276	12.8
Haliburton.....	5,309	182	34.2	31	5.8	74	13.9
Halton.....	22,208	484	21.8	132	5.9	258	11.6
Hastings.....	55,803	1,229	22.0	439	7.8	806	14.4
Huron.....	52,983	1,085	20.4	364	6.8	673	12.7
Kenora.....	18,113	239	13.1	72	3.9	116	6.4
Kent.....	55,995	1,237	22.0	459	8.1	787	14.0
Lambton.....	51,332	942	18.3	523	10.1	639	12.4
Lanark.....	34,375	668	19.4	264	7.6	434	12.6
Leeds and Grenville.....	54,298	959	17.6	426	7.8	764	14.0
Lennox and Addington.....	20,386	367	18.0	169	8.2	264	12.9
Lincoln.....	35,429	735	20.7	332	9.3	459	12.9
Manitoulin.....	11,043	186	16.8	57	5.1	72	6.5
Middlesex.....	97,065	1,820	18.7	834	8.5	1,313	13.5
Muskoka.....	21,233	534	25.1	132	6.2	243	11.4
Nipissing.....	59,053	1,688	28.5	428	7.2	730	12.3
Norfolk.....	27,110	571	21.0	183	6.7	343	12.6
Northumberland and Durham.....	59,303	1,142	19.2	404	6.8	757	12.7
Ontario.....	41,006	843	20.5	269	6.5	559	13.6
Oxford.....	47,371	926	19.5	352	7.4	629	13.2
Parry Sound.....	26,547	790	29.7	194	7.3	316	11.9
Peel.....	22,102	414	18.7	133	6.0	271	12.2
Perth.....	49,182	947	19.2	369	7.5	514	10.4
Peterborough.....	41,650	925	22.2	346	8.2	606	14.5
Prescott and Russell.....	66,402	1,767	26.6	350	5.2	771	11.6
Prince Edward.....	17,150	332	19.3	116	6.7	244	11.0
Rainy River.....	10,050	215	21.3	74	7.3	111	11.0
Renfrew.....	51,856	1,223	23.5	318	6.1	629	12.1
Simcoe.....	85,053	1,873	22.0	635	7.4	1,156	13.5
Stormont, Dundas and Glengarry...	64,199	1,330	20.7	331	5.1	908	14.1
Sudbury.....	34,948	818	23.4	122	3.4	362	10.3
Thunder Bay.....	39,086	1,241	31.7	418	10.6	523	13.3
Victoria.....	31,190	584	18.7	199	6.3	370	11.8
Waterloo.....	62,607	1,429	22.8	486	7.7	736	11.7
Welland.....	42,163	942	22.3	1,524	36.1	522	12.3
Wellington.....	54,492	1,100	20.1	378	6.9	720	13.2
Wentworth.....	111,706	2,663	23.8	1,271	11.3	1,606	14.3
York.....	444,234	11,743	26.4	5,604	12.6	6,993	15.6

TABLE No. 2.

Table showing the total number of Births, Marriages and Deaths, and the ratio per 1,000 of population in each City of Ontario, 1911.

Cities.	Census Population.	Births.	Ratio per 1,000.	Marriages.	Ratio per 1,000.	Deaths.	Ratio per 1,000.
Grand totals .....	791,656	20,442	25.8	13,512	17.0	12,940	17.1
Belleville .....	9,876	201	20.3	123	12.4	162	16.3
Brantford .....	23,132	684	29.6	279	12.6	343	14.8
Chatham .....	10,770	209	19.4	196	18.1	225	20.8
Fort William.....	16,499	664	40.2	198	12.0	285	17.2
Guelph .....	15,175	363	23.9	134	8.8	226	14.8
Hamilton .....	81,969	2,111	25.7	1,119	13.6	1,208	14.7
Kingston.....	18,874	409	21.6	254	13.4	395	20.9
London.....	46,300	999	21.5	534	11.5	725	15.6
Niagara Falls.....	9,248	256	27.6	717	77.5	124	13.5
Ottawa.....	87,062	2,061	23.6	957	10.9	1,748	20.0
Peterborough .....	18,360	453	24.6	227	12.3	322	17.5
Port Arthur.....	11,220	470	41.8	199	17.7	215	19.1
St. Catharines.....	12,484	295	23.6	178	14.2	221	17.7
St. Thomas .....	14,054	320	22.7	168	11.9	180	12.8
Straford.....	12,946	276	21.3	131	10.1	154	11.8
Toronto.....	376,538	10,046	26.6	5,191	13.7	6,011	15.9
Windsor.....	17,829	434	24.3	2,774	155.5	274	15.3
Woodstock.....	9,320	191	20.4	133	14.2	122	13.0

TABLE No. 3.

Table showing the total number of Births, Marriages and Deaths, and the ratio per 1,000 of population in each Town of over 5,000 population in Ontario, 1911.

Towns.	Census Population.	Births.	Ratio per 1,000.	Marriages.	Ratio per 1,000.	Deaths.	Ratio per 1,000.
Grand totals .....	162,213	4,064	25.0	1,982	12.0	2,704	16.6
Barrie .....	6,420	173	26.9	92	14.3	100	15.5
Berlin .....	15,196	421	27.7	144	9.4	217	14.2
Brockville .....	9,374	212	22.6	116	12.3	193	20.5
Cobalt .....	5,638	213	37.7	66	11.7	118	20.9
Cobourg.....	5,074	110	21.6	67	13.2	130	25.6
Collingwood .....	7,000	179	25.5	62	8.2	101	12.4
Cornwall.....	6,598	153	23.1	46	6.9	145	21.9
Galt .....	10,299	207	20.0	126	12.2	134	13.0
Kenora .....	6,158	152	24.6	53	8.6	84	13.6
Lindsay.....	6,964	147	21.1	94	13.4	107	15.3
North Bay .....	7,737	260	33.6	91	11.7	131	16.9
North Toronto.....	5,632	136	24.1	28	4.9	74	13.1
Orillia.....	6,828	141	20.6	88	12.8	125	18.3
Oshawa.....	7,436	205	27.5	77	10.3	105	14.1
Owen Sound.....	12,558	338	26.9	121	9.6	172	13.6
Pembroke.....	5,626	153	27.1	72	12.7	127	22.5
Port Hope.....	5,092	118	23.1	54	10.6	64	12.5
Sarnia.....	9,947	207	20.8	265	26.6	166	16.6
Sault Ste. Marie.....	10,948	206	18.8	164	14.9	226	20.6
Smith's Falls.....	6,370	178	27.9	57	8.9	84	13.1
Welland .....	5,318	155	29.1	99	18.6	101	18.9

TABLE No. 4.—Showing the number of births registered and birth rate per 1,000 of census population in each County of the Province for each of the ten years, 1902-1911, inclusive.

Counties.	1902	1903	1904	1905	1906	1907	1908	1909	1910	1911	Totals.
Totals.....	47,796 21.7	48,642 22.1	50,265 22.8	51,911 23.5	51,710 23.3	53,584 24.1	56,155 25.6	54,465 24.3	55,871 24.9	57,235 22.6	527,634 25.4
Algoma .....	1,391 30.3	1,431 31.3	1,441 31.4	1,525 33.2	1,340 29.1	1,370 29.6	1,211 28.3	757 16.3	784 16.8	795 10.8	12,045 25.7
Brant .....	752 19.5	753 19.6	781 20.2	859 22.2	809 20.9	938 24.1	1,000 25.0	931 23.8	1,048 26.5	1,100 23.9	8,971 22.5
Bruce .....	1,271 21.3	1,192 20.0	1,300 21.8	1,268 21.2	1,192 19.9	1,187 19.7	1,250 18.7	1,289 21.3	1,195 18.4	1,060 21.1	12,084 20.3
Carleton .....	2,408 24.6	2,275 23.3	2,281 23.3	2,433 24.8	2,436 24.7	2,567 26.0	1,606 26.3	2,515 25.3	2,568 25.8	2,659 26.1	23,748 25.0
Dufferin .....	429 20.2	460 21.7	453 21.3	435 20.4	425 15.0	340 15.8	400 18.6	368 17.0	387 17.4	352 19.8	4,049 17.2
Elgin .....	780 17.7	740 16.8	785 17.8	786 12.8	861 19.4	889 20.0	938 21.1	900 20.1	861 19.1	843 19.0	8,383 18.3
Essex .....	1,522 25.8	1,719 29.1	1,602 27.1	1,615 27.2	1,549 26.1	1,385 23.2	1,681 28.2	1,528 25.5	1,589 26.4	1,594 23.5	15,784 2.62
Frontenac .....	900 20.0	820 18.2	899 20.0	878 19.4	926 20.4	837 18.4	893 19.6	974 21.3	901 19.7	861 22.0	8,889 19.9
Grey.....	1,447 20.6	1,425 20.3	1,519 21.6	1,512 21.4	1,353 19.1	1,438 20.3	1,400 19.7	1,484 20.8	1,384 19.3	1,390 21.0	14,352 20.4
Haldimand .....	399 18.5	379 17.7	420 19.6	388 18.0	441 20.4	408 18.7	434 20.0	418 19.2	414 19.0	408 18.9	4,109 19.0
Haliburton .....	195 29.4	186 28.1	233 35.2	203 30.6	197 29.6	216 32.3	204 30.5	219 32.6	174 25.0	182 34.2	2,009 30.7
Halton .....	364 18.4	369 18.7	407 20.6	448 22.6	408 20.5	429 21.5	460 23.0	447 22.3	460 22.9	434 21.8	4,276 21.2
Hastings .....	1,161 19.4	1,187 19.8	1,229 20.5	1,148 19.1	1,150 19.1	1,393 23.1	1,289 21.3	1,245 20.5	1,192 19.6	1,229 22.0	12,223 20.4
Huron .....	1,149 18.4	1,156 18.5	1,121 17.9	1,151 18.4	1,130 18.0	1,166 18.5	1,091 17.3	1,059 16.7	983 15.5	1,085 20.4	11,091 17.9
Kenora .....								285	213	239	737
										13.1	13.1
Kent .....	1,216 21.0	1,248 21.5	1,174 20.2	1,191 20.5	1,223 21.0	1,120 19.1	1,210 20.6	1,093 18.6	1,165 19.7	1,237 22.0	11,877 20.4
Lambton.....	1,136 19.9	1,148 20.1	1,136 19.8	1,194 20.8	1,193 20.7	1,073 18.5	1,107 19.1	942 16.2	943 16.2	942 18.3	10,814 18.9
Lanark .....	744 19.8	728 19.4	715 19.0	682 18.1	702 18.5	697 18.4	714 18.8	670 17.5	695 18.2	668 19.4	7,015 18.7
Leeds and Grenville .....	1,059 17.8	1,081 18.2	1,140 19.1	1,118 18.7	1,124 18.7	1,162 19.3	1,117 18.5	1,068 17.7	1,073 17.7	959 17.6	10,901 18.3
Lennox and Addington .....	405 17.2	436 18.5	410 17.4	431 18.2	360 15.1	404 17.0	401 16.8	382 16.0	361 15.0	367 18.0	3,957 16.9
Lincoln .....	552 17.9	616 20.0	567 18.3	680 22.0	669 21.6	652 20.9	704 22.6	687 21.9	715 22.8	735 20.7	6,577 20.8
Manitoulin .....								247	226	186	659
										16.8	16.8
Middlesex .....	1,625 17.3	1,803 19.3	1,917 20.4	1,839 18.1	1,883 20.0	1,929 20.4	1,997 21.1	1,854 19.5	1,844 19.3	1,820 18.7	18,511 19.4
Muskoka .....	590 27.8	636 30.1	643 30.3	633 29.8	654 30.7	605 28.3	626 29.2	604 28.1	565 26.2	534 25.1	6,090 28.5
Nipissing .....	1,077 39.9	1,332 49.4	1,321 48.9	1,608 59.4	1,457 53.7	1,742 64.0	1,607 58.9	1,195 43.7	1,703 62.0	1,688 28.5	14,730 50.8
Norfolk .....	593 20.1	507 17.2	591 20.0	579 19.6	538 18.2	572 19.3	536 18.0	562 18.8	586 19.6	571 21.0	5,635 19.1
Northumberland and Durham....	1,144 18.2	1,058 16.9	1,169 18.6	1,121 17.8	1,110 17.6	1,164 18.4	1,164 18.3	1,134 17.8	1,216 19.1	1,142 19.2	11,422 18.1

TABLE No. 4—Concluded.

Counties.	1902	1903	1904	1905	1906	1907	1908	1909	1910	1911	Totals.
Ontario .....	878 21.5	769 18.9	958 23.4	798 19.5	805 19.6	860 20.9	885 21.4	849 20.5	876 21.1	843 20.5	8,521 20.7
Oxford .....	1,038 21.2	964 19.7	976 19.9	1,001 20.4	975 19.8	986 20.0	994 20.1	997 20.1	973 19.6	966 19.5	9,830 20.0
Parry Sound .....	738 29.3	766 30.5	771 30.6	657 26.0	814 32.2	759 29.8	855 33.6	675 26.4	691 27.0	790 29.7	7,516 29.4
Peel .....	371 17.1	377 17.4	328 15.1	377 17.3	384 17.6	381 17.4	446 20.3	427 19.4	426 19.3	414 18.7	3,931 17.9
Perth .....	997 19.8	978 19.4	1,034 20.5	1,033 20.4	1,054 20.8	1,029 20.2	1,004 19.7	1,029 20.1	972 19.0	947 19.2	10,077 19.9
Peterborough .....	789 21.6	788 21.7	891 24.4	850 23.3	870 23.7	870 23.7	986 26.8	866 23.4	930 25.1	925 22.2	8,765 23.5
Prescott and Russell .....	1,714 35.9	1,824 38.3	1,775 37.1	1,950 40.7	1,819 37.9	1,733 36.0	1,881 38.9	1,760 36.3	1,842 37.0	1,767 26.6	18,065 36.4
Prince Edward .....	295 16.3	267 14.8	270 14.9	296 16.3	315 17.3	321 17.6	328 17.9	326 17.8	319 17.4	332 19.3	3,069 16.9
Rainy River .....	291 17.5	327 19.7	343 20.6	356 21.4	382 22.9	441 26.3	457 27.2	240 14.2	234 13.8	215 21.3	3,286 20.4
Renfrew ....	1,369 25.7	1,427 26.8	1,465 27.5	1,508 28.2	1,381 25.8	1,391 25.9	1,471 27.3	1,291 23.9	1,227 22.7	1,233 22.2	13,753 25.7
Simcoe .....	1,765 21.2	1,873 22.6	1,937 23.3	1,986 23.8	1,957 23.2	2,032 24.6	2,115 25.2	1,981 23.5	1,851 21.9	1,873 22.0	19,370 23.1
Stormont, Dundas and Glengarry	1,410 20.3	1,513 21.8	1,581 22.7	1,531 21.9	1,469 21.0	1,465 20.9	1,497 21.2	1,460 20.7	1,237 17.5	1,330 20.7	14,498 20.8
Sudbury .....								836	665	818 23.4	2,319 23.4
Thunder Bay .....	323 25.5	379 30.0	493 38.9	501 39.4	638 50.1	784 61.4	962 75.2	871 67.6	1,083 84.1	1,241 31.7	7,275 50.3
Victoria .....	724 22.4	711 22.1	648 20.0	685 21.2	727 22.4	686 21.1	774 23.7	661 20.2	691 21.0	584 18.7	6,891 21.2
Waterloo .....	1,138 21.4	1,148 21.6	1,190 22.4	1,327 24.9	1,250 23.4	1,325 24.7	1,612 30.0	1,347 25.0	1,430 26.5	1,429 22.8	13,196 24.2
Wendland .....	631 19.8	676 21.2	661 20.7	728 22.7	749 23.3	738 22.8	857 26.6	780 24.1	917 28.3	942 22.3	7,679 23.1
Wellington .....	1,074 19.1	1,054 18.8	1,086 19.3	1,065 18.9	1,076 19.0	1,099 19.4	1,134 19.9	1,111 19.5	1,108 19.4	1,100 20.1	10,907 19.3
Wentworth .....	1,495 18.6	1,603 20.0	1,752 21.8	1,965 24.4	2,007 24.9	2,280 28.2	2,556 31.5	2,336 28.7	2,622 32.1	2,663 23.8	21,279 25.4
York .....	6,447 23.4	6,508 23.7	6,852 24.9	7,572 27.4	7,908 28.6	8,721 31.4	10,421 37.4	9,765 35.0	10,532 37.6	11,743 26.4	86,469 29.5



TABLE No. 5.—Showing the number of marriages registered and marriage rate per 1,000 of census population in each County of the Province for each of the ten years 1902-1911, inclusive.

Counties.	1902	1903	1904	1905	1906	1907	1908	1909	1910	1911	Totals.
Totals.....	18,072 8.2	19,830 9.0	19,789 8.9	20,426 9.2	19,846 8.9	21,915 9.8	21,058 9.0	22,366 10.0	24,036 10.7	25,807 10.2	213,145 9.3
Algoma .....	357 7.8	477 10.4	401 8.7	464 10.1	387 8.4	482 10.4	475 10.2	382 9.2	302 6.4	34 8.0	4,067 8.6
Brant .....	241 6.2	340 8.8	271 7.0	314 8.0	330 8.5	359 9.2	329 8.4	325 8.3	385 9.0	414 9.0	3,308 8.2
Bruce .....	422 7.1	460 7.7	417 7.0	389 6.5	374 6.2	369 6.1	299 4.9	355 5.8	352 5.8	311 6.2	3,748 6.3
Carleton .....	799 8.2	833 8.5	831 8.4	939 9.5	812 8.2	959 9.7	925 9.3	941 9.4	1,047 10.5	1,123 11.0	9,209 9.2
Dufferin .....	189 8.9	190 8.9	160 7.5	141 6.6	142 6.6	134 5.1	140 6.5	119 5.5	134 5.2	142 8.0	1,491 6.8
Elgin.....	307 7.0	360 8.2	353 8.0	369 8.3	315 7.1	341 7.6	396 8.9	352 7.8	334 7.4	342 7.7	3,469 7.8
Essex .....	1,577 26.7	1,675 28.4	1,595 27.0	1,911 32.2	1,843 31.0	2,168 36.2	2,120 35.8	2,508 41.9	2,836 47.8	3,426 50.7	21,659 35.4
Frontenac .....	274 6.1	370 8.2	349 7.5	324 7.1	307 6.8	356 7.8	326 7.3	366 8.0	364 7.9	381 8.1	3,417 7.5
Grey .....	507 7.2	543 7.7	546 7.7	542 7.7	476 6.7	492 6.8	412 5.8	432 6.0	468 6.5	460 7.1	4,878 6.9
Haldimand .....	139 6.5	188 8.7	189 8.8	182 8.4	127 5.8	151 6.9	174 8.0	136 6.2	149 6.8	130 6.0	1,565 7.2
Haliburton .....	43 6.5	42 6.3	50 7.5	27 4.0	41 6.6	32 4.7	37 5.5	26 3.8	30 4.4	31 5.8	359 5.5
Halton .....	120 6.1	116 5.8	134 6.8	147 7.4	132 6.1	134 6.7	118 5.9	134 6.7	130 6.4	132 5.9	1,297 6.3
Hastings .....	530 8.9	509 8.5	461 7.7	466 7.7	448 7.4	493 8.1	486 8.0	469 7.7	430 7.0	439 7.8	4,731 7.8
Huron .....	410 6.6	434 6.9	428 6.8	429 6.8	411 6.5	423 6.7	376 5.9	358 5.6	398 6.2	364 6.8	4,031 6.4
Kenora .....	.....	.....	.....	.....	.....	.....	.....	72	69	72	213
Kent .....	513 8.9	485 8.3	453 7.8	403 6.9	437 7.5	402 6.9	425 7.2	408 6.9	454 7.7	459 8.1	4,439 6.8
Lambton .....	485 8.5	462 8.1	479 8.3	485 8.4	466 8.1	509 8.8	483 8.3	466 8.0	486 8.3	523 10.1	4,844 8.4
Lanark .....	240 6.4	263 7.0	274 7.2	260 6.9	260 6.8	249 6.5	223 5.8	219 5.8	274 7.0	264 7.6	2,526 6.7
Leeds and Grenville .....	454 7.6	447 7.5	452 7.6	449 7.5	428 7.1	437 7.3	433 7.1	437 7.2	452 7.4	426 7.8	4,415 7.4
Lennox and Addington.....	173 7.3	180 7.6	186 7.8	180 7.6	157 6.6	156 6.5	173 7.2	169 7.0	143 5.0	169 8.2	1,686 7.0
Lincoln .....	223 7.2	223 7.2	232 7.5	237 7.6	240 7.7	236 7.5	231 7.4	290 9.2	294 9.3	332 9.3	2,538 7.9
Manitoulin .....	.....	.....	.....	.....	.....	.....	.....	67	69	57	193
Middlesex .....	704 7.5	817 8.7	804 8.5	799 8.5	793 8.4	863 9.1	781 8.2	745 7.8	813 8.5	834 8.5	7,953 8.3
Muskoka .....	143 6.7	166 7.8	183 8.6	172 8.1	173 8.1	167 7.8	150 7.0	133 6.2	134 6.4	132 6.2	1,553 7.2
Nipissing .....	269 9.9	292 10.8	259 9.5	312 11.5	321 11.8	455 16.7	373 13.8	344 12.5	423 15.4	428 7.2	3,481 11.9
Norfolk .....	246 8.3	233 7.9	213 7.2	212 7.2	203 6.8	232 7.7	208 6.9	193 6.4	226 7.5	183 6.7	2,149 7.2
Northumberland and Durham....	399 6.3	422 6.7	454 7.2	453 7.2	451 7.1	449 7.1	395 6.2	401 6.3	415 6.5	404 6.8	4,243 6.1

TABLE No. 5—Concluded.

Counties.	1902	1903	1904	1905	1906	1907	1908	1909	1910	1911	Totals.
Ontario .....	261 6.4	305 7.4	290 7.1	262 6.4	287 6.9	250 6.0	261 6.3	263 6.3	264 6.3	269 6.5	2,712 6.5
Oxford .....	343 7.0	367 7.5	362 7.4	370 7.5	303 6.1	391 7.7	332 6.7	372 7.5	336 7.4	352 7.4	3,518 7.1
Parry Sound .....	181 7.2	177 7.0	156 6.1	171 6.7	203 8.0	225 8.0	193 7.5	174 6.8	160 6.2	194 7.3	1,834 7.0
Peel .....	129 5.9	153 7.0	165 7.6	144 6.6	144 6.6	129 5.8	153 6.9	163 7.4	136 6.1	133 6.0	1,449 6.5
Perth .....	355 7.0	385 7.6	386 7.6	406 8.0	402 7.9	394 7.7	349 6.8	349 6.8	337 6.5	369 7.5	3,732 7.3
Peterborough .....	312 8.5	330 9.0	337 9.2	319 8.7	323 8.8	303 8.2	294 7.9	334 9.5	315 8.5	346 8.2	3,213 8.6
Prescott and Russell .....	328 6.9	375 7.8	358 7.4	375 7.8	326 6.7	402 8.3	333 6.9	349 7.2	348 7.1	350 5.2	3,544 7.3
Prince Edward .....	123 6.8	144 8.0	124 6.8	131 7.2	134 7.3	147 8.0	139 7.6	123 6.7	122 6.6	116 6.7	1,303 7.1
Rainy River .....	88 5.3	92 5.5	111 6.6	132 7.9	144 8.6	161 9.6	196 11.6	81 4.8	91 5.4	74 7.3	1,170 7.2
Renfrew .....	329 6.2	403 7.5	400 7.5	382 7.1	374 6.9	384 7.1	370 6.8	371 6.8	369 6.8	318 6.1	3,700 6.8
Simcoe .....	545 6.6	680 8.2	660 7.9	660 7.9	626 7.5	671 8.0	574 6.8	580 6.8	630 7.4	635 7.4	6,261 7.4
Stormont, Dundas and Glengarry	426 6.1	493 7.1	470 6.6	485 6.9	448 6.4	497 6.9	436 6.2	467 6.6	388 5.4	331 5.1	4,431 6.3
Sudbury .....								181	163	122	466
										3.4	3.4
Thunder Bay .....	113 8.9	159 12.5	198 15.5	196 15.4	212 16.6	276 21.6	305 23.8	354 27.5	386 30.0	418 10.6	2,617 18.2
Victoria .....	256 7.9	224 6.9	301 9.3	218 6.7	237 7.0	211 6.4	183 5.6	240 7.3	217 6.6	199 6.3	2,286 7.0
Waterloo .....	432 8.1	454 8.5	451 8.4	422 7.9	418 7.8	482 8.9	463 8.6	437 8.1	482 8.9	486 7.7	4,527 8.3
Welland .....	323 10.1	342 10.7	354 11.1	369 11.5	378 11.8	404 12.5	767 23.7	1,091 33.7	1,375 42.4	1,524 36.1	6,927 20.3
Wellington .....	403 7.2	451 8.0	412 7.3	407 7.2	392 6.9	416 7.3	431 7.5	378 6.6	426 7.4	378 6.9	4,094 7.2
Wentworth .....	658 8.2	725 9.0	772 9.6	840 10.4	850 10.5	951 11.7	887 10.9	919 11.3	1,075 13.1	1,271 11.3	8,948 10.6
York .....	2,703 9.8	3,044 11.0	3,308 12.0	3,531 12.8	3,571 12.1	4,193 15.1	3,899 14.0	4,293 15.3	4,805 17.1	5,604 12.6	38,951 13.1

TABLE No. 6.—Showing the number of Deaths registered and Death rate per 1,000 of census population in each County of the Province for each of the ten years, 1902-1911, inclusive.

Counties.	1902	1903	1904	1905	1906	1907	1908	1909	1910	1911	Totals.
Totals .....	27,864 12.6	29,664 13.4	31,290 14.1	31,371 14.2	32,782 14.8	33,502 15.0	32,714 14.6	32,628 14.6	33,539 14.0	34,341 14.4	319,695 14.1
Algoma .....	631 13.8	569 12.4	541 11.8	620 13.5	651 14.1	566 12.2	596 12.8	413 8.8	490 10.5	461 10.9	5,538 12.0
Brant .....	464 12.0	442 11.5	513 13.3	498 12.9	455 11.7	588 15.4	546 14.0	536 13.8	551 14.0	565 12.3	5,158 13.0
Bruce .....	621 10.4	713 12.0	735 12.3	742 12.4	796 13.3	776 12.9	718 11.9	706 11.6	650 10.7	648 12.9	7,105 12.0
Carleton .....	1,608 16.4	1,700 17.4	1,627 16.6	1,734 17.6	1,719 17.2	1,811 18.3	1,830 18.5	1,773 17.8	1,917 19.2	2,147 21.1	17,866 19.7
Dufferin .....	192 9.0	242 11.4	269 12.6	263 12.3	287 13.4	256 11.9	218 10.1	207 9.6	219 10.1	185 10.4	2,338 11.0
Elgin .....	469 10.6	480 10.9	586 13.3	489 11.0	575 13.0	550 12.4	562 12.6	527 11.8	488 10.9	505 11.3	5,231 11.7
Essex .....	774 13.1	767 13.0	784 13.2	727 12.2	893 15.0	774 13.0	849 14.2	830 13.8	800 13.3	881 13.0	8,079 13.3
Frontenac .....	613 13.6	724 16.1	640 14.2	643 14.2	691 15.3	706 15.5	611 13.4	605 13.2	697 15.2	672 15.7	6,602 14.6
Grey .....	775 11.0	801 11.4	880 11.1	885 12.5	830 11.7	837 11.8	770 10.8	795 11.1	711 9.9	643 11.2	8,027 11.2
Haldimand .....	243 11.3	210 9.8	266 12.4	245 11.4	267 12.4	240 11.1	211 9.7	226 10.4	228 10.4	276 12.8	2,412 11.2
Haliburton .....	67 10.1	80 12.1	81 12.2	74 11.1	77 11.5	84 12.5	78 11.6	80 12.0	68 10.1	74 13.9	763 11.7
Halton .....	238 12.1	230 11.6	273 13.8	264 13.3	309 15.5	263 13.2	258 12.9	249 12.4	254 12.6	258 11.6	2,596 12.9
Hastings .....	691 11.5	710 11.8	728 12.1	730 12.1	718 11.9	851 14.1	771 12.7	731 12.0	780 12.8	806 14.4	7,516 13.7
Huron .....	623 10.0	691 11.1	710 11.3	692 11.0	743 11.7	726 11.5	705 11.1	720 11.3	627 9.8	673 12.7	6,910 11.1
Kenora .....								136	114	116	366
										6.4	6.4
Kent .....	694 12.0	672 11.6	742 12.8	746 12.8	777 13.3	801 14.5	735 12.5	705 12.0	733 12.4	787 14.0	7,392 12.7
Lambton .....	693 12.1	695 12.1	704 12.3	742 12.6	782 13.6	770 13.3	702 12.1	647 11.1	588 10.1	639 12.4	6,962 12.1
Lanark .....	439 11.7	446 11.8	510 13.5	516 13.7	466 12.3	480 12.8	484 12.7	435 11.4	479 12.2	434 12.6	4,689 12.4
Leeds and Grenville .....	796 13.4	897 15.1	906 15.2	892 14.9	843 13.2	877 14.6	742 12.3	785 12.1	798 13.1	764 14.0	8,300 13.7
Lennox and Addington .....	278 11.8	268 11.4	263 11.1	289 12.2	305 12.8	308 12.1	267 11.0	263 11.0	316 13.2	264 12.9	2,821 10.8
Lincoln .....	390 12.6	390 12.6	488 15.8	472 15.2	492 15.8	450 14.4	424 13.6	505 16.0	482 15.3	459 12.9	4,552 14.4
Manitoulin .....								90	67	72	229
										6.5	6.5
Middlesex .....	1,258 13.4	1,285 13.7	1,427 15.2	1,357 14.4	1,348 14.3	1,365 14.4	1,323 13.9	1,260 13.2	1,348 14.1	1,313 13.5	13,284 14.0
Muskoka .....	238 11.2	250 11.8	281 13.2	334 15.7	294 13.8	238 11.1	275 12.8	279 13.0	257 11.9	243 11.4	2,689 12.5
Nipissing .....	437 16.2	479 17.7	502 18.6	640 23.6	775 28.5	845 31.0	772 28.3	758 27.7	812 29.5	730 12.3	6,750 23.3
Norfolk .....	393 13.3	342 11.6	421 14.3	366 12.4	372 12.5	348 11.7	385 12.9	363 12.1	368 12.3	343 12.6	3,701 12.5
Northumberland and Durham....	872 13.9	856 13.7	842 13.4	816 13.0	813 12.9	869 13.7	827 13.0	765 12.0	861 13.5	757 12.7	8,278 13.1

TABLE No. 6—*Concluded.*

Counties.	1902	1903	1904	1905	1906	1907	1908	1909	1910	1911	Totals.
Ontario .....	524 12.8	495 12.1	526 12.9	499 12.2	529 12.9	507 12.3	556 13.5	571 13.8	617 14.8	559 13.6	5,383 11.8
Oxford .....	601 12.3	649 13.3	714 14.6	726 14.8	783 15.9	714 14.5	582 10.7	566 11.4	565 11.3	629 13.2	6,529 13.2
Parry Sound .....	286 11.3	260 10.3	311 12.3	299 11.8	382 15.1	355 14.0	305 11.9	268 10.5	252 9.8	316 11.9	3,034 11.8
Peel .....	235 10.8	268 12.3	288 13.2	306 14.0	261 11.9	270 12.3	253 11.5	271 12.3	278 12.6	271 12.2	2,701 12.3
Perth.....	554 10.0	620 16.4	550 14.7	526 10.4	570 11.2	569 11.2	573 11.2	558 10.9	524 10.2	514 10.4	5,558 10.6
Peterborough .....	518 14.2	539 14.8	552 15.1	489 13.4	518 14.1	507 13.8	517 14.0	539 14.6	569 15.3	606 14.5	5,354 14.3
Prescott and Russell .....	662 13.8	784 16.4	704 14.7	758 15.8	713 14.8	811 16.8	739 15.3	764 15.7	692 14.2	771 11.6	7,398 14.9
Prince Edward .....	248 13.7	239 13.2	231 12.6	243 13.4	244 13.4	268 14.7	281 15.4	262 14.3	278 15.1	244 14.3	2,538 14.0
Rainy River .....	142 8.5	131 7.9	180 10.8	187 11.2	306 18.3	383 22.8	422 25.1	83 4.9	96 5.6	111 11.0	2,041 12.6
Renfrew .....	594 11.1	639 12.0	644 12.1	726 13.6	673 12.5	644 12.0	585 10.8	591 10.9	565 10.4	629 12.1	6,290 11.7
Simcoe .....	943 11.3	1,034 12.4	1,057 12.7	1,118 13.4	1,252 15.0	1,113 13.3	1,089 12.9	1,159 13.7	1,083 12.8	1,156 13.5	11,004 13.1
Stormont, Dundas and Glengarry	795 11.4	794 11.4	952 13.6	912 13.0	901 12.8	950 13.5	893 12.7	863 12.2	803 11.3	908 14.1	8,771 12.6
Sudbury.....	.....	.....	.....	.....	.....	.....	.....	359	405	362	1,126 10.3
Thunder Bay.....	213 16.8	253 20.0	329 25.0	267 21.0	564 44.3	485 37.9	557 43.5	480 34.7	600 46.6	523 13.3	4,271 30.3
Victoria .....	383 11.9	403 12.5	391 12.1	393 12.1	372 11.4	449 13.8	406 12.4	352 10.7	377 11.5	370 11.8	3,896 12.0
Waterloo .....	531 10.0	599 11.3	613 11.5	635 11.9	682 12.7	681 12.7	664 12.1	693 12.8	793 14.7	736 11.7	6,627 12.1
Welland .....	402 12.6	451 14.1	502 15.7	499 15.6	484 15.1	521 16.2	518 16.0	470 14.5	575 17.7	522 12.3	4,944 14.9
Wellington.....	618 11.0	708 12.6	755 13.4	701 12.4	746 13.2	684 12.0	674 11.8	721 12.6	668 11.7	720 13.2	6,995 12.3
Wentworth.....	1,103 13.7	1,172 14.6	1,341 16.7	1,318 16.4	1,388 17.2	1,419 17.5	1,511 18.5	1,467 18.0	1,579 19.3	1,606 14.3	13,904 16.6
York .....	4,015 14.5	4,687 17.0	4,931 17.9	4,993 18.1	5,136 14.9	5,793 20.8	5,930 21.3	6,202 22.2	6,517 23.3	6,973 15.6	55,177 18.5

TABLE No. 7.  
Recapitulation of Causes of Death by Classes of Diseases in Counties, 1911.

Causes of Death by Classes of Diseases.	Ages.													Sex.		Months.																	
	Total.	Under 0-1.	1.	2.	3.	4.	5-9.	10-14.	15-19.	20-29.	30-39.	40-49.	50-59.	60-69.	70-79.	80 and over.	Not stated.	Male.	Female.	Not stated.	97	January.	February.	March.	April.	May.	June.	July.	August.	September.	October.	November.	December.
		34,341	8,884	897	385	294	238	743	539	788	2,180	2,034	2,085	2,646	3,528	4,863	3,586	451	18,468	15,776	97	3,031	3,095	3,303	3,077	2,962	2,484	2,913	3,020	2,910	2,581	2,473	2,492
Grand Total .....	34,341	8,884	897	385	294	238	743	539	788	2,180	2,034	2,085	2,646	3,528	4,863	3,586	451	18,468	15,776	97	3,031	3,095	3,303	3,077	2,962	2,484	2,913	3,020	2,910	2,581	2,473	2,492	
I. General diseases .....	7,793	404	228	149	137	112	372	251	367	1,020	865	832	899	981	776	276	124	3,837	3,956	..	688	756	762	746	671	592	604	625	600	601	591	577	
Diseases of nervous system and of the organs of special sense .....	2,977	481	110	60	35	36	57	54	47	99	128	188	298	488	566	298	32	1,556	1,421	..	286	259	291	276	307	212	253	235	247	227	214	190	
Diseases of the circulatory system .....	2,490	14	4	2	3	3	29	28	48	103	152	251	470	838	1028	483	44	1,896	1,594	..	286	309	327	304	255	266	283	290	302	273	309	256	
Diseases of the respiratory system .....	3,096	615	174	62	34	21	66	27	58	165	166	194	270	438	474	307	35	1,625	1,471	..	441	402	435	379	293	161	152	111	123	184	218	227	
Diseases of the digestive system .....	3,116	1,535	226	36	24	14	65	75	78	120	143	140	174	196	191	75	24	1,137	1,379	..	179	152	187	183	194	170	409	603	481	232	163	163	
Non-venereal diseases of the genito-urinary system and adnexa .....	1,268	27	10	4	2	3	8	18	26	78	91	129	186	269	290	116	11	707	561	..	106	126	124	115	132	88	92	94	93	98	92	108	
The puerperal state .....	355	..	..	..	..	..	..	..	10	149	153	37	1	1	..	..	4	..	365	..	42	31	35	34	29	33	21	30	18	25	28	29	
Diseases of the skin and cellular tissue .....	141	16	3	1	..	..	1	4	1	7	8	10	13	31	31	24	1	77	64	..	14	19	12	11	17	13	12	9	8	9	9	8	
Diseases of the bones and of the organs of locomotion.	23	2	1	..	1	..	2	2	2	4	..	1	3	2	2	..	..	13	10	..	2	3	2	3	5	1	1	2	..	1	2		
X. Malformations .....	204	204	..	..	..	..	..	..	..	..	..	..	..	..	..	..	..	102	102	..	14	18	21	18	25	14	17	21	11	16	13	16	
XI. Diseases of early infancy .....	2,840	2,840	..	..	..	..	..	..	..	..	..	..	..	..	..	..	..	1,669	1,157	14	213	231	286	217	239	216	258	259	266	229	208	218	
XII. Old age .....	3,514	..	..	..	..	..	..	..	..	..	..	..	..	..	..	..	..	1,760	1,754	..	360	368	351	323	296	219	288	221	263	263	253	279	
XIII. Affections produced by external causes .....	1,816	38	41	31	39	29	87	58	99	327	213	184	184	146	132	77	101	1,426	390	..	107	92	124	133	160	178	243	221	161	151	107	139	
XIV. Ill-defined diseases .....	1,245	245	100	40	19	18	57	22	52	108	85	119	148	168	13	3	48	689	556	..	106	117	129	110	109	107	103	119	120	66	77	82	
XV. Still-Births .....	2,463	2,463	..	..	..	..	..	..	..	..	..	..	..	..	..	..	..	1,374	1,008	83	207	212	217	225	230	214	207	181	215	177	190	188	



TABLE No. 9.  
Recapitulation of Causes of Death by Classes of Diseases in Towns of 5,000 population, 1911.

Causes of Death by Classes of Diseases.	Ages.												Sex.		Months.																			
	Ages.												Male.	Female.	Months.																			
	Under 0-1.	1.	2.	3.	4.	5-9.	10-14.	15-19.	20-29.	30-39.	40-49.	50-59.	60-69.	70-79.	80 and over.	Not stated.	1,440	1,245	19	Not stated.	January.	February.	March.	April.	May.	June.	July.	August.	September.	October.	November.	December.		
Grand Total	2,704	721	731	252	194	60	87	187	196	162	208	260	338	244	48	1,440	1,245	19	Not stated.	199	193	230	222	206	195	244	276	288	222	206	54	223		
I. General diseases	616	34	17	8	11	13	24	49	81	87	92	75	60	37	1516	302	314	19	Not stated.	35	59	50	54	41	50	42	59	67	51	54	54			
II. Diseases of the nervous system and of the organs of special sense	241	41	12	3	3	2	7	1	7	19	11	21	41	48	19	127	114	19	16	19	16	20	23	24	17	29	19	20	19	17	18			
III. Diseases of the circulatory system	266	.....	.....	.....	.....	2	1	7	10	10	27	40	61	67	35	153	112	18	21	24	19	20	25	23	23	28	23	28	20	25	25			
IV. Diseases of the respiratory system	212	29	13	5	4	1	2	5	16	16	11	22	38	30	12	113	99	20	13	31	28	21	14	14	4	7	19	18	18	18	18			
V. Diseases of the digestive system	598	158	22	4	2	1	7	12	9	11	10	14	11	15	16	2	161	137	14	9	19	12	13	14	41	62	57	26	17	14	14			
VI. Non-venereal diseases of the genito-urinary system and adnexa	90	1	1	.....	.....	1	2	6	9	11	14	15	21	7	2	42	48	5	8	7	7	10	7	10	7	10	7	7	8	8	6	6		
VII. The puerperal state	35	.....	.....	.....	.....	.....	2	10	18	4	.....	1	.....	.....	.....	.....	35	3	2	.....	3	5	6	1	4	2	4	4	4	1	1	1		
VIII. Diseases of the skin and cellular tissue	12	3	.....	.....	.....	.....	.....	.....	.....	1	.....	3	4	1	.....	6	6	2	1	1	1	1	4	.....	2	.....	.....	.....	.....	.....	.....	.....	.....	
IX. Diseases of the bones and the organs of locomotion	1	.....	.....	.....	.....	.....	.....	.....	.....	.....	.....	.....	.....	.....	.....	.....	.....	1	.....	.....	.....	.....	.....	.....	.....	.....	.....	.....	.....	.....	.....	.....	.....	.....
X. Malformations	14	14	.....	.....	.....	.....	.....	.....	.....	.....	.....	.....	.....	.....	.....	.....	8	6	1	2	.....	.....	.....	1	.....	1	.....	.....	.....	.....	.....	.....	.....	.....
XI. Diseases of early infancy	222	222	.....	.....	.....	.....	.....	.....	.....	.....	.....	.....	.....	.....	.....	.....	119	101	23	15	13	18	17	20	14	20	28	16	13	16	16	16	16	16
XII. Old age	250	.....	.....	.....	.....	.....	.....	.....	.....	.....	.....	.....	.....	.....	.....	.....	111	139	22	21	26	29	15	13	18	24	21	21	16	24	24	24	24	24
XIII. Affections produced by external causes	175	4	3	2	4	2	9	6	10	43	22	18	17	8	11	610	455	19	4	4	13	9	15	16	22	24	20	15	15	18	18	18	18	18
XIV. Ill-defined diseases	73	16	5	3	1	1	4	1	2	3	5	3	8	15	1	44	28	1	9	7	6	8	4	6	3	10	10	1	3	6	6	6	6	6
XV. Still-Births	199	199	.....	.....	.....	.....	.....	.....	.....	.....	.....	.....	.....	.....	.....	.....	99	86	23	10	18	11	16	12	22	11	22	12	21	21	21	21	21	21









No. 10.—Continued. Diseases in each County, 1911—Continued.

Table with columns for counties (Huron, Kenora, Kent, Lambton, Lanark, Leeds and Grenville, Lennox and Addington, Lincoln, Middlesex, Muskoka, Nipissing, Norfolk, Northumberland and Durham, Ontario, Oxford, Parry Sound, Peel, Perth, Peterborough, Prescott and Russell, Prince Edward, Rainy River, Renfrew, Simcoe, Stormont, Dundas and Glengarry, Sudbury, Thunder Bay, Victoria, Waterloo, Welland, Wellington, Wentworth, York) and rows of numerical data. Total numbers are listed on the right side of each row.

TABLE  
Showing Total Deaths by Individual

CAUSES OF DEATH.	Total.												
		Alghama.	Brant.	Bruce.	Carleton.	Dufferin.	Elgin.	Essex.	Frontenac.	Grey.	Haldimand.	Haliburton.	Halton.
<b>V.—DISEASES OF THE DIGESTIVE SYSTEM—CON.</b>													
113. Cirrhosis of the Liver .....	122	1	3	1	9	...	3	1	2	1	1	1	2
114. Biliary Calculi.....	9	...	...	...	...	...	...	1	1	1	1	...	...
115. Other diseases of the Liver.....	133	2	7	1	11	1	1	4	2	5	...	1	4
117. Simple Peritonitis, non-puerperal.....	163	1	3	3	16	...	3	4	2	4	...	1	5
118. Other diseases of the digestive system (cancer and tuberculosis excepted).....	6	...	...	...	2	...	...	...	...	...	...	...	...
<b>VI.—NON-VENEREAL DISEASES OF THE GENITO-URINARY SYSTEM AND ADNEXA.</b>													
Group total .....	1268	8	10	24	74	10	26	34	26	29	20	1	18
119. Acute Nephritis .....	145	3	1	...	10	1	1	2	5	4	4	1	2
120. Bright's Disease .....	814	4	8	14	41	6	22	29	18	17	11	...	13
122. Other diseases of the Kidneys and Adnexa ..	64	...	1	1	1	2	1	...	2	2	...	1	2
123. Calculi of the Urinary Passages .....	13	...	...	...	...	...	...	...	...	...	...	...	...
124. Diseases of the Bladder .....	55	1	...	1	3	1	...	1	...	2	...	...	...
125. Diseases of the Urethra, Urinary Abscess, etc.	22	...	...	...	5	...	...	...	...	...	...	...	...
126. Diseases of the Prostate .....	108	...	8	12	...	2	1	3	3	1	...	1	...
128. Uterine hemorrhage (non-puerperal) .....	1	...	...	...	1	...	1	...	...	...	...	...	...
129. Uterine Tumor (non-cancerous).....	6	...	...	...	...	...	...	...	...	...	...	...	...
130. Other diseases of the Uterus .....	6	...	...	...	...	...	...	...	...	...	...	...	...
131. Cysts and other Tumors of the Ovary.....	22	...	...	1	...	...	...	...	2	...	...	...	1
132. Salpingitis and other diseases of the Female Genital Organs.....	12	...	...	...	...	...	...	...	...	...	...	...	...
<b>VII.—THE PUERPERAL STATE.</b>													
Group total.....	355	4	5	4	21	1	2	7	6	13	5	1	10
134. Accidents of Pregnancy .....	63	...	1	...	1	1	...	1	...	3	2	...	1
135. Puerperal Hemorrhage .....	28	1	1	...	2	...	...	...	2	2	...	...	1
136. Other Accidents of Labor .....	95	...	1	4	7	1	...	1	3	2	1	...	3
137. Puerperal Septicæmia .....	121	2	2	...	7	...	1	4	5	2	...	...	4
138. Puerperal Albuminuria and Convulsions ..	44	1	...	...	3	...	2	...	3	1	...	...	1
139. Puerperal Phlegmasia Alba Dolens, Embolus, Sudden Death .....	2	...	...	...	1	...	...	...	...	...	...	...	...
140. Following Childbirth (not otherwise defined)	2	...	...	...	...	...	...	...	...	...	...	...	...
<b>VIII.—DISEASES OF THE SKIN AND OF THE CELLULAR TISSUE</b>													
Group total.....	141	1	4	...	10	...	2	3	4	...	1	...	8
142. Gangrene .....	68	...	1	...	5	...	...	2	3	...	...	...	3
143. Furuncle .....	2	...	...	...	...	...	...	...	...	...	...	...	...
144. Acute Abscess .....	61	1	3	...	5	...	2	1	1	...	1	...	5
145. Other diseases of the Skin and Adnexa .....	10	...	...	...	...	...	...	...	...	...	...	...	...
<b>IX.—DISEASES OF THE BONES AND OF THE ORGANS OF LOCOMOTION.</b>													
Group total.....	23	...	...	...	...	...	...	...	1	...	...	...	...
146. Diseases of the Bones (Tuberculosis excepted)	22	...	...	...	...	...	...	...	1	...	...	...	...
147. Diseases of the Joints (Tuberculosis and Rheumatism excepted).....	1	...	...	...	...	...	...	...	...	...	...	...	...
<b>X.—MALFORMATIONS.</b>													
Group total.....	204	2	2	2	7	...	1	13	3	4	2	...	5
<b>XI.—DISEASES OF EARLY INFANCY.</b>													
Group total.....	2,840	36	61	50	232	12	33	89	50	52	13	9	74
151. Congenital Debility, Icterus, and Sclerema ..	2,758	36	61	50	223	12	32	87	50	50	13	9	73
152. Other Diseases peculiar to Early Infancy ..	62	...	...	...	8	...	2	...	2	...	...	...	1
153. Lack of Care.....	20	...	...	...	1	...	1	...	...	...	...	...	...
<b>XII.—OLD AGE.</b>													
Group total.....	3,514	34	62	90	143	29	71	85	89	125	36	7	114

No. 10.—Continued.  
Diseases in each County, 1911—Continued.

Huron.	Kenora.	Kent.	Lambton.	Lanark.	Leeds and Grenville.	Lennox and Addington.	Lincoln.	Manitoulin.	Middlesex.	Muskoka.	Nipissing.	Norfolk.	Northumberland and Durham.	Ontario.	Oxford.	Parry Sound.	Peel.	Perth.	Peterborough.	Prescott and Russell.	Prince Edward.	Rainy River.	Renfrew.	Simcoe.	Stormont, Dundas and Glengarry.	Sudbury.	Thunder Bay.	Victoria.	Waterloo.	Welland.	Wellington.	Wentworth.	York.	Numbers.			
4	2	1	1	1	4	1	1	3	3	1	2	2	2	5	2	3	3	1	2	1	1	4	6	1	1	2	4	4	4	7	6	28	113				
7	1	1	3	3	2	4	3	5	5	1	1	4	2	2	2	3	1	1	2	2	2	6	2	1	1	3	1	3	3	1	1	2	4	114			
4	3	2	2	4	4	1	1	6	6	6	6	2	4	3	3	1	1	3	6	2	2	1	2	2	1	3	5	9	1	1	1	2	2	115			
...	...	...	1	...	...	...	...	...	...	...	...	...	...	1	...	...	...	...	1	...	...	1	5	2	...	...	...	...	...	...	...	...	...	1	118		
33	2	33	35	20	26	16	12	3	74	8	15	18	29	13	24	8	6	25	31	7	20	1	9	47	38	4	9	15	29	24	28	60	258				
1	5	1	1	2	3	2	2	5	7	3	1	1	1	1	1	1	1	1	4	6	10	1	3	3	3	1	1	3	3	3	3	8	52	119			
24	15	29	17	20	11	4	1	41	7	10	15	21	10	17	5	6	13	26	6	10	1	3	3	3	3	1	1	1	1	1	1	3	8	139	120		
1	3	...	...	...	...	...	...	...	...	...	...	...	...	...	...	...	...	...	...	...	...	...	...	...	...	...	...	...	...	...	...	...	...	...	14	122	
2	1	1	1	2	...	...	...	1	3	1	1	2	...	...	1	...	...	1	2	2	2	...	...	1	1	1	1	1	1	1	1	1	4	123	4		
2	2	2	2	2	...	...	...	3	2	1	1	2	...	...	1	...	...	4	1	1	1	...	...	1	1	1	1	1	1	1	1	1	1	16	124		
1	6	1	1	1	...	...	...	8	1	...	1	2	...	...	2	...	...	5	1	3	3	...	1	2	2	1	1	1	1	1	1	1	6	125	6		
...	...	...	...	...	...	...	...	...	...	...	1	...	...	...	...	...	...	...	...	...	...	...	...	...	...	...	...	...	...	...	...	...	...	19	126		
1	1	1	1	1	...	...	...	...	...	...	...	1	...	...	1	...	...	...	...	1	2	...	...	...	...	...	...	...	...	...	...	...	4	128	1		
1	...	...	...	...	...	...	...	1	4	...	...	...	...	...	1	...	...	...	...	...	2	...	...	...	...	...	...	...	...	...	...	...	1	129	1		
...	...	...	...	...	...	...	...	...	...	...	...	...	...	...	...	...	...	...	...	...	...	1	...	1	...	1	1	1	2	...	...	...	...	3	130	1	
...	...	...	...	...	...	...	...	1	1	...	1	...	...	...	...	...	...	...	...	...	...	1	...	1	...	1	1	1	1	...	...	...	...	3	131	3	
...	...	...	...	...	...	...	...	...	...	...	...	...	...	...	...	...	...	...	...	...	...	...	...	...	...	...	...	...	...	...	...	...	...	...	3	132	1
2	1	6	7	5	2	8	...	14	3	10	5	12	3	4	3	1	8	5	4	1	4	10	15	7	...	10	3	7	6	7	17	81	12	134			
1	1	3	2	1	1	1	...	4	1	1	2	...	...	...	2	...	...	2	1	1	3	2	2	1	1	1	1	2	2	2	2	4	19	135	7		
...	...	3	1	2	2	2	...	5	2	2	1	...	...	...	1	...	...	4	1	2	2	1	1	1	1	1	1	1	1	1	1	1	3	19	136		
...	...	2	2	1	2	2	...	1	1	5	3	5	1	1	1	3	3	2	2	2	2	1	4	4	2	2	4	1	4	2	4	4	34	137	3		
1	1	...	...	...	...	...	...	1	1	2	1	1	...	...	1	...	...	1	1	1	1	2	1	2	1	3	1	1	3	...	...	7	138	7			
...	...	...	...	...	...	...	...	...	...	...	...	...	...	...	...	...	...	...	...	...	...	...	...	...	...	...	...	...	...	...	...	...	...	...	1	139	1
...	...	...	...	...	...	...	...	...	...	...	...	...	...	...	...	...	...	...	...	...	...	...	...	...	...	...	...	...	...	...	...	...	...	...	1	140	1
3	...	...	...	11	1	3	1	5	1	2	2	4	2	2	1	...	3	2	1	2	...	3	6	3	1	2	2	1	2	6	5	30	12	142			
2	...	...	...	9	1	2	...	5	...	1	4	...	1	1	...	2	1	1	...	1	...	1	4	1	...	1	...	...	3	3	12	143	1	143			
1	...	...	...	2	...	1	1	1	1	1	...	2	...	1	...	1	1	1	1	1	1	1	1	1	1	1	1	1	2	3	2	14	144	14			
...	...	...	...	...	...	...	...	...	...	...	1	...	...	...	...	...	...	...	...	...	...	...	...	...	...	...	...	...	...	...	...	...	...	...	3	145	3
...	...	...	...	...	1	...	...	...	...	...	...	...	...	...	1	1	...	...	...	...	...	...	...	...	...	...	...	1	...	1	3	14	13	146	1		
...	...	...	...	...	...	...	...	...	...	...	...	...	...	...	...	...	...	...	...	...	...	...	...	...	...	...	...	...	...	...	...	...	...	...	1	147	1
3	...	3	3	5	...	3	...	13	1	5	...	3	1	5	4	3	...	6	2	1	...	3	13	3	...	3	1	5	4	3	15	46	15	46			
25	10	50	35	27	47	13	19	3	80	20	102	21	47	45	41	39	11	30	39	173	10	6	63	79	72	61	49	17	49	39	48	138	613	25			
23	10	47	33	25	42	13	19	3	78	19	97	18	46	45	41	38	10	29	39	173	10	6	60	76	72	60	45	17	48	35	45	135	597	151			
2	...	3	1	2	1	...	...	2	...	5	3	1	...	...	1	1	1	1	...	...	...	1	3	3	1	4	...	1	4	3	3	6	152	6			
...	...	...	1	4	...	...	...	1	...	1	...	...	...	...	...	...	...	...	...	...	...	2	...	...	...	...	...	...	...	...	...	...	10	153	10		
123	4	85	81	54	101	66	48	15	130	20	31	5	119	78	73	32	41	78	72	65	38	3	93	159	154	6	15	53	86	45	97	111	369	154			

TABLE  
Showing Total Deaths by Individual

CAUSES OF DEATH.	Total.													
		Algora.	Brant.	Bruce.	Carleton.	Dufferin.	Elgin.	Essex.	Frontenac.	Grey.	Haldimand.	Hamburton.	Halton.	Hastings.
<b>XIII. AFFECTIONS PRODUCED BY EXTERNAL CAUSES.</b>														
Group Total .....	1,816	52	14	27	84	5	27	48	35	28	16	3	11	37
155. Suicide by poison .....	52			1	4			2	3					
157. Suicide by hanging or strangulation .....	32	1		1				1	2					
158. Suicide by drowning .....	12	1	1		2	1				1				
159. Suicide by firearms .....	21									1				
160. Suicide by cutting or piercing instruments .....	8				1			1					1	
161. Suicide by jumping from high places .....	1													
163. Other Suicides .....	13				1		1		2					
165. Other acute poisonings .....	63	2			2		2	2	1	1	1			
166. Conflagration .....	25	1			1									5
167. Burns (conflagration excepted) .....	126		2	1	8		2	10	1	1	1	1	2	3
168. Absorption of Deleterious Gases (conflagration excepted) .....	46				1				2		1			
169. Accidental Drowning .....	304	13	1	4	16		4	11	7	5	4		1	8
170. Traumatism by firearms .....	52	4		4	2			1	1	2	1	1		2
171. Traumatism by cutting or piercing instruments .....	8	1							1					
172. Traumatism by fall .....	116	4	1	3	6			1	2	4	1		1	3
173. Traumatism in mines and quarries .....	41	4			1				1					
174. Traumatism by machines .....	19	3			1								1	1
175. Traumatism by other crushing (vehicles, railroad, landslides, etc.) .....	254	9	3	1	8	1	5	6	6	3	2		2	3
176. Injuries by animals .....	28		1	1	3						2			2
177. Starvation .....	3													
178. Excessive cold .....	15							1	1					
179. Effects of heat .....	64				4		2						1	1
180. Lightning .....	19	1								2		1		
181. Electricity (Lightning excepted) .....	32				1	1	1							1
184. Homicide by other means .....	18			2				1						
185. Fractures (cause not specified) .....	248	3	2	6	18	1	5	5	6	1	1		1	3
186. Other external violence .....	196	5	3	3	4	1	3	4	1	8	2		1	5
<b>XIV.—ILL-DEFINED DISEASES.</b>														
Group Total .....	1,245	29	12	20	58	1	16	38	29	24	7	7	13	27
187. Ill-defined organic disease .....	3								1					
188. Sudden death .....	4													
189. Cause of death not specified or ill-defined .....	1,238	29	12	20	58	1	16	38	28	24	7	7	13	27
<b>XV.—STILL-BIRTHS.</b>														
Group Total .....	2,463	43	53	40	176	11	34	59	39	39	13	9	24	33

No. 10.—Concluded.

Diseases in each County, 1911.—Concluded.

Huron.	Kenora.	Kent.	Lambton.	Lanark.	Leeds and Grenville.	Lennox and Addington.	Lincoln.	Manitowlin.	Middlesex.	Muskoka.	Nipissing.	Norfolk.	Northumberland and Durham.	Ontario.	Oxford.	Parry Sound.	Peel.	Perth.	Peterborough.	Prescott and Russell.	Prince Edward.	Rainy River.	Renfrew.	Simcoe.	Stormont, Dundas and Glengarry.	Sudbury.	Thunder Bay.	Victoria.	Waterloo.	Welland.	Wellington.	Wentworth.	York.	Numbers.					
25	18	34	33	24	30	3	25	3	56	10	63	18	40	22	36	37	18	20	33	18	4	17	25	58	38	49	80	22	40	42	19	104	365						
...	1	2	1	...	1	...	...	...	2	...	1	2	...	3	2	...	...	1	1	...	1	...	1	1	1	2	1	...	...	...	...	6	17	155					
...	1	...	1	1	1	...	...	...	1	...	...	...	...	...	2	...	...	...	...	...	...	...	...	...	...	...	...	...	...	...	1	2	4	157					
...	...	...	1	...	...	...	...	...	1	1	2	...	...	...	1	1	...	...	...	...	...	1	...	...	...	...	...	...	...	...	1	2	2	158					
...	...	...	...	...	...	...	...	...	1	1	...	...	...	...	1	1	...	...	...	...	...	...	...	...	...	...	...	...	...	...	1	2	4	159					
...	...	...	...	...	...	...	...	...	...	...	...	...	...	...	1	...	...	...	...	...	...	...	...	...	...	...	...	...	...	...	...	1	2	2	160				
...	...	...	...	...	...	...	...	...	...	...	...	...	...	...	...	...	...	...	...	...	...	...	...	...	...	...	...	...	...	...	...	...	1	1	1	161			
...	1	...	2	1	2	1	1	2	...	1	1	1	1	1	1	4	...	1	1	1	1	1	...	1	2	1	2	1	...	...	...	...	1	1	1	163			
...	...	2	3	...	1	...	3	...	4	...	1	1	3	2	2	2	1	1	3	1	...	2	5	5	1	1	6	2	1	4	2	4	2	4	25	165			
...	3	3	9	8	6	9	9	2	4	7	12	3	5	1	5	18	3	2	7	...	4	1	6	6	12	4	5	13	7	9	2	14	31	169					
...	1	1	...	3	...	1	...	...	...	...	4	1	...	1	...	...	...	...	1	...	1	3	1	4	3	...	2	...	...	...	...	...	...	7	170				
...	...	1	...	...	...	...	...	...	1	...	...	...	...	...	...	...	...	...	...	...	...	...	...	...	...	...	...	...	...	...	...	...	...	...	4	171			
...	2	...	...	4	2	4	2	1	3	...	2	3	2	2	3	...	1	2	3	...	...	...	...	...	...	...	...	...	...	...	...	...	6	24	172				
...	...	...	...	...	...	...	...	...	7	...	2	...	...	...	1	1	...	...	...	...	...	...	...	...	...	...	...	...	...	...	...	...	...	1	1	1	173		
...	...	1	...	...	1	...	...	...	1	...	1	...	...	...	...	...	1	1	...	...	...	...	...	...	...	...	...	...	...	...	...	...	...	...	1	1	174		
...	3	7	2	4	1	1	6	12	1	7	2	4	4	4	11	4	5	1	2	2	2	2	4	8	1	16	14	2	5	8	4	18	44	175					
...	1	...	...	1	...	...	...	...	1	...	...	1	...	1	1	...	1	1	1	1	1	...	2	2	2	1	...	1	3	1	1	...	...	...	...	176			
...	...	...	...	...	...	...	...	...	...	...	...	...	...	...	...	...	...	...	...	...	...	...	...	...	...	...	...	...	...	...	...	...	...	...	...	...	...	...	177
...	1	...	1	1	1	1	1	2	...	...	...	1	...	...	1	1	3	2	...	2	1	1	2	2	2	...	3	...	2	...	1	...	...	...	...	1	178		
...	1	...	...	...	...	...	...	...	...	...	...	...	1	...	...	...	1	3	1	...	...	1	2	1	2	1	1	1	1	2	1	...	6	25	179				
...	10	...	1	...	1	...	...	...	...	...	...	...	...	...	...	...	1	2	...	1	...	...	...	3	1	1	1	1	1	1	...	3	11	181					
...	...	2	3	2	5	2	...	...	7	1	7	2	10	3	5	3	...	8	5	1	1	3	3	9	2	2	8	8	4	2	6	21	61	185					
...	1	...	7	6	5	4	1	2	11	...	9	3	7	4	2	3	1	...	1	1	...	3	3	4	4	7	6	2	5	2	1	10	45	186					
...	8	8	29	20	13	15	29	5	10	21	19	89	8	21	19	15	33	3	15	30	106	5	12	77	32	36	46	20	5	28	12	18	33	124	187				
...	...	...	...	...	...	...	...	...	...	...	...	...	1	...	...	...	...	...	...	1	2	...	...	...	...	...	...	...	...	...	...	...	...	...	...	188			
...	8	8	29	20	13	15	29	5	10	21	19	88	8	20	19	15	33	3	14	30	103	5	12	77	32	36	46	20	5	28	12	18	33	124	189				
28	5	61	35	23	31	4	31	3	78	25	81	24	31	48	30	35	10	29	46	45	11	9	57	97	38	35	61	32	54	34	41	153	565	190					





TABLE No. 11—Continued.

OFFICIAL ENGLISH TRANSLATION. (DISEASES AND CAUSES OF DEATH.)																			
	Total.	Belleville.	Brantford.	Chatham.	Fort William.	Guelph.	Hamilton.	Kingston.	London.	Niagara Falls.	Ottawa.	Peterboro.	Port Arthur.	St. Catharines.	St. Thomas.	Stratford.	Toronto.	Windsor.	Woodstock.
<b>II.—DISEASES OF THE NERVOUS SYSTEM AND OF THE ORGANS OF SPECIAL SENSE.—Continued.</b>																			
69. Epilepsy .....	28	1		1	1		2	1	3		3						16		
70. Convulsions (non-Puerperal) .....	10						4				3						3		
71. Convulsions of Infants .....	157	2	8		2		10	3	6	1	22	4	3	4	2		82		
72. Chorea .....	3						1										1		
73. Neuralgia and Neuritis .....	13											2	1				9		
74. Other Diseases of the Nervous System .....	47	1			1		5	2	2		9	3	1	1	1		20		1
75. Diseases of the Eyes and their Adnexa .....	4										1						3		
76. Diseases of the Ears .....	15	1		1			2		2	1	1	1	1				4	1	
<b>III.—DISEASES OF THE CIRCULATORY SYSTEM.</b>																			
Group Total .....	1,355	22	35	26	4	30	132	59	111	10	130	56	10	35	19	21	625	31	9
77. Pericarditis .....	4										1						3		
78. Acute Endocarditis .....	109			1	2		8		6		23	3	2	1	1	1	60		
79. Organic Diseases of the Heart .....	768	16	26	21	110		77	32	57	9	72	29	7	19	14	10	342	20	6
80. Angina Pectoris .....	25	1					1	2			2						17		
81. Diseases of the Arteries, Atheroma, Aneurysm, etc. ....	414	5	9	5	2	15	43	22	45	1	30	23	1	3	5	8	183	11	3
82. Embolism and Thrombosis .....	23				2		3	1	1		2	1	1	1	1	1	11		
83. Diseases of the Veins (Varices, Hemorrhoids, Phlebitis, etc.) .....	5								1				1				3		
84. Diseases of the Lymphatic System (Lymphangitis, etc.) .....	4								1								3		
85. Hæmorrhage; other Diseases of the Circulatory System .....	3								1								3		
<b>IV.—DISEASES OF THE RESPIRATORY SYSTEM.</b>																			
Group Total .....	1,272	6	26	20	24	13	133	29	74	11	157	29	23	31	14	16	622	30	15
87. Diseases of the Larynx .....	7											1					5		1
89. Acute Bronchitis .....	90			2	3		5		4	3	12	4	2	2			5	46	1
90. Chronic Bronchitis .....	111	1	3	1	1	3	12	1	7	1	9	2	4	1			2	62	2
91. Broncho-pneumonia .....	231	1	3	1	4		31	5	3	2	35	5	6	3	2		122	7	1
92. Pneumonia .....	673	4	16	11	14	6	74	22	43	4	87	11	12	41	10	10	302	18	9
93. Pleurisy .....	82		3	3	1	1	3	1	8	1	8	5	1		2	1	40	1	3
94. Pulmonary Congestion, Pulmonary Apoplexy ..	27	1					2		3		4						16		1
95. Gangrene of the Lung .....	1																1		
96. Asthma .....	45		1	1	1		6		5		2	1	1				26	1	
97. Pulmonary Emphysema .....	3								1								2		
98. Other Diseases of the Respiratory System (tuberculosis excepted) .....	2			1									1						
<b>V.—DISEASES OF THE DIGESTIVE SYSTEM.</b>																			
Group Total .....	1,459	13	52	27	46	28	103	30	36	11	277	18	30	23	9	9	710	24	13
99. Diseases of the Mouth and Adnexa .....	1																1		
100. Diseases of the Pharynx .....	12				2						1	1					6	1	
101. Diseases of the Oesophagus .....	14										3						13		
102. Ulcer of the Stomach .....	34	1	1	1			1	4	2		3		2				19		
103. Other Diseases of the Stomach (cancer excepted) ..	193	1	17	3	2	4	6		1	2	23	1	8	3	1	2	115	2	2
104. Diarrhœa and Enteritis (under 2 years) .....	748	8	22	13	36	9	56	11	12	4	168	4	14	8	2	4	361	12	4
105. Diarrhœa and Enteritis (2 years and over) .....	40	2	3	1			2	1			3	1			1	1	24	1	
106. Appendicitis and Typhlitis .....	119	1	6	4	2	7	5	5	8	2	18	4	4	3	1	1	42	2	4
109. Hernias, Intestinal Obstructions .....	80	1	1	1	1		11	6	4		19	3	2	4			25	1	2
110. Diseases of the Intestines .....	51			2			5	2			7	3	1				30	1	
111. Acute yellow atrophy of the liver .....	1																1		
113. Cirrhosis of the Liver .....	55	1			4		4	1	3	3	8	1		1	1		25	2	1
114. Biliary Calculi .....	5								1								4		
115. Other Diseases of the Liver .....	47	2	1				7		2		10			1	1		20	2	
117. Simple Peritonitis (non-Puerperal) .....	56	1	2	3			6		3		14	1	1	2			23		
118. Other Diseases of the Digestive System (cancer and tuberculosis excepted) .....	3										2						1		

TABLE No. 11.—Continued.

OFFICIAL ENGLISH TRANSLATION. (DISEASES AND CAUSES OF DEATH.)																			
	Total.	Belleville.	Brantford.	Chatham.	Fort William.	Guelph.	Hamilton.	Kingston.	London.	Niagara Falls.	Ottawa.	Peterboro'.	Port Arthur.	St. Catharines.	St. Thomas.	Stratford.	Toronto.	Windsor.	Woodstock.
<b>VI.—NON-VENEREAL DISEASES OF THE GENITO-URINARY SYSTEM AND ADNEXA.</b>																			
Group Total .....	528	4	6	13	5	7	52	17	51	7	64	23	4	8	7	7	233	16	4
119. Acute Nephritis .....	86	..	..	2	1	1	8	3	5	1	7	4	..	1	..	..	50	2	1
120. Bright's Disease .....	300	2	5	4	2	6	32	12	28	5	35	18	2	3	7	4	120	12	3
122. Other Diseases of the Kidneys and Adnexa.....	24	2	..	..	1	..	..	..	6	..	1	..	1	1	..	..	12	..	..
123. Calculi of the Urinary Passages .....	6	..	..	1	..	..	1	..	..	..	..	..	..	..	..	..	4	..	..
124. Diseases of the Bladder .....	29	..	..	1	..	..	3	..	1	1	3	..	..	..	..	3	16	1	..
125. Diseases of the Urethra, Urinary Abscess, etc. .	13	..	..	..	..	..	1	..	1	..	5	..	..	..	..	..	6	..	..
126. Diseases of the Prostate .....	48	..	..	4	..	..	5	2	6	..	11	1	..	2	..	..	17	..	..
129. Uterine Tumor (non-Cancerous) .....	4	..	..	..	..	..	..	..	1	..	1	..	..	..	..	..	1	1	..
130. Other Diseases of the Uterus .....	4	..	1	1	..	..	1	..	..	..	..	..	..	..	..	..	1	..	..
131. Cysts and other Tumors of the Ovary .....	9	..	..	..	..	..	1	..	2	..	1	1	..	1	..	..	3	..	..
132. Salpingitis and other Diseases of the Female Genital Organs .....	5	..	..	..	1	..	..	..	1	..	..	..	..	..	..	..	3	..	..
<b>VII.—THE PUERPERAL STATE.</b>																			
Group Total.....	151	..	2	..	3	2	15	3	9	2	18	3	7	3	2	4	74	2	2
134. Accidents of Pregnancy .....	29	..	1	..	1	1	5	..	4	2	1	1	..	..	..	..	12	..	1
135. Puerperal Hemorrhage .....	9	..	..	..	..	..	..	..	2	..	2	..	1	1	..	..	3	..	..
136. Other Accidents of Labor .....	36	..	..	..	1	1	5	1	3	..	4	..	..	1	2	..	18	..	..
137. Puerperal Septicemia .....	59	..	1	..	..	..	3	2	..	..	7	2	..	1	2	..	33	2	1
138. Puerperal Albuminuria and Convulsions .....	15	..	..	..	1	..	2	..	..	..	3	..	2	1	..	..	6	..	..
139. Puerperal Phlegmasia Alba Dolens, Embolus, Sudden Death .....	2	..	..	..	..	..	..	..	..	..	1	..	..	..	..	..	1	..	..
140. Following Childbirth (not otherwise defined) ..	1	..	..	..	..	..	..	..	..	..	..	..	..	..	..	..	1	..	..
<b>VIII.—DISEASES OF THE SKIN AND OF THE CELLULAR TISSUE.</b>																			
Group Total.....	51	3	2	..	1	1	3	..	2	..	9	1	1	1	1	..	25	1	..
142. Gangrene .....	20	..	..	..	..	1	2	..	2	..	4	..	..	..	..	..	10	1	..
143. Furuncle .....	1	..	..	..	..	..	..	..	..	..	..	..	..	..	..	..	1	..	..
144. Acute Abscess .....	27	3	2	..	1	..	1	..	..	..	5	1	..	1	1	..	12	..	..
145. Other Diseases of the Skin and Adnexa .....	3	..	..	..	..	..	..	..	..	..	..	1	..	..	..	..	2	..	..
<b>IX.—DISEASES OF THE BONES AND OF THE ORGANS OF LOCOMOTION.</b>																			
Group Total.....	17	..	..	..	..	1	3	..	..	..	..	..	..	..	..	..	13	..	..
146. Diseases of the Bones (tuberculosis excepted) ..	16	..	..	..	..	1	3	..	..	..	..	..	..	..	..	..	12	..	..
147. Diseases of the Joints (tuberculosis and rheumatism excepted) .....	1	..	..	..	..	..	..	..	..	..	..	..	..	..	..	..	1	..	..
<b>X.—MALFORMATIONS.</b>																			
Group Total.....	87	1	2	1	1	2	13	3	5	1	5	5	2	..	1	1	41	3	..
<b>XI.—DISEASES OF EARLY INFANCY.</b>																			
Group Total.....	1,166	13	41	10	22	17	113	22	51	11	206	18	26	6	9	14	548	27	12
151. Congenital Debility, Icterus and Sclerema .....	1,131	13	41	9	20	17	111	22	49	9	198	18	24	6	9	13	533	27	12
152. Other Diseases peculiar to Early Infancy .....	21	..	..	1	2	..	2	..	2	..	4	..	2	..	..	..	1	5	..
153. Lack of Care .....	14	..	..	..	..	..	..	..	..	..	4	..	..	..	..	..	10	..	..
<b>XII.—OLD AGE.</b>																			
Group Total.....	729	24	30	23	4	17	73	30	57	7	93	27	7	10	17	17	273	11	9
<b>XIII.—AFFECTIONS PRODUCED BY EXTERNAL CAUSES.</b>																			
Group Total.....	712	7	8	12	55	6	77	21	29	13	64	13	19	11	18	7	331	15	6
155. Suicide by Poison .....	34	..	1	2	..	..	6	1	2	..	4	1	..	..	..	..	17	..	..
157. Suicide by Hanging or Strangulation .....	5	..	..	..	1	..	1	..	..	..	..	..	..	..	..	..	3	..	..
158. Suicide by Drowning .....	6	..	1	..	..	1	..	..	..	..	2	..	..	..	..	..	2	..	..

TABLE No. 11.—Concluded.

OFFICIAL ENGLISH TRANSLATION. (DISEASES AND CAUSES OF DEATH.)		Total.	Belleville.	Brantford.	Chatham.	Fort William.	Guelph.	Hamilton.	Kingston.	London.	Niagara Falls.	Ottawa.	Peterboro'.	Port Arthur.	St. Catharines.	St. Thomas.	Straford.	Toronto.	Windsor.	Woodstock.	
<b>XIII.—AFFECTIONS PRODUCED BY EXTERNAL CAUSES.—Continued.</b>																					
159. Suicide by Firearms .....	10							1		1				3					3		1
160. Suicide by Cutting or Piercing Instruments....	3				1								1						1		
161. Suicide by Jumping from High Places.....	1																		1		
163. Other Suicides .....	5							1		1			1						1		
165. Other Acute Poisonings.....	36				1	2			1						1	2	1		24		1
166. Conflagration .....	3				1														2		
167. Burns (conflagration excepted) .....	53			2	6			3	1		1	3		6	1		2	2	23		3
168. Absorption of Deleterious Gases (conflagration excepted) .....	31			1	1				2				1		3				23		
169. Accidental Drowning .....	81	2		1	11			11	5		1	2	12	3	1	2	2		24		3
170. Traumatism by Firearms .....	13				2								2						6		1
171. Traumatism by Cutting or Piercing Instruments	4																		4		
172. Traumatism by Fall .....	45	1	1		4	1		4	1		2	1	3	1	1	1			23		1
173. Traumatism in Mines and Quarries .....	19				6						3		1								
174. Traumatism by Machines .....	5												1	1	1	1			1		
175. Traumatism by other Crushing (vehicles, rail- road, landslides, etc.).....	100		2	1	8	2		17	2		7	2		6		4	3	5		38	2
176. Injuries by Animals.....	1		1																		
177. Starvation .....	2																			2	
178. Excessive Cold .....	6				2				1		1									1	1
179. Effects of Heat .....	34							6			2		3						1	22	
180. Lightning .....	1												1								
181. Electricity (lightning excepted).....	17	1			1			2					1	1	1	1				9	
184. Homicide by other means .....	1				1																
185. Fractures (cause not specified) .....	126	2	1	1	4	2		17	5		3		15	2	3		4	7	58		2
186. Other External Violence .....	79	1	2	3	3			8	1		8		4	1	3		1		43		1
<b>XIV.—ILL-DEFINED DISEASES.</b>																					
Group Total.....	273	4	6	12	6	5		32	19		9		39	2	5	3	4	5	111		7
187. Ill-Defined Organic Disease.....	1								1												
189. Causes of Death not Specified or Ill-defined ....	272	4	6	12	6	5		32	18		9		39	2	5	3	4	5	111		7
<b>XV.—STILL-BIRTHS.</b>																					
Group Total.....	1,096	8	32	13	44	20		131	20		55	11	151	27	15	16	15	12	501		22





TABLE No. 12—Concluded.

OFFICIAL ENGLISH TRANSLATION. (DISEASES AND CAUSES OF DEATH.)		Total.	Barrie.	Berlin.	Brockville.	Cobalt.	Cobourg.	Collingwood.	Cornwall.	Galt.	Kenora.	Lindsay.	North Bay.	North Toronto.	Orrilla.	Oshawa.	Owen Sound.	Pembroke.	Port Hope.	Sarnia.	Sault Ste. Marie.	Smith's Falls.	Welland.	
VIII.—DISEASES OF THE SKIN AND OF THE CELLULAR TISSUE.																								
Group Total.....		12	3	1	1	1	1	1	1	1	1	1	1	1	1	1	1	1	1	1	1	1	1	1
142. Gangrene.....		8	3	1	1	1	1	1	1	1	1	1	1	1	1	1	1	1	1	1	1	1	1	1
144. Acute Abscess.....		2																						
145. Other Diseases of the skin and Adnexa.....		2													1			1						
IX.—DISEASES OF THE BONES AND OF THE ORGANS OF LOCOMOTION.																								
Group Total.....		1												1										
146. Diseases of the Bones (tuberculosis excepted).....		1												1										
X —MALFORMATIONS.																								1
Group Total.....		14	1	1	2	1	2	1	1	1	1	1	1	1	2	2	2	2	2	1	1	1	1	4
150. Congenital Malformations (Still-Births not included).....		14	1	1	2	1	2	1	1	1	1	1	1	1	2	2	2	2	2	1	1	1	1	4
XI.—DISEASES OF EARLY INFANCY.																								
Group Total.....		222	15	16	13	20	7	3	10	5	6	10	22	2	7	15	15	13	3	17	12	7	4	4
151. Congenital Debility, Icterus and Sclerema.....		210	15	16	10	17	6	3	9	5	6	10	22	2	7	15	15	11	3	16	12	7	3	3
152. Other Diseases Peculiar to Early Infancy.....		10	2	3	1	1	1	1	1	1	1	1	1	1	1	1	1	1	1	1	1	1	1	1
153. Lack of Care.....		2	1	1	1	1	1	1	1	1	1	1	1	1	1	1	1	1	1	1	1	1	1	1
154. XII.—OLD AGE.																								
Group Total.....		250	18	16	8	1	22	13	30	19	3	13	5	2	5	12	14	5	19	18	14	14	6	7
XIII.—AFFECTIONS PRODUCED BY EXTERNAL CAUSES.																								
Group Total.....		175	2	7	11	12	5	6	11	7	14	9	10	4	6	3	6	5	5	10	30	8	4	4
155. Suicide by Poison.....		2						1	1	1	1	1	1	1	1	1	1	1	1	1	1	1	1	1
156. Suicide by asphyxia.....		1																				1	1	1
157. Suicide by Hanging or Strangulation.....		4			1					1	1	1	1	1	1	1	1	1	1	1	1	1	1	1
159. Suicide by Firearms.....		3			2						1	1	1	1	1	1	1	1	1	1	1	1	1	1
163. Other Suicides.....		1						1	1	1	1	1	1	1	1	1	1	1	1	1	1	1	1	1
165. Other Acute Poisonings.....		4	1	1	1	1	1	1	1	1	1	1	1	1	1	1	1	1	1	1	1	1	1	1
167. Burns (Conflagration Excepted).....		15	1	1	1	1	2	2	2	1	1	1	1	1	1	1	1	1	1	1	1	1	1	1
168. Absorption of deleterious gases (conflagration excepted).....		5	1	2	1	1	1	1	1	1	1	1	1	1	1	1	1	1	1	1	1	1	1	1
169. Accidental Drowning.....		33	2	1	1	1	1	1	3	3	3	3	3	1	1	1	1	1	1	4	4	8	1	1
170. Traumatism by Firearms.....		12	1	1	1	1	1	1	1	1	1	1	1	1	1	1	1	1	1	1	3	3	3	3
171. Traumatism by Cutting or Piercing Instruments.....		2							1	1	1	1	1	1	1	1	1	1	1	1	1	1	1	1
172. Traumatism by Fall.....		7	1	1	1	1	1	1	1	1	1	1	1	1	1	1	1	1	1	1	3	3	3	3
173. Traumatism in mines and quarries.....		4			2					1	1	1	1	1	1	1	1	1	1	1	1	1	1	1
174. Traumatism by machines.....		1	1	1	1	1	1	1	1	1	1	1	1	1	1	1	1	1	1	1	1	1	1	1
175. Traumatism by Other Crushing (vehicles, railroad, landslides, etc.).....		25	2	1	1	1	1	1	3	2	2	2	2	1	2	2	2	2	2	3	6	1	2	2
176. Injuries by animals.....		3	1	1	1	1	1	1	2	2	2	2	2	2	2	2	2	2	2	2	2	2	2	2
178. Excessive Cold.....		1						1	1	1	1	1	1	1	1	1	1	1	1	1	1	1	1	1
179. Effects of Heat.....		4	1	1	1	1	1	1	1	1	1	1	1	1	1	1	1	1	1	1	1	1	1	1
180. Lightning.....		1																						
181. Electricity (lightning excepted).....		4	1	1	1	1	1	1	2	2	2	2	2	2	2	2	2	2	2	2	2	2	2	2
185. Fractures (Cause not Specified).....		21	1	4	1	2	1	2	2	2	3	3	3	2	2	2	2	2	2	2	2	1	1	1
186. Other External Violence.....		22	1	3	1	1	1	1	1	1	1	3	3	3	3	3	3	3	3	3	4	4	4	4
XIV.—ILL-DEFINED DISEASES.																								
Group Total.....		73	1	11	4	4	2	2	3	4	7	1	5	2	1	4	2	1	2	2	7	4	4	4
189. Cause of Death not Specified or Ill-defined.....		73	1	11	4	4	2	2	3	4	7	1	5	2	1	4	2	1	2	2	7	4	4	4
190. XV.—STILL-BIRTHS.																								
Group Total.....		199	9	22	9	11	3	14	6	9	3	5	12	10	9	15	11	6	1	10	18	4	72	72

TABLE No. 13.

Showing Infant Mortality under 5 years of age in Ontario, 1911.

OFFICIAL ENGLISH TRANSLATION. (DISEASES AND CAUSES OF DEATH.)	Total.	Under 1 Yr.	1 Year.	2 Years.	3 Years.	4 Years.
Grand Total.....	10,698	8,884	897	385	294	238
I.—GENERAL DISEASES.						
Group Total.....	1,030	404	228	149	137	112
1. Typhoid Fever.....	21	2	4	6	5	4
4. Malaria.....	2	1	.....	1	.....	.....
5. Smallpox.....	1	.....	.....	.....	1	.....
6. Measles.....	127	39	52	20	12	4
7. Scarlet Fever.....	134	16	25	26	37	30
8. Whooping Cough.....	161	102	35	15	6	3
9. Diphtheria and Croup.....	218	29	40	52	50	47
10. Influenza.....	49	34	6	6	2	1
13. Cholera nostras.....	3	1	.....	.....	1	1
14. Dysentery.....	36	29	6	.....	1	.....
18. Erysipelas.....	28	23	4	.....	1	.....
19. Other epidemic Diseases.....	2	.....	2	.....	.....	.....
20. Purulent Infection and Septicæmia.....	25	14	4	.....	4	3
24. Tetanus.....	5	2	2	.....	1	.....
28. Tuberculosis of the Lungs.....	49	25	11	5	4	4
29. Acute miliary tuberculosis.....	8	.....	1	2	2	3
30. Tuberculous Meningitis.....	57	30	14	5	2	6
31. Abdominal Tuberculosis.....	12	6	3	1	1	1
32. Pott's disease.....	1	.....	.....	1	.....	.....
34. Tuberculosis of other Organs.....	3	1	.....	1	.....	1
35. Disseminated tuberculosis.....	2	1	1	.....	.....	.....
36. Rickets.....	23	16	4	3	.....	.....
37. Syphilis.....	7	7	.....	.....	.....	.....
39. Cancer and other malignant tumors of the buccal cavity.....	2	.....	.....	1	1	.....
45. Cancer and other malignant tumors of other organs and of organs not specified.....	3	.....	.....	.....	2	1
47. Acute Articular Rheumatism.....	8	2	3	.....	1	2
49. Scurvy.....	4	3	1	.....	.....	.....
50. Diabetes.....	3	.....	2	.....	.....	1
53. Leucæmia.....	4	4	.....	.....	.....	.....
54. Anæmia Chlorosis.....	9	3	4	1	1	.....
55. Other General Diseases.....	23	14	4	3	2	.....
II.—DISEASES OF THE NERVOUS SYSTEM AND OF THE ORGANS OF SPECIAL SENSE.						
Group Total.....	722	481	110	60	35	36
60. Encephalitis.....	3	2	.....	.....	.....	1
61. Simple Meningitis.....	243	138	47	24	20	14
62. Locomotor ataxia.....	2	1	1	.....	.....	.....
63. Other Diseases of the Spinal Cord.....	48	16	12	7	7	6
64. Cerebral Hæmorrhage, Apoplexy.....	8	4	1	1	2	.....
66. Paralysis without specified cause.....	5	3	1	.....	.....	1
68. Other forms of mental alienation.....	2	1	.....	1	.....	.....
69. Epilepsy.....	5	2	1	2	.....	.....
70. Convulsions (non-puerperal).....	11	1	.....	1	3	6
71. Convulsions of Infants.....	372	300	43	19	3	7
74. Other Diseases of the Nervous System.....	6	5	.....	1	.....	.....
75. Diseases of the eyes and their adnexa.....	5	4	.....	1	.....	.....
76. Diseases of the Ears.....	12	4	4	3	.....	1

TABLE No. 13.—Continued.

Showing Infant Mortality under 5 years of age in Ontario, 1911.—Continued.

OFFICIAL ENGLISH TRANSLATION. (DISEASES AND CAUSES OF DEATH.)	Total.	Under 1 Yr.	1 Year.	2 Years.	3 Years.	4 Years.
<b>III.—DISEASES OF THE CIRCULATORY SYSTEM.</b>						
Group Total.....	26	14	4	2	3	3
77. Pericarditis.....	1	1				
78. Acute Endocarditis.....	13	8	1	1	1	2
79. Organic Diseases of the Heart.....	8	3	2		2	1
84. Diseases of the Lymphatic System (Lymphangitis, etc.).....	4	2	1	1		
<b>IV.—DISEASES OF THE RESPIRATORY SYSTEM.</b>						
Group Total.....	906	615	174	62	34	21
87. Diseases of the Larynx.....	6	2		3		1
89. Acute Bronchitis.....	194	141	40	7	5	1
90. Chronic Bronchitis.....	9	7	2			
91. Broncho-Pneumonia.....	307	208	61	21	11	6
92. Pneumonia.....	357	235	67	30	16	9
93. Pleurisy.....	12	5	3	1	1	2
94. Pulmonary Congestion, Pulmonary Apoplexy.....	18	16	1			1
96. Asthma.....	3	1			1	1
<b>V. DISEASES OF THE DIGESTIVE SYSTEM.</b>						
Group Total.....	1,835	1,535	226	36	24	14
100. Diseases of the Pharynx.....	18	9	3	4	1	1
102. Ulcer of the Stomach.....	4	1		3		
103. Other Diseases of the Stomach (Cancer excepted).....	286	240	32	11	3	
104. Diarrhoea and Enteritis (under 2 years).....	1,365	1,188	177			
105. Diarrhoea and Enteritis (2 years and over).....	22			8	10	4
108. Appendicitis and Typhlitis.....	13	3		1	6	3
109. Hernias, Intestinal Obstructions.....	29	22	4	1	1	1
110. Diseases of the Intestines.....	60	44	6	5	3	2
115. Other Diseases of the Liver.....	23	18		2		3
117. Simple Peritonitis, (non-puerperal).....	15	10	4	1		
<b>VI. NON-VENEREAL DISEASES OF THE GENITO-URINARY SYSTEM AND ADNEXA.</b>						
Group Total.....	46	27	10	4	2	3
119. Acute Nephritis.....	37	24	5	4	2	2
120. Bright's Disease.....	4		3			1
122. Other Diseases of the Kidneys and Adnexa.....	3	3				
123. Calculi of the urinary passages.....	1		1			
124. Diseases of the bladder.....	1		1			
<b>VIII.—DISEASES OF THE SKIN AND OF THE CELLULAR TISSUE.</b>						
Group Total.....	19	16	3			
142. Gangrene.....	1	1				
144. Acute Abscess.....	12	10	2			
145. Other Diseases of the Skin and Adnexa.....	6	5	1			



TABLE No. 13.—Concluded.

Showing Infant Mortality under 5 years of age in Ontario, 1911.—Concluded.

OFFICIAL ENGLISH TRANSLATION. (DISEASES AND CAUSES OF DEATH.)	Total.	Under 1 Yr.	1 Year.	2 Years.	3 Years.	4 Years.
<b>IX.—DISEASES OF THE BONES AND OF THE ORGANS OF LOCOMOTION.</b>						
Group Total .....	6	2	1	.....	1	2
146. Diseases of the bones (Tuberculosis excepted).....	6	2	1	.....	1	2
<b>X.—MALFORMATIONS.</b>						
Group Total .....	210	210	.....	.....	.....	.....
<b>XI.—DISEASES OF EARLY INFANCY.</b>						
Group Total.....	2,834	2,834	.....	.....	.....	.....
151. Congenital Debility, Icterus and Sclerema....	2,754	2,754	.....	.....	.....	.....
152. Other Diseases peculiar to early Infancy....	55	55	.....	.....	.....	.....
153. Lack of Care.....	25	25	.....	.....	.....	.....
<b>XIII.—AFFECTIONS PRODUCED BY EXTERNAL CAUSES.</b>						
Group Total .....	178	38	41	31	39	29
165. Other Acute Poisonings.....	11	1	4	3	2	1
166. Conflagration .....	4	.....	2	.....	2	.....
167. Burns (Conflagration excepted) .....	55	6	9	12	18	10
168. Absorption of Deleterious Gases (Conflagration excepted) .....	7	2	1	1	1	2
169. Accidental Drowning.....	29	1	11	6	5	6
170. Traumatism by Firearms.....	1	.....	.....	.....	.....	1
172. Traumatism by Fall.....	4	2	.....	.....	2	.....
175. Traumatism by other crushing (vehicles, rail- road, landslides, etc.).....	14	3	1	4	2	4
176. Injuries by animals .....	2	1	.....	.....	.....	1
179. Effects of heat.....	21	15	4	.....	1	1
180. Lightning .....	3	.....	3	.....	.....	.....
184. Homicide by other means .....	1	.....	1	.....	.....	.....
185. Fracture (cause not specified) .....	10	2	1	2	3	2
186. Other External Violence .....	16	5	4	3	3	1
<b>XIV.—ILL-DEFINED DISEASES.</b>						
Group Total.....	423	245	100	41	19	18
188. Sudden death .....	1	.....	1	.....	.....	.....
189. Cause of Death not Specified or Ill-defined....	422	245	99	41	19	18
<b>XV.—STILL-BIRTHS.</b>						
Group Total .....	2,463	2,463	.....	.....	.....	.....

TABLE No. 14.

## Deaths by Occupations—Counties, 1911.

Occupations.	Total.	15-19.	20-29.	30-39.	40-49.	50-59.	60-69.	70-79.	80 and over.	Not stated.
Total deaths .....	34,341									
Total males and females .....	22,361	794	2,192	2,047	2,100	2,628	3,710	4,714	3,755	421
Deaths under 15 .....	9,517									
Still-births .....	2,463									
Total males .....	11,743	431	1,175	998	1,076	1,442	1,967	2,458	1,917	279
Total females .....	10,618	363	1,017	1,049	1,024	1,186	1,743	2,256	1,838	142
Male.										
Agents .....	103	2	12	11	12	18	25	17	4	2
Architects .....	2			1					1	
Artists .....	3		1		1				1	
Bakers and Confectioners .....	30	1	7	2	4	5	6	3	2	
Bankers .....	9		2	1	2	2	1	1		
Barbers .....	28		6	5	9	2	4	1	1	
Bartenders .....	17		4	11		1	1			
Blacksmiths .....	112		6	6	10	20	26	22	21	1
Bookbinders .....	5		1	1	2	1				
Bookkeepers and Accountants .....	82	3	16	19	10	5	14	12	2	1
Brakemen .....	35	2	14	11	5					3
Brassfinishers .....	7	1	1	1	2	1		1		
Brewers and Distillers .....	7		2		2	1	1	1	1	
Brickmakers .....	7			1			2	4		
Brokers .....	13			3	2	3			1	
Builders and Contractors .....	64		4	8	7	11	12	16	5	1
Butchers .....	49	1	6	5	7	9	14	6	1	
Cabinetmakers .....	32			3	1	4	3	5	5	1
Carpenters .....	308	3	24	22	33	57	72	67	28	2
Carriage and Wagonmakers .....	26		1	1	2	5		9	3	
Chaffeurs .....	7		2							1
Cheesemakers .....	7	1		2		2		1		
Chemists and Druggists .....	21		3	4	1	4	5	3	1	
Cigarmakers .....	12	1	3	2	3	2		1		
Civil Engineers .....	6		3	1		1		1		
Civil Servants .....	54		4	2	4	11	23	8	1	1
Clergymen .....	61		3	3	3	7	17	15	12	1
Clerks .....	216	34	81	35	21	13	19	9	1	3
Commercial Travellers .....	58		3	11	12	15	9	6	1	1
Cooks and Chefs .....	27		6	10	3	5	1	2		
Coopers .....	18	1				2	3	5	5	
Dentists .....	9			3	5			1		
Drovers .....	8					2	4	1		
Electricians .....	28	1	14	3	6	3	1			
Engineers, Railroad .....	14		3	2	2	2	4		1	
" Stationary .....	14		2	1	3	6	1	1		
" Unspecified .....	80	3	8	11	10	14	16	12	2	4
Factory Hands .....	4			1	1	2				
Farmers .....	3,229	65	172	159	220	387	587	863	746	30
Firemen, Civic .....	3		2			1				
" Railroad .....	16	3	6	5	1					1
" Unspecified .....	25	1	8	4	4	2	3	2		1
Foremen .....	53	6	4	10	12	15	5	4	1	
Furriers .....	3		6	1	3					
Gardeners .....	99		1	7	8	9	21	31	20	2
Government Officials .....	53		1		1	13	8	18	12	
Harness Makers .....	23	1	1	5	4	3	6	5	1	
Hotelkeepers .....	44		1	2	13	11	8	4	2	
Hucksters and Pedlars .....	11	1	1	1	2	2	1	3		
Hunters and Fishermen .....	27		4	2	2	1	3	6	5	2
Inmates of Institutions .....	566	3	30	33	45	65	81	157	147	5
Journalists .....	3		2			1				
Laborers .....	1,444	73	255	207	187	194	208	176	87	57
Laundry Hands .....	8	1	4	1	2					
Lawyers and Barristers .....	33		1	3	5	4	9	11		
Linemen .....	21	1	8	4	1					1
Livymen and Hostlers .....	44		2	2	5	3	3	4	2	
Lumbermen .....	99	3	7	6	4	8	10	2	1	3
Machinists .....	38	5	20	16	11	18	18	8	3	
Managers and Superintendents .....	38		5	12	2	11	8	8		
Manufacturers .....	38	1	1	4	1	11	11	8	2	
Masons .....	50		5	5	5	5	18	7	7	2
Mechanics .....	36	1	6	2	6	3	9	7	2	
Merchants .....	234	7	12	21	31	39	55	47	56	2
Milkmen .....	7	1				3	3			
Millers .....	34		1	3	4	6	7	3	10	
Mill Hands .....	21	2	4	5	3	1	2	2		2
Millwrights .....	9				1	3	2	3		

TABLE No. 14 -Concluded.

Deaths by Occupations—Counties, 1911—Concluded.

Occupations—Male.	Total.	15-19.	20-29.	30-39.	40-49.	50-59.	60-69.	70-79.	80 and over.	Not stated.
Miners.....	62	4	38	16	3	5	3	1	.....	2
Moulders.....	41	1	11	5	4	7	10	2	1	.....
Music Teachers.....	6	.....	1	1	3	.....	.....	1	.....	.....
Painters and Decorators.....	113	4	17	15	20	23	17	9	6	2
Physicians and Veterinary Surgeons.....	60	.....	1	5	7	20	12	9	4	2
Plasterers.....	22	.....	2	1	2	5	8	2	1	1
Plumbers and Steamfitters.....	32	3	11	9	5	3	.....	1	.....	.....
Policemen.....	11	.....	2	3	3	.....	3	.....	.....	.....
Polishers and Grainers.....	17	2	1	6	6	2	.....	.....	.....	.....
Printers.....	38	1	13	5	9	5	3	.....	2	.....
Public Officials.....	18	.....	.....	1	2	4	7	4	4	.....
Railroad Employes.....	93	5	22	9	16	12	19	4	3	3
Sailors.....	54	1	11	4	7	7	9	8	3	4
Salesmen.....	26	1	4	6	8	2	3	2	.....	.....
School Teachers.....	23	2	2	4	3	5	5	1	1	.....
Servants, Porters and Stewards.....	47	4	11	6	8	9	8	.....	1	.....
Shoemakers.....	91	3	6	5	8	9	14	25	21	.....
Soldiers.....	11	.....	1	3	3	.....	1	1	1	1
Steel and Iron Workers.....	14	.....	4	3	3	2	2	.....	.....	.....
Stenographers.....	2	.....	2	.....	.....	.....	.....	.....	.....	.....
Stonecutters.....	43	.....	2	3	5	7	15	4	6	1
Street Railway Employes.....	17	1	7	5	2	2	.....	.....	.....	.....
Students.....	83	58	25	.....	.....	.....	.....	.....	.....	.....
Tailors.....	60	.....	3	15	10	5	10	10	7	.....
Tanners and Carriers.....	15	1	1	3	2	1	4	2	.....	1
Teamsters and Drivers.....	108	4	21	16	21	21	10	11	3	1
Telegraph Operators.....	12	1	5	4	1	.....	2	.....	.....	.....
Tinsmiths.....	17	1	6	.....	2	2	1	2	.....	.....
Undertakers.....	8	.....	1	1	1	1	3	1	1	.....
Upholsterers.....	7	1	1	2	2	.....	1	.....	.....	.....
Watchmakers and Jewellers.....	22	1	1	3	5	2	4	4	1	1
Watchmen and Caretakers.....	51	.....	1	6	4	13	15	12	.....	.....
Weavers.....	10	1	3	.....	.....	1	1	1	3	.....
No occupations.....	2,254	96	74	59	75	137	325	694	667	127
Other occupations.....	398	16	69	53	56	76	76	41	8	3
Female.										
Artists.....	2	.....	.....	.....	.....	1	1	.....	.....	.....
Bookkeepers and Accountants.....	17	2	8	5	2	.....	.....	.....	.....	.....
Civil Servants.....	2	.....	.....	1	.....	.....	1	.....	.....	.....
Clerks.....	30	7	14	5	4	.....	.....	.....	.....	.....
Cooks.....	13	.....	1	1	3	2	3	1	.....	2
Domestics and Housekeepers.....	415	26	65	45	49	55	82	64	22	7
Dressmakers.....	46	3	10	10	9	7	1	3	2	1
Factory Hands.....	10	3	1	1	3	1	1	.....	.....	.....
Forewomen.....	1	.....	.....	1	.....	.....	.....	.....	.....	.....
Housewives.....	6,286	29	543	726	714	800	1,058	1,327	1,050	39
Inmates of Institutions.....	450	3	15	23	39	56	82	115	112	5
Laundry Hands.....	6	.....	1	.....	.....	4	1	.....	.....	.....
Milliners.....	12	2	3	3	1	2	.....	1	.....	.....
Music Teachers.....	16	.....	5	4	5	1	1	.....	.....	.....
Nuns and Religious Sisters.....	13	.....	4	4	1	1	.....	2	1	.....
Nurses.....	33	1	7	11	8	4	1	.....	1	.....
Saleswomen.....	8	2	1	2	2	.....	1	.....	.....	.....
School Teachers.....	44	2	12	9	9	4	5	2	1	.....
Seamstresses.....	24	.....	7	5	4	4	1	.....	2	1
Stenographers.....	16	4	12	.....	.....	.....	.....	.....	.....	.....
Students.....	45	38	7	.....	.....	.....	.....	.....	.....	.....
Tailoresses.....	16	1	3	4	1	5	2	.....	.....	.....
Telegraph Operators.....	2	.....	2	.....	.....	.....	.....	.....	.....	.....
Telephone Operators.....	3	1	2	.....	.....	.....	.....	.....	.....	.....
Weavers.....	3	.....	1	1	1	.....	.....	.....	.....	.....
No occupations.....	3,064	233	285	182	165	235	495	738	644	87
Other occupations.....	41	6	9	6	3	4	7	3	3	.....



---

# APPENDIX

---

BIRTHS BY MONTHS, AND SEX—COUNTIES, 1911.

Counties.	Sex.	Total.	January.	February.	March.	April.	May.	June.	July.	August.	September.	October.	November.	December.	No date.	No. pairs of twins.	No. cases of triplets.	Illegiti- mates.
			January.	February.	March.	April.	May.	June.	July.	August.	September.	October.	November.	December.	No date.	No. pairs of twins.	No. cases of triplets.	
Grand Total.....	.....	57,235	4,576	4,377	5,185	4,887	5,104	4,709	5,122	5,059	4,973	4,666	4,393	4,182	.....	622	6	1,087
Total Males.....	.....	29,607	2,352	2,307	2,642	2,577	2,701	2,392	2,571	2,570	2,584	2,469	2,321	2,121	.....	632	7	553
Total Females.....	.....	27,628	2,224	2,070	2,543	2,310	2,403	2,317	2,551	2,489	2,389	2,197	2,072	2,061	.....	612	11	534
Algoma.....	M	413	47	37	41	36	28	29	33	29	54	26	24	29	.....	2	2	6
	F	382	41	33	44	32	35	25	28	35	32	19	23	35	.....	4	1	3
		795	88	70	85	68	63	54	61	64	86	45	47	64	.....	3	1	9
Brant.....	M	528	30	33	48	42	46	45	39	50	47	50	59	39	.....	11	.....	4
	F	572	35	50	60	39	40	47	57	67	44	48	49	36	.....	11	.....	7
		1,100	65	83	108	81	86	92	96	117	91	98	108	75	.....	11	.....	11
Bruce.....	M	541	40	46	47	51	53	53	51	52	46	45	31	26	.....	9	.....	5
	F	515	35	31	47	49	48	56	44	48	38	58	28	37	.....	9	.....	4
		1,060	75	77	94	100	101	109	95	100	84	103	59	63	.....	9	.....	9
Carleton.....	M	1,365	123	97	127	120	126	87	131	116	127	111	112	88	.....	30	2	86
	F	1,294	101	114	123	100	114	109	107	110	80	120	103	113	.....	28	1	86
		2,659	224	211	250	220	240	196	238	226	207	231	215	201	.....	29	1	172
Dufferin.....	M	178	12	10	19	14	23	21	17	12	19	10	6	15	.....	1	.....	2
	F	174	20	18	18	18	14	16	16	9	10	8	13	14	.....	3	.....	.....
		352	32	28	37	32	37	37	33	21	29	18	19	29	.....	2	.....	2

Elgin.....	M	453	37	43	42	37	35	50	35	43	29	23	42	8	8	.....	3
	F	390	29	30	35	37	37	36	33	34	33	31	31	8	8	.....	3
		843	66	73	77	74	72	86	68	77	62	54	73	8	8	.....	3
Essex.....	M	832	63	78	67	86	57	76	58	79	63	80	59	21	21	.....	5
	F	762	61	70	70	54	73	60	69	76	55	59	58	21	21	.....	7
		1,594	124	148	137	140	130	136	127	155	118	139	117	21	21	.....	12
Frontenac.....	M	430	29	40	35	41	35	30	42	38	56	32	20	8	8	.....	12
	F	431	34	40	37	44	40	40	37	35	30	37	25	6	6	.....	14
		861	63	80	72	85	75	70	79	73	86	69	45	7	7	.....	26
Grey.....	M	730	63	66	77	68	62	52	63	53	69	48	47	12	12	.....	13
	F	660	64	59	60	57	50	64	62	60	49	47	42	24	24	.....	8
		1,390	127	125	137	125	112	116	125	113	118	95	89	18	18	.....	21
Haldimand.....	M	212	18	13	21	16	20	17	20	25	12	10	22	9	9	.....	2
	F	196	12	25	14	15	18	22	17	20	10	16	15	3	3	.....	2
		408	30	38	35	31	38	39	37	45	22	26	37	6	6	.....	4
Haliburton.....	M	89	8	7	7	5	5	6	7	8	7	9	9	2	2	.....	1
	F	93	7	6	8	10	5	4	9	10	8	4	8	4	4	.....	.....
		182	15	13	15	15	10	10	16	18	15	13	17	3	3	.....	1
Halton.....	M	241	16	22	26	22	21	22	28	20	24	13	11	3	3	.....	2
	F	243	20	22	25	18	31	14	19	22	23	25	11	5	5	.....	4
		484	36	44	51	40	52	36	47	42	47	38	22	4	4	.....	6
Hastings.....	M	620	51	60	63	57	43	49	56	51	53	53	35	17	17	.....	3
	F	609	38	65	57	64	49	50	61	55	48	45	35	11	11	.....	4
		1,229	89	125	120	121	92	99	117	106	101	98	70	14	14	.....	7

## BIRTHS BY MONTHS AND SEX, COUNTIES—1911.—Continued.

Counties.	Sex.	Total.	Months												No. pairs of twins.	No. cases of triplets.	Illegitimate.
			January.	February.	March.	April.	May.	June.	July.	August.	September.	October.	November.	December.			
Huron	M	580	62	35	47	50	64	35	57	55	50	36	47	42	23	7	
	F	505	32	45	51	45	45	45	51	44	31	42	34	40	17	6	
		1,085	94	80	98	95	109	80	108	99	81	78	81	82	20	13	
Kenora	M	128	13	12	11	6	8	13	8	10	17	16	8	6	3	1	
	F	111	12	4	9	8	9	10	13	8	13	9	9	7	1	2	
		239	25	16	20	14	17	23	21	18	30	25	17	13	2	3	
Kent	M	656	56	48	51	55	58	50	53	59	56	69	50	51	17	6	
	F	581	53	50	47	50	44	58	56	39	52	43	36	53	13	3	
		1,237	109	98	98	105	102	108	109	98	108	112	86	104	15	9	
Lambton	M	496	38	42	41	52	31	40	36	55	44	47	35	35	9	8	
	F	446	24	37	43	37	43	42	36	30	48	43	29	34	7	2	
		942	62	79	84	89	74	82	72	85	92	90	64	69	8	10	
Lanark	M	344	26	19	20	26	38	31	44	33	32	22	32	21	12	2	
	F	324	30	19	29	29	32	31	29	23	23	24	31	24	6	3	
		668	56	38	49	55	70	62	73	56	55	46	63	45	9	5	
Leeds and Grenville	M	498	33	36	58	40	46	48	30	46	44	39	39	39	16	7	
	F	461	39	31	30	44	37	42	54	42	29	43	31	39	18	4	
		959	72	67	88	84	83	90	84	88	73	82	70	78	17	11	
Lennox and Addington	M	188	17	13	15	15	16	12	12	9	21	26	19	13	10	3	
	F	179	14	13	14	11	25	16	7	14	15	20	8	22	.....	1	
		367	31	26	29	26	41	28	19	23	36	46	27	35	5	4	



Lincoln.....	M	357	22	43	28	31	29	26	33	30	36	24	27	28	6	.....	4
	F	378	26	28	37	26	34	39	32	32	37	25	23	39	4	.....	5
		735	48	71	65	57	63	65	65	62	73	49	50	67	5	.....	9
Manitoulin.....	M	98	6	12	9	11	11	7	10	4	2	10	8	8	2	.....	2
	F	88	6	8	8	11	8	8	6	10	8	2	6	7	2	.....	2
		186	12	20	17	22	19	15	16	14	10	12	14	15	2	.....	4
Middlesex.....	M	921	73	72	89	77	70	62	88	91	85	68	84	62	11	.....	25
	F	899	65	72	86	64	69	68	99	80	75	70	75	76	13	.....	26
		1,820	138	144	175	141	139	130	187	171	160	138	159	138	12	.....	51
Muskoka.....	M	273	21	13	22	31	27	24	22	23	21	27	20	22	4	.....	7
	F	261	23	20	24	24	26	25	23	18	24	23	15	16	6	.....	6
		534	44	33	46	55	53	49	45	41	45	50	35	38	5	.....	13
Nipissing.....	M	871	67	90	80	78	94	70	63	70	74	63	65	57	17	.....	8
	F	817	70	63	82	59	71	64	77	81	77	51	63	57	17	.....	5
		1,688	137	153	162	137	165	134	140	151	151	114	128	114	17	.....	13
Norfolk.....	M	303	26	28	21	27	29	19	22	28	30	31	22	20	7	.....	4
	F	268	19	23	29	20	24	12	28	26	32	15	17	23	3	.....	4
		571	45	51	50	47	53	31	50	54	62	46	39	43	5	.....	8
Northumberland and Durham.....	M	598	57	50	56	63	50	52	42	49	51	46	48	34	16	.....	5
	F	544	43	42	51	45	58	52	48	47	41	44	40	33	18	.....	6
		1,142	100	92	107	108	108	104	90	96	92	90	88	67	17	.....	11
Ontario.....	M	420	33	24	41	30	40	45	39	34	36	35	35	28	6	.....	4
	F	423	34	40	33	26	37	38	38	37	32	42	42	24	10	.....	3
		843	67	64	74	56	77	83	77	71	68	77	77	52	8	.....	7

BIRTHS BY MONTHS, AND SEX—COUNTIES, 1911—Continued.

Counties.	Sex.	Total.	Months												No. date.	No. pairs of twins.	No. cases of triplets.	Illegiti- mates.
			January.	February.	March.	April.	May.	June.	July.	August.	September.	October.	November.	December.				
Oxford .....	M	477	32	32	45	36	50	45	44	43	42	34	35	36	11	5	5	
	F	449	25	25	36	40	37	44	38	48	38	40	37	31	5	4	4	
Parry Sound.....	M	430	28	28	45	53	50	31	26	40	36	29	27	38	12	3	3	
	F	360	31	32	50	34	27	28	35	21	28	26	26	22	12	3	3	
Peel.....	M	790	63	60	95	87	77	59	61	61	64	55	53	55	12	6	6	
	F	228	17	17	15	23	15	23	18	19	18	22	23	18	5	2	2	
Perth .....	M	414	28	28	39	37	31	36	35	34	37	36	34	29	6	4	4	
	F	515	35	35	43	47	41	37	49	47	46	49	55	31	6	3	3	
Peterborough.....	M	432	28	28	30	29	39	32	55	48	49	25	27	36	12	9	9	
	F	947	63	63	73	76	80	69	104	95	95	74	82	67	9	12	12	
Peterborough.....	M	441	36	39	32	48	26	34	40	46	40	41	36	23	12	4	4	
	F	484	39	44	44	35	38	41	39	40	43	51	26	44	14	4	4	
Prescott and Russell.....	M	910	97	60	69	89	93	67	68	68	90	76	72	61	20	1	1	
	F	857	65	52	91	95	86	71	79	60	76	65	54	63	22	2	2	
Prince Edward.....	M	1,767	112	112	160	184	179	138	147	128	166	141	126	124	21	3	3	
	F	161	11	11	11	21	6	15	16	16	13	12	11	21	10	2	2	
Prince Edward.....	M	171	11	15	15	10	11	17	19	15	16	14	12	16	4	1	1	
	F	332	22	26	26	23	32	23	34	31	29	26	23	37	7	3	3	

Rainy River.....	M	116	12	13	8	11	8	12	9	6	15	7	7	8	1	1	2
	F	99	9	4	12	13	7	8	4	4	10	8	9	11	1	1	.....
		215	21	17	20	24	15	20	13	10	25	15	16	19	1	1	2
Renfrew.....	M	647	54	41	61	54	65	56	63	54	50	54	36	59	23	.....	3
	F	576	44	52	53	57	64	58	47	42	39	37	43	40	11	.....	4
		1,223	98	93	114	111	129	114	110	96	89	91	79	99	17	.....	7
Simcoe.....	M	976	87	69	93	84	94	101	78	85	75	82	63	65	26	.....	3
	F	897	69	73	72	96	81	73	83	75	73	75	54	73	16	.....	11
		1,873	156	142	165	180	175	174	161	160	148	157	117	138	21	.....	14
Stormont, Dundas and Glengarry.....	M	673	53	59	63	48	55	71	67	64	48	49	45	51	11	.....	2
	F	657	65	45	59	62	58	53	72	67	52	42	50	32	7	.....	3
		1,330	118	104	122	110	113	124	139	131	100	91	95	83	9	.....	5
Sudbury.....	M	446	35	46	41	39	33	29	41	50	37	35	31	29	6	.....	2
	F	372	32	33	34	34	26	19	33	38	41	30	22	30	14	.....	3
		818	67	79	75	73	59	48	74	88	78	65	53	59	10	.....	5
Thunder Bay.....	M	654	36	56	51	56	59	54	66	59	61	54	57	45	16	.....	5
	F	587	45	47	42	53	47	39	50	66	55	49	50	44	24	.....	10
		1,241	81	103	93	109	106	93	116	125	116	103	107	89	20	.....	15
Victoria.....	M	300	15	30	34	20	19	30	25	29	26	26	22	24	10	.....	5
	F	284	27	19	24	20	20	24	31	29	20	28	28	14	10	.....	5
		584	42	49	58	40	39	54	56	58	46	54	50	38	10	.....	10
Waterloo.....	M	755	56	68	57	76	78	59	61	57	64	60	56	63	24	.....	10
	F	674	48	39	59	57	69	57	71	60	60	51	61	42	18	.....	6
		1,429	104	107	116	133	147	116	132	117	124	111	117	105	21	.....	16

BIRTHS BY MONTHS, AND SEX—COUNTIES, 1911.—Concluded.

Counties.	Sex.	Total.	Months												No. date.	No. pairs of twins.	No. cases of triplets.	Illegiti- mates.
			January.	February.	March.	April.	May.	June.	July.	August.	September.	October.	November.	December.				
Welland.....	M	513	47	41	43	29	49	39	48	46	45	40	43	43	.....	13	.....	6
	F	429	37	29	38	41	27	29	41	36	43	34	47	27	.....	7	.....	4
Wellington .....	M	559	33	47	60	53	57	43	52	48	34	48	43	41	.....	7	.....	6
	F	541	42	36	57	42	51	40	44	47	49	44	44	45	.....	5	.....	1
Wentworth .....	M	1,100	75	83	117	95	108	83	96	95	83	92	87	86	.....	6	.....	7
	F	1,324	88	100	114	112	109	112	137	148	120	110	87	87	.....	27	.....	27
York .....	M	6,104	478	474	539	484	548	499	551	514	510	540	505	462	.....	100	.....	2
	F	5,639	495	405	507	423	478	453	517	523	505	449	445	439	.....	124	.....	1
		11,743	973	879	1,046	907	1,026	952	1,088	1,037	1,015	989	950	901	.....	112	.....	1

BIRTHS BY MONTHS, AND SEX—CITIES, 1911.

Cities.	Sex.	Total.	January.	February.	March.	April.	May.	June.	July.	August.	September.	October.	November.	December.	No date.	No. pairs of twins.	No. cases of triplets.	Illegitimate.
Grand Total.....	.....	20,442	1,572	1,556	1,839	1,644	1,764	1,636	1,922	1,812	1,788	1,721	1,652	1,536	.....	204	2	769
Total Males.....	.....	10,520	774	788	959	879	932	822	983	885	918	910	883	787	.....	200	4	386
Total Females.....	.....	9,922	798	768	880	765	832	814	939	927	870	811	769	749	.....	208	2	383
Belleville.....	M F	106 95	5 4	13 7	11 11	6 9	14 4	8 4	8 7	9 12	12 15	8 10	7 8	5 4	.....	6	.....	.....
Brantford.....	M F	338 346	18 24	20 29	36 38	30 21	28 20	29 33	28 39	33 39	31 23	30 34	30 29	25 17	.....	5 9	.....	4 5
Chatham.....	M F	100 109	10 9	5 8	9 14	10 7	5 11	12 10	10 9	10 6	7 10	9 3	7 10	6 12	.....	1 1	.....	2
Fort William.....	M F	342 322	19 26	27 27	27 26	28 22	30 29	22 21	35 29	37 36	30 30	28 24	32 30	27 22	.....	5 13	.....	3 7
Guelph.....	M F	191 172	12 14	15 11	18 19	14 17	19 16	19 10	19 14	13 18	9 13	21 11	13 14	19 15	.....	1 1	.....	2
		363	26	26	37	31	35	29	33	31	22	32	27	34	.....	1	.....	2



St. Catharines .....	M	142	7	18	10	14	14	11	13	9	14	8	9	15	4	3
	F	153	12	10	11	12	18	16	13	11	14	12	12	7	.....	2
Stratford.....	M	295	19	28	21	26	32	27	26	20	28	20	16	32	2	5
	F	147	7	5	11	17	6	9	16	17	15	16	17	11	2	1
St. Thomas.....	M	129	11	10	6	6	8	11	17	14	17	13	9	7	2	1
	F	276	18	15	17	23	14	20	33	31	32	29	26	18	2	2
Toronto .....	M	172	18	12	20	13	12	16	15	12	19	11	10	14	6	.....
	F	148	12	8	13	9	12	18	11	11	12	14	16	12	.....	2
Toronto .....	M	320	30	20	33	22	24	34	26	23	31	25	26	26	3	2
	F	5,229	389	399	464	419	476	420	487	437	431	474	422	411	95	224
Toronto .....	M	4,817	429	351	424	370	412	381	444	447	428	383	372	376	111	209
	F	10,046	818	750	888	789	888	801	931	884	859	857	794	787	103	433
Windsor .....	M	215	19	10	25	18	19	12	19	13	15	17	32	16	2	3
	F	219	15	25	22	16	16	20	24	21	18	15	13	14	2	3
Woodstock.....	M	434	34	35	47	34	35	32	43	34	33	32	45	30	2	6
	F	103	6	9	6	2	11	16	13	10	6	8	11	5	4	1
Woodstock.....	M	88	10	4	8	7	6	10	6	8	7	8	9	5	.....	1
	F	191	16	13	14	9	17	26	19	18	13	16	20	10	2	2

BIRTHS BY MONTHS AND SEX—TOWNS—1911.

Towns.	Sex.	Total.	January.	February.	March.	April.	May.	June.	July.	August.	Septem-ber.	October.	Novem-ber.	Decem-ber.	No date.	No. Pairs of Twins.	No. Cases of Triplets.	Illegiti-mate.
Grand Total.....	.....	4,064	337	290	353	346	327	369	363	344	358	357	347	273	.....	34	.....	54
Total Males.....	.....	2,146	199	167	181	178	178	188	152	190	192	202	174	145	.....	37	.....	23
Total Females.....	.....	1,918	138	123	172	168	149	181	211	154	166	155	173	128	.....	31	.....	31
Barrie.....	M	93	7	5	11	2	7	11	5	10	8	14	6	7	.....	2	.....	.....
	F	80	3	7	8	10	4	7	12	3	4	3	6	13	.....	2	.....	3
		173	10	12	19	12	11	18	17	13	12	17	12	20	.....	2	.....	3
Berlin.....	M	230	16	19	21	20	21	10	20	17	16	25	22	23	.....	8	.....	5
	F	191	15	8	12	13	11	18	28	19	17	17	22	11	.....	6	.....	3
		421	31	27	33	33	32	28	48	36	33	42	44	34	.....	7	.....	8
Brockville.....	M	111	7	10	5	8	14	7	10	13	14	8	8	7	.....	5	.....	2
	F	101	7	9	7	12	6	8	10	5	2	13	11	11	.....	3	.....	1
		212	14	19	12	20	20	15	20	18	16	21	19	18	.....	4	.....	3
Cobalt.....	M	102	10	5	13	10	10	7	5	10	10	9	5	8	.....	1	.....	2
	F	111	11	8	7	6	11	12	9	8	12	7	9	11	.....	3	.....	3
		213	21	13	20	16	21	19	14	18	22	16	14	19	.....	2	.....	5
Cobourg.....	M	60	7	3	4	7	4	7	5	3	7	6	4	3	.....	2	.....	3
	F	50	2	4	6	3	5	5	5	8	4	3	4	1	.....	2	.....	1
		110	9	7	10	10	9	12	10	11	11	9	8	4	.....	2	.....	4
Collingwood.....	M	90	13	7	9	8	7	7	10	8	4	8	5	4	.....	.....	.....	.....
	F	89	6	7	10	8	6	6	11	6	9	10	8	2	.....	2	.....	3
		179	19	14	19	16	13	13	21	14	13	18	13	6	.....	1	.....	3



Cornwall.....	M	76	12	5	3	9	1	8	7	5	9	8	4	5	2	.....
	F	77	6	6	7	6	2	7	13	7	9	5	4	5	.....	.....
Galt.....		153	18	11	10	15	3	15	20	12	18	13	8	10	1	.....
	M	114	3	12	8	12	14	16	6	12	12	7	4	8	6	.....
	F	98	6	8	9	7	11	10	12	8	7	5	6	4	4	.....
Kenora.....		207	9	20	17	19	25	26	18	20	19	12	10	12	5	.....
	M	81	6	8	6	2	4	10	4	6	12	11	6	6	.....	1
F	71	6	2	6	6	7	7	7	8	3	8	5	8	5	.....	2
Lindsay.....		152	12	10	12	8	11	17	12	9	20	16	14	11	.....	3
	M	75	12	7	4	5	4	11	4	8	3	7	5	5	.....	.....
	F	72	5	2	5	5	4	10	6	8	8	9	7	3	.....	1
North Bay.....		147	17	9	9	10	8	21	10	16	11	16	12	8	.....	1
	M	132	12	14	12	10	12	13	3	9	10	11	15	11	.....	.....
	F	128	11	7	10	7	12	13	17	13	11	12	9	6	.....	3
Orillia.....		260	23	21	22	17	24	26	20	22	21	23	24	17	.....	2
	M	77	8	1	8	7	6	6	5	8	5	8	11	4	.....	4
	F	64	5	5	2	7	6	6	8	2	8	8	3	4	.....	.....
Oshawa.....		141	13	6	10	14	12	12	13	10	13	16	14	8	.....	2
	M	100	8	6	11	7	9	8	9	11	9	6	8	8	.....	1
	F	105	8	7	13	6	6	10	11	10	8	9	12	5	.....	1
Owen Sound.....		205	16	13	24	13	15	18	20	21	17	15	20	13	.....	1
	M	185	12	21	16	16	16	16	11	19	17	24	12	5	.....	7
F	153	11	10	19	16	12	8	13	8	20	16	9	11	8	.....	4
338		23	31	35	32	28	24	24	24	39	33	33	23	13	.....	11





## MARRIAGES BY MONTHS—COUNTIES, 1911.—Continued.

Counties.	Total.	January.	February.	March.	April.	May.	June.	July.	August.	September.	October.	November.	December.
Lincoln.....	332	22	20	16	30	21	42	19	37	42	26	25	32
Manitoulin .....	57	2	3	4	7	4	4	5	3	3	14	4	4
Middlesex.....	834	52	57	51	69	57	131	38	76	80	83	53	87
Muskoka .....	132	6	6	9	6	8	21	13	10	18	15	8	12
Nipissing.....	428	29	23	29	35	35	51	26	39	41	47	33	40
Norfolk.....	183	13	15	9	9	11	23	11	9	20	17	17	29
Northumberland and Durham.....	404	22	31	44	34	16	43	25	24	45	32	40	48
Ontario.....	269	23	21	13	25	11	37	16	22	23	30	24	24
Oxford.....	352	21	18	30	38	21	35	31	22	33	34	23	46
Parry Sound.....	194	14	13	7	15	11	25	12	19	19	16	14	29
Peel.....	133	11	8	13	15	2	28	4	7	9	9	11	16
Perth.....	369	18	32	32	26	18	57	25	25	44	27	31	33
Peterborough.....	346	21	18	24	25	19	53	23	23	41	41	23	35
Prescott and Russell.....	350	37	30	8	13	32	42	42	25	50	43	20	8
Prince Edward.....	116	11	8	7	5	8	10	2	9	18	10	12	16
Rainy River.....	74	2	6	.....	6	1	10	8	5	5	9	14	8
Renfrew.....	318	23	25	14	26	16	49	17	17	53	28	23	27
Simcoe .....	635	31	58	57	50	24	73	49	43	64	61	59	66
Stormont, Dundas and Glengarry.....	331	25	23	27	23	14	43	15	19	48	27	34	33

Sudbury .....	122	5	7	6	11	4	12	7	11	22	15	6	16
Thunder Bay .....	418	23	16	14	22	30	46	32	48	54	43	43	47
Victoria .....	199	16	15	22	14	11	20	17	11	18	13	17	25
Waterloo .....	486	29	32	28	46	21	71	39	32	44	59	47	38
Welland .....	1,524	80	97	73	100	124	166	166	153	167	137	126	135
Wellington .....	378	19	29	32	30	23	65	23	22	42	30	21	42
Wentworth .....	1,271	84	72	63	83	79	174	80	99	178	119	117	123
York .....	5,604	301	319	309	406	322	833	429	444	688	641	435	477

## MARRIAGES BY MONTHS—CITIES, 1911.

Cities.	Total.	January.	February.	March.	April.	May.	June.	July.	August.	September.	October.	November.	December.
Grand Total.....	13,512	793	781	730	978	845	1,786	1,172	1,220	1,630	1,346	1,080	1,151
Belleville.....	123	7	4	10	9	5	17	8	10	19	6	15	13
Brantford.....	279	15	13	20	20	17	38	25	23	33	29	16	30
Chatham.....	196	15	11	10	19	17	18	17	16	17	19	22	15
Fort William.....	198	13	6	7	8	11	20	16	21	31	23	21	21
Guelph.....	134	3	2	8	12	9	20	8	14	16	17	9	16
Hamilton.....	1,119	72	66	51	68	65	159	73	90	155	109	104	107
Kingston.....	254	19	14	22	11	14	41	17	20	34	20	16	26
London.....	534	30	33	26	42	35	87	24	57	60	56	35	49
Niagara Falls.....	717	48	39	37	48	59	84	81	64	72	64	55	66
Ottawa.....	957	62	54	37	89	59	146	73	73	113	103	84	64
Peterborough.....	227	12	13	12	15	11	39	18	15	33	26	18	15
Port Arthur.....	199	8	8	7	12	17	21	19	24	23	17	20	23
St. Catharines.....	178	13	12	10	18	13	24	13	13	22	11	12	17
St. Thomas.....	168	11	7	9	22	10	27	6	8	20	19	8	21
Stratford.....	131	3	11	8	9	8	20	14	11	16	11	13	7
Toronto.....	5,191	287	304	284	385	305	724	415	419	657	606	395	410
Windsor.....	2,774	168	179	166	180	181	283	326	333	295	193	230	240
Woodstock.....	133	7	5	6	11	9	18	19	9	14	17	7	11

MARRIAGES BY MONTHS—TOWNS, 1911.

	Total.	January.	February.	March.	April.	May.	June.	July.	August.	September.	October.	November.	December.
		131	128	116	169	109	251	133	182	206	203	165	189
Grand Total.....	1,982												
Barrie.....	92	4	12	10	9	3	8	4	6	8	7	11	10
Berlin.....	144	4	5	10	11	4	19	10	12	13	20	18	18
Brockville.....	116	5	8	4	11	5	15	9	14	13	9	10	12
Cobalt.....	66	6	3	3	7	8	11	5	4	4	6	6	3
Cobourg.....	67	5	3	3	2	3	7	4	7	10	9	8	6
Collingwood.....	62	2	8	3	8	1	7	4	2	3	11	5	8
Cornwall.....	46	2	3	5	4	3	8	3	4	6	3	1	4
Galt.....	126	7	7	5	17	5	25	9	7	14	16	10	4
Kenora.....	53	3	3	4	3	1	10	2	2	6	5	7	7
Lindsay.....	94	7	8	9	6	5	12	7	8	7	7	9	9
North Bay.....	91	7	2	5	5	2	10	3	16	7	14	8	12
North Toronto.....	28	3	.....	2	3	1	3	1	1	6	5	1	2
Orillia.....	88	2	8	4	7	8	10	7	11	9	5	5	12
Oshawa.....	77	6	5	2	9	2	9	7	9	8	10	5	5
Owen Sound.....	121	15	9	10	4	10	18	6	15	13	8	8	5
Pembroke.....	72	6	5	2	8	4	7	5	3	12	9	4	7
Port Hope.....	54	3	2	3	8	4	7	4	2	7	5	5	6
Sarnia.....	265	25	17	9	18	16	29	22	32	27	21	21	27
Sault Ste. Marie.....	164	10	7	14	16	11	19	12	12	11	22	15	15
Smith's Falls.....	57	4	4	4	3	5	10	2	8	10	2	2	3
Welland.....	99	5	9	5	10	8	7	7	7	12	9	6	14

'Towns.

Total Marriages by Denominations in the Province of Ontario, 1911.

GROOMS.	BRIDES.													
	Anglican.	Presbyterian.	Methodist.	Roman Catholic.	Baptist.	Congregational.	Lutheran.	Evangelical Association.	Hebrew.	Salvation Army.	Others.	No Denomina- tion.	TOTAL BRIDES.	
Anglican .....	3,191	745	713	169	162	40	68	7	4	4	61	14	5,178	
Presbyterian.....	606	3,078	799	117	210	47	73	6	3	4	88	19	5,050	
Methodist .....	749	976	4,434	169	323	74	131	16	3	9	134	32	7,350	
Roman Catholic .....	195	161	207	2,612	64	13	83	7	3	1	63	29	3,438	
Baptist .....	209	251	328	68	768	20	35	4	1	3	39	12	1,736	
Congregational.....	46	40	56	7	20	118	9	2	1	1	8	.....	308	
Lutheran.....	83	78	117	84	37	11	527	6	1	.....	18	16	978	
Evangelical Association..	6	12	96	7	10	2	15	72	.....	.....	6	2	158	
Hebrew .....	6	1	3	1	.....	.....	1	.....	226	1	.....	.....	239	
Salvation Army .....	3	3	14	1	2	.....	.....	.....	3	82	1	.....	109	
Others.....	69	67	141	42	38	8	19	8	.....	.....	455	9	856	
No Denomination.....	61	42	85	23	28	6	12	1	2	1	8	133	407	
TOTAL GROOMS.....	5,224	5,454	7,221	3,305	1,662	339	973	129	247	106	881	266	25,807	

Licenses, 24,203.

Banns, 1,604.

Total Marriages by Ages in the Province of Ontario, 1911.

GROOMS.

BRIDES.	AGE.	15	20	25	30	35	40	45	50	55	60	65	70	Not stated	TOTAL
	15	424	3,188	1,018	204	76	13	5	4	3	1	1	.....	2	4,939
20	133	4,890	3,843	1,057	293	85	30	10	3	5	1	.....	2	10,352	
25	9	710	2,762	1,369	628	211	65	19	8	3	1	2	.....	5,787	
30	1	82	414	778	474	208	97	51	14	10	3	1	1	2,134	
35	.....	16	91	180	316	190	135	83	26	16	4	.....	.....	1,057	
40	.....	2	18	55	84	151	110	87	34	14	7	4	.....	566	
45	.....	1	2	14	18	34	86	59	55	26	18	7	.....	320	
50	.....	.....	3	1	3	8	17	61	40	30	23	7	.....	193	
55	.....	.....	.....	.....	1	1	10	7	25	27	17	8	.....	96	
60	.....	.....	1	.....	.....	1	.....	2	7	19	17	16	.....	63	
65	.....	.....	.....	.....	.....	.....	.....	.....	2	4	8	15	.....	29	
70	.....	.....	.....	.....	.....	.....	.....	.....	.....	2	3	8	.....	13	
Age not stated.	14	59	74	34	19	13	10	6	4	1	2	4	28	258	
TOTALS	581	8,948	8,226	3,684	1,912	914	565	389	221	158	105	72	33	25,807	



Marriages by Denominations in the District of Algoma, 1911.

GROOMS.	BRIDES.											TOTAL BRIDES.	
	Anglican.	Presbyterian.	Methodist.	Roman Catholic.	Baptist.	Congregational.	Lutheran.	Evangelical Association.	Hebrew.	Salvation Army.	Others.		No denomination.
Anglican .....	32	7	4	2			2						47
Presbyterian.....	8	64	10	3	5								90
Methodist.....	5	16	37	6	1		1					1	67
Roman Catholic .....	3	3	4	76							1		87
Baptist .....		2	4	1	3							1	11
Congregationalist .....	1	1											2
Lutheran .....			1	1			18				1		21
Evangelical Association..													
Hebrew .....													
Salvation Army.....										1			1
Others .....	3		2								6		11
No Denomination.....	1				1							1	3
TOTAL GROOMS.....	53	93	62	89	10		21			1	8	3	340

Licenses, 294.

Banns, 46.

Marriages by Ages in the District of Algoma.

GROOMS.

BRIDES.	GROOMS.													TOTAL.	
	AGE.	15	20	25	30	35	40	45	50	55	60	65	70		Not stat'd
15	3	66	39	5	3										116
20		40	56	26	5	2									129
25		8	32	12	3	3	2								60
30		1	4	9	3	1		2							20
35				1	4										5
40			1	1		4		1							7
45					1										4
50										1					1
55															
60															
65															
70													1		1
Age not stated.															
TOTALS.	3	115	132	51	19	10	2	3		1		1			340

Marriages by Denominations, Brant, 1911.

GROOMS.	BRIDES.												TOTAL BRIDES.	
	Anglican.	Presbyterian.	Methodist.	Roman Catholic.	Baptist.	Congregational.	Lutheran.	Evangelical Association.	Hebrew.	Salvation Army.	Others.	No Denomination.		
Anglicans .....	60	9	11	1	3	2								86
Presbyterian.....	3	39	13	1	7	1								64
Methodist .....	12	13	88	1	7	3				1	1			126
Roman Catholic .....	1			31	1									33
Baptist .....	5	7	12		45									69
Congregational .....		2	3		1	10								16
Lutheran.....	2						2							4
Evangelical Association..														
Hebrew .....														
Salvation Army.....										1				1
Others .....			1		1							3		5
No denomination.....	3	2	1	1	3									10
TOTAL GROOMS .....	86	72	129	35	68	16	2			2	4			414

Licenses, 397.

Banns, 17.

Marriages by Ages in Brant, 1911.

GROOMS.

BRIDES.	AGE.	15	20	25	30	35	40	45	50	55	60	65	70	not stated	TOTAL
	15	8	46	18	4		1								
20	1	82	55	12	4	5									159
25		9	54	22	7	2									94
30		3	9	12	8	2	2	3							39
35		1	2	3	2	1	2		1						12
40				1	4	1	3		1						10
45								1		1					3
50									1				1		2
55									1	1	2				4
60													1		1
65															
70															
Age not stated.		3	5	3					1					1	13
TOTALS	9	144	133	57	25	12	8	6	4	2	1	2	1		414

Marriages by Denominations, Bruce, 1911.

GROOMS.	BRIDES.											TOTAL BRIDES.	
	Anglican.	Presbyterian.	Methodist	Roman Catholic.	Baptist.	Congregational.	Lutheran.	Evangelical Association.	Hebrew.	Salvation Army.	Others.		No Denomination.
Anglican .....	18	9	13										40
Presbyterian .....	16	63	13		4		1						97
Methodist.....	7	23	46		1		1	1			1		80
Roman Catholic .....				37									37
Baptist .....	1	9	4		6						2		22
Congregational .....													
Lutheran .....	2	1	2				4						9
Evangelical Association..			3		1		1	3					8
Hebrew .....													
Salvation Army.....													
Others .....		3									9		11
No Denomination.....		4	1					1				1	7
TOTAL GROOMS.....	44	111	82	37	12		7	5			12	1	311

Licenses, 276.

Banns, 35.

Marriages by Ages in Bruce, 1911.

GROOMS.

BRIDES.	GROOMS.													TOTAL.	
	AGE.	15	20	25	30	35	40	45	50	55	60	65	70		Not stated
15			24	6	4	2									36
20		1	44	51	25	8	2		1						132
25			9	36	29	10	2								86
30				4	7	5	5	1	1					1	24
35				1	1	3	3	2	1						11
40					1			2	3	1					7
45							1	1		1	1				4
50															
55													1		1
60															
65															
70															
Age not stated.			2	3		1	1	1		1		1			10
TOTALS.		1	79	101	67	29	14	7	6	3	1	1	1	1	311

Marriages by Denominations in the County of Carleton, 1911.

GROOMS.	BRIDES.											TOTAL BRIDES.	
	Anglican.	Presbyterian.	Methodist.	Roman Catholic.	Baptist.	Congregational.	Lutheran.	Evangelical Association.	Hebrew.	Salvation Army.	Others.		No Denomination.
Anglican .....	161	41	27	12	4	.....	3	.....	.....	.....	.....	3	251
Presbyterian.....	38	108	20	6	4	2	2	.....	.....	.....	5	1	186
Methodist .....	27	24	73	4	2	1	3	.....	.....	.....	2	.....	136
Roman Catholic .....	21	11	8	384	1	.....	3	.....	.....	.....	2	1	431
Baptist .....	11	3	6	.....	8	1	1	.....	.....	.....	2	.....	32
Congregationalist.....	3	1	.....	.....	1	3	.....	.....	.....	.....	.....	.....	8
Lutheran .....	4	2	.....	1	.....	.....	14	.....	.....	.....	.....	.....	21
Evangelical Association..	.....	.....	.....	.....	.....	.....	.....	.....	.....	.....	.....	.....	.....
Hebrew.....	.....	.....	.....	1	.....	.....	.....	.....	13	.....	.....	.....	14
Salvation Army.....	.....	.....	.....	.....	.....	.....	.....	.....	2	.....	.....	.....	2
Others .....	2	2	3	1	1	.....	.....	.....	.....	.....	13	.....	22
No Denomination.....	7	3	2	4	1	.....	.....	.....	.....	.....	.....	3	20
TOTAL GROOMS .....	274	194	140	413	22	7	26	.....	13	2	24	8	1,123

Licenses, 935.

Banns, 188.

Marriages by Ages in the County of Carleton, 1911.

GROOMS.

BRIDES.	GROOMS.												Not stated	TOTAL.	
	AGE.	15	20	25	30	35	40	45	50	55	60	65			70
15	14	96	41	12	6	.....	.....	1	.....	.....	.....	.....	.....	1	171
20	8	211	191	42	12	5	4	1	.....	1	1	.....	.....	1	477
25	.....	29	143	64	23	11	2	1	.....	.....	.....	.....	.....	.....	273
30	.....	4	23	34	23	8	3	3	.....	2	.....	.....	.....	.....	100
35	.....	1	1	5	7	7	5	6	1	.....	.....	.....	.....	.....	33
40	.....	1	.....	3	2	10	2	6	2	1	.....	1	.....	.....	28
45	.....	.....	1	.....	.....	1	2	.....	4	.....	.....	.....	.....	.....	8
50	.....	.....	.....	.....	.....	1	.....	6	1	3	1	1	.....	.....	13
55	.....	.....	.....	.....	.....	.....	.....	.....	.....	.....	.....	.....	.....	.....	.....
60	.....	.....	.....	.....	.....	1	.....	.....	1	.....	.....	.....	.....	.....	2
65	.....	.....	.....	.....	.....	.....	.....	.....	.....	1	.....	.....	.....	.....	1
70	.....	.....	.....	.....	.....	.....	.....	.....	.....	.....	.....	1	.....	.....	1
Age not stated.	.....	2	4	3	2	1	.....	.....	.....	.....	.....	.....	.....	4	16
TOTALS.	22	344	404	163	75	45	18	24	9	8	2	3	6	1,123	

Marriages by Denominations in the County of Dufferin, 1911.

GROOMS.	BRIDES.											TOTAL BRIDES.	
	Anglican.	Presbyterian.	Methodist.	Roman Catholic.	Baptist.	Congregational.	Lutheran.	Evangelical Association.	Hebrew.	Salvation Army.	Others.		No Denomin- ation.
Anglican .....	17	6	4	.....	.....	1	.....	.....	.....	.....	1	.....	29
Presbyterian .....	3	30	7	.....	3	.....	.....	.....	.....	.....	2	.....	45
Methodists.....	4	13	31	.....	1	.....	.....	.....	.....	.....	1	.....	50
Roman Catholic.....	.....	.....	1	.....	.....	.....	.....	.....	.....	.....	.....	.....	1
Baptist .....	2	.....	.....	.....	1	.....	.....	.....	.....	.....	.....	.....	3
Congregational.....	.....	.....	.....	.....	.....	.....	.....	.....	.....	.....	.....	.....	.....
Lutheran.....	.....	.....	.....	.....	.....	.....	.....	.....	.....	.....	.....	.....	.....
Evangelical Association.	.....	.....	.....	.....	.....	.....	.....	.....	.....	.....	.....	.....	.....
Hebrew .....	.....	.....	.....	.....	.....	.....	.....	.....	.....	.....	.....	.....	.....
Salvation Army.....	.....	.....	.....	.....	.....	.....	.....	.....	.....	.....	.....	.....	.....
Others .....	2	1	1	.....	.....	.....	.....	.....	.....	.....	1	.....	5
No Denomination.....	1	2	2	.....	.....	.....	.....	.....	.....	.....	.....	4	9
<b>TOTAL GROOMS .....</b>	<b>29</b>	<b>52</b>	<b>46</b>	.....	<b>5</b>	<b>1</b>	.....	.....	.....	.....	<b>5</b>	<b>4</b>	<b>142</b>

Licenses, 142.

Banns,....

Marriage by Ages in the County of Dufferin, 1911:

GROOMS.

BRIDES.	AGE.	15	20	25	30	35	40	45	50	55	60	65	70	not stated	TOTAL
	15	1	12	10	4	.....	.....	.....	.....	.....	.....	.....	.....	.....	.....
20	.....	19	22	8	5	1	.....	.....	.....	.....	.....	.....	.....	.....	55
25	.....	3	17	8	1	2	.....	.....	.....	.....	.....	.....	.....	.....	31
30	.....	.....	3	4	5	2	.....	1	.....	.....	.....	.....	.....	.....	15
35	.....	.....	.....	.....	1	1	1	2	.....	.....	.....	.....	.....	.....	5
40	.....	.....	.....	.....	.....	.....	.....	2	.....	.....	.....	.....	.....	.....	2
45	.....	.....	.....	.....	.....	.....	.....	.....	.....	.....	.....	.....	.....	.....	.....
50	.....	.....	.....	.....	.....	.....	.....	.....	.....	.....	.....	.....	.....	.....	.....
55	.....	.....	.....	.....	.....	.....	.....	.....	.....	1	.....	1	.....	.....	2
60	.....	.....	.....	.....	.....	.....	.....	.....	.....	.....	.....	.....	.....	.....	.....
65	.....	.....	.....	.....	.....	.....	.....	.....	.....	.....	.....	.....	.....	.....	.....
70	.....	.....	.....	.....	.....	.....	.....	.....	.....	.....	.....	.....	.....	.....	.....
Age not stated	.....	2	.....	.....	1	.....	.....	.....	.....	.....	.....	.....	.....	2	5
<b>TOTALS</b>	<b>1</b>	<b>36</b>	<b>52</b>	<b>24</b>	<b>13</b>	<b>6</b>	<b>1</b>	<b>5</b>	<b>1</b>	<b>1</b>	<b>1</b>	<b>1</b>	<b>2</b>	<b>142</b>	

Marriages by Denominations in the County of Elgin, 1911.

GROOMS.	BRIDES.	Anglican.	Presbyterian.	Methodist.	Roman Catholics.	Baptist.	Congregational.	Lutheran.	Evangelical Association.	Hebrew.	Salvation Army.	Others.	No Denomination.	TOTAL BRIDES.
Anglican .....	26	8	9	.....	1	.....	1	.....	.....	.....	.....	.....	.....	47
Presbyterian .....	4	29	14	.....	4	.....	.....	.....	.....	.....	.....	.....	1	52
Methodist.....	14	18	89	1	12	.....	1	.....	.....	.....	.....	2	.....	137
Roman Catholic.....	.....	.....	1	4	.....	.....	.....	.....	.....	.....	.....	.....	2	7
Baptist .....	4	9	11	.....	28	1	.....	1	.....	.....	.....	3	1	58
Congregational .....	.....	.....	.....	.....	.....	1	.....	.....	.....	.....	.....	.....	.....	1
Lutheran .....	.....	.....	.....	.....	.....	1	.....	.....	.....	.....	.....	.....	.....	1
Evangelical Association..	.....	.....	.....	.....	.....	.....	.....	3	.....	.....	.....	.....	.....	3
Hebrew .....	.....	.....	.....	.....	.....	.....	.....	.....	1	.....	.....	.....	.....	1
Salvation Army.....	.....	.....	.....	.....	.....	.....	.....	.....	.....	1	.....	.....	.....	1
Others .....	2	3	5	1	.....	.....	.....	.....	.....	.....	.....	6	.....	1
No Denomination.....	7	5	1	.....	2	.....	.....	.....	.....	.....	1	.....	1	17
TOTAL GROOMS.....	57	72	130	6	48	2	2	4	1	2	11	7	.....	342

Licenses, 342.

Banns, ....

Marriages by Ages in Elgin County, 1911.

GROOMS.

BRIDES.	AGE.	15	20	25	30	35	40	45	50	55	60	65	70	Not stated	TOTAL
	15	5	46	11	3	.....	.....	.....	.....	.....	.....	.....	.....	.....	.....
20	2	61	47	10	4	.....	.....	.....	1	.....	.....	.....	.....	.....	125
25	.....	6	40	13	8	4	2	1	.....	.....	.....	.....	.....	.....	74
30	.....	3	8	10	3	3	3	.....	.....	.....	.....	.....	.....	.....	30
35	.....	1	.....	.....	.....	2	2	2	1	.....	1	.....	.....	.....	9
40	.....	.....	1	.....	.....	1	3	2	1	.....	.....	.....	.....	.....	8
45	.....	.....	.....	.....	.....	.....	.....	1	1	1	1	.....	.....	.....	4
50	.....	.....	.....	.....	.....	.....	.....	.....	.....	3	.....	1	.....	.....	4
55	.....	.....	.....	.....	.....	.....	1	.....	.....	.....	.....	1	2	.....	4
60	.....	.....	.....	.....	.....	.....	.....	.....	1	1	.....	.....	1	.....	3
65	.....	.....	.....	.....	.....	.....	.....	.....	.....	.....	.....	.....	.....	.....	.....
70	.....	.....	.....	.....	.....	.....	.....	.....	.....	.....	.....	.....	.....	.....	.....
Age not stated.	.....	3	7	1	3	.....	.....	1	1	.....	.....	.....	.....	.....	16
TOTALS	7	120	114	37	21	13	11	5	6	3	2	3	.....	.....	342

Marriages by Denominations in the County of Essex

GROOMS.	BRIDES.												TOTAL BRIDES.
	Anglican.	Presbyterian.	Methodist.	Roman Catholic.	Baptist.	Congregational.	Lutheran.	Evangelical Association.	Hebrew.	Salvation Army.	Others.	No Denomination.	
Anglican .....	151	39	47	35	22	9	18	1	3	1	13	2	341
Presbyterian .....	35	146	58	29	24	7	31	1	3	.....	14	9	357
Methodist.....	79	79	724	62	73	27	74	3	2	.....	52	7	1,182
Roman Catholic.....	33	37	71	254	26	5	42	2	1	.....	24	10	505
Baptist .....	22	25	64	23	132	7	21	1	.....	.....	11	3	309
Congregationalist.....	6	10	12	3	9	25	7	1	1	.....	2	.....	76
Lutheran .....	25	22	58	50	22	7	120	1	1	.....	11	2	319
Evangelical Association .....	.....	2	3	2	3	.....	2	9	.....	.....	4	.....	25
Hebrew .....	1	1	3	.....	.....	.....	.....	.....	16	1	.....	.....	22
Salvation Army.....	.....	.....	3	.....	.....	.....	.....	.....	3	5	.....	.....	11
Others .....	12	12	50	13	11	3	10	1	1	.....	80	5	198
No Denomination .....	2	4	11	9	6	3	3	.....	1	.....	3	39	81
TOTAL GROOMS.....	366	377	1,104	480	328	93	328	20	32	7	214	77	3,426

Licenses, 3,365.

Banns, 61.

Marriages by Ages in the County of Essex.

GROOMS.

BRIDES.	AGE.	15	20	25	30	35	40	45	50	55	60	65	70	Not stated	TOTAL
	15	121	691	106	18	11	1	.....	.....	.....	.....	1	.....	.....	.....
20	20	663	380	125	37	8	3	1	1	1	.....	.....	.....	.....	1,239
25	1	81	239	126	81	24	7	.....	1	.....	.....	.....	.....	.....	560
30	.....	7	36	94	77	30	8	10	.....	1	1	.....	.....	.....	264
35	.....	3	21	38	61	38	21	15	2	3	.....	.....	.....	.....	202
40	.....	.....	4	10	7	25	24	19	7	3	1	.....	.....	.....	100
45	.....	.....	.....	1	5	5	20	8	9	2	2	1	.....	.....	53
50	.....	.....	1	.....	.....	.....	6	7	7	3	4	1	.....	.....	29
55	.....	.....	.....	.....	.....	.....	2	.....	4	3	3	.....	.....	.....	12
60	.....	.....	.....	.....	.....	.....	.....	1	.....	1	.....	2	.....	.....	4
65	.....	.....	.....	.....	.....	.....	.....	.....	2	.....	1	1	.....	.....	4
70	.....	.....	.....	.....	.....	.....	.....	.....	.....	.....	.....	1	.....	.....	1
Age not stated.	1	2	3	.....	.....	.....	.....	.....	1	1	.....	.....	.....	1	9
TOTALS.	143	1,447	790	412	279	131	91	62	34	18	12	6	1	.....	3,426

Marriages by Denominations in the County of Frontenac, 1911.

GROOMS.	BRIDES.											TOTAL BRIDES.	
	Anglican.	Presbyterian.	Methodist.	Roman Catholic.	Baptist.	Congregational.	Lutheran.	Evangelical Association.	Hebrew.	Salvation Army.	Others.		No Denomination.
Anglican .....	53	15	18	1	2	2	1	1	1	1	1	1	91
Presbyterian .....	8	26	11	2	1	1	1	1	1	1	1	1	50
Methodist.....	16	23	115	1	2	2	1	1	1	1	1	1	157
Roman Catholic .....	6	35	4	35	1	1	1	1	1	1	1	1	48
Baptist .....	1	3	1	1	1	1	1	1	1	1	1	1	7
Congregationalist.....	4	4	4	4	1	1	1	1	1	1	1	1	9
Lutheran .....	1	1	1	1	1	1	1	1	1	1	1	1	1
Evangelical Association .....	1	1	1	1	1	1	1	1	1	1	1	1	1
Hebrew .....	2	2	2	2	2	2	2	2	2	2	2	2	2
Salvation Army.....	1	1	1	1	1	1	1	1	1	1	1	1	1
Others .....	4	4	4	4	4	4	4	4	4	4	4	4	5
No Denomination.....	2	2	2	2	2	2	2	2	2	2	2	2	11
TOTAL GROOMS .....	88	66	157	40	4	8	8	8	8	8	6	6	381

Licenses, 380.

Banns, 1.

Marriages by Ages in the County of Frontenac, 1911.

GROOMS.

BRIDES.	AGE	15	20	25	30	35	40	45	50	55	60	65	70	Not stated	TOTAL
	15	6	59	16	7	3	1	1	1	1	1	1	1	1	1
20	2	72	50	18	1	1	1	1	1	1	1	1	1	1	144
25	12	35	12	5	5	1	1	1	1	1	1	1	1	1	71
30	1	1	7	5	6	2	2	2	2	2	2	2	2	2	22
35	2	6	9	2	4	4	4	4	4	4	4	4	4	4	23
40	1	2	2	2	2	2	2	2	2	2	2	2	2	2	11
45	1	3	2	1	1	1	1	1	1	1	1	1	1	1	8
50	2	1	1	2	2	2	2	2	2	2	2	2	2	2	6
55	1	1	1	1	1	1	1	1	1	1	1	1	1	1	1
60	1	1	1	1	1	1	1	1	1	1	1	1	1	1	1
65	1	1	1	1	1	1	1	1	1	1	1	1	1	1	1
70	1	1	1	1	1	1	1	1	1	1	1	1	1	1	1
Age not stated.	1	1	1	1	1	1	1	1	1	1	1	1	1	1	3
TOTALS	8	144	105	52	26	16	14	6	2	3	4	1	1	1	381



Marriages by Denominations in the County of Grey, 1911.

GROOMS.	BRIDES.												TOTAL BRIDES.
	Anglican.	Presbyterian.	Methodist.	Roman Catholic.	Baptist.	Congregational.	Lutheran.	Evangelical Association.	Hebrew.	Salvation Army.	Others.	No Denomination.	
Anglican .....	27	12	13	.....	2	.....	.....	.....	.....	.....	1	.....	55
Presbyterian .....	7	80	33	3	4	.....	.....	.....	.....	.....	5	.....	132
Methodist.....	15	31	93	1	6	.....	.....	.....	.....	.....	.....	1	147
Roman Catholic .....	1	.....	1	17	.....	.....	.....	.....	.....	.....	.....	.....	19
Baptist .....	5	8	11	.....	14	.....	.....	.....	.....	1	3	.....	42
Congregationalist.....	1	.....	.....	.....	.....	.....	.....	.....	.....	.....	.....	.....	1
Lutheran .....	.....	3	1	1	.....	.....	23	1	.....	.....	.....	.....	29
Evangelical Association .....	.....	2	.....	1	.....	.....	.....	1	.....	.....	.....	.....	5
Hebrew .....	.....	.....	.....	.....	.....	.....	.....	.....	.....	.....	.....	.....	.....
Salvation Army.....	.....	.....	.....	.....	.....	.....	.....	.....	.....	.....	.....	.....	.....
Others .....	2	3	2	.....	.....	.....	1	.....	.....	1	9	.....	18
No Denomination.....	2	1	5	.....	.....	.....	1	.....	.....	.....	1	2	12
TOTAL GROOMS.....	60	140	159	23	26	.....	25	3	.....	2	19	3	460

Licenses, 445.

Banns, 15.

Marriages by Ages in the County of Grey, 1911.

GROOMS.

BRIDES.	GROOMS.													TOTAL.	
	AGE.	15	20	25	30	35	40	45	50	55	60	65	70		Not stated
15	2	54	23	6	3	.....	.....	.....	.....	.....	.....	.....	.....	.....	88
20	1	62	104	33	5	.....	1	.....	.....	.....	.....	.....	.....	.....	206
25	.....	9	46	29	10	2	.....	.....	.....	.....	.....	.....	.....	.....	96
30	.....	2	3	14	3	3	2	1	1	.....	.....	.....	.....	.....	29
35	.....	.....	.....	.....	7	6	3	1	.....	.....	.....	.....	.....	.....	17
40	.....	.....	.....	.....	1	2	2	.....	.....	.....	.....	.....	.....	.....	5
45	.....	.....	.....	.....	.....	.....	1	.....	1	.....	.....	.....	.....	.....	2
50	.....	.....	.....	.....	.....	.....	.....	.....	1	1	.....	1	.....	.....	3
55	.....	.....	.....	.....	.....	.....	.....	.....	.....	3	.....	.....	.....	.....	3
60	.....	.....	.....	.....	.....	.....	.....	.....	.....	.....	.....	.....	.....	.....	.....
65	.....	.....	.....	.....	.....	.....	.....	.....	.....	.....	.....	.....	.....	.....	.....
70	.....	.....	.....	.....	.....	.....	.....	.....	.....	.....	.....	.....	.....	.....	.....
Age not stated.	.....	2	3	2	1	2	.....	.....	.....	.....	.....	.....	1	.....	11
TOTALS.	3	129	179	84	30	15	9	2	3	4	.....	1	1	.....	460



Marriages by Denominations in the County of Haliburton, 1811.

GROOMS.	BRIDES.											TOTAL BRIDES.		
	Anglican	Presbyterian.	Methodist.	Roman Catholic.	Baptist.	Congregational.	Lutheran.	Evangelical Association.	Hebrew.	Salvation Army.	Others.		No Denomination.	
Anglican .....	5		4											9
Presbyterian .....	1	3	2											6
Methodist.....	3	2	6								2			13
Roman Catholic.....				1										1
Baptist .....					1							1		2
Congregationalist .....														0
Lutheran .....														0
Evangelical Association .....														0
Hebrew.....														0
Salvation Army.....														0
Others .....														0
No Denomination.....														0
TOTAL GROOMS .....	9	5	12	1	1						2	1		31

Licenses, 31.

Banns, ....

Marriages by Ages in the County of Haliburton, 1911.

GROOMS.

BRIDES.	AGE.	15	20	25	30	35	40	45	50	55	60	65	70	Not stated	TOTAL.
	15 .....		8	4	1										
20 .....		4	2	3											9
25 .....			2	2											4
30 .....		1	1												2
35 .....				1											1
40 .....															0
45 .....								2							2
50 .....															0
55 .....															0
60 .....															0
65 .....															0
70 .....															0
Age not stated.....															0
TOTALS.....		13	9	7				2							31

**Marriages by Denominations in the County of Halton, 1911.**

GROOMS.	BRIDES.	Anglican.	Presbyterian.	Methodist.	Roman Catholic.	Baptist.	Congregational.	Lutheran.	Evangelical Association.	Hebrew.	Salvation Army.	Others.	No Denomination.	TOTAL BRIDES
Anglican.....		24	5	6		2								37
Presbyterian .....		5	24	10		1	1					1		42
Methodist .....		7	6	26			1							40
Roman Catholic .....		1	1		1									3
Baptist .....		2	1			2								5
Congregationalist.....		1												1
Lutheran .....														
Evangelical Association .....														
Hebrew .....														
Salvation Army.....														
Others .....			1	1										2
No Denomination.....		1	1											2
<b>TOTAL GROOMS .....</b>		<b>41</b>	<b>39</b>	<b>43</b>	<b>1</b>	<b>5</b>	<b>2</b>					<b>1</b>		<b>132</b>

Licenses, 130.

Banns, 2.

**Marriages by Ages in the County of Halton, 1911.**

GROOMS.

BRIDES.	AGE.	15	20	25	30	35	40	45	50	55	60	65	70	Not stated	TOTAL
	15 .....			18	4	1	1								
20 .....		1	16	25	4	1	1								48
25 .....			5	15	8	3	2	2							35
30 .....			1	4	4	5	1			2					17
35 .....				1	1										2
40 .....							2		1						3
45 .....							2								2
50 .....															
55 .....															
60 .....															
65 .....															
70 .....															
Age not stated.....					1	1									2
<b>TOTALS</b>		<b>1</b>	<b>39</b>	<b>49</b>	<b>19</b>	<b>11</b>	<b>8</b>	<b>2</b>	<b>1</b>	<b>2</b>					<b>132</b>

Marriages by Denominations in the County of Hastings, 1911.

GROOMS.	BRIDES.												TOTAL BRIDES.
	Anglican.	Presbyterian.	Methodist.	Roman Catholic.	Baptist.	Congregational.	Lutheran.	Evangelical Association.	Hebrew.	Salvation Army.	Others.	No Denomination.	
Anglican .....	53	12	17	1	1	.....	.....	1	.....	.....	.....	.....	85
Presbyterian .....	6	31	10	1	1	.....	.....	.....	.....	.....	.....	.....	49
Methodist.....	2	19	185	1	3	.....	2	.....	.....	.....	3	1	236
Roman Catholic.....	1	1	3	34	.....	.....	.....	.....	.....	.....	.....	1	40
Baptist .....	1	.....	2	1	1	.....	.....	.....	.....	.....	.....	.....	5
Congregationalist .....	.....	.....	.....	2	.....	.....	.....	.....	.....	.....	.....	.....	2
Lutheran.....	.....	.....	.....	.....	.....	.....	.....	.....	.....	.....	.....	.....	.....
Evangelical Association	.....	.....	.....	.....	.....	.....	.....	1	.....	.....	.....	.....	1
Hebrew .....	.....	.....	.....	.....	.....	.....	.....	.....	.....	.....	.....	.....	.....
Salvation Army.....	1	.....	.....	.....	1	.....	.....	.....	.....	4	.....	.....	6
Others .....	.....	1	.....	.....	.....	.....	.....	.....	.....	.....	5	.....	6
No Denomination.....	2	.....	5	.....	.....	.....	.....	.....	.....	.....	.....	2	9
TOTAL GROOMS .....	86	64	222	40	7	.....	2	2	.....	4	8	4	439

Licenses, 415.

Banns, 24.

Marriages by Ages in the County of Hastings, 1911.

GROOMS.

BRIDES.	AGE.	15	20	25	30	35	40	45	50	55	60	65	70	Not stated	TOTAL
		15	4	59	28	3	1	.....	.....	1	.....	.....	.....	.....	.....
	20	1	85	74	19	5	5	.....	.....	.....	.....	.....	.....	.....	189
	25	.....	6	40	12	10	4	.....	.....	.....	.....	.....	.....	.....	72
	30	.....	1	6	9	7	3	3	.....	.....	1	.....	.....	.....	30
	35	.....	1	2	1	6	3	3	1	.....	.....	.....	.....	.....	17
	40	.....	.....	.....	3	1	1	3	.....	1	.....	.....	1	.....	10
	45	.....	1	.....	.....	.....	1	1	3	1	.....	.....	1	.....	8
	50	.....	.....	.....	.....	.....	.....	.....	.....	2	1	.....	1	.....	4
	55	.....	.....	.....	.....	.....	.....	.....	1	.....	1	.....	.....	.....	3
	60	.....	.....	.....	.....	.....	.....	.....	.....	1	1	.....	1	.....	3
	65	.....	.....	.....	.....	.....	.....	.....	.....	.....	.....	1	.....	.....	1
	70	.....	.....	.....	.....	.....	.....	.....	.....	.....	.....	.....	.....	.....	.....
	Age not stated.	.....	.....	1	1	1	2	.....	.....	1	.....	.....	.....	.....	6
	TOTALS	5	143	151	48	31	19	10	6	6	4	1	5	.....	439

Marriages by Denominations in the County of Huron, 1911

GROOMS.	BRIDES.												TOTAL BRIDES.
	Anglican.	Presbyterian.	Methodist.	Roman Catholic.	Baptist.	Congregational.	Lutheran.	Evangelical Association.	Hebrew.	Salvation Army.	Others.	No Denomination.	
Anglican .....	22	12	6	1			1				1		43
Presbyterian .....	9	100	32		1		1				1		144
Methodist.....	11	36	85		2		3	1					138
Roman Catholic .....				8				1			1		10
Baptist .....	1	1	1		3								6
Congregationalist.....	1												1
Lutheran .....	1		2				2						5
Evangelical Association .....		2	4					4					10
Hebrew .....													
Salvation Army.....													
Others .....		2											2
No Denomination.....		2	1									2	5
TOTAL GROOMS.....	45	155	131	9	6		7	6			3	2	364

Licenses, 358.

Banns, 6.

Marriages by Ages in the County of Huron, 1911.

GROOMS.

BRIDES.	AGE.	15	20	25	30	35	40	45	50	55	60	65	70	Not stated	TOTAL.
	15	2	20	8	1	4									
20		58	55	19	10	2					1				145
25		10	53	29	22	4	2								120
30			6	10	15	3	1	1							36
35				1	2	3	3	1							10
40				1			1								2
45						2	2	2							6
50								1							1
55							1		1				1		3
60											2				2
65															
70															
Age not stated.			1		1		1							1	4
TOTALS.	2	88	123	61	54	14	11	5	1	1	2	1	1		364

Marriages by Denominations in the District of Kenora, 1912.

GROOMS.	BRIDES.											TOTAL BRIDES.				
	Anglican,	Presbyterian	Methodist.	Roman Catholic.	Baptist.	Congregational	Lutheran.	Evangelical Association.	Hebrew,	Salvation Army.	Others.		No Denomination.			
Anglican .....	11	1	1				1									14
Presbyterian .....	3	14	3													20
Methodist.....	2	1	8													11
Roman Catholic .....		4		4												8
Baptist.....		3			1					1						5
Congregational .....																
Lutheran .....		2					8									10
Evangelical Association .....																
Hebrew .....																
Salvation Army.....																
Others .....					1							1				2
No Denomination.....				1										1		2
TOTAL GROOMS .....	16	25	12	5	2		9			1	1	1				72

Licenses, 72.

Banns, ....

Marriages by Age in the District of Kenora, 1912.

GROOMS.

BRIDES.	AGE.	15	20	25	30	35	40	45	50	55	60	65	70	Not stated	TOTAL
	15 .....		7	4	3	1									
20 .....		11	14	2	2										29
25 .....		2	5	3	4	1									15
30 .....		1	3	2	1	3									10
35 .....						1		1	1						3
40 .....															
45 .....															
50 .....															
55 .....															
60 .....															
65 .....															
70 .....															
Age not stated.....															
TOTALS .....		21	26	10	9	4	1	1							72

Marriages by Denominations in the County of Kent, 1911.

GROOMS.	BRIDES.											TOTAL BRIDES.	
	Anglican.	Presbyterian.	Methodist.	Roman Catholic.	Baptist.	Congregational.	Lutheran.	Evangelical Association.	Hebrew.	Salvation Army.	Others		No Denomination.
Anglican .....	30	7	12	.....	1	.....	1	.....	.....	.....	1	.....	52
Presbyterian .....	7	54	19	1	4	.....	.....	.....	.....	.....	1	.....	86
Methodist.....	10	19	106	2	11	.....	1	.....	.....	2	3	.....	154
Roman Catholic .....	1	2	4	73	.....	.....	.....	.....	.....	.....	1	2	83
Baptist .....	4	5	14	1	32	.....	.....	.....	.....	.....	2	.....	58
Congregational .....	.....	.....	.....	.....	.....	.....	.....	.....	.....	.....	.....	.....	.....
Lutheran .....	.....	.....	.....	.....	1	.....	.....	.....	.....	.....	.....	.....	1
Evangelical Association .....	.....	.....	.....	.....	.....	.....	.....	.....	.....	.....	.....	.....	.....
Hebrew .....	.....	.....	.....	.....	.....	.....	.....	.....	.....	.....	.....	.....	.....
Salvation Army.....	.....	.....	.....	.....	.....	.....	.....	.....	.....	3	.....	.....	5
Others .....	.....	.....	3	1	1	1	.....	.....	.....	.....	5	.....	11
No Denomination.....	1	1	4	.....	1	.....	.....	.....	.....	.....	1	1	9
TOTAL GROOMS ....	53	88	164	78	51	1	2	.....	.....	5	14	3	459

Licenses, 407.

Banns, 52.

Marriages by Ages in the County of Kent, 1911.

GROOMS.

BRIDES.	GROOMS.													TOTAL.	
	AGES.	15	20	25	30	35	40	45	50	55	60	65	70		Not stated
15	10	69	19	5	4	.....	.....	.....	.....	.....	.....	.....	.....	.....	107
20	.....	87	78	27	3	1	.....	.....	.....	.....	.....	.....	.....	.....	196
25	.....	12	26	30	14	5	1	1	.....	1	.....	.....	.....	.....	90
30	1	.....	7	14	3	3	.....	1	.....	.....	.....	.....	.....	.....	29
35	.....	.....	.....	3	3	3	3	1	1	.....	.....	.....	.....	.....	14
40	.....	.....	.....	1	.....	1	2	2	.....	.....	.....	.....	.....	.....	6
45	.....	.....	.....	.....	.....	.....	.....	1	1	.....	.....	.....	.....	.....	2
50	.....	.....	.....	.....	.....	.....	.....	.....	1	1	1	.....	.....	.....	3
55	.....	.....	.....	.....	.....	.....	.....	.....	.....	1	.....	.....	.....	.....	1
60	.....	.....	.....	.....	.....	.....	.....	.....	.....	1	2	.....	.....	.....	3
65	.....	.....	.....	.....	.....	.....	.....	.....	.....	1	1	1	.....	.....	3
70	.....	.....	.....	.....	.....	.....	.....	.....	.....	1	.....	.....	.....	.....	1
Age not stated.	.....	2	2	.....	.....	.....	.....	.....	.....	.....	.....	.....	.....	.....	4
TOTALS.	11	170	132	80	27	13	6	6	3	6	4	1	.....	.....	459



Marriages by Denominations in the County of Lambton, 1911.

GROOMS.	BRIDES.												TOTAL BRIDES.	
	Anglican.	Presbyterian.	Methodist.	Roman Catholic.	Baptist.	Congregational.	Lutheran.	Evangelical Association.	Hebrew.	Salvation Army.	Others.	No Denomination.		
Anglican .....	35	8	18	4	3	1	.....	.....	.....	.....	.....	.....	.....	70
Presbyterian.....	7	78	16	3	12	3	.....	.....	.....	.....	.....	.....	.....	120
Methodist .....	14	24	145	5	12	1	1	.....	.....	.....	3	1	.....	206
Roman Catholic .....	1	3	5	17	2	1	4	.....	.....	.....	.....	3	.....	33
Baptist .....	6	9	8	4	28	.....	.....	.....	.....	.....	.....	1	.....	56
Congregational.....	1	1	2	.....	.....	5	.....	.....	.....	.....	.....	.....	.....	9
Lutheran .....	2	2	2	.....	.....	.....	.....	.....	.....	.....	.....	.....	.....	6
Evangelical Association.....	.....	.....	.....	1	.....	.....	.....	.....	.....	.....	.....	.....	.....	1
Hebrew.....	.....	.....	.....	.....	.....	.....	.....	.....	.....	.....	.....	.....	.....	.....
Salvation Army.....	.....	.....	.....	.....	.....	.....	.....	.....	.....	1	.....	.....	.....	1
Others .....	.....	.....	.....	.....	1	1	.....	.....	.....	.....	4	.....	.....	8
No Denomination.....	.....	.....	4	2	.....	.....	.....	.....	.....	.....	.....	4	.....	10
TOTAL GROOMS .....	66	125	203	36	58	12	5	.....	.....	1	7	10	.....	523

Licenses, 512.

Banns, 11.

Marriages by Ages in the County of Lambton, 1911,

GROOMS.

BRIDES.	GROOMS.												Not stated	TOTAL	
	AGE.	15	20	25	30	35	40	45	50	55	60	65			70
15	13	82	29	2	.....	1	.....	.....	.....	.....	.....	.....	.....	.....	120
20	.....	94	79	19	11	1	2	.....	.....	.....	.....	.....	.....	.....	206
25	.....	18	48	28	10	8	2	.....	1	.....	.....	.....	.....	.....	115
30	.....	.....	8	13	7	3	2	.....	.....	.....	1	.....	.....	.....	34
35	.....	.....	2	8	8	2	2	1	1	1	.....	.....	.....	.....	25
40	.....	.....	.....	2	1	2	1	3	1	1	1	.....	.....	.....	12
45	.....	.....	.....	1	1	.....	1	.....	1	1	.....	.....	.....	.....	5
50	.....	.....	.....	.....	.....	.....	1	1	.....	.....	1	.....	.....	.....	3
55	.....	.....	.....	.....	.....	.....	.....	.....	.....	.....	.....	.....	.....	.....	.....
60	.....	.....	.....	.....	.....	.....	.....	.....	.....	.....	.....	.....	.....	.....	.....
65	.....	.....	.....	.....	.....	.....	.....	.....	.....	.....	.....	.....	.....	.....	.....
70	.....	.....	.....	.....	.....	.....	.....	.....	.....	.....	1	.....	.....	.....	1
Age not stated.....	.....	.....	1	.....	.....	.....	.....	.....	.....	.....	.....	.....	1	.....	2
TOTALS	13	194	160	73	38	17	11	5	4	3	4	.....	1	.....	523

Marriages by Denominations in the County of Lanark, 1911.

GROOMS.	BRIDES.												TOTAL BRIDES.	
	Anglican.	Presbyterian.	Methodist.	Roman Catholic.	Baptist.	Congregational.	Lutheran.	Evangelical Association.	Hebrew.	Salvation Army.	Others.	No Denomination.		
Anglican .....	41	13	8	.....	4	.....	.....	.....	.....	.....	.....	.....	.....	66
Presbyterian .....	13	62	12	.....	2	2	.....	.....	.....	.....	.....	.....	.....	91
Methodist.....	16	10	35	2	2	.....	.....	.....	.....	.....	.....	.....	.....	68
Roman Catholic.....	3	1	.....	18	.....	.....	.....	.....	.....	.....	.....	.....	.....	22
Baptist .....	1	1	3	.....	6	.....	.....	.....	.....	.....	.....	.....	.....	11
Congregational .....	.....	1	.....	.....	.....	4	.....	.....	.....	.....	.....	.....	.....	5
Lutheran .....	.....	.....	.....	.....	.....	.....	.....	.....	.....	.....	.....	.....	.....	.....
Evangelical Association .....	.....	.....	.....	.....	.....	.....	.....	.....	.....	.....	.....	.....	.....	.....
Hebrew.....	.....	.....	.....	.....	.....	.....	.....	.....	.....	.....	.....	.....	.....	.....
Salvation Army.....	.....	.....	.....	.....	.....	.....	.....	.....	.....	.....	.....	.....	.....	.....
Others .....	.....	.....	.....	.....	.....	.....	.....	.....	.....	.....	.....	.....	.....	.....
No Denomination.....	2	.....	.....	1	.....	.....	.....	.....	.....	.....	.....	.....	.....	3
TOTAL GROOMS ...	76	88	58	21	14	6	.....	.....	.....	.....	.....	.....	.....	264

Licenses, 252.

Banns, 12.

Marriages by Ages in the County of Lanark, 1911.

GROOMS.

BRIDES.	AGES.	15	20	25	30	35	40	45	50	55	60	65	70	Not stated	TOTALS
	15	3	18	7	.....	.....	.....	.....	.....	.....	1	.....	.....	.....	.....
20	1	44	37	12	3	.....	1	.....	.....	.....	.....	.....	.....	.....	98
25	.....	8	31	15	11	3	.....	1	.....	.....	.....	.....	.....	.....	69
30	.....	.....	1	17	8	4	4	.....	.....	.....	1	.....	.....	.....	35
35	.....	.....	.....	3	5	2	1	2	1	.....	.....	.....	.....	.....	14
40	.....	.....	.....	.....	1	2	2	.....	1	1	1	.....	.....	.....	8
45	.....	.....	.....	.....	.....	.....	.....	.....	2	1	.....	.....	.....	.....	3
50	.....	.....	.....	.....	.....	.....	.....	.....	1	1	1	1	1	.....	5
55	.....	.....	.....	.....	.....	.....	.....	.....	.....	.....	.....	1	.....	.....	1
60	.....	.....	.....	.....	.....	.....	.....	.....	.....	.....	.....	1	.....	.....	1
65	.....	.....	.....	.....	.....	.....	.....	.....	.....	.....	.....	.....	.....	.....	.....
70	.....	.....	.....	.....	.....	.....	.....	.....	.....	.....	.....	.....	.....	.....	.....
Age not stated	.....	.....	1	.....	.....	.....	.....	.....	.....	.....	.....	.....	.....	.....	1
TOTALS.	4	70	77	47	28	11	8	6	5	3	4	1	.....	.....	264

**Marriages by Denominations in the County of Leeds and Grenville, 1911.**

GROOMS.	BRIDES.												TOTAL BRIDES.
	Anglican.	Presbyterian.	Methodist.	Roman Catholic.	Baptist.	Congregational.	Lutheran.	Evangelical Association.	Hebrew.	Salvation Army.	Others.	No Denomination.	
Anglican .....	38	12	23	3	5	.....	1	.....	.....	.....	2	.....	84
Presbyterian .....	8	32	12	.....	3	.....	.....	.....	.....	.....	.....	.....	55
Methodist .....	15	23	139	8	6	2	.....	.....	.....	.....	5	1	199
Roman Catholic .....	5	3	7	25	2	.....	.....	.....	.....	.....	.....	.....	42
Baptist .....	2	2	10	1	7	.....	.....	.....	.....	.....	.....	.....	22
Congregational .....	.....	2	1	.....	.....	1	.....	.....	.....	.....	.....	.....	4
Lutheran .....	.....	.....	.....	2	.....	.....	1	.....	.....	.....	.....	.....	3
Evangelical Association .....	.....	.....	.....	.....	.....	.....	.....	.....	.....	.....	.....	.....	.....
Hebrew .....	.....	.....	.....	.....	.....	.....	.....	.....	.....	.....	.....	.....	.....
Salvation Army .....	.....	.....	.....	.....	1	.....	.....	.....	.....	2	.....	.....	3
Others .....	1	2	2	1	.....	.....	.....	.....	.....	.....	3	.....	9
No Denomination .....	.....	.....	3	.....	.....	.....	.....	.....	.....	.....	.....	2	5
<b>TOTAL GROOMS ....</b>	<b>69</b>	<b>76</b>	<b>197</b>	<b>40</b>	<b>24</b>	<b>3</b>	<b>2</b>	<b>.....</b>	<b>.....</b>	<b>2</b>	<b>10</b>	<b>3</b>	<b>426</b>

Licenses, 416.

Banns, 10.

**Marriages by Ages in the County of Leeds and Grenville, 1911.**

GROOMS.

BRIDES.	AGE.	15	20	25	30	35	40	45	50	55	60	65	70	Not stated	TOTAL.
	15	8	39	22	2	2	1	.....	.....	.....	.....	.....	.....	.....	.....
20	3	76	58	21	5	2	.....	.....	.....	1	.....	.....	.....	.....	166
25	.....	15	39	24	9	7	2	.....	.....	.....	1	.....	.....	.....	97
30	.....	2	10	10	6	4	1	.....	1	.....	.....	.....	.....	.....	34
35	.....	.....	3	4	7	5	1	1	2	.....	.....	.....	.....	.....	23
40	.....	.....	1	.....	4	.....	1	1	.....	1	.....	1	.....	.....	9
45	.....	.....	.....	1	1	1	3	1	.....	.....	.....	.....	.....	.....	7
50	.....	.....	.....	.....	.....	.....	.....	1	1	1	.....	1	.....	.....	4
55	.....	.....	.....	.....	.....	.....	.....	.....	.....	.....	1	2	.....	.....	3
60	.....	.....	.....	.....	.....	.....	.....	.....	.....	.....	1	1	1	.....	3
65	.....	.....	.....	.....	.....	.....	.....	.....	.....	.....	1	.....	.....	.....	1
70	.....	.....	.....	.....	.....	.....	.....	.....	.....	.....	.....	.....	1	.....	1
Age not stated.	.....	.....	1	1	.....	.....	.....	.....	.....	.....	.....	.....	.....	2	4
<b>TOTALS.</b>	<b>11</b>	<b>132</b>	<b>134</b>	<b>63</b>	<b>34</b>	<b>20</b>	<b>9</b>	<b>4</b>	<b>4</b>	<b>5</b>	<b>5</b>	<b>3</b>	<b>2</b>	<b>.....</b>	<b>426</b>

**Marriages by Denominations in the County of Lennox and Addington, 1911.**

GROOMS.	BRIDES.												TOTAL BRIDES.		
	Anglican.	Presbyterian.	Methodist.	Roman Catholic.	Baptist.	Congregational.	Lutheran.	Evangelical Association.	Hebrew.	Salvation Army.	Others.	No Denomination.			
Anglican .....	9	4	8	1											29
Presbyterian.....	1	5	1												7
Methodist .....	13	5	92	1									1		112
Roman Catholic .....	1		1	15				1							18
Baptist .....															
Congregational .....						1									1
Lutheran .....			1				2								3
Evangelical Association.....															
Hebrew.....															
Salvation Army.....			1												1
Others .....												1	1		2
No Denomination.....			2										1		3
TOTAL GROOMS.....	24	14	107	17		1	2	1			1	3			169

Licenses, 157.

Banns, 12.

**Marriages by Ages in the County of Lennox and Addington, 1911.**

GROOMS.

BRIDES.	AGE.	15	20	25	30	35	40	45	50	55	60	65	70	Not stated	TOTAL
	15	4	27	9	3	1									
20		34	21	6	4						1				66
25		3	10	8	5	2	1								29
30		1		2	1	1									5
35				1	1	1	3	1				1			8
40					1	1	1	1							4
45						1			2				1		4
50										1			1		2
55									1						1
60												2			2
65															
70															
Age not stated.			1	1										2	4
TOTALS	4	65	41	21	14	5	5	5	1	1	4	1	2		169

Marriages by Denominations in the County of Lincoln, 1911.

GROOMS.	BRIDES.													TOTAL BRIDES.
	Anglican.	Presbyterian.	Methodist.	Roman Catholic.	Baptist.	Congregational.	Lutheran.	Evangelical Association.	Hebrew.	Salvation Army.	Others.	No Denomination.		
Anglican .....	59	9	15	2	.....	.....	1	2	.....	.....	2	.....	90	
Presbyterian .....	10	36	8	3	4	.....	1	1	.....	1	2	.....	66	
Methodist.....	17	7	55	.....	2	.....	1	1	.....	.....	3	.....	86	
Roman Catholic.....	2	3	2	30	.....	.....	3	.....	.....	.....	1	.....	41	
Baptist.....	1	5	5	.....	6	.....	1	.....	.....	.....	.....	.....	18	
Congregational .....	.....	1	.....	.....	.....	.....	.....	.....	.....	.....	1	.....	2	
Lutheran .....	.....	1	.....	.....	.....	.....	1	.....	.....	.....	1	.....	3	
Evangelical Association	1	1	3	1	.....	.....	.....	4	.....	.....	2	.....	12	
Hebrew .....	.....	.....	.....	.....	.....	.....	.....	.....	.....	.....	.....	.....	.....	
Salvation Army.....	.....	.....	.....	.....	.....	.....	.....	.....	1	.....	.....	.....	1	
Others .....	1	2	6	1	.....	.....	.....	.....	.....	.....	2	.....	12	
No Denomination.....	.....	.....	1	.....	.....	.....	.....	.....	.....	.....	.....	.....	1	
TOTAL GROOMS .....	91	65	95	37	12	.....	8	8	.....	2	14	.....	332	

Licenses, 313.

Banns, 19.

Marriages by Ages in the County of Lincoln, 1911.

GROOMS.

BRIDES.	AGE.	15	20	25	30	35	40	45	50	55	60	65	70	Not stated	TOTAL.
		15	4	33	12	5	1	.....	.....	.....	.....	.....	.....	.....	.....
	20	2	68	60	11	.....	1	.....	.....	.....	.....	.....	.....	.....	142
	25	.....	10	36	16	9	.....	1	.....	.....	.....	.....	.....	.....	72
	30	.....	3	4	10	3	2	.....	.....	.....	1	.....	.....	.....	23
	35	.....	1	2	4	5	2	2	1	1	.....	.....	.....	.....	18
	40	.....	.....	.....	1	3	4	.....	.....	.....	.....	1	.....	.....	9
	45	.....	.....	.....	1	1	1	1	.....	.....	.....	.....	.....	.....	4
	50	.....	.....	.....	.....	.....	.....	.....	1	1	2	.....	.....	.....	4
	55	.....	.....	.....	.....	.....	.....	.....	.....	.....	1	1	.....	.....	2
	60	.....	.....	.....	.....	.....	.....	.....	.....	.....	1	.....	.....	.....	1
	65	.....	.....	.....	.....	.....	.....	.....	.....	.....	.....	.....	.....	.....	.....
	70	.....	.....	.....	.....	.....	.....	.....	.....	.....	.....	.....	.....	.....	.....
	Age not stated.	.....	.....	1	1	.....	.....	.....	.....	.....	.....	.....	.....	.....	2
	TOTALS.	6	115	115	49	22	10	4	2	2	5	2	.....	.....	332

Marriages by Denominations in Manitoulin, 1911.

GROOMS.	BRIDES.											TOTAL BRIDES.			
	Anglican.	Presbyterian.	Methodist.	Roman Catholic.	Baptist.	Congregational.	Lutheran.	Evangelical Association.	Hebrew.	Salvation Army.	Others.		No Denomination.		
Anglican .....	8	6	3	1											18
Presbyterian .....	3	11		1											15
Methodist.....		5	10												15
Roman Catholic.....	1	1		1											3
Baptist .....		2			1										3
Congregational .....															
Lutheran .....															
Evangelical Association .....															
Hebrew .....															
Salvation Army.....										1					1
Others .....											2				2
No Denomination.....															
TOTAL GROOMS.....	12	25	13	3	1					1	2				57

Licenses, 56.

Banns, 1.

Marriages by Ages in Manitoulin, 1911.

GROOMS.

BRIDES.	GROOMS.														TOTAL.
	AGE.	15	20	25	30	35	40	45	50	55	60	65	70	Not stated	
15	2	9	4												15
20		7	11	4	2										24
25		1	4	2	3										10
30			1				1								2
35				1	1										2
40				1											1
45															
50															
55									1	2					3
60															
65															
70															
Age not stated.															
TOTALS.	2	17	20	8	6		1		1	2					57

Marriages by Denominations in the County of Middlesex, 1911.

GROOMS.	BRIDES.												TOTAL BRIDES.	
	Anglican.	Presbyterian.	Methodist.	Roman Catholic.	Baptist.	Congregational.	Lutheran.	Evangelical Association.	Hebrew.	Salvation Army.	Others.	No Denomination.		
Anglican.....	118	30	37	6	7	2	1					1		202
Presbyterian.....	19	104	32	4	8	2		1				2		172
Methodist.....	33	39	167	4	20	6	1					1	1	272
Roman Catholic.....	2	3	2	27										35
Baptist.....	11	15	16		43									85
Congregational.....		1	1			1								3
Lutheran.....	2		1	1			3	1						8
Evangelical Association.....	1													1
Hebrew.....									9					9
Salvation Army.....				1						3				4
Others.....	2	3	4	2	1							13	1	26
No Denomination.....	2		8	1									6	17
TOTAL GROOMS.....	190	195	268	46	79	11	5	2	9	3	17	9		834

Licenses, 805.

Banns, 29.

Marriages by Ages in the County of Middlesex, 1911.

GROOMS

BRIDES.	AGE.	15	20	25	30	35	40	45	50	55	60	65	70	Not stated	TOTAL
		15	8	81	37	9	2								
	20		154	110	28	13	2								307
	25	1	21	113	38	21	9						1		204
	30		1	15	33	24	7	2	2						84
	35			2	3	11	7	11	4		1				39
	40			2	1	3	8	2	6	2					24
	45			1			1	4	2	1	1	3			13
	50						1		1	1	1				4
	55								1		3				4
	60										1	1	2		4
	65												2		2
	70														
	Age not stated.		4	2	2	1	2							1	12
	TOTALS	9	261	282	114	75	37	19	16	4	7	4	5	1	834

Mariages by Denominations in the District of Muskoka, 1911.

GROOMS.	BRIDES.											TOTAL BRIDES,	
	Anglican.	Presbyterian.	Methodist.	Roman Catholic.	Baptist.	Congregational.	Lutheran.	Evangelical Association.	Hebrew.	Salvation Army	Others.		No Denomination.
Anglican.....	16	4	7	.....	1	.....	.....	.....	.....	.....	.....	.....	28
Presbyterian .....	4	20	6	.....	1	.....	2	.....	.....	1	.....	.....	34
Methodist.....	8	6	29	.....	.....	.....	.....	.....	.....	.....	.....	.....	43
Roman Catholic.....	2	.....	.....	3	.....	.....	.....	.....	.....	.....	2	.....	7
Baptist.....	1	.....	6	.....	3	.....	.....	.....	.....	.....	.....	.....	10
Congregational .....	.....	.....	.....	.....	.....	.....	.....	.....	.....	.....	.....	.....	.....
Lutheran .....	.....	.....	1	.....	.....	.....	.....	.....	.....	.....	.....	.....	1
Evangelical Association .....	.....	.....	.....	.....	.....	.....	.....	.....	.....	.....	.....	.....	.....
Hebrew.....	.....	.....	.....	.....	.....	.....	.....	.....	.....	.....	.....	.....	.....
Salvation Army.....	.....	.....	1	.....	.....	.....	.....	.....	.....	2	.....	.....	3
Others .....	1	.....	.....	.....	.....	.....	.....	.....	.....	.....	.....	.....	1
No Denomination.....	1	2	1	.....	.....	.....	.....	.....	.....	.....	.....	1	5
TOTAL GROOMS .....	33	32	51	3	5	.....	2	.....	.....	3	.....	3	132

Licenses, 130.

Banns, 2.

Mariages by Ages in the District of Muskoka, 1911.

GROOMS.

BRIDES.	AGE.	15	20	25	30	35	40	45	50	55	60	65	70	Not stated	TOTAL.
	15 .....	.....	21	9	2	1	1	.....	.....	.....	.....	.....	.....	.....	.....
20 .....	.....	23	26	4	1	2	1	.....	.....	.....	.....	.....	.....	.....	57
25 .....	.....	2	4	6	4	2	.....	.....	.....	.....	.....	.....	.....	.....	18
30 .....	.....	2	5	1	1	.....	2	.....	.....	.....	.....	.....	.....	.....	11
35 .....	.....	.....	.....	2	2	.....	1	.....	.....	.....	.....	.....	.....	.....	5
40 .....	.....	.....	.....	.....	.....	1	.....	.....	.....	.....	.....	.....	.....	.....	1
45 .....	.....	.....	.....	.....	1	.....	.....	.....	.....	.....	.....	.....	.....	.....	1
50 .....	.....	.....	.....	.....	1	.....	.....	1	1	.....	.....	.....	.....	.....	3
55 .....	.....	.....	.....	.....	.....	.....	.....	.....	.....	.....	.....	.....	.....	.....	.....
60 .....	.....	.....	.....	.....	.....	.....	.....	.....	.....	.....	.....	.....	.....	.....	.....
65 .....	.....	.....	.....	.....	.....	.....	.....	.....	.....	.....	.....	.....	.....	.....	.....
70 .....	.....	.....	.....	.....	.....	.....	.....	.....	.....	.....	.....	.....	.....	.....	.....
Age not stated.....	.....	.....	2	.....	.....	.....	.....	.....	.....	.....	.....	.....	.....	.....	2
TOTALS.....	.....	48	46	15	11	6	4	1	1	.....	.....	.....	.....	.....	132



Marriages by Denominations in the District of Nipissing, 1911.

GROOMS.	BRIDES.												TOTAL BRIDES.	
	Anglican.	Presbyterian.	Methodist.	Roman Catholic.	Baptist.	Congregational.	Lutheran.	Evangelical Association.	Hebrew.	Salvation Army.	Others.	No Denomination.		
Anglican.....	39	5	8	2	3	1	1	.....	.....	.....	.....	.....	.....	59
Presbyterian .....	14	48	13	4	5	.....	1	.....	.....	.....	1	.....	.....	86
Methodist.....	2	17	34	5	7	.....	.....	.....	.....	.....	.....	.....	.....	65
Roman Catholic .....	5	4	2	153	1	.....	.....	.....	.....	.....	3	.....	.....	168
Baptist.....	1	3	.....	1	7	.....	1	.....	.....	.....	.....	.....	.....	13
Congregational.....	.....	.....	.....	.....	.....	.....	.....	.....	.....	.....	.....	.....	.....	.....
Lutheran.....	.....	2	1	.....	.....	.....	15	.....	.....	.....	.....	.....	.....	18
Evangelical Association .....	.....	.....	.....	.....	.....	.....	.....	.....	.....	.....	.....	.....	.....	.....
Hebrew .....	.....	.....	.....	.....	.....	.....	.....	.....	.....	.....	.....	.....	.....	.....
Salvation Army .....	.....	1	.....	.....	.....	.....	.....	.....	.....	1	.....	.....	.....	2
Others .....	.....	1	2	1	.....	.....	.....	.....	.....	.....	13	.....	.....	17
No Denomination.....	.....	.....	.....	.....	.....	.....	.....	.....	.....	.....	.....	.....	.....	.....
TOTAL GROOMS .....	61	81	60	166	23	1	18	.....	.....	1	17	.....	.....	428

Licenses, 366.

Banns, 62.

Marriages by Ages in the District of Nipissing, 1911.

GROOMS.

BRIDES.	AGE.	15	20	25	30	35	40	45	50	55	60	65	70	Not stated	TOTAL
	15	4	68	48	8	1	.....	.....	.....	.....	.....	.....	.....	.....	.....
20	.....	74	76	24	5	1	2	.....	.....	.....	.....	.....	.....	.....	182
25	.....	16	33	10	2	2	2	.....	.....	.....	.....	.....	.....	.....	65
30	.....	1	4	13	2	1	2	1	.....	.....	.....	.....	.....	.....	24
35	.....	.....	1	1	3	4	1	.....	2	.....	.....	.....	.....	.....	12
40	.....	.....	.....	.....	2	1	1	.....	1	.....	.....	.....	.....	.....	5
45	.....	.....	.....	.....	.....	1	.....	.....	.....	1	.....	.....	.....	.....	2
50	.....	.....	.....	.....	.....	.....	.....	.....	.....	.....	.....	.....	.....	.....	.....
55	.....	.....	.....	.....	.....	.....	.....	.....	1	1	.....	.....	.....	.....	2
60	.....	.....	.....	.....	.....	.....	.....	.....	.....	2	.....	.....	.....	.....	2
65	.....	.....	.....	.....	.....	.....	.....	.....	.....	.....	.....	.....	.....	.....	.....
70	.....	.....	.....	.....	.....	.....	.....	.....	.....	.....	.....	.....	.....	.....	.....
Age not stated.	.....	2	1	1	1	.....	.....	.....	.....	.....	.....	.....	.....	.....	5
TOTALS	4	161	163	57	16	10	8	1	4	4	.....	.....	.....	.....	428

Marriages by Denominations in the County of Norfolk, 1911.

GROOMS.	BRIDES.											TOTAL BRIDES.	
	Anglican.	Presbyterian.	Methodist.	Roman Catholic.	Baptist.	Congregational.	Lutheran.	Evangelical Association.	Hebrew.	Salvation Army.	Others.		No Denomination.
Anglican.....	10	2	5	1	4	.....	.....	.....	.....	.....	.....	.....	22
Presbyterian.....	2	7	6	.....	5	.....	.....	.....	.....	.....	.....	.....	20
Methodist.....	5	8	49	.....	7	.....	.....	.....	.....	.....	.....	.....	69
Roman Catholic.....	.....	.....	.....	6	.....	.....	.....	.....	.....	.....	.....	.....	6
Baptist.....	8	3	10	.....	29	1	.....	.....	.....	.....	.....	.....	51
Congregational.....	.....	.....	.....	.....	1	.....	.....	.....	.....	.....	.....	.....	1
Lutheran.....	.....	.....	2	.....	1	.....	.....	.....	.....	.....	1	.....	4
Evangelical Association.....	.....	.....	.....	.....	.....	.....	.....	.....	.....	.....	.....	.....	.....
Hebrew.....	.....	.....	.....	.....	.....	.....	.....	.....	.....	.....	.....	.....	.....
Salvation Army.....	.....	.....	.....	.....	.....	.....	.....	.....	.....	.....	.....	.....	.....
Others.....	1	.....	4	.....	2	.....	.....	.....	.....	.....	3	.....	10
No Denomination.....	.....	.....	.....	.....	.....	.....	.....	.....	.....	.....	.....	.....	.....
TOTAL GROOMS.....	26	20	76	7	49	1	.....	.....	.....	.....	4	.....	183

Licences, 180.

Banns, 3.

Marriages by Ages in the County of Norfolk, 1911.

GROOMS.

BRIDES.	AGE.	15	20	25	30	35	40	45	50	55	60	65	70	Not stated	TOTAL
		15	9	32	13	4	.....	.....	.....	.....	.....	.....	.....	.....	.....
	20	.....	33	15	4	1	.....	1	.....	.....	.....	.....	.....	.....	54
	25	1	7	20	10	.....	1	.....	.....	.....	.....	.....	.....	.....	39
	30	.....	.....	1	3	3	.....	2	.....	.....	.....	.....	.....	.....	9
	35	.....	.....	2	5	1	.....	.....	.....	.....	.....	.....	.....	.....	8
	40	.....	.....	.....	.....	.....	1	1	.....	.....	.....	.....	.....	.....	2
	45	.....	.....	.....	.....	.....	.....	.....	1	.....	.....	.....	.....	.....	1
	50	.....	.....	.....	.....	.....	1	1	1	.....	1	.....	.....	.....	4
	55	.....	.....	.....	.....	.....	.....	.....	1	1	.....	.....	.....	.....	3
	60	.....	.....	.....	.....	.....	.....	.....	.....	.....	.....	1	.....	.....	1
	65	.....	.....	.....	.....	.....	.....	.....	.....	.....	.....	.....	.....	.....	.....
	70	.....	.....	.....	.....	.....	.....	.....	.....	.....	.....	.....	.....	.....	.....
	Age not stated.	.....	2	2	.....	.....	.....	.....	.....	.....	.....	.....	.....	.....	4
	TOTALS	10	74	53	26	5	3	5	3	1	1	2	.....	.....	183

Marriages by Denominations in the County of Northumberland and Durham, 1911.

GROOMS.	BRIDES.											TOTAL BRIDES.	
	Anglican.	Presbyterian.	Methodist.	Roman Catholic.	Baptist	Congregational.	Lutheran.	Evangelical Association.	Hebrew.	Salvation Army.	Others.		No Denomination.
Anglican.....	42	15	11	2	2	2	.....	.....	.....	.....	.....	.....	74
Presbyterian.....	9	43	23	.....	4	2	.....	.....	.....	.....	.....	.....	81
Methodist.....	9	22	161	1	4	1	.....	.....	.....	.....	1	2	201
Roman Catholic.....	.....	.....	.....	13	.....	.....	.....	.....	.....	.....	.....	.....	13
Baptist.....	5	2	2	1	3	.....	.....	.....	.....	.....	.....	.....	13
Congregational.....	2	1	.....	.....	.....	4	.....	.....	.....	.....	.....	.....	7
Lutheran.....	.....	1	.....	.....	.....	.....	.....	.....	.....	.....	.....	.....	1
Evangelical Association.....	.....	.....	.....	.....	.....	.....	.....	.....	.....	.....	.....	.....	.....
Hebrew.....	.....	.....	.....	.....	.....	.....	.....	.....	.....	.....	.....	.....	.....
Salvation Army.....	.....	.....	.....	.....	.....	.....	.....	.....	.....	.....	.....	.....	.....
Others.....	1	.....	.....	.....	.....	.....	.....	.....	.....	.....	2	.....	3
No Denomination.....	1	2	3	.....	1	.....	.....	.....	.....	.....	1	3	11
TOTAL GROOMS.....	69	86	200	17	14	9	.....	.....	.....	.....	4	5	404

Licenses, 397.

Banns, 7.

Marriages by Ages in the County of Northumberland and Durham, 1911.

GROOMS.

BRIDES.	AGE.	GROOMS.											TOTAL.		
		15	20	25	30	35	40	45	50	55	60	65		70	Not stated
BRIDES.	15	1	41	18	1	3	.....	.....	.....	.....	.....	.....	.....	.....	64
	20	.....	72	59	17	4	2	.....	.....	.....	.....	.....	.....	.....	154
	25	1	13	39	28	9	6	.....	2	1	.....	.....	.....	.....	99
	30	.....	2	8	10	12	2	4	3	.....	.....	.....	.....	.....	41
	35	.....	.....	1	1	3	2	3	.....	.....	2	.....	.....	.....	12
	40	.....	.....	.....	.....	.....	4	2	1	2	.....	.....	.....	.....	9
	45	.....	.....	.....	.....	.....	.....	.....	1	2	2	.....	.....	.....	5
	50	.....	.....	.....	.....	.....	.....	.....	.....	3	.....	2	.....	.....	5
	55	.....	.....	.....	.....	.....	.....	.....	.....	1	.....	.....	1	.....	2
	60	.....	.....	.....	.....	.....	.....	.....	.....	.....	1	1	.....	.....	2
	65	.....	.....	.....	.....	.....	.....	.....	.....	.....	.....	1	3	.....	4
	70	.....	.....	.....	.....	.....	.....	.....	.....	.....	.....	.....	.....	.....	.....
	Age not stated.....	.....	1	3	1	1	1	.....	.....	.....	.....	.....	.....	.....	7
TOTALS.	.....	2	129	128	58	32	17	9	7	9	5	4	4	.....	404

## Marriages by Denominations in the County of Ontario, 1911.

GROOMS.	BRIDES.												TOTAL BRIDES.	
	Anglican.	Presbyterian.	Methodist.	Roman Catholic.	Baptist.	Congregational.	Lutheran.	Evangelical Association.	Hebrew.	Salvation Army.	Others.	No Denomination.		
Anglican .....	35	8	7	.....	1	1	.....	.....	.....	.....	.....	.....	.....	52
Presbyterian .....	3	23	10	.....	3	.....	.....	.....	.....	.....	.....	.....	.....	39
Methodist.....	13	12	98	.....	3	1	.....	.....	.....	.....	.....	.....	.....	127
Roman Catholic .....	2	.....	1	23	.....	.....	.....	.....	.....	.....	.....	.....	.....	26
Baptist .....	3	4	2	1	7	.....	.....	.....	.....	.....	.....	.....	.....	17
Congregational .....	.....	.....	.....	.....	.....	.....	.....	.....	.....	.....	.....	.....	.....	.....
Lutheran .....	.....	.....	.....	.....	.....	.....	.....	.....	.....	.....	.....	.....	.....	.....
Evangelical Association .....	.....	.....	.....	.....	.....	.....	.....	.....	.....	.....	.....	.....	.....	.....
Hebrew .....	.....	.....	.....	.....	.....	.....	.....	.....	1	.....	.....	.....	.....	1
Salvation Army.....	.....	.....	.....	.....	.....	.....	.....	.....	.....	2	.....	.....	.....	2
Others .....	.....	.....	.....	.....	.....	.....	.....	.....	.....	.....	2	.....	.....	2
No Denomination.....	.....	.....	.....	.....	.....	.....	.....	.....	.....	.....	.....	3	.....	3
TOTAL GROOMS .....	56	47	118	24	14	2	.....	.....	1	2	2	3	.....	269

Licenses, 255.

Banns, 14.

## Marriages by Ages in the County of Ontario, 1911.

## GROOMS,

BRIDES.	AGE.	15	20	25	30	35	40	45	50	55	60	65	70	Not stated	TOTAL.
	15	2	33	14	1	.....	.....	.....	.....	.....	.....	.....	.....	.....	.....
20	1	32	42	14	4	2	1	1	.....	.....	.....	.....	.....	.....	97
25	.....	9	38	19	5	3	.....	.....	.....	.....	.....	.....	.....	.....	74
30	.....	.....	2	8	5	1	1	.....	.....	.....	.....	.....	.....	.....	17
35	.....	.....	2	.....	4	3	2	2	1	.....	.....	.....	.....	.....	14
40	.....	.....	.....	1	.....	1	1	.....	1	.....	.....	.....	.....	.....	4
45	.....	.....	.....	.....	.....	1	3	1	.....	.....	.....	.....	.....	.....	5
50	.....	.....	.....	.....	.....	.....	.....	.....	.....	1	.....	.....	.....	.....	1
55	.....	.....	.....	.....	.....	.....	.....	.....	.....	.....	.....	.....	.....	.....	.....
60	.....	.....	.....	.....	.....	.....	.....	.....	.....	.....	.....	.....	1	.....	1
65	.....	.....	.....	.....	.....	.....	.....	.....	.....	.....	.....	1	.....	.....	1
70	.....	.....	.....	.....	.....	.....	.....	.....	.....	.....	.....	.....	.....	.....	.....
Age not stated.	.....	.....	1	1	1	.....	.....	.....	.....	.....	.....	.....	.....	2	5
TOTALS.	3	74	99	44	19	11	8	4	3	.....	1	1	2	.....	269

Marriages by Denominations in the County of Oxford, 1911.

GROOMS.	BRIDES.											TOTAL BRIDES.	
	Anglican.	Presbyterian.	Methodist.	Roman Catholic.	Baptist.	Congregational.	Lutheran.	Evangelical Association.	Hebrew.	Salvation Army.	Others.		No Denomination.
Anglican .....	39	10	9		3							1	62
Presbyterian .....	8	49	17		4	1							79
Methodist .....	10	17	88	1	16							5	137
Roman Catholic .....			4	6									10
Baptist .....	4	6	8		17								35
Congregational .....						4	1			1	2		8
Lutheran .....	1	1	1				1					1	5
Evangelical Association .....							1	2				1	4
Hebrew .....									1				1
Salvation Army .....		1								2			3
Others .....	1										1		2
No Denomination .....	1	1	1		2							1	6
TOTAL GROOMS .....	64	85	128	7	42	5	3	2	1	3	8	4	352

Licenses, 349.

Banns, 3.

Marriages by Ages in the County of Oxford, 1911.

GROOMS.

BRIDES.	AGE.	15	20	25	30	35	40	45	50	55	60	65	70	Not stated	TOTAL
	15	2	32	10	4										
20	3	67	50	15	3	1	1								140
25		14	48	18	9	2	1	1							93
30		3	5	14	7	2									31
35				1	10	2		2							15
40					1	2		1		1					5
45					1	1		1	2	1	1		1		8
50								1	1						2
55										1			1		2
60													1		1
65													2		2
70															
Age not stated.		1	2				1	1							5
TOTALS		5	107	125	53	31	10	5	7	2	2		5		352

**Marriages by Denominations in the County of Parry Sound, 1911.**

GROOMS.	BRIDES.												TOTAL BRIDES.	
	Anglican.	Presbyterian.	Methodist.	Roman Catholic.	Baptist.	Congregational.	Lutheran.	Evangelical Association.	Hebrew.	Salvation Army.	Others.	No Denomination.		
Anglican .....	17	5	5		1		1					1		30
Presbyterian .....	3	41	4		1	1						4		54
Methodist.....	6	11	53		3		1			1				75
Roman Catholic .....		1		20										21
Baptist .....	1	1		1	6									9
Congregational .....														
Lutheran .....					1		1	1						3
Evangelical Association	1							1						2
Hebrew .....														
Salvation Army.....														
Others .....														
No Denomination .....														
<b>TOTAL GROOMS.....</b>	<b>28</b>	<b>59</b>	<b>62</b>	<b>21</b>	<b>12</b>	<b>1</b>	<b>3</b>	<b>2</b>		<b>1</b>	<b>5</b>			<b>194</b>

Licenses, 180.

Banns, 14.

**Marriages by Ages in the County of Parry Sound, 1911.**

GROOMS.

BRIDES.	AGE.	15	20	25	30	35	40	45	50	55	60	65	70	Not stated	TOTAL
	15 .....			30	15	2	1								
20 .....			38	39	10	7									94
25 .....			2	10	9	2		2							25
30 .....			2	2	9	2	1	1							17
35 .....					1	3	1								5
40 .....					1			1							2
45 .....									1			1			2
50 .....															
55 .....								1							1
60 .....															
65 .....															
70 .....															
Age not stated.															
<b>TOTALS.....</b>			<b>72</b>	<b>66</b>	<b>32</b>	<b>15</b>	<b>2</b>	<b>5</b>	<b>1</b>			<b>1</b>			<b>194</b>

Marriages by Denominations in the County of Peel, 1911.

GROOMS.	BRIDES.											TOTAL BRIDES.	
	Anglican.	Presbyterian.	Methodist.	Roman Catholic.	Baptist.	Congregational.	Lutheran.	Evangelical Association.	Hebrew.	Salvation Army.	Others.		No Denomination.
Anglican .....	17	3	3	1	.....	.....	.....	.....	.....	.....	.....	.....	24
Presbyterian .....	7	17	6	.....	2	.....	.....	.....	.....	.....	1	.....	33
Methodist.....	5	14	45	.....	.....	.....	.....	.....	.....	.....	.....	.....	64
Roman Catholic.....	.....	.....	.....	6	.....	.....	.....	.....	.....	.....	.....	.....	6
Baptist .....	.....	.....	1	.....	2	.....	.....	.....	.....	.....	.....	.....	3
Congregational .....	.....	.....	.....	.....	.....	1	.....	.....	.....	.....	.....	.....	1
Lutheran .....	.....	.....	.....	.....	.....	.....	.....	.....	.....	.....	.....	.....	.....
Evangelical Association .....	.....	.....	.....	.....	.....	.....	.....	.....	.....	.....	.....	.....	.....
Hebrew.....	.....	.....	.....	.....	.....	.....	.....	.....	.....	.....	.....	.....	.....
Salvation Army.....	.....	.....	.....	.....	.....	.....	.....	.....	.....	.....	.....	.....	.....
Others .....	.....	.....	.....	.....	.....	.....	.....	.....	.....	.....	.....	.....	.....
No Denomination .....	.....	.....	.....	1	.....	.....	.....	.....	.....	.....	.....	1	2
TOTAL GROOMS .....	29	34	55	8	4	1	.....	.....	.....	.....	1	1	133

Licenses, 128.

Banns, 5.

Marriages by Ages in the County of Peel, 1911.

GROOMS.

	BRIDES.													TOTAL.	
	AGE.	15	20	25	30	35	40	45	50	55	60	65	70		Not stated
15 .....	.....	8	1	.....	.....	1	.....	.....	.....	.....	.....	.....	.....	.....	10
20 .....	.....	21	15	12	.....	.....	.....	.....	.....	.....	.....	.....	.....	.....	48
25 .....	.....	5	31	7	2	3	.....	.....	.....	.....	.....	.....	.....	.....	48
30 .....	.....	.....	1	9	1	.....	.....	1	.....	.....	.....	.....	.....	.....	12
35 .....	.....	.....	.....	2	3	2	1	.....	.....	.....	.....	.....	.....	.....	8
40 .....	.....	.....	.....	.....	.....	.....	.....	1	.....	1	.....	.....	.....	.....	2
45 .....	.....	.....	.....	.....	.....	.....	.....	1	1	.....	.....	.....	.....	.....	2
50 .....	.....	.....	.....	.....	.....	.....	.....	.....	.....	.....	.....	.....	.....	.....	.....
55 .....	.....	.....	.....	.....	.....	.....	.....	.....	.....	1	.....	.....	.....	.....	1
60 .....	.....	.....	.....	.....	.....	.....	.....	.....	.....	.....	.....	.....	.....	.....	.....
65 .....	.....	.....	.....	.....	.....	.....	.....	.....	.....	.....	.....	.....	.....	.....	.....
70 .....	.....	.....	.....	.....	.....	.....	.....	.....	.....	.....	.....	1	.....	.....	1
Age not stated.....	.....	.....	1	.....	.....	.....	.....	.....	.....	.....	.....	.....	.....	.....	1
TOTALS.....	.....	34	49	30	7	5	1	3	1	2	1	.....	.....	.....	133

## Marriages by Denominations in the County of Perth, 1911.

GROOMS.	BRIDES.												TOTAL BRIDES.	
	Anglican.	Presbyterian.	Methodist.	Roman Catholic.	Baptist.	Congregational.	Lutheran.	Evangelical Association.	Hebrew.	Salvation Army.	Others.	No Denomination.		
Anglican .....	31	13	11	1	2	.....	4	.....	.....	.....	.....	.....	.....	62
Presbyterian.....	12	59	15	.....	2	4	2	1	.....	.....	.....	3	.....	98
Methodist.....	9	15	57	.....	4	1	.....	.....	.....	.....	.....	1	1	88
Roman Catholic.....	1	2	1	18	.....	1	.....	1	.....	.....	.....	.....	1	25
Baptist .....	1	1	2	1	3	.....	.....	.....	.....	.....	.....	.....	.....	8
Congregational .....	1	3	.....	.....	1	2	.....	1	.....	.....	.....	.....	.....	8
Lutheran .....	7	3	3	.....	.....	.....	35	2	.....	.....	.....	.....	4	54
Evangelical Association .....	.....	1	2	.....	1	.....	1	8	.....	.....	.....	.....	.....	13
Hebrew .....	.....	.....	.....	.....	.....	.....	.....	.....	1	.....	.....	.....	.....	1
Salvation Army.....	.....	.....	1	.....	.....	.....	.....	.....	.....	1	.....	.....	.....	2
Others .....	.....	.....	1	.....	.....	.....	1	.....	.....	.....	2	1	.....	5
No Denomination.....	.....	2	1	.....	.....	.....	1	.....	.....	.....	.....	1	.....	5
TOTAL GROOMS.....	62	99	95	20	13	8	44	13	1	1	6	7	.....	369

Licenses, 354.

Banns, 15.

## Marriages by Ages in the County of Perth, 1911.

## GROOMS.

BRIDES.	AGE.	15	20	25	30	35	40	45	50	55	60	65	70	Not stated.	TOTAL.
	15	2	29	8	2	2	.....	.....	.....	.....	.....	.....	.....	.....	.....
20	.....	67	59	11	4	.....	1	.....	.....	.....	.....	.....	.....	.....	142
25	.....	8	51	32	10	2	1	1	.....	.....	.....	.....	.....	.....	105
30	.....	1	12	16	4	5	1	1	.....	.....	.....	.....	.....	.....	40
35	.....	.....	.....	1	6	2	4	3	.....	.....	.....	.....	.....	.....	16
40	.....	.....	.....	.....	2	.....	3	1	2	.....	.....	.....	.....	.....	8
45	.....	.....	.....	1	.....	.....	1	1	1	.....	.....	.....	.....	.....	4
50	.....	.....	.....	.....	.....	.....	1	1	2	2	.....	.....	.....	.....	6
55	.....	.....	.....	.....	.....	.....	.....	.....	.....	.....	.....	.....	.....	.....	.....
60	.....	.....	.....	.....	.....	.....	.....	.....	.....	.....	.....	.....	1	.....	1
65	.....	.....	.....	.....	.....	.....	.....	.....	.....	.....	.....	.....	.....	.....	.....
70	.....	.....	.....	.....	.....	.....	.....	.....	.....	.....	.....	.....	.....	.....	.....
Age not stated.	.....	.....	3	.....	.....	.....	.....	.....	.....	.....	.....	.....	.....	1	4
TOTALS.	2	105	133	63	28	9	12	8	5	2	.....	1	1	.....	369



Marriages by Denominations in the County of Peterborough, 1911.

GROOMS.	BRIDES.													TOTAL BRIDES.
	Anglican.	Presbyterian.	Methodist.	Roman Catholic.	Baptist.	Congregational.	Lutheran.	Evangelical Association.	Hebrew.	Salvation Army.	Others.	No Denomination.		
Anglican .....	48	11	9	3	.....	.....	1	.....	.....	.....	1	1	74	
Presbyterian .....	10	46	29	1	1	.....	.....	.....	.....	.....	1	.....	88	
Methodist.....	13	18	79	1	7	.....	.....	.....	.....	1	2	2	123	
Roman Catholic .....	5	1	1	19	1	.....	.....	.....	.....	.....	.....	.....	27	
Baptist .....	1	1	5	.....	8	.....	2	.....	.....	.....	.....	.....	17	
Congregational .....	1	.....	.....	.....	.....	.....	.....	.....	.....	.....	.....	.....	1	
Lutheran .....	.....	.....	.....	.....	.....	.....	1	.....	.....	.....	.....	.....	1	
Evangelical Association	.....	.....	.....	.....	.....	.....	.....	.....	.....	.....	.....	.....	.....	
Hebrew .....	.....	.....	.....	.....	.....	.....	.....	.....	.....	.....	.....	.....	.....	
Salvation Army .....	.....	1	.....	.....	.....	.....	.....	.....	.....	2	.....	.....	3	
Others .....	.....	.....	2	.....	1	.....	.....	.....	.....	.....	2	.....	5	
No Denomination.....	2	.....	3	.....	.....	.....	.....	.....	.....	.....	.....	2	7	
TOTAL GROOMS.....	80	78	128	24	18	.....	4	.....	.....	3	6	5	346	

Licenses, 332.

Banns, 14.

Marriages by Ages in the County of Peterborough, 1911.

GROOMS.

BRIDES.	AGE.	15	20	25	30	35	40	45	50	55	60	65	70	Not stated	TOTAL
	15	4	37	12	1	.....	1	.....	.....	.....	.....	.....	.....	.....	.....
20	.....	57	37	32	7	1	1	.....	.....	.....	.....	.....	.....	.....	135
25	.....	14	43	22	13	1	1	1	.....	.....	.....	.....	.....	.....	95
30	.....	.....	7	14	8	5	2	.....	.....	.....	.....	.....	.....	.....	36
35	.....	.....	.....	2	2	4	.....	2	3	.....	.....	.....	.....	.....	13
40	.....	.....	.....	.....	.....	2	1	.....	.....	.....	.....	.....	.....	.....	3
45	.....	.....	.....	.....	.....	.....	.....	1	1	.....	1	1	.....	.....	4
50	.....	.....	.....	.....	.....	.....	.....	.....	.....	2	.....	1	.....	.....	3
55	.....	.....	.....	.....	.....	.....	.....	.....	.....	.....	.....	.....	.....	.....	.....
60	.....	.....	.....	.....	.....	.....	.....	.....	.....	.....	.....	.....	.....	.....	.....
65	.....	.....	.....	.....	.....	.....	.....	.....	.....	.....	.....	.....	.....	.....	.....
70	.....	.....	.....	.....	.....	.....	.....	.....	.....	.....	.....	.....	.....	.....	.....
Age not stated.	.....	.....	.....	2	.....	.....	.....	.....	.....	.....	.....	.....	.....	.....	2
TOTALS	4	108	103	71	34	9	7	5	2	1	2	.....	.....	.....	346

Marriages by Denominations in the Counties of Prescott and Russell, 1911.

GROOMS.	BRIDES.											TOTAL BRIDES.		
	Anglican.	Presbyterian.	Methodist.	Roman Catholic.	Baptist.	Congregational.	Lutheran.	Evangelical Association.	Hebrew.	Salvation Army.	Others.		No Denomination.	
Anglican .....	2	4												6
Presbyterian .....	2	23	2		1									28
Methodist.....	3	4	11	1	1									20
Roman Catholic .....	1	1		284										286
Baptist.....	1	3			1						1			6
Congregational .....														
Lutheran .....														
Evangelical Association														
Hebrew .....														
Salvation Army.....														
Others .....		1		1								2		4
No Denomination .....														
TOTAL GROOMS.....	9	36	13	286	3						3			350

Licenses, 117.

Banns, 233.

Marriages by Ages in the Counties of Prescott and Russell, 1911.

GROOMS.

BRIDES.	AGE.	15	20	25	30	35	40	45	50	55	60	65	70	Not stated	TOTAL
		15	5	51	26	1	1		1						1
	20	3	97	55	16	4								1	176
	25	1	4	21	9	2	2								39
	30			3	4	3	3				1				14
	35				3	4	1	1	1						10
	40				1		1	1	3		1				7
	45										1	1			2
	50														
	55														
	60									2			1		3
	65												1		1
	70														
	Age not stated.		2	3	1			1				1		4	12
	TOTALS	9	151	108	35	14	7	4	4	2	3	2	2	6	350

Marriages by Denominations in the County of Prince Edward, 1911.

GROOMS.	BRIDES.												TOTAL BRIDES.	
	Anglican.	Presbyterian.	Methodist.	Roman Catholic.	Baptist.	Congregational.	Lutheran.	Evangelical Association.	Hebrew.	Salvation Army.	Others.	No Denomination.		
Anglican.....	10	3	10	1	.....	.....	.....	.....	.....	.....	.....	.....	.....	24
Presbyterian .....	.....	5	2	.....	.....	.....	.....	.....	.....	.....	.....	.....	.....	7
Methodist.....	5	5	69	1	1	.....	.....	.....	.....	.....	.....	.....	.....	81
Roman Catholic.....	.....	.....	1	.....	.....	.....	.....	.....	.....	.....	.....	.....	.....	1
Baptist.....	.....	1	.....	.....	.....	.....	.....	.....	.....	.....	.....	.....	.....	1
Congregational.....	.....	.....	.....	.....	.....	.....	.....	.....	.....	.....	.....	.....	.....	.....
Lutheran.....	.....	.....	.....	.....	.....	.....	.....	.....	.....	.....	.....	.....	.....	.....
Evangelical Association.....	.....	.....	.....	.....	.....	.....	.....	.....	.....	.....	.....	.....	.....	.....
Hebrew.....	.....	.....	.....	.....	.....	.....	.....	.....	.....	.....	.....	.....	.....	.....
Salvation Army.....	.....	.....	.....	.....	.....	.....	.....	.....	.....	.....	.....	.....	.....	.....
Others.....	.....	.....	.....	.....	.....	.....	.....	.....	.....	.....	.....	1	.....	1
No Denomination.....	1	.....	.....	.....	.....	.....	.....	.....	.....	.....	.....	.....	.....	1
TOTAL GROOMS.....	16	14	82	2	1	.....	.....	.....	.....	.....	.....	1	.....	116

Licenses, 116.

Banns, .

Marriages by Ages in the County of Prince Edward, 1911.

GROOMS.

BRIDES.	AGE.	15	20	25	30	35	40	45	50	55	60	65	70	Not stated.	TOTAL.
	15	1	24	7	.....	.....	.....	.....	.....	.....	.....	.....	.....	.....	.....
20	1	18	11	5	2	1	2	.....	.....	.....	.....	.....	.....	.....	40
25	1	4	7	5	3	.....	2	1	.....	.....	.....	.....	.....	.....	23
30	.....	.....	2	1	1	2	.....	.....	.....	.....	.....	.....	.....	.....	6
35	.....	.....	.....	.....	.....	2	1	.....	1	.....	.....	.....	.....	.....	4
40	.....	.....	.....	.....	.....	.....	1	.....	2	.....	.....	.....	.....	.....	3
45	.....	.....	.....	.....	.....	.....	.....	.....	1	.....	.....	.....	.....	.....	1
50	.....	.....	.....	.....	.....	.....	.....	.....	1	.....	.....	.....	.....	.....	1
55	.....	.....	.....	.....	.....	.....	.....	1	.....	.....	.....	.....	1	.....	2
60	.....	.....	.....	.....	.....	.....	.....	.....	.....	.....	1	.....	.....	.....	1
65	.....	.....	.....	.....	.....	.....	.....	.....	.....	.....	.....	.....	.....	.....	.....
70	.....	.....	.....	.....	.....	.....	.....	.....	.....	.....	.....	.....	1	.....	1
Age not stated.	.....	2	.....	.....	.....	.....	.....	.....	.....	.....	.....	.....	.....	.....	2
TOTALS.	3	48	27	11	8	5	5	6	.....	1	.....	.....	2	.....	116



Marriages by Denominations in the County of Renfrew, 1911.

GROOMS.	BRIDES.													TOTAL BRIDES.
	Anglican.	Presbyterian.	Methodist.	Roman Catholic.	Baptist.	Congregational.	Lutheran.	Evangelical Association.	Hebrew.	Salvation Army.	Others.	No Denomination.		
Anglican .....	18	11	6	.....	2	.....	2	.....	.....	.....	.....	.....	.....	39
Presbyterian .....	7	57	12	.....	3	1	2	.....	.....	.....	1	.....	.....	83
Methodist .....	3	7	27	.....	1	.....	2	1	.....	.....	.....	.....	.....	41
Roman Catholic .....	1	.....	.....	88	.....	.....	1	.....	.....	.....	.....	.....	.....	90
Baptist .....	1	4	1	.....	5	.....	2	.....	.....	.....	.....	.....	.....	13
Congregational .....	.....	.....	.....	.....	.....	.....	.....	.....	.....	.....	.....	.....	.....	.....
Lutheran .....	1	2	5	.....	.....	.....	30	.....	.....	.....	.....	.....	.....	38
Evangelical Association .....	.....	.....	1	1	1	.....	1	8	.....	.....	.....	.....	.....	12
Hebrew .....	.....	.....	.....	.....	.....	.....	.....	.....	.....	.....	.....	.....	.....	.....
Salvation Army .....	.....	.....	.....	.....	.....	.....	.....	.....	.....	.....	.....	.....	.....	.....
Others .....	.....	.....	1	.....	.....	.....	.....	.....	.....	.....	.....	.....	.....	1
No Denomination .....	.....	.....	.....	.....	.....	.....	1	.....	.....	.....	.....	.....	.....	1
TOTAL GROOMS .....	31	81	53	89	12	1	40	9	.....	.....	1	.....	.....	318

Licenses, 259.

Banns, 59.

Marriages by Ages in the County of Renfrew, 1911.

GROOMS.

AGE.	BRIDES.												Not stated	TOTAL	
	15	20	25	30	35	40	45	50	55	60	65	70			
15 .....	.....	25	17	4	.....	.....	.....	1	.....	.....	.....	.....	.....	.....	47
20 .....	.....	53	58	18	6	1	.....	.....	.....	.....	.....	.....	.....	.....	136
25 .....	.....	11	33	15	5	3	1	.....	1	.....	.....	.....	.....	.....	69
30 .....	.....	.....	6	15	4	5	.....	1	.....	1	.....	.....	.....	.....	32
35 .....	.....	1	3	5	5	1	1	3	1	.....	.....	.....	.....	.....	20
40 .....	.....	.....	.....	1	1	1	1	1	.....	.....	.....	.....	.....	.....	5
45 .....	.....	.....	.....	.....	.....	.....	1	1	2	.....	.....	1	.....	.....	5
50 .....	.....	.....	.....	.....	.....	.....	.....	1	1	1	.....	.....	.....	.....	3
55 .....	.....	.....	.....	.....	.....	.....	.....	.....	.....	.....	.....	.....	.....	.....	.....
60 .....	.....	.....	.....	.....	.....	.....	.....	.....	.....	.....	.....	.....	.....	.....	.....
65 .....	.....	.....	.....	.....	.....	.....	.....	.....	.....	.....	.....	.....	.....	.....	.....
70 .....	.....	.....	.....	.....	.....	.....	.....	.....	.....	.....	.....	.....	.....	.....	.....
Age not stated .....	.....	.....	1	.....	.....	.....	.....	.....	.....	.....	.....	.....	.....	.....	1
TOTALS .....	90	118	58	21	11	4	8	5	2	.....	1	.....	.....	318	

Marriages by Denominations in the County of Simcoe, 1911.

GROOMS.	BRIDES.											TOTAL BRIDES.	
	Anglican.	Presbyterian.	Methodist.....	Roman Catholic.	Baptist.	Congregational.	Lutheran.	Evangelical Association.	Hebrew.	Salvation Army.	Others.		No Denomination.
Anglican .....	71	33	20	1	1	1	.....	.....	.....	.....	1	.....	128
Presbyterian.....	15	128	18	2	7	1	1	.....	.....	.....	1	1	174
Methodist.....	18	35	127	.....	6	.....	2	.....	.....	.....	2	.....	190
Roman Catholic .....	2	2	2	59	.....	.....	.....	.....	.....	.....	.....	.....	65
Baptist .....	3	5	8	1	18	.....	.....	.....	.....	.....	.....	.....	35
Congregational .....	3	2	2	.....	1	1	.....	.....	.....	.....	.....	.....	9
Lutheran .....	.....	.....	.....	.....	.....	.....	.....	.....	.....	.....	.....	.....	.....
Evangelical Association	.....	.....	.....	.....	.....	.....	.....	.....	.....	.....	.....	.....	.....
Hebrew .....	.....	.....	.....	.....	.....	.....	.....	.....	1	.....	.....	.....	1
Salvation Army.....	.....	.....	2	.....	.....	.....	.....	.....	.....	1	.....	.....	3
Others .....	.....	2	4	.....	2	.....	.....	.....	.....	.....	11	.....	19
No Denomination.....	2	2	1	.....	.....	.....	.....	.....	.....	.....	.....	6	11
<b>TOTAL GROOMS .....</b>	<b>114</b>	<b>209</b>	<b>184</b>	<b>63</b>	<b>35</b>	<b>3</b>	<b>3</b>	<b>.....</b>	<b>1</b>	<b>1</b>	<b>15</b>	<b>7</b>	<b>635</b>

Licenses, 588.

Banns, 47.

Marriages by Ages in the County of Simcoe, 1911.

GROOMS.

BRIDES.	AGE.	15	20	25	30	35	40	45	50	55	60	65	70	Not stated	TOTAL
	15	8	81	26	10	1	.....	.....	.....	.....	.....	.....	.....	.....	.....
20	2	105	128	36	6	4	1	.....	.....	.....	.....	.....	.....	.....	282
25	.....	13	66	35	15	7	1	1	1	.....	.....	.....	.....	.....	139
30	.....	2	9	13	12	3	1	.....	.....	.....	.....	.....	.....	.....	40
35	.....	.....	1	2	3	6	2	1	1	.....	.....	.....	.....	.....	16
40	.....	.....	.....	1	2	3	4	2	1	.....	1	.....	.....	.....	14
45	.....	.....	.....	.....	.....	1	2	2	1	1	.....	.....	.....	.....	7
50	.....	.....	.....	.....	.....	.....	.....	2	.....	1	.....	.....	.....	.....	3
55	.....	.....	.....	.....	.....	.....	.....	1	.....	2	.....	.....	.....	.....	3
60	.....	.....	.....	.....	.....	.....	.....	.....	.....	.....	1	.....	.....	.....	1
65	.....	.....	.....	.....	.....	.....	.....	.....	.....	.....	.....	.....	.....	.....	.....
70	.....	.....	.....	.....	.....	.....	.....	.....	.....	.....	.....	.....	.....	.....	.....
Age not stated.	.....	.....	1	.....	.....	1	1	1	.....	.....	.....	.....	.....	.....	4
<b>TOTALS</b>	<b>10</b>	<b>201</b>	<b>231</b>	<b>97</b>	<b>39</b>	<b>25</b>	<b>13</b>	<b>9</b>	<b>6</b>	<b>2</b>	<b>2</b>	<b>.....</b>	<b>.....</b>	<b>.....</b>	<b>635</b>

Marriages by Denominations in the Counties of Stormont, Dundas and Glengarry, 1911.

GROOMS.	BRIDES.											TOTAL BRIDES.	
	Anglican.	Presbyterian.	Methodist.	Roman Catholic.	Baptist.	Congregational.	Lutheran.	Evangelical Association.	Hebrew.	Salvation Army.	Others.		No Denomination.
Anglican.....	10	9	5	1	1	.....	.....	.....	.....	.....	.....	.....	26
Presbyterian.....	8	71	21	4	4	.....	4	.....	.....	.....	1	.....	113
Methodist.....	11	19	41	3	2	1	7	.....	.....	.....	.....	1	85
Roman Catholic.....	2	3	7	64	.....	.....	.....	.....	.....	1	.....	.....	77
Baptist.....	1	4	3	.....	4	.....	.....	.....	.....	.....	.....	.....	12
Congregational.....	.....	.....	1	.....	.....	1	.....	.....	.....	.....	.....	.....	2
Lutheran.....	2	4	.....	.....	.....	.....	1	.....	.....	.....	.....	.....	7
Evangelical Association.....	.....	.....	.....	.....	.....	.....	.....	.....	.....	.....	.....	.....	.....
Hebrew.....	.....	.....	.....	.....	.....	.....	.....	.....	.....	.....	.....	.....	.....
Salvation Army.....	.....	.....	.....	.....	.....	.....	.....	.....	.....	2	.....	.....	2
Others.....	.....	.....	.....	.....	1	.....	.....	.....	.....	.....	2	.....	3
No Denomination.....	1	1	.....	.....	.....	.....	.....	.....	.....	.....	.....	2	4
<b>TOTAL GROOMS.....</b>	<b>35</b>	<b>111</b>	<b>78</b>	<b>72</b>	<b>12</b>	<b>2</b>	<b>12</b>	.....	.....	<b>3</b>	<b>3</b>	<b>3</b>	<b>331</b>

Licenses, 307.

Banns, 24.

Marriages by Ages in the Counties of Stormont, Dundas and Glengarry, 1911.

GROOMS.

BRIDES.	AGE.	15	20	25	30	35	40	45	50	55	60	65	70	Not stated	TOTAL.
	15	4	47	9	2	1	.....	.....	.....	.....	.....	.....	.....	.....	.....
20	2	67	45	13	4	2	1	.....	.....	.....	.....	.....	.....	.....	134
25	.....	10	22	21	13	2	1	.....	.....	.....	.....	.....	.....	.....	69
30	.....	.....	3	6	11	5	.....	3	.....	.....	.....	.....	.....	.....	28
35	.....	.....	.....	4	.....	1	1	2	1	1	.....	.....	.....	.....	10
40	.....	.....	.....	.....	.....	.....	5	1	1	.....	.....	.....	.....	.....	7
45	.....	.....	.....	.....	.....	.....	.....	2	.....	2	.....	.....	1	.....	5
50	.....	.....	.....	.....	.....	.....	.....	.....	.....	.....	.....	.....	.....	.....	.....
55	.....	.....	.....	.....	.....	1	.....	.....	.....	.....	1	1	.....	.....	3
60	.....	.....	.....	.....	.....	.....	.....	.....	.....	1	.....	2	1	.....	4
65	.....	.....	.....	.....	.....	.....	.....	.....	.....	.....	.....	1	.....	.....	1
70	.....	.....	.....	.....	.....	.....	.....	.....	.....	.....	.....	.....	1	.....	1
Age not stated.	.....	1	.....	2	1	1	.....	.....	.....	.....	.....	.....	.....	1	6
<b>TOTALS.</b>	<b>6</b>	<b>125</b>	<b>79</b>	<b>48</b>	<b>31</b>	<b>16</b>	<b>6</b>	<b>6</b>	<b>4</b>	<b>2</b>	<b>4</b>	<b>3</b>	<b>1</b>	<b>.....</b>	<b>331</b>

Marriages by Denominations in the County of Sudbury, 1911.

GROOMS.	BRIDES.											TOTAL BRIDES.	
	Anglican.	Presbyterian.	Methodist.	Roman Catholic.	Baptist.	Congregational.	Lutheran.	Evangelical Association.	Hebrew.	Salvation Army.	Others.		No Denomination.
Anglican .....	13	5	3	2	1								24
Presbyterian .....	1	11	3	1	1								17
Methodist.....	1	4	8	1									14
Roman Catholic.....		3	1	38									42
Baptist .....	1	2											3
Congregational .....													
Lutheran .....	1	1			1		16						19
Evangelical Association .....													
Hebrew .....									1				1
Salvation Army.....													
Others .....													
No Denomination.....	1											1	2
TOTAL GROOMS.....	18	26	15	42	3		16		1			1	122

Licenses, 112.

Banns, 10.

Marriages by Ages in the County of Sudbury, 1911.

GROOMS.

BRIDES.	AGE.	15	20	25	30	35	40	45	50	55	60	65	70	Not stated	TOTAL.
	15			21	12	1		1							
20	1	22	19	5	3										50
25		6	9	7	2										24
30			1	2	1		1								5
35				1											1
40						1	1	2							4
45									1						1
50								1							1
55															
60															
65															
70															
Age not stated.				1											1
TOTALS.	1	49	42	16	7	2	4	1							122



Marriages by Denominations in the District of Thunder Bay, 1911.

GROOMS.	BRIDES.											TOTAL BRIDES.	
	Anglican.	Presbyterian.	Methodist.	Roman Catholic.	Baptist.	Congregational.	Lutheran	Evangelical Association.	Hebrew.	Salvation Army.	Others.		No Denomination.
Anglican .....	60	11	7	3	2	1	2			1			87
Presbyterian .....	9	56	6	5	2						1	1	80
Methodist .....	4	9	13	1		2							29
Roman Catholic .....		5	4	66									75
Baptist .....	5	6	1		5						2		19
Congregational .....	3	1	3										7
Lutheran .....	1	1		1	1		65						69
Evangelical Association .....			1										1
Hebrew .....													
Salvation Army .....										2			2
Others .....	3									35			38
No Denomination .....							1					4	5
TOTAL GROOMS .....	85	89	35	76	10	3	68			38	3	5	412

Licenses, 368.

Banns, 44.

Marriages by Ages in the District of Thunder Bay, 1911.

GROOMS.

BRIDES.	AGE.	15	20	25	30	35	40	45	50	55	60	65	70	Not stated	TOTAL
	15	1	56	30	8	1									
20	3	75	66	19	4	2									169
25		14	44	20	8	4									90
30		2	8	11	12	3									36
35			1	1	3	2		1							8
40					1		3	2	1						7
45						1	1								2
50					1					1					2
55															
60															
65															
70															
Age not stated.			2												2
TOTALS	4	147	151	59	30	12	4	3	1	1					412

**Marriages by Denominations in the County of Victoria, 1911.**

GROOMS.	BRIDES.											TOTAL BRIDES.	
	Anglican.	Presbyterian.	Methodist.	Roman Catholic.	Baptist.	Congregational.	Lutheran.	Evangelical Association.	Hebrew.	Salvation Army.	Others.		No Denomination.
Anglican .....	14	10	10	.....	.....	.....	.....	.....	.....	.....	.....	1	35
Presbyterian .....	3	34	16	1	1	.....	.....	.....	.....	.....	.....	.....	55
Methodist.....	12	10	52	1	5	.....	.....	.....	.....	.....	.....	.....	80
Roman Catholic .....	1	1	1	11	.....	.....	.....	.....	.....	.....	.....	.....	14
Baptist .....	3	.....	1	.....	3	.....	.....	.....	.....	.....	.....	.....	7
Congregational .....	.....	.....	.....	.....	.....	.....	.....	.....	.....	.....	.....	.....	.....
Lutheran .....	.....	.....	.....	.....	.....	.....	.....	.....	.....	.....	.....	.....	.....
Evangelical Association	1	.....	.....	.....	.....	.....	.....	.....	.....	.....	.....	.....	1
Hebrew .....	.....	.....	.....	.....	.....	.....	.....	.....	.....	.....	.....	.....	.....
Salvation Army.....	.....	.....	.....	.....	.....	.....	.....	.....	.....	1	.....	.....	1
Others .....	.....	.....	.....	.....	.....	.....	.....	.....	.....	.....	.....	.....	.....
No Denomination .....	1	.....	4	.....	.....	.....	.....	.....	.....	.....	.....	1	6
<b>TOTAL GROOMS.....</b>	<b>35</b>	<b>55</b>	<b>84</b>	<b>13</b>	<b>9</b>	.....	.....	.....	.....	<b>1</b>	.....	<b>2</b>	<b>199</b>

Licenses, 191.

Banns, 8.

**Marriages by Ages in the County of Victoria, 1911.**

GROOMS.

BRIDES.	AGE.	15	20	25	30	35	40	45	50	55	60	65	70	Not stated	TOTAL
	15	3	24	5	1	1	.....	1	.....	.....	.....	.....	.....	.....	.....
20	.....	25	28	7	2	.....	.....	.....	.....	.....	.....	.....	.....	.....	62
25	.....	6	25	22	7	1	1	.....	.....	.....	.....	.....	.....	.....	62
30	.....	.....	3	7	5	3	1	1	.....	.....	.....	.....	.....	.....	20
35	.....	.....	.....	1	1	3	1	1	.....	.....	.....	.....	.....	.....	7
40	.....	.....	.....	.....	1	.....	1	.....	.....	.....	.....	.....	.....	.....	2
45	.....	.....	.....	.....	.....	.....	.....	1	.....	1	.....	.....	.....	.....	2
50	.....	.....	.....	.....	.....	.....	.....	1	1	.....	.....	1	.....	.....	3
55	.....	.....	.....	.....	.....	.....	.....	.....	.....	.....	.....	1	.....	.....	1
60	.....	.....	.....	.....	.....	.....	.....	.....	.....	.....	2	.....	.....	.....	2
65	.....	.....	.....	.....	.....	.....	.....	.....	.....	.....	.....	.....	.....	.....	.....
70	.....	.....	.....	.....	.....	.....	.....	.....	.....	.....	.....	.....	.....	.....	.....
Age not stated	.....	.....	2	.....	.....	.....	.....	.....	.....	.....	.....	.....	1	.....	3
<b>TOTALS</b>	<b>3</b>	<b>55</b>	<b>63</b>	<b>38</b>	<b>17</b>	<b>7</b>	<b>7</b>	<b>3</b>	<b>1</b>	<b>2</b>	<b>2</b>	<b>1</b>	.....	<b>199</b>	

Marriages by Denominations in the County of Waterloo, 1911.

GROOMS.	BRIDES.												TOTAL BRIDES.
	Anglican.	Presbyterian.	Methodist.	Roman Catholic.	Baptist.	Congregational.	Lutheran.	Evangelical Association.	Hebrew.	Salvation Army.	Others.	No Denomination.	
Anglican ... ..	43	12	11	2	1	.....	2	.....	.....	.....	2	.....	73
Presbyterian .....	10	60	9	1	4	.....	3	.....	.....	.....	3	.....	90
Methodist .....	6	10	40	1	3	.....	5	3	.....	.....	2	.....	70
Roman Catholic .....	1	1	1	41	.....	.....	3	1	.....	.....	.....	.....	48
Baptist .....	3	3	4	.....	9	.....	1	1	.....	.....	1	.....	22
Congregational .....	.....	.....	.....	.....	1	1	.....	.....	.....	.....	1	.....	3
Lutheran .....	7	10	7	3	2	2	71	.....	.....	.....	4	2	108
Evangelical Association	1	2	4	.....	1	.....	6	17	.....	.....	.....	.....	31
Hebrew .....	.....	.....	.....	.....	.....	.....	.....	.....	2	.....	.....	.....	2
Salvation Army.....	.....	.....	.....	.....	.....	.....	.....	.....	.....	2	.....	.....	2
Others .....	.....	1	.....	.....	2	1	3	2	.....	.....	20	.....	29
No Denomination .....	.....	2	.....	.....	1	.....	.....	.....	.....	.....	.....	5	8
TOTAL GROOMS .....	71	101	76	48	24	4	94	24	2	2	33	7	486

Licenses, 430.

Banns, 56.

Marriages by Ages in the County of Waterloo, 1911.

GROOMS.

BRIDES.	AGE.	15	20	25	30	35	40	45	50	55	60	65	70	Not stated	TOTAL
	15	10	43	19	2	1	.....	.....	.....	.....	.....	.....	.....	.....	.....
20	3	111	79	16	5	2	.....	.....	.....	.....	.....	.....	.....	.....	216
25	.....	12	66	24	4	3	.....	.....	.....	.....	.....	.....	.....	.....	109
30	.....	2	10	17	4	5	3	.....	1	.....	.....	.....	.....	.....	42
35	.....	.....	2	4	2	4	3	.....	.....	1	.....	.....	.....	.....	16
40	.....	.....	1	.....	3	3	1	2	1	.....	.....	.....	.....	.....	11
45	.....	.....	.....	1	.....	1	.....	2	.....	.....	.....	.....	.....	.....	4
50	.....	.....	.....	.....	.....	.....	.....	.....	4	.....	1	.....	.....	.....	5
55	.....	.....	.....	.....	.....	.....	1	.....	1	1	2	.....	.....	.....	5
60	.....	.....	.....	.....	.....	.....	.....	.....	.....	.....	.....	.....	.....	.....	.....
65	.....	.....	.....	.....	.....	.....	.....	.....	.....	.....	.....	.....	.....	.....	.....
70	.....	.....	.....	.....	.....	.....	.....	.....	.....	.....	.....	.....	.....	.....	.....
Age not stated.	.....	.....	.....	1	1	.....	1	.....	.....	.....	.....	.....	.....	.....	3
TOTALS	13	168	177	65	20	18	9	4	7	2	3	.....	.....	.....	486

**Marriages by Denominations in the County of Welland, 1911.**

GROOMS.	BRIDES.											TOTAL BRIDES.	
	Anglican.	Presbyterian.	Methodist.	Roman Catholic.	Baptist.	Congregational.	Lutheran.	Evangelical Association.	Hebrew.	Salvation Army.	Others.		No Denomination.
Anglican.....	113	26	28	34	17	4	11	2	1	.....	8	.....	244
Presbyterian .....	19	81	40	20	15	.....	12	.....	.....	.....	15	2	204
Methodist .....	29	43	188	33	23	5	16	1	.....	.....	19	1	358
Roman Catholic .....	24	25	30	141	16	4	20	1	1	.....	24	2	288
Baptist .....	6	26	26	18	56	2	5	.....	1	.....	3	.....	143
Congregational .....	2	1	5	1	2	6	1	.....	.....	.....	1	.....	19
Lutheran .....	14	10	16	19	5	2	41	.....	.....	.....	7	.....	114
Evangelical Association .....	.....	.....	2	1	2	2	3	4	.....	.....	1	.....	15
Hebrew .....	3	.....	.....	.....	.....	.....	1	.....	3	.....	.....	.....	7
Salvation Army.....	.....	.....	.....	.....	.....	.....	.....	.....	.....	.....	1	.....	1
Others .....	9	14	13	13	8	.....	1	4	.....	.....	59	.....	121
No Denomination .....	.....	.....	2	2	2	.....	1	.....	.....	.....	3	.....	10
TOTAL GROOMS .....	219	226	350	282	146	25	112	12	6	.....	138	8	1524

Licenses, 1508.

Banns, 16.

**Marriages by Ages in the County of Welland, 1911.**

GROOMS.

BRIDES.	AGE.	15	20	25	30	35	40	45	50	55	60	65	70	Not stated	TOTAL
	15	37	277	47	12	3	2	.....	1	2	.....	1	.....	.....	.....
20	3	314	163	58	17	3	1	3	1	.....	.....	.....	.....	.....	563
25	1	43	104	72	26	14	5	.....	1	.....	.....	.....	.....	.....	266
30	1	4	24	47	24	11	4	3	.....	1	1	.....	.....	.....	120
35	.....	3	5	12	19	16	12	6	2	1	.....	.....	.....	.....	76
40	.....	.....	1	10	10	12	4	6	2	1	.....	1	.....	.....	47
45	.....	.....	.....	1	3	5	14	6	7	6	1	.....	.....	.....	43
50	.....	.....	1	.....	.....	3	.....	8	5	3	.....	.....	.....	.....	20
55	.....	.....	.....	.....	.....	.....	1	.....	1	2	.....	.....	.....	.....	4
60	.....	.....	.....	.....	.....	.....	.....	.....	.....	.....	1	.....	.....	.....	1
65	.....	.....	.....	.....	.....	.....	.....	.....	.....	.....	1	1	.....	.....	2
70	.....	.....	.....	.....	.....	.....	.....	.....	.....	.....	.....	.....	.....	.....	.....
Age not stated.	.....	.....	.....	.....	.....	.....	.....	.....	.....	.....	.....	.....	.....	.....	.....
TOTALS	42	641	345	212	102	66	41	33	21	14	5	2	.....	.....	1524

Marriages by Denominations in the County of Wellington, 1911.

GROOMS.	BRIDES.												TOTAL BRIDES.
	Anglican.	Presbyterian.	Methodist.	Roman Catholic.	Baptist.	Congregational.	Lutheran.	Evangelical Association.	Hebrew.	Salvation Army.	Others.	No Denomination.	
Anglican .....	39	7	9	1	.....	.....	1	.....	.....	.....	2	.....	59
Presbyterian .....	15	79	15	1	6	4	.....	.....	.....	.....	3	1	124
Methodist .....	11	24	80	1	5	.....	2	.....	.....	.....	3	.....	126
Roman Catholic .....	.....	2	1	22	1	.....	.....	.....	.....	.....	.....	.....	26
Baptist .....	.....	2	2	1	7	.....	.....	.....	.....	.....	.....	1	13
Congregational .....	.....	1	3	.....	.....	2	.....	.....	.....	.....	.....	.....	6
Lutheran .....	.....	.....	.....	.....	.....	.....	3	.....	.....	.....	.....	.....	3
Evangelical Association .....	.....	1	1	.....	.....	.....	.....	1	.....	.....	.....	.....	3
Hebrew .....	.....	.....	.....	.....	.....	.....	.....	.....	.....	.....	.....	.....	.....
Salvation Army.....	.....	.....	.....	.....	.....	.....	.....	.....	.....	2	.....	.....	2
Others .....	1	3	3	.....	.....	.....	.....	.....	.....	.....	6	.....	13
No Denomination ....	1	1	.....	.....	1	.....	.....	.....	.....	.....	.....	.....	.....
TOTAL GROOMS .....	67	120	114	26	20	6	6	1	.....	2	14	2	378

Licenses, 358.

Banns, 20.

Marriages by Ages in the County of Wellington, 1911.

GROOMS.

BRIDES.	AGE.	15	20	25	30	35	40	45	50	55	60	65	70	Not stated	TOTAL <sup>1</sup>
	15	17	16	10	2	.....	1	.....	1	.....	.....	.....	.....	.....	.....
20	40	64	32	7	2	1	1	.....	.....	.....	.....	.....	.....	.....	147
25	1	34	37	19	3	2	.....	.....	.....	.....	.....	.....	.....	.....	96
30	.....	1	6	17	7	2	6	.....	.....	.....	.....	.....	.....	.....	39
35	.....	.....	.....	3	7	1	4	1	.....	.....	.....	.....	.....	.....	16
40	.....	.....	.....	1	3	6	3	.....	.....	.....	.....	.....	.....	.....	13
45	.....	.....	.....	.....	.....	1	2	1	1	1	1	1	.....	.....	8
50	.....	.....	.....	.....	.....	.....	.....	3	.....	.....	.....	1	.....	.....	4
55	.....	.....	.....	.....	.....	.....	.....	.....	.....	.....	2	.....	.....	.....	2
60	.....	.....	.....	.....	.....	.....	.....	.....	.....	.....	.....	.....	.....	.....	.....
65	.....	.....	.....	.....	.....	.....	.....	.....	.....	.....	.....	.....	.....	.....	.....
70	.....	.....	.....	.....	.....	.....	.....	.....	.....	.....	.....	.....	.....	.....	.....
Age not stated.	.....	2	1	.....	.....	1	1	.....	.....	.....	.....	.....	1	.....	6
TOTALS	58	117	86	49	22	15	17	6	1	1	4	2	.....	.....	378

**Marriages by Denominations in the County of Wentworth, 1911.**

GROOMS.	BRIDES.											TOTAL BRIDES.	
	Anglican.	Presbyterian.	Methodist.	Roman Catholic.	Baptist.	Congregational.	Lutheran.	Evangelical Association.	Hebrew.	Salvation Army.	Others.		No Denomination.
Anglican.....	218	38	44	11	11	3	4	.....	.....	.....	5	1	335
Presbyterian.....	43	141	41	4	7	4	2	1	.....	.....	4	.....	247
Methodist.....	40	45	200	5	16	4	.....	.....	.....	.....	4	3	317
Roman Catholic.....	16	7	5	123	4	1	3	.....	.....	.....	3	.....	162
Baptist.....	15	14	10	4	50	.....	.....	.....	.....	1	2	1	97
Congregational.....	3	1	.....	.....	1	2	.....	.....	.....	.....	.....	.....	7
Lutheran.....	3	2	4	1	.....	.....	7	.....	.....	.....	.....	.....	17
Evangelical Association.....	.....	1	.....	.....	.....	.....	.....	2	.....	.....	.....	.....	3
Hebrew.....	1	.....	.....	.....	.....	.....	.....	.....	16	.....	.....	.....	17
Salvation Army.....	.....	.....	1	.....	.....	.....	.....	.....	6	.....	.....	.....	7
Others.....	8	2	5	2	2	.....	1	.....	.....	.....	27	.....	47
No Denomination.....	5	.....	3	1	3	.....	.....	.....	.....	.....	.....	3	15
<b>TOTAL GROOMS.....</b>	<b>352</b>	<b>251</b>	<b>313</b>	<b>151</b>	<b>94</b>	<b>14</b>	<b>17</b>	<b>3</b>	<b>16</b>	<b>7</b>	<b>45</b>	<b>8</b>	<b>1271</b>

Licenses, 1,195.

Banns, 76.

**Marriages by Ages in the County of Wentworth, 1911.**

GROOMS.

BRIDES.	AGE.	15	20	25	30	35	40	45	50	55	60	65	70	Not stated	TOTAL
	15	27	131	37	6	4	1	.....	.....	.....	.....	.....	.....	.....	.....
20	9	282	189	39	20	5	1	.....	.....	.....	.....	.....	.....	.....	546
25	.....	44	169	55	26	8	1	1	.....	.....	.....	.....	.....	.....	304
30	.....	2	32	44	16	11	5	1	.....	.....	.....	.....	.....	.....	111
35	.....	1	7	4	14	12	2	3	2	1	.....	.....	.....	.....	46
40	.....	.....	3	.....	2	7	7	4	.....	1	.....	.....	.....	.....	24
45	.....	.....	.....	.....	1	2	3	.....	3	.....	1	.....	.....	.....	10
50	.....	.....	1	.....	.....	.....	.....	3	1	2	.....	.....	.....	.....	7
55	.....	.....	.....	.....	.....	.....	.....	.....	.....	2	.....	.....	.....	.....	2
60	.....	.....	1	.....	.....	.....	.....	1	.....	.....	2	1	.....	.....	5
65	.....	.....	.....	.....	.....	.....	.....	.....	.....	.....	.....	.....	.....	.....	.....
70	.....	.....	.....	.....	.....	.....	.....	.....	.....	.....	.....	.....	.....	.....	.....
Age not stated.	.....	3	2	1	1	.....	.....	.....	.....	.....	1	.....	.....	2	10
<b>TOTALS</b>	<b>36</b>	<b>464</b>	<b>441</b>	<b>149</b>	<b>84</b>	<b>46</b>	<b>19</b>	<b>13</b>	<b>6</b>	<b>7</b>	<b>3</b>	<b>1</b>	<b>2</b>	<b>1271</b>	

Marriages by Denominations in the County of York, 1911.

GROOMS.	BRIDES.											TOTAL BRIDES.	
	Anglican.	Presbyterian.	Methodist.	Roman Catholic.	Baptist.	Congregational.	Lutheran.	Evangelical Association.	Hebrew.	Salvation Army.	Others.		No Denomination.
Angl can.....	1,267	232	174	32	53	10	8	1	.....	1	16	3	1,797
Presbyterian .....	182	810	145	18	37	10	6	1	.....	1	15	1	1,226
Methodist.....	177	179	802	12	42	15	5	2	1	4	15	7	1,261
Roman Catholic.....	48	30	30	304	8	.....	2	.....	1	.....	3	2	428
Baptist .....	64	50	56	4	149	6	1	.....	.....	.....	7	2	339
Congregational .....	12	9	16	1	2	42	.....	.....	.....	.....	1	.....	83
Lutheran .....	8	6	6	4	2	.....	29	.....	.....	.....	.....	.....	55
Evangelical Association .....	.....	.....	2	.....	.....	.....	.....	2	.....	.....	.....	.....	4
Hebrew .....	1	.....	.....	.....	.....	.....	.....	.....	159	.....	.....	.....	160
Salvation Army.....	2	.....	3	.....	.....	.....	.....	.....	.....	30	.....	.....	35
Others .....	15	8	22	5	2	2	1	1	.....	.....	96	1	153
No Denomination .....	13	2	12	3	4	3	2	.....	1	.....	2	21	63
<b>TOTAL GROOMS .....</b>	<b>1,789</b>	<b>1,326</b>	<b>1,268</b>	<b>383</b>	<b>299</b>	<b>88</b>	<b>54</b>	<b>7</b>	<b>162</b>	<b>36</b>	<b>155</b>	<b>37</b>	<b>5,604</b>

Licenses, 5,279.

Banns, 325.

Marriages by Ages in the County of York, 1911.

GROOMS.

BRIDES.	AGE.	15	20	25	30	35	40	45	50	55	60	65	70	Not stated	TOTAL
	15	56	480	163	31	7	3	1	.....	.....	.....	.....	.....	.....	.....
20	19	1,136	939	188	41	14	4	3	.....	.....	.....	.....	.....	.....	2,344
25	2	211	821	313	121	29	9	2	2	1	.....	1	.....	.....	1,512
30	.....	29	122	201	92	30	18	10	6	2	.....	.....	.....	.....	510
35	.....	3	24	38	69	36	24	13	6	4	3	.....	.....	.....	220
40	.....	1	4	12	22	30	22	12	7	1	1	.....	.....	.....	112
45	.....	.....	.....	5	2	6	8	13	10	6	5	.....	.....	.....	55
50	.....	.....	.....	1	1	2	3	11	4	4	4	1	.....	.....	31
55	.....	.....	.....	.....	.....	.....	.....	3	1	8	2	1	.....	.....	15
60	.....	.....	.....	.....	.....	.....	.....	.....	.....	.....	3	2	2	.....	7
65	.....	.....	.....	.....	.....	.....	.....	.....	.....	.....	1	1	4	.....	6
70	.....	.....	.....	.....	.....	.....	.....	.....	.....	.....	1	1	2	.....	4
Age not stated.	13	20	7	.....	.....	.....	.....	2	2	1	.....	.....	.....	2	47
<b>TOTALS</b>	<b>90</b>	<b>1,880</b>	<b>2,080</b>	<b>789</b>	<b>355</b>	<b>150</b>	<b>94</b>	<b>67</b>	<b>44</b>	<b>25</b>	<b>18</b>	<b>10</b>	<b>2</b>	<b>.....</b>	<b>5,604</b>

Marriages by Denominations in the Cities of Ontario, 1911.

GROOMS.	BRIDES.											TOTAL BRIDES.	
	Anglican.	Presbyterian.	Methodist	Roman Catholic.	Baptist.	Congregational.	Lutheran.	Evangelical Association.	Hebrew.	Salvation Army.	Others.		No Denomination.
Anglican .....	2,104	420	367	113	105	29	41	3	3	3	35	9	3,232
Presbyterian .....	339	1,432	324	72	98	28	43	4	3	2	41	14	2,400
Methodist.....	385	406	2,085	102	179	54	88	4	3	5	73	18	3,402
Roman Catholic .....	136	105	140	1,168	48	9	50	2	1	.....	41	16	1,716
Baptist .....	129	129	181	43	457	15	25	1	.....	.....	25	8	1,013
Congregational .....	33	25	39	5	15	81	5	1	1	1	4	.....	210
Lutheran .....	44	36	73	52	29	5	236	2	1	.....	10	4	492
Evangelical Association .....	.....	5	7	1	4	1	3	17	.....	.....	4	.....	42
Hebrew .....	2	1	3	1	.....	.....	.....	.....	216	1	.....	.....	224
Salvation Army.....	3	2	9	.....	.....	.....	.....	.....	3	56	.....	.....	73
Others .....	40	32	90	34	20	5	11	4	1	.....	258	7	505
No Denomination .....	37	12	30	18	14	6	6	.....	2	1	5	75	206
TOTAL GROOMS.....	3,252	2,605	3,348	1,609	969	233	508	38	234	69	406	151	13,512

Licenses, 12,835.

Banns, 677.

Marriages by Ages in the Cities of Ontario, 1911.

GROOMS.

BRIDES.	AGE.	15	20	25	30	35	40	45	50	55	60	65	70	Not stated	TOTAL
	15	234	1,632	445	85	33	8	1	1	1	1	.....	.....	.....	.....
20	92	2,712	1,946	463	125	27	10	8	.....	2	1	.....	1	.....	5,397
25	3	423	1,603	667	294	87	28	7	5	2	.....	2	.....	.....	3,121
30	28	133	326	357	191	89	39	24	2	3	1	.....	.....	.....	1,193
35	.....	13	65	97	171	107	76	44	10	8	3	.....	.....	.....	594
40	.....	2	12	30	44	89	64	41	17	6	4	2	.....	.....	311
45	.....	.....	2	10	13	24	45	30	29	11	11	.....	.....	.....	175
50	.....	.....	1	1	2	6	8	31	19	15	14	4	.....	.....	101
55	.....	.....	.....	.....	.....	1	3	4	13	11	5	.....	.....	.....	37
60	.....	.....	1	.....	.....	1	.....	2	1	9	5	8	.....	.....	27
65	.....	.....	.....	.....	.....	.....	.....	.....	1	3	4	7	.....	.....	15
70	.....	.....	.....	.....	.....	.....	.....	.....	.....	1	1	4	.....	.....	6
Age not stated.	13	32	26	7	3	2	.....	1	1	1	.....	1	7	.....	94
TOTALS	370	4,947	4,427	1,717	876	451	274	193	99	73	49	28	8	.....	13,512



Marriages by Denominations in the City of Belleville, 1911.

GROOMS.	BRIDES.													
	Anglican.	Presbyterian.	Methodist.	Roman Catholic.	Baptist.	Congregational.	Lutheran.	Evangelical Association.	Hebrew.	Salvation Army.	Others.	No Denomination.	TOTAL BRIDES.	
Anglican .....	21	8	7											36
Presbyterian .....		16	2											18
Methodist.....	4	3	41	1	1									50
Roman Catholic .....		1	2	7								1		11
Baptist .....	1		1	1										3
Congregational .....														
Lutheran .....														
Evangelical Association														
Hebrew .....														
Salvation Army.....	1									3				4
Others .....														
No Denomination ...			1											1
TOTAL GROOMS .....	27	28	54	9	1					3		1		123

Licenses, 118.

Banns, 5.

Marriages by Ages in the City of Belleville, 1911.

GROOMS.

BRIDES.	AGE.	15	20	25	30	35	40	45	50	55	60	65	70	Not stated	TOTAL
	15	1	11	8											
20		23	20	6	1	1									51
25		4	17	1	2	1									25
30			2	3	2	2	3								12
35		1	1			3	1								6
40						1		1							2
45								1	1	1					3
50										1	1				2
55															
60															
65															
70															
Age not stated.			1							1					2
TOTALS	1	39	49	10	9	5	5	1	3	1					123

Marriages by Denominations in the City of Brantford, 1911.

GROOMS.	BRIDES.												TOTAL BRIDES.		
	Anglican.	Presbyterian.	Methodist.	Roman Catholic.	Baptist.	Congregational.	Lutheran.	Evangelical Association.	Hebrew.	Salvation Army.	Others.	No Denomination.			
Anglican .....	44	7	6	1	2	1									61
Presbyterian .....	3	23	7	1	7	1									42
Methodist.....	5	9	60		5	1				1					81
Roman Catholic .....	1			25	1										27
Baptist .....	3	4	8		28										43
Congregational .....		1	2			6									9
Lutheran.....	2						2								4
Evangelical Association .....															
Hebrew .....															
Salvation Army.....															
Others .....			1		1							3			5
No Denomination .....	3			1	3										7
<b>TOTAL GROOMS ....</b>	<b>61</b>	<b>44</b>	<b>84</b>	<b>28</b>	<b>47</b>	<b>9</b>	<b>2</b>			<b>1</b>	<b>3</b>			<b>279</b>	

Licenses, 264.

Banns, 15.

Marriages by Ages in the City of Brantford, 1911:

GROOMS.

BRIDES.	AGE.	15	20	25	30	35	40	45	50	55	60	65	70	Not stated	TOTAL
	15	7	32	17	2		1								
20		52	40	8	3	2									105
25		8	36	16	4	2									66
30		1	6	9	2		1	2							21
35		1	1	1	1		1								5
40						3	1	1							5
45								1		1		1			3
50									1				1		2
55									1	1	2				4
60													1		1
65															
70															
Age not stated.		2	3	2					1						8
<b>TOTALS</b>	<b>7</b>	<b>96</b>	<b>103</b>	<b>38</b>	<b>13</b>	<b>6</b>	<b>4</b>	<b>5</b>	<b>2</b>	<b>2</b>	<b>1</b>	<b>2</b>	<b>.....</b>	<b>279</b>	

Marriages by Denominations in the City of Chatham, 1911.

GROOMS.	BRIDES.											TOTAL BRIDES.	
	Anglican.	Presbyterian.	Methodist.	Roman Catholic.	Baptist.	Congregational.	Lutheran.	Evangelical Association.	Hebrew.	Salvation Army.	Others.		No Denomination.
Anglican .....	16	3	4	.....	.....	.....	1	.....	.....	.....	.....	.....	24
Presbyterian .....	3	20	4	1	1	.....	.....	.....	.....	.....	.....	.....	29
Methodist.....	2	5	39	2	7	.....	.....	.....	.....	.....	1	.....	56
Roman Catholic .....	1	1	4	33	.....	.....	.....	.....	.....	.....	1	1	41
Baptist .....	4	1	7	1	18	.....	.....	.....	.....	.....	1	.....	32
Congregational .....	.....	.....	.....	.....	.....	.....	.....	.....	.....	.....	.....	.....	.....
Lutheran .....	.....	.....	.....	.....	1	.....	.....	.....	.....	.....	.....	.....	1
Evangelical Association	.....	.....	.....	.....	.....	.....	.....	.....	.....	.....	.....	.....	.....
Hebrew .....	.....	.....	.....	.....	.....	.....	.....	.....	.....	.....	.....	.....	.....
Salvation Army.....	.....	.....	1	.....	.....	.....	.....	.....	.....	3	.....	.....	4
Others .....	.....	.....	2	1	.....	.....	.....	.....	.....	.....	3	.....	6
No Denomination .....	.....	.....	2	.....	1	.....	.....	.....	.....	.....	.....	.....	3
TOTAL GROOMS .....	26	30	63	38	28	.....	1	.....	.....	3	6	1	196

Licenses, 177.

Banns, 19.

Marriages by Ages in the City of Chatham, 1911.

GROOMS.

BRIDES.	AGE.	15	20	25	30	35	40	45	50	55	60	65	70	Not stated	TOTAL
	15	4	32	6	2	1	.....	.....	.....	.....	.....	.....	.....	.....	.....
20	.....	46	31	11	3	.....	.....	.....	.....	.....	.....	.....	.....	.....	91
25	.....	6	8	11	9	1	1	1	.....	1	.....	.....	.....	.....	38
30	.....	.....	3	4	.....	1	.....	.....	.....	.....	.....	.....	.....	.....	8
35	.....	.....	.....	2	1	2	2	.....	1	.....	.....	.....	.....	.....	8
40	.....	.....	.....	1	.....	.....	1	.....	.....	.....	.....	.....	.....	.....	2
45	.....	.....	.....	.....	.....	.....	.....	.....	1	.....	.....	.....	.....	.....	1
50	.....	.....	.....	.....	.....	.....	.....	.....	.....	.....	1	.....	.....	.....	1
55	.....	.....	.....	.....	.....	.....	.....	.....	.....	.....	.....	.....	.....	.....	.....
60	.....	.....	.....	.....	.....	.....	.....	.....	.....	.....	.....	.....	.....	.....	.....
65	.....	.....	.....	.....	.....	.....	.....	.....	.....	.....	.....	.....	1	.....	1
70	.....	.....	.....	.....	.....	.....	.....	.....	.....	.....	.....	.....	.....	.....	.....
Age not stated.	.....	1	.....	.....	.....	.....	.....	.....	.....	.....	.....	.....	.....	.....	1
TOTALS	4	85	48	31	14	4	4	1	2	1	1	1	.....	.....	196

Marriages by Denominations in the City of Fort William, 1911.

GROOMS.	BRIDES.												TOTAL BRIDES.
	Anglican.	Presbyterian.	Methodist.	Roman Catholic.	Baptist.	Congregational.	Lutheran.	Evangelical Association.	Hebrew.	Salvation Army.	Others.	No Denomination.	
Anglican.....	28	6	4	1	.....	1	2	.....	.....	1	.....	.....	43
Presbyterian .....	6	35	5	2	.....	.....	.....	.....	.....	.....	1	1	50
Methodist.....	2	3	4	1	.....	1	.....	.....	.....	.....	.....	.....	11
Roman Catholic .....	.....	1	3	34	.....	.....	.....	.....	.....	.....	.....	.....	38
Baptist .....	3	1	.....	.....	2	.....	.....	.....	.....	.....	1	.....	7
Congregational .....	.....	1	1	.....	.....	.....	.....	.....	.....	.....	.....	.....	2
Lutheran .....	1	1	.....	1	.....	.....	10	.....	.....	.....	.....	.....	13
Evangelical Association	.....	.....	.....	.....	.....	.....	.....	.....	.....	.....	.....	.....	.....
Hebrew .....	.....	.....	.....	.....	.....	.....	.....	.....	.....	.....	.....	.....	.....
Salvation Army.....	.....	.....	.....	.....	.....	.....	.....	.....	.....	.....	.....	.....	.....
Others .....	.....	.....	.....	.....	.....	.....	.....	.....	.....	.....	.....	.....	.....
No Denomination.....	.....	.....	.....	.....	.....	.....	.....	.....	.....	.....	34	.....	34
TOTAL GROOMS .....	40	48	17	39	2	2	12	.....	.....	1	36	1	198

Licenses, 180.

Banns, 18.

Marriages by Ages in the City of Fort William, 1911.

GROOMS.

BRIDES.	AGE.	15	20	25	30	35	40	45	50	55	60	65	70	Not stated	TOTAL
	15	.....	34	20	6	.....	.....	.....	.....	.....	.....	.....	.....	.....	.....
20	.....	37	33	10	1	.....	.....	.....	.....	.....	.....	.....	.....	.....	81
25	.....	4	22	6	3	1	.....	.....	.....	.....	.....	.....	.....	.....	36
30	.....	1	1	4	4	2	.....	.....	.....	.....	.....	.....	.....	.....	12
35	.....	.....	1	1	.....	.....	.....	.....	1	.....	.....	.....	.....	.....	3
40	.....	.....	.....	.....	.....	.....	.....	2	1	.....	.....	.....	.....	.....	3
45	.....	.....	.....	.....	.....	.....	.....	.....	.....	.....	.....	.....	.....	.....	.....
50	.....	.....	.....	.....	.....	1	.....	.....	.....	.....	1	.....	.....	.....	2
55	.....	.....	.....	.....	.....	.....	.....	.....	.....	.....	.....	.....	.....	.....	.....
60	.....	.....	.....	.....	.....	.....	.....	.....	.....	.....	.....	.....	.....	.....	.....
65	.....	.....	.....	.....	.....	.....	.....	.....	.....	.....	.....	.....	.....	.....	.....
70	.....	.....	.....	.....	.....	.....	.....	.....	.....	.....	.....	.....	.....	.....	.....
Age not stated.	.....	.....	1	.....	.....	.....	.....	.....	.....	.....	.....	.....	.....	.....	1
TOTALS .....	.....	76	78	27	9	3	2	2	.....	1	.....	.....	.....	.....	198

Marriages by Denominations in the City of Guelph, 1911.

GROOMS.	BRIDES.												TOTAL BRIDES.
	Anglican.	Presbyterian.	Methodist.	Roman Catholic.	Baptist.	Congregational.	Lutheran.	Evangelical Association.	Hebrew.	Salvation Army.	Others.	No Denomination.	
Anglican .....	28	3	2	1	.....	.....	1	.....	.....	.....	.....	.....	35
Presbyterian .....	7	22	2	1	2	1	.....	.....	.....	.....	.....	.....	35
Methodist.....	6	6	18	.....	2	.....	1	.....	.....	.....	1	.....	34
Roman Catholic .....	.....	1	1	8	1	.....	.....	.....	.....	.....	.....	.....	11
Baptist.....	.....	1	2	1	4	.....	.....	.....	.....	.....	.....	1	9
Congregational .....	.....	.....	3	.....	.....	1	.....	.....	.....	.....	.....	.....	4
Lutheran .....	.....	.....	.....	.....	.....	.....	2	.....	.....	.....	.....	.....	2
Evangelical Association .....	.....	1	.....	.....	.....	.....	.....	.....	.....	.....	.....	.....	1
Hebrew.....	.....	.....	.....	.....	.....	.....	.....	.....	.....	.....	.....	.....	.....
Salvation Army.....	.....	.....	.....	.....	.....	.....	.....	.....	.....	1	.....	.....	1
Others .....	.....	1	.....	.....	.....	.....	.....	.....	.....	.....	.....	.....	1
No Denomination.....	1	.....	.....	.....	.....	.....	.....	.....	.....	.....	.....	.....	1
TOTAL GROOMS .....	42	35	28	11	9	2	4	.....	.....	1	1	1	134

Licenses, 129.

Banns, 5.

Marriages by Ages in the City of Guelph, 1911.

GROOMS.

BRIDES.	AGE.	15	20	25	30	35	40	45	50	55	60	65	70	Not stated	TOTAL
	15	1	8	9	1	.....	1	.....	.....	.....	.....	.....	.....	.....	.....
20	.....	26	20	3	.....	.....	.....	.....	.....	.....	.....	.....	.....	.....	49
25	.....	4	15	10	2	2	.....	.....	.....	.....	.....	.....	.....	.....	33
30	.....	.....	5	5	3	.....	3	.....	.....	.....	.....	.....	.....	.....	16
35	.....	.....	.....	1	3	1	2	.....	.....	.....	.....	.....	.....	.....	7
40	.....	.....	.....	.....	.....	3	2	.....	.....	.....	.....	.....	.....	.....	5
45	.....	.....	.....	.....	.....	.....	.....	1	.....	.....	.....	.....	.....	.....	1
50	.....	.....	.....	.....	.....	.....	.....	1	.....	.....	1	.....	.....	.....	2
55	.....	.....	.....	.....	.....	.....	.....	.....	.....	.....	.....	.....	.....	.....	.....
60	.....	.....	.....	.....	.....	.....	.....	.....	.....	.....	.....	.....	.....	.....	.....
65	.....	.....	.....	.....	.....	.....	.....	.....	.....	.....	.....	.....	.....	.....	.....
70	.....	.....	.....	.....	.....	.....	.....	.....	.....	.....	.....	.....	.....	.....	.....
Age not stated.	.....	.....	.....	.....	.....	.....	.....	.....	.....	.....	.....	.....	1	.....	1
TOTALS	1	38	49	20	8	7	7	2	.....	.....	1	1	.....	.....	134

Marriages by Denominations in the City of Hamilton, 1911.

GROOMS.	BRIDES.												TOTAL BRIDES.
	Anglican.	Presbyterian.	Methodist.	Roman Catholic.	Baptist.	Congregational.	Lutheran.	Evangelical Association.	Hebrew.	Salvation Army.	Others.	No Denomina- tion.	
Anglican .....	203	33	41	11	10	3	4	.....	.....	.....	5	1	311
Presbyterian .....	36	128	28	4	7	4	2	1	.....	.....	3	.....	213
Methodist.....	35	30	149	5	14	3	.....	.....	.....	.....	4	2	242
Roman Catholic.....	15	7	5	120	4	1	3	.....	.....	.....	3	.....	158
Baptist .....	15	11	9	4	46	.....	.....	.....	.....	.....	2	1	88
Congregational .....	3	1	.....	.....	1	2	.....	.....	.....	.....	.....	.....	7
Lutheran .....	3	2	4	1	.....	.....	7	.....	.....	.....	.....	.....	17
Evangelical Association .....	.....	1	.....	.....	.....	.....	.....	2	.....	.....	.....	.....	3
Hebrew .....	1	.....	.....	.....	.....	.....	.....	.....	14	.....	.....	.....	15
Salvation Army.....	.....	.....	1	.....	.....	.....	.....	.....	.....	6	.....	.....	7
Others .....	8	2	5	2	2	.....	1	.....	.....	.....	26	.....	46
No Denomination ,...	5	.....	2	1	1	.....	.....	.....	.....	.....	.....	3	12
TOTAL GROOMS ,...	324	215	244	148	85	13	17	3	14	6	43	7	1,119

Licenses, 1,047.

Banns, 72.

Marriages by Ages in the City of Hamilton, 1911.

GROOMS.

BRIDES.	AGE.	15	20	25	30	35	40	45	50	55	60	65	70	Not stated	TOTAL
	15	24	123	33	5	3	1	.....	.....	.....	.....	.....	.....	.....	.....
20	8	254	164	28	16	5	1	.....	.....	.....	.....	.....	.....	.....	476
25	.....	37	153	46	18	7	1	1	.....	.....	.....	.....	.....	.....	263
30	.....	2	28	39	13	10	4	1	.....	.....	.....	.....	.....	.....	97
35	.....	1	6	4	12	11	2	3	1	1	.....	.....	.....	.....	41
40	.....	.....	3	.....	2	6	7	4	.....	1	.....	.....	.....	.....	23
45	.....	.....	.....	.....	1	2	3	.....	2	.....	1	.....	.....	.....	9
50	.....	.....	.....	.....	.....	.....	.....	3	1	2	.....	.....	.....	.....	6
55	.....	.....	.....	.....	.....	.....	.....	.....	.....	2	.....	.....	.....	.....	2
60	.....	.....	1	.....	.....	.....	.....	1	.....	.....	2	1	.....	.....	5
65	.....	.....	.....	.....	.....	.....	.....	.....	.....	.....	.....	.....	.....	.....	.....
70	.....	.....	.....	.....	.....	.....	.....	.....	.....	.....	.....	.....	.....	.....	.....
Age not stated.	.....	2	2	1	1	.....	.....	.....	.....	1	.....	.....	.....	1	8
TOTALS	35	419	390	123	66	42	18	13	4	7	3	1	1	1,119	

Marriages by Denominations in the City of Kingston, 1911.

GROOMS.	BRIDES.												TOTAL BRIDES.
	Anglican.	Presbyterian.	Methodist.	Roman Catholic.	Baptist.	Congregational.	Lutheran.	Evangelical Association.	Hebrew.	Salvation Army.	Others.	No Denomination.	
Anglican .....	39	13	11	1	.....	2	.....	.....	.....	1	1	.....	68
Presbyterian.....	6	17	7	.....	2	1	.....	.....	.....	1	1	.....	35
Methodist .....	11	14	66	1	2	2	1	.....	.....	.....	.....	.....	97
Roman Catholic .....	5	.....	4	22	.....	.....	1	.....	.....	.....	.....	1	33
Baptist .....	1	.....	2	1	.....	1	.....	.....	.....	.....	.....	1	6
Congregational .....	2	.....	4	.....	.....	1	.....	.....	.....	.....	.....	.....	7
Lutheran .....	.....	.....	1	.....	.....	.....	.....	.....	.....	.....	.....	.....	1
Evangelical Association	.....	.....	.....	.....	.....	.....	.....	.....	.....	.....	.....	.....	.....
Hebrew.....	.....	.....	.....	.....	.....	.....	.....	.....	2	.....	.....	.....	2
Salvation Army.....	.....	.....	.....	.....	.....	.....	.....	.....	.....	.....	.....	.....	.....
Others .....	.....	.....	.....	.....	.....	.....	.....	.....	.....	.....	3	.....	3
No Denomination .....	.....	.....	1	1	.....	.....	.....	.....	.....	.....	.....	.....	2
TOTAL GROOMS .....	64	44	96	26	4	7	2	.....	2	2	5	2	254

Licenses, 254.

Banns, .....

Marriages by Ages in the City of Kingston, 1911.

GROOMS.

BRIDES.	AGE.	15	20	25	30	35	40	45	50	55	60	65	70	Not stated	TOTAL
	15	3	40	11	3	3	.....	.....	.....	.....	.....	.....	.....	.....	.....
20	.....	49	34	11	.....	1	.....	.....	.....	.....	.....	.....	.....	.....	95
25	.....	10	23	7	5	.....	1	.....	1	.....	.....	.....	.....	.....	47
30	.....	.....	1	7	3	4	1	.....	.....	.....	.....	.....	.....	.....	16
35	.....	.....	2	5	6	1	3	.....	.....	.....	.....	.....	.....	.....	17
40	.....	.....	.....	.....	2	2	1	1	.....	.....	.....	1	.....	.....	7
45	.....	.....	.....	1	.....	.....	1	2	1	.....	.....	1	.....	.....	6
50	.....	.....	.....	.....	.....	.....	1	.....	.....	.....	1	1	.....	.....	3
55	.....	.....	.....	.....	.....	.....	.....	1	.....	.....	.....	.....	.....	.....	1
60	.....	.....	.....	.....	.....	.....	.....	.....	.....	.....	1	.....	.....	.....	1
65	.....	.....	.....	.....	.....	.....	.....	.....	.....	.....	.....	.....	.....	.....	.....
70	.....	.....	.....	.....	.....	.....	.....	.....	.....	.....	.....	.....	.....	.....	.....
Age not stated.	.....	.....	.....	.....	1	.....	.....	.....	.....	.....	.....	.....	.....	.....	1
TOTALS	3	99	71	34	20	8	8	4	2	2	2	3	.....	.....	254

Marriages by Denominations in the City of London, 1911.

GROOMS.	BRIDES.											TOTAL BRIDES.						
	Anglican.	Presbyterian.	Methodist.	Roman Catholic.	Baptist.	Congregational.	Lutheran.	Evangelical Association.	Hebrew.	Salvation Army.	Others.		No Denomination.					
Anglican .....	85	20	28	3	5	2												143
Presbyterian .....	14	54	10	3	3	1						2						87
Methodist .....	20	23	95	4	13	5												161
Roman Catholic .....	2	2	1	23													1	29
Baptist .....	10	10	11		35													66
Congregational .....		1	1															3
Lutheran .....	2			1														7
Evangelical Association .....								3	1									7
Hebrew .....																		8
Salvation Army .....										8								8
Others .....			1									2						3
Others .....	2	2	3	1	1											9	1	19
No Denomination .....	1		2	1													4	8
TOTAL GROOMS .....	136	112	152	36	57	8	1	3	9	2	11	7						534

Licenses, 511.

Banns, 23.

Marriages by Ages in the City of London, 1911.

GROOMS.

BRIDES.	GROOMS.													Not stated	TOTAL			
	AGE.	15	20	25	30	35	40	45	50	55	60	65	70					
15	6	58	25	5	1													95
20	2	97	78	11	8	1												197
25	1	12	78	25	9	4											1	130
30		1	7	21	13	5	1	1										49
35			2	1	7	2	6	2			1							21
40			2	1	2	5	2	3	1									16
45			1					2	1	1	1	1						7
50						1		1			1							3
55								1			2							3
60											1	1	2					4
65													1					1
70																		
Age not stated.		3	2	1		1												8
TOTALS	9	171	195	65	40	19	11	9	2	6	2	4	1					534



Marriages by Denominations in the City of Niagara Falls, 1911.

GROOMS.	BRIDES.												TOTAL BRIDES.
	Anglican.	Presbyterian.	Methodist.	Roman Catholic.	Baptist.	Congregational.	Lutheran.	Evangelical Association.	Hebrew.	Salvation Army.	Others.	No Denomination.	
Anglican .....	59	14	11	18	11	2	4	.....	1	.....	2	.....	129
Presbyterian .....	7	44	25	6	6	.....	8	.....	.....	.....	4	1	101
Methodist.....	12	24	101	16	17	1	10	.....	.....	.....	6	1	188
Roman Catholic.....	13	8	45	50	11	2	5	.....	.....	.....	10	.....	114
Baptist .....	1	16	13	11	36	.....	2	.....	.....	.....	1	.....	80
Congregational .....	1	1	2	1	1	2	.....	.....	.....	.....	.....	.....	8
Lutheran .....	3	6	8	5	4	.....	14	.....	.....	.....	2	.....	42
Evangelical Association .....	.....	.....	1	.....	.....	1	1	1	.....	.....	1	.....	5
Hebrew.....	.....	.....	.....	.....	.....	.....	.....	.....	.....	.....	.....	.....	.....
Salvation Army.....	.....	.....	.....	.....	.....	.....	.....	.....	.....	.....	.....	.....	.....
Others .....	2	5	6	11	2	.....	1	2	.....	.....	22	.....	51
No Denomination.....	.....	.....	1	1	1	.....	.....	.....	.....	.....	.....	3	6
TOTAL GROOMS.....	98	118	183	119	89	8	45	3	1	.....	48	5	717

Licenses, 715.

Banns, 2.

Marriages by Ages in the City of Niagara Falls, 1911.

GROOMS.

BRIDES.	AGE.	15	20	25	30	35	40	45	50	55	60	65	70	Not stated	TOTAL
	15	19	143	20	5	2	1	.....	.....	1	.....	.....	.....	.....	.....
20	2	134	56	30	8	.....	.....	3	.....	.....	.....	.....	.....	.....	233
25	1	18	49	39	13	6	4	.....	1	.....	.....	.....	.....	.....	131
30	1	1	12	23	7	6	3	2	.....	.....	.....	.....	.....	.....	55
35	.....	2	3	5	11	9	8	5	1	.....	.....	.....	.....	.....	44
40	.....	.....	1	4	4	7	3	2	1	1	.....	1	.....	.....	24
45	.....	.....	.....	.....	3	4	8	5	5	3	1	.....	.....	.....	29
50	.....	.....	.....	.....	.....	2	.....	4	1	.....	.....	.....	.....	.....	7
55	.....	.....	.....	.....	.....	.....	.....	.....	.....	.....	.....	.....	.....	.....	.....
60	.....	.....	.....	.....	.....	.....	.....	.....	.....	.....	1	.....	.....	.....	1
65	.....	.....	.....	.....	.....	.....	.....	.....	.....	.....	1	1	.....	.....	2
70	.....	.....	.....	.....	.....	.....	.....	.....	.....	.....	.....	.....	.....	.....	.....
Age not stated.	.....	.....	.....	.....	.....	.....	.....	.....	.....	.....	.....	.....	.....	.....	.....
TOTALS	23	298	141	106	48	35	26	21	10	6	2	1	.....	.....	717

Marriages by Denominations in the City of Ottawa, 1911.

GROOMS.	BRIDES.											TOTAL BRIDES.	
	Anglican.	Presbyterian.	Methodist.	Roman Catholic.	Baptist.	Congregational.	Lutheran.	Evangelical Association.	Hebrew.	Salvation Army.	Others.		No Denomination.
Anglican .....	123	31	18	11	4	.....	3	.....	.....	.....	.....	2	192
Presbyterian .....	29	95	16	6	3	2	2	.....	.....	.....	4	1	158
Methodist.....	22	21	64	4	2	1	3	.....	.....	.....	1	.....	118
Roman Catholic .....	21	11	8	332	1	.....	3	.....	.....	.....	2	1	379
Baptist .....	10	3	6	.....	7	1	1	.....	.....	.....	2	.....	30
Congregational .....	3	1	.....	.....	1	3	.....	.....	.....	.....	.....	.....	8
Lutheran .....	4	2	.....	1	.....	.....	14	.....	.....	.....	.....	.....	21
Evangelical Association .....	.....	.....	.....	.....	.....	.....	.....	.....	.....	.....	.....	.....	.....
Hebrew .....	.....	.....	.....	1	.....	.....	.....	.....	13	.....	.....	.....	14
Salvation Army.....	.....	.....	.....	.....	.....	.....	.....	.....	.....	2	.....	.....	2
Others .....	2	2	1	1	1	.....	.....	.....	.....	.....	10	.....	17
No Denomination .....	6	1	3	4	1	.....	.....	.....	.....	.....	.....	3	18
TOTAL GROOMS .....	220	167	116	360	20	7	26	.....	13	2	19	7	957

Licenses, 804.

Banns, 153.

Marriages by Ages in the City of Ottawa, 1911.

GROOMS.

BRIDES.	AGE.	15	20	25	30	35	40	45	50	55	60	65	70	Not stated	TOTAL
	15	12	88	37	11	4	.....	.....	.....	1	.....	.....	.....	.....	.....
20	5	179	164	35	11	5	4	1	.....	1	1	.....	1	.....	407
25	.....	25	123	49	20	9	1	1	.....	.....	.....	.....	.....	.....	228
30	.....	3	14	31	16	7	3	3	.....	2	.....	.....	.....	.....	79
35	.....	1	1	5	7	6	5	5	1	.....	.....	.....	.....	.....	31
40	.....	1	.....	3	1	7	2	4	2	1	.....	1	.....	.....	22
45	.....	.....	1	.....	.....	1	2	.....	3	.....	.....	.....	.....	.....	7
50	.....	.....	.....	.....	.....	1	.....	5	1	2	1	1	.....	.....	11
55	.....	.....	.....	.....	.....	.....	.....	.....	.....	.....	.....	.....	.....	.....	.....
60	.....	.....	.....	.....	.....	1	.....	.....	1	.....	.....	.....	.....	.....	2
65	.....	.....	.....	.....	.....	.....	.....	.....	.....	1	.....	.....	.....	.....	1
70	.....	.....	.....	.....	.....	.....	.....	.....	.....	.....	.....	.....	1	.....	1
Age not stated.	.....	2	4	3	2	.....	.....	.....	.....	.....	.....	.....	.....	4	15
TOTALS	17	299	344	137	61	37	17	20	8	7	2	3	5	.....	957

Marriages by Denominations in the City of Peterboro', 1911.

BRIDES.	GROOMS.											TOTAL BRIDES.	
	Anglican.	Presbyterian.	Methodist.	Roman Catholic.	Baptist.	Congregational.	Lutheran.	Evangelical Association.	Hebrew.	Salvation Army.	Others.		No Denomination.
Anglican .....	36	10	6	2	.....	.....	1	.....	.....	.....	1	.....	56
Presbyterian .....	7	28	17	1	1	.....	.....	.....	.....	.....	1	.....	55
Methodist.....	9	13	46	1	1	.....	.....	.....	.....	1	2	2	75
Roman Catholic.....	4	1	1	13	1	.....	.....	.....	.....	.....	.....	.....	20
Baptist .....	1	1	3	.....	4	.....	2	.....	.....	.....	.....	.....	11
Congregational .....	1	.....	.....	.....	.....	.....	.....	.....	.....	.....	.....	.....	1
Lutheran .....	.....	.....	.....	.....	.....	.....	1	.....	.....	.....	.....	.....	1
Evangelical Association	.....	.....	.....	.....	.....	.....	.....	.....	.....	.....	.....	.....	.....
Hebrew.....	.....	.....	.....	.....	.....	.....	.....	.....	.....	.....	.....	.....	.....
Salvation Army.....	.....	1	.....	.....	.....	.....	.....	.....	.....	2	.....	.....	3
Others .....	.....	.....	2	.....	1	.....	.....	.....	.....	.....	1	.....	4
No Denomination.....	1	.....	.....	.....	.....	.....	.....	.....	.....	.....	.....	.....	1
TOTAL GROOMS .....	59	54	75	17	8	.....	4	.....	.....	3	5	2	227

Licenses, 219.

Banns, 8.

Marriages by Ages in the City of Peterboro', 1911.

GROOMS.

BRIDES.	AGE.	15	20	25	30	35	40	45	50	55	60	65	70	Not stated	TOTAL
	15	1	20	5	.....	.....	.....	1	.....	.....	.....	.....	.....	.....	.....
20	.....	44	23	17	5	.....	1	.....	.....	.....	.....	.....	.....	.....	90
25	.....	8	30	15	11	1	1	1	.....	.....	.....	.....	.....	.....	67
30	.....	.....	5	11	6	1	1	.....	.....	.....	.....	.....	.....	.....	24
35	.....	.....	1	2	2	.....	1	2	.....	.....	.....	.....	.....	.....	8
40	.....	.....	.....	.....	2	1	.....	.....	.....	.....	.....	.....	.....	.....	3
45	.....	.....	.....	.....	.....	.....	.....	1	1	.....	1	.....	.....	.....	3
50	.....	.....	.....	.....	.....	.....	.....	.....	.....	2	.....	1	.....	.....	3
55	.....	.....	.....	.....	.....	.....	.....	.....	.....	.....	.....	.....	.....	.....	.....
60	.....	.....	.....	.....	.....	.....	.....	.....	.....	.....	.....	.....	.....	.....	.....
65	.....	.....	.....	.....	.....	.....	.....	.....	.....	.....	.....	.....	.....	.....	.....
70	.....	.....	.....	.....	.....	.....	.....	.....	.....	.....	.....	.....	.....	.....	.....
Age not stated.	.....	.....	2	.....	.....	.....	.....	.....	.....	.....	.....	.....	.....	.....	2
TOTALS	1	72	66	45	26	4	5	4	2	1	1	.....	.....	.....	227

Marriages by Denominations in the City of Port Arthur, 1911.

GROOMS.	BRIDES.												TOTAL BRIDES.	
	Anglican.	Presbyterian.	Methodist.	Roman Catholic.	Baptist.	Congregational.	Lutheran.	Evangelical Association.	Hebrew.	Salvation Army.	Others.	No Denomination.		
Anglican .....	30	4	3	2	2									41
Presbyterian .....	3	23	1	3	1									31
Methodist .....	2	6	8			1								17
Roman Catholic .....		4	1	22										27
Baptist .....	2	5	1		3						1			12
Congregational .....	3		2											5
Lutheran .....					1		55							56
Evangelical Association .....			1											1
Hebrew .....														
Salvation Army .....										2				2
Others .....	2										1			3
No Denomination .....												4		4
TOTAL GROOMS .....	42	42	17	27	7	1	55			2	2	4		199

Licenses, 178.

Banns, 21.

Marriages by Ages in the City of Port Arthur, 1911.

GROOMS.

BRIDES.	GROOMS.													TOTAL	
	AGE.	15	20	25	30	35	40	45	50	55	60	65	70		Not stated
15	1	18	9	1	1										30
20	3	35	30	8	3	2									81
25		8	23	14	5	3									53
30		1	7	7	8	1									24
35					3	2									5
40					1		1	1	1						4
45						1									1
50															
55															
60															
65															
70															
Age not stated.			1												1
TOTALS	4	62	70	30	21	9	1	1	1						199

Marriages by Denominations in the City of St. Catharines, 1911.

GROOMS.	BRIDES.												TOTAL BRIDES.	
	Anglican.	Presbyterian.	Methodist.	Roman Catholic.	Baptist.	Congregational.	Lutheran.	Evangelical Association.	Hebrew.	Salvation Army.	Others.	No Denomination.		
Anglican .....	37	5	11	2	.....	.....	.....	1	.....	.....	.....	.....	.....	58
Presbyterian .....	5	23	3	2	3	.....	.....	1	.....	.....	.....	.....	.....	37
Methodist.....	10	2	23	.....	1	.....	.....	.....	.....	.....	.....	.....	.....	36
Roman Catholic.....	1	2	2	22	.....	.....	2	.....	.....	.....	.....	.....	.....	29
Baptist.....	.....	3	2	.....	4	.....	.....	.....	.....	.....	.....	.....	.....	9
Congregational.....	.....	.....	.....	.....	.....	.....	.....	.....	.....	.....	.....	1	.....	1
Lutheran .....	.....	1	.....	.....	.....	.....	.....	.....	.....	.....	.....	.....	.....	1
Evangelical Association	.....	.....	.....	.....	.....	.....	.....	.....	.....	.....	.....	.....	.....	.....
Hebrew .....	.....	.....	.....	.....	.....	.....	.....	.....	.....	.....	.....	.....	.....	.....
Salvation Army .....	.....	.....	.....	.....	.....	.....	.....	.....	.....	1	.....	.....	.....	1
Others .....	.....	2	3	1	.....	.....	.....	.....	.....	.....	.....	.....	.....	6
No Denomination .....	.....	.....	.....	.....	.....	.....	.....	.....	.....	.....	.....	.....	.....	.....
TOTAL GROOMS .....	53	38	44	27	8	.....	2	2	.....	1	3	.....	.....	178

Licenses. 163.

Banns. 15.

Marriages by Ages in the City of St. Catharines, 1911.

GROOMS.

BRIDES.	AGE.	15	20	25	30	35	40	45	50	55	60	65	70	Not stated	TOTAL
	15	1	21	5	2	.....	.....	.....	.....	.....	.....	.....	.....	.....	.....
20	.....	38	32	5	.....	1	.....	.....	.....	.....	.....	.....	.....	.....	76
25	.....	4	17	8	7	.....	1	.....	.....	.....	.....	.....	.....	.....	37
30	.....	2	3	6	3	2	.....	.....	.....	.....	.....	.....	.....	.....	16
35	.....	.....	2	2	1	2	1	.....	.....	.....	.....	.....	.....	.....	8
40	.....	.....	.....	.....	.....	3	.....	.....	.....	.....	.....	1	.....	.....	4
45	.....	.....	.....	1	.....	1	1	.....	.....	.....	.....	.....	.....	.....	3
50	.....	.....	.....	.....	.....	.....	.....	.....	.....	1	1	.....	.....	.....	2
55	.....	.....	.....	.....	.....	.....	.....	.....	.....	.....	1	1	.....	.....	2
60	.....	.....	.....	.....	.....	.....	.....	.....	.....	.....	1	.....	.....	.....	1
65	.....	.....	.....	.....	.....	.....	.....	.....	.....	.....	.....	.....	.....	.....	.....
70	.....	.....	.....	.....	.....	.....	.....	.....	.....	.....	.....	.....	.....	.....	.....
Age not stated.	.....	.....	.....	.....	.....	.....	.....	.....	.....	.....	.....	.....	.....	.....	.....
TOTALS	1	65	59	24	11	9	3	.....	1	3	2	.....	.....	.....	178

Marriages by Denominations in the City of St. Thomas, 1911.

GROOMS.	BRIDES.													TOTAL BRIDES.
	Anglican.	Presbyterian.	Methodist.	Roman Catholic.	Baptist.	Congregational.	Lutheran.	Evangelical Association.	Hebrew.	Salvation Army.	Others.	No Denomination.		
Anglican .....	16	6	5				1						2	30
Presbyterian .....	1	9	11		1								1	23
Methodist .....	9	8	34		5		1					1		58
Roman Catholic .....			1	4									2	7
Baptist .....	3	2	1		13							1		20
Congregational .....														
Lutheran .....														
Evangelical Association .....														
Hebrew .....									1					1
Salvation Army .....										1				1
Others .....	2	2	3	1								5		13
No Denomination .....	7	4	1		1					1			1	15
TOTAL GROOMS .....	38	31	56	5	20		2		1	2		7	6	168

Licenses, 168.

Banns, ....

Marriages by Ages in the City of St. Thomas, 1911.

GROOMS.

BRIDES.	AGE.	15	20	25	30	35	40	45	50	55	60	65	70	Not stated	TOTAL
		15	1	20	4	2									
	20		37	28	4	1									70
	25		4	21	6	4	1	2	1						39
	30		1	5	3	3	1	1							14
	35		1	1			2	1	1						6
	40			1			3								4
	45							1	1						2
	50									2					3
	55						1					1			2
	60										1				1
	65														
	70														
	Age not stated.														
	TOTALS	1	63	60	15	8	8	5	3	2	1	2			168

Marriages by Denominations in the City of Stratford, 1911.

GROOMS.	* BRIDES.												TOTAL BRIDES.		
	Anglican.	Presbyterian.	Methodist.	Roman Catholic.	Baptist.	Congregational.	Lutheran.	Evangelical Association.	Hebrew.	Salvation Army.	Others.	No Denomination.			
Anglican .....	18	3	5	1	2	2	2								31
Presbyterian.....	3	15	6		1	1	1					1			28
Methodist.....	3	7	15		2	1									28
Roman Catholic .....		2	1	10		1									14
Baptist .....		1			1										
Congregational .....	1	2			1	1									5
Lutheran .....	2	1	1				6						2		12
Evangelical Association .....		1			1			3							5
Hebrew.....									1						1
Salvation Army.....										1					1
Others .....							1					1			2
No Denomination.....							1						1		2
TOTAL GROOMS.....	27	32	28	11	8	4	11	3	1	1	2	3			131

Licenses, 134.

Banns, 7.

Marriages by Ages in the City of Stratford, 1911.

GROOMS.

BRIDES.	AGE.	15	20	25	30	35	40	45	50	55	60	65	70	not stated	TOTAL
		15	2	12	1	1	1								
	20		33	18	3										54
	25			13	13	4		1							31
	30		1	2	9	3	1	1							17
	35					1	1	1	1						4
	40					1		3	1						5
	45							1							1
	50								1	1					2
	55														
	60														
	65														
	70														
	Age not stated.														
	TOTALS	2	46	34	26	10	2	7	3	1					131

Marriages by Denominations in the City of Toronto, 1911.

GROOMS.	BRIDES.												TOTAL BRIDES.
	Anglican.	Presbyterian.	Methodist.	Roman Catholic.	Baptist.	Congregational.	Lutheran.	Evangelical Association.	Hebrew.	Salvation Army.	Others.	No Denomination.	
Anglican .....	1194	224	165	31	51	10	7	1	.....	1	13	3	1,700
Presbyterian .....	171	751	130	18	37	10	6	1	.....	1	11	1	1,137
Methodist.....	160	161	696	12	41	15	5	2	1	3	10	5	1,111
Roman Catholic .....	48	30	29	294	8	.....	2	.....	1	.....	3	2	417
Baptist .....	57	46	54	4	140	6	.....	.....	.....	.....	5	2	314
Congregational .....	12	8	16	1	2	42	.....	.....	.....	.....	1	.....	82
Lutheran .....	8	5	4	4	2	.....	29	.....	.....	.....	.....	.....	52
Evangelical Association .....	.....	.....	2	.....	.....	.....	.....	2	.....	.....	.....	.....	4
Hebrew .....	1	.....	.....	.....	.....	.....	.....	.....	159	.....	.....	.....	160
Salvation Army.....	2	.....	3	.....	.....	.....	.....	.....	.....	29	.....	.....	34
Others .....	11	6	17	4	1	2	1	1	.....	.....	78	1	122
No Denomination .....	11	2	10	3	4	3	2	.....	1	.....	2	20	58
TOTAL GROOMS .....	1,675	1,233	1,126	371	286	88	52	7	162	34	123	34	5,191

Licenses, 4,889.

Banns, 302.

Marriages by Ages in the City of Toronto, 1911.

GROOMS.

BRIDES.	AGE.	15	20	25	30	35	40	45	50	55	60	65	70	Not stated	TOTAL
	15	51	442	147	26	7	3	1	.....	.....	.....	.....	.....	.....	.....
20	18	1066	880	170	37	11	2	3	.....	.....	.....	.....	.....	.....	2187
25	.....	196	751	294	110	29	8	2	2	1	.....	1	.....	.....	1394
30	.....	27	111	194	84	29	18	10	6	2	.....	.....	.....	.....	481
35	.....	3	23	34	62	32	23	11	5	3	3	.....	.....	.....	199
40	.....	1	2	12	18	29	20	11	7	1	1	.....	.....	.....	102
45	.....	.....	.....	4	2	6	7	13	10	5	5	.....	.....	.....	52
50	.....	.....	.....	1	1	2	3	9	3	3	4	1	.....	.....	27
55	.....	.....	.....	.....	.....	.....	1	1	6	2	1	.....	.....	.....	13
60	.....	.....	.....	.....	.....	.....	.....	.....	.....	3	2	2	.....	.....	7
65	.....	.....	.....	.....	.....	.....	.....	.....	.....	1	1	4	.....	.....	6
70	.....	.....	.....	.....	.....	.....	.....	.....	.....	1	1	2	.....	.....	4
Age not stated.	13	20	7	.....	.....	1	.....	.....	.....	.....	.....	.....	.....	1	42
TOTALS	82	1,755	1,921	735	321	141	83	60	41	22	18	10	1	.....	5,191



Marriages by Denominations in the City of Windsor, 1911.

GROOMS.	BRIDES.												TOTAL BRIDES.
	Anglican.	Presbyterian.	Methodist.	Roman Catholic.	Baptist.	Congregational.	Lutheran.	Evangelical Association.	Hebrew.	Salvation Army.	Others.	No Denomination.	
Anglican.....	102	27	37	28	18	8	15	1	2	.....	11	1	250
Presbyterian.....	33	114	46	24	23	6	24	1	3	.....	13	9	236
Methodist.....	65	66	596	54	64	23	67	2	2	.....	46	7	992
Roman Catholic.....	25	34	61	144	21	5	34	2	.....	.....	22	7	355
Baptist.....	17	21	59	20	109	7	20	1	.....	.....	11	3	268
Congregational.....	6	9	9	3	9	18	4	1	1	.....	2	.....	62
Lutheran.....	19	18	55	39	21	5	93	1	1	.....	8	2	262
Evangelical Association.....	.....	2	3	1	3	.....	2	9	.....	.....	3	.....	23
Hebrew.....	.....	1	3	.....	.....	.....	.....	.....	17	1	.....	.....	22
Salvation Army.....	.....	.....	3	.....	.....	.....	.....	.....	3	3	.....	.....	9
Others.....	10	10	47	12	11	3	7	1	1	.....	62	5	169
No Denomination.....	1	3	8	6	3	3	3	.....	1	.....	3	35	66
<b>TOTAL GROOMS.....</b>	<b>278</b>	<b>305</b>	<b>927</b>	<b>331</b>	<b>282</b>	<b>78</b>	<b>269</b>	<b>19</b>	<b>31</b>	<b>4</b>	<b>181</b>	<b>69</b>	<b>2,774</b>

Licenses. 2,769.

Banns. 5.

Marriages by Ages in the City of Windsor, 1911.

GROOMS.

BRIDES.	AGE.	15	20	25	30	35	40	45	50	55	60	65	70	Not stated	TOTAL
	15	100	512	85	13	9	1	.....	.....	.....	1	.....	.....	.....	.....
20	17	541	304	103	29	8	2	1	.....	1	.....	.....	.....	.....	1,006
25	1	71	202	100	65	19	6	.....	1	.....	.....	.....	.....	.....	465
30	.....	6	30	86	70	26	7	9	.....	1	1	.....	.....	.....	236
35	.....	3	21	34	48	34	20	12	1	3	.....	.....	.....	.....	176
40	.....	.....	3	9	7	22	18	12	5	2	1	.....	.....	.....	79
45	.....	.....	.....	1	5	5	19	4	6	2	2	.....	.....	.....	44
50	.....	.....	1	.....	.....	.....	4	6	6	3	4	1	.....	.....	25
55	.....	.....	.....	.....	.....	.....	2	.....	4	2	2	.....	.....	.....	10
60	.....	.....	.....	.....	.....	.....	.....	1	.....	1	.....	2	.....	.....	4
65	.....	.....	.....	.....	.....	.....	.....	.....	1	.....	1	1	.....	.....	3
70	.....	.....	.....	.....	.....	.....	.....	.....	.....	.....	.....	.....	1	.....	1
Age not stated.	.....	2	2	.....	.....	.....	.....	.....	.....	.....	.....	.....	.....	.....	4
<b>TOTALS</b>	<b>118</b>	<b>1,135</b>	<b>648</b>	<b>346</b>	<b>233</b>	<b>115</b>	<b>78</b>	<b>45</b>	<b>24</b>	<b>16</b>	<b>11</b>	<b>5</b>	<b>.....</b>	<b>.....</b>	<b>2,774</b>

**Marriages by Denominations in the City of Woodstock, 1911.**

GROOMS.	BRIDES.											TOTAL BRIDES.		
	Anglican.	Presbyterian.	Methodist.	Roman Catholic.	Baptist.	Congregational.	Lutheran.	Evangelical Association.	Hebrew.	Salvation Army.	Others.		No Denomination.	
Anglican .....	25	3	3											31
Presbyterian .....	5	15	4			1								25
Methodist .....	8	5	30	1	2						1			47
Roman Catholic .....				1	5									6
Baptist .....	2	3	2		6									13
Congregational .....						4	1			1				6
Lutheran .....														
Evangelical Association .....														
Hebrew .....														
Salvation Army .....		1							1					2
Others .....	1													1
No Denomination .....	1											1		2
<b>TOTAL GROOMS .....</b>	<b>42</b>	<b>27</b>	<b>40</b>	<b>6</b>	<b>8</b>	<b>5</b>	<b>1</b>		<b>1</b>	<b>1</b>	<b>1</b>	<b>1</b>		<b>133</b>

Licenses, 126.

Banns, 7

**Marriages by Ages in the City of Woodstock, 1911.**

GROOMS.

BRIDES.	AGE.	15	20	25	30	35	40	45	50	55	60	65	70	Not stated	TOTAL
		15		18	3										
	20		30	15	3										48
	25		4	21	7	3	1	1							37
	30		2	1	5	6	2								16
	35					3	1		1						5
	40								1						1
	45					1			1		1				3
	50														
	55														
	60														
	65											1			1
	70														
	Age not stated.			1											1
	<b>TOTALS</b>		<b>54</b>	<b>41</b>	<b>15</b>	<b>13</b>	<b>4</b>	<b>1</b>	<b>3</b>		<b>1</b>	<b>1</b>			<b>133</b>

Marriages by Denominations in the Towns of Ontario, 1911.

GROOMS.	BRIDES.											TOTAL BRIDES.	
	Anglican.	Presbyterian.	Methodist.	Roman Catholic.	Baptist.	Congregational.	Lutheran.	Evangelical Association.	Hebrew.	Salvation Army.	Others.		No Denomination.
Anglican .....	220	53	63	11	19	3	5	.....	.....	.....	2	1	370
Presbyterian .....	58	266	68	13	26	4	6	.....	.....	.....	5	.....	446
Methodist.....	62	82	334	17	31	3	6	3	.....	.....	9	3	550
Roman Catholic.....	14	14	15	181	2	1	5	.....	.....	.....	2	3	237
Baptist .....	13	28	22	5	54	.....	.....	.....	.....	1	2	1	126
Congregational .....	6	5	2	.....	2	7	.....	.....	.....	.....	.....	.....	22
Lutheran .....	6	9	10	3	1	2	64	.....	.....	.....	2	1	98
Evangelical Association .....	.....	2	3	1	1	.....	1	9	.....	.....	.....	1	18
Hebrew.....	.....	.....	.....	.....	.....	.....	.....	.....	2	.....	.....	.....	2
Salvation Army.....	.....	1	2	.....	1	.....	.....	.....	.....	8	.....	.....	12
Others .....	3	5	7	2	5	1	2	2	.....	1	39	.....	67
No Denomination.	2	5	10	3	3	.....	.....	.....	.....	.....	.....	11	34
<b>TOTAL GROOMS .....</b>	<b>384</b>	<b>470</b>	<b>536</b>	<b>236</b>	<b>138</b>	<b>21</b>	<b>89</b>	<b>14</b>	<b>2</b>	<b>10</b>	<b>61</b>	<b>21</b>	<b>1,982</b>

Licenses. 1,851.

Banns. 131.

Marriages by Ages in the Towns of Ontario, 1911.

GROOMS.

BRIDES.	GROOMS.												TOTAL		
	AGE.	15	20	25	30	35	40	45	50	55	60	65		70	Not stated
15	29	263	106	13	4	1	1	1	1	.....	.....	.....	.....	.....	419
20	18	354	314	82	23	4	1	.....	.....	.....	.....	.....	.....	.....	796
25	1	46	222	109	37	13	7	.....	1	.....	.....	.....	.....	.....	436
30	.....	7	26	60	26	18	7	7	1	.....	.....	.....	.....	.....	152
35	.....	.....	7	14	17	9	10	7	3	2	.....	.....	.....	.....	69
40	.....	.....	5	3	8	8	6	3	2	2	.....	.....	.....	.....	37
45	.....	.....	.....	1	2	2	6	3	2	1	.....	1	.....	.....	18
50	.....	.....	.....	.....	.....	.....	1	3	3	2	3	.....	.....	.....	12
55	.....	.....	.....	.....	.....	.....	2	.....	1	2	3	2	.....	.....	10
60	.....	.....	.....	.....	.....	.....	.....	.....	.....	3	1	.....	.....	.....	4
65	.....	.....	.....	.....	.....	.....	.....	.....	.....	.....	.....	.....	.....	.....	.....
70	.....	.....	.....	.....	.....	.....	.....	.....	.....	.....	1	1	.....	.....	2
Age not stated.	.....	5	6	5	3	3	1	2	.....	.....	.....	.....	2	.....	27
<b>TOTALS</b>	<b>48</b>	<b>675</b>	<b>686</b>	<b>287</b>	<b>120</b>	<b>58</b>	<b>42</b>	<b>26</b>	<b>14</b>	<b>12</b>	<b>8</b>	<b>4</b>	<b>2</b>	<b>1,982</b>	

Marriages by Denominations in the Town of Barrie, 1911.

GROOMS.	BRIDES.												TOTAL BRIDES.	
	Anglican.	Presbyterian.	Methodist.	Roman Catholic.	Baptist.	Congregational.	Lutheran.	Evangelical Association.	Hebrew.	Salvation Army.	Others.	No Denomination.		
Anglican .....	14	6	1	.....	1	.....	.....	.....	.....	.....	.....	.....	.....	22
Presbyterian .....	4	15	5	.....	2	.....	.....	.....	.....	.....	.....	.....	.....	26
Methodist .....	1	7	18	.....	2	.....	.....	.....	.....	.....	.....	.....	.....	28
Roman Catholic .....	.....	.....	.....	4	.....	.....	.....	.....	.....	.....	.....	.....	.....	4
Baptist .....	.....	1	3	.....	4	.....	.....	.....	.....	.....	.....	.....	.....	8
Congregational .....	.....	1	.....	.....	1	.....	.....	.....	.....	.....	.....	.....	.....	2
Lutheran .....	.....	.....	.....	.....	.....	.....	.....	.....	.....	.....	.....	.....	.....	.....
Evangelical Association .....	.....	.....	.....	.....	.....	.....	.....	.....	.....	.....	.....	.....	.....	.....
Hebrew .....	.....	.....	.....	.....	.....	.....	.....	.....	.....	.....	.....	.....	.....	.....
Salvation Army .....	.....	.....	1	.....	.....	.....	.....	.....	.....	.....	.....	.....	.....	1
Others .....	.....	.....	.....	.....	.....	.....	.....	.....	.....	.....	.....	.....	.....	.....
No Denomination .....	.....	.....	1	.....	.....	.....	.....	.....	.....	.....	.....	.....	.....	1
TOTAL GROOMS .....	19	30	29	4	10	.....	.....	.....	.....	.....	.....	.....	.....	92

Licenses, 88.

Banns, 4.

Marriages by Ages in the Town of Barrie, 1911.

GROOMS.

BRIDES.	AGE.	15	20	25	30	35	40	45	50	55	60	65	70	Not stated	TOTAL
	15 .....	.....	.....	12	4	1	.....	.....	.....	.....	.....	.....	.....	.....	.....
20 .....	.....	.....	16	22	4	.....	1	.....	.....	.....	.....	.....	.....	.....	43
25 .....	.....	.....	.....	12	6	2	.....	1	.....	.....	.....	.....	.....	.....	21
30 .....	.....	.....	.....	.....	2	1	2	1	.....	.....	.....	.....	.....	.....	6
35 .....	.....	.....	.....	.....	1	.....	.....	.....	1	.....	.....	.....	.....	.....	2
40 .....	.....	.....	.....	.....	1	.....	.....	.....	.....	.....	.....	1	.....	.....	2
45 .....	.....	.....	.....	.....	.....	.....	.....	.....	.....	.....	.....	.....	.....	.....	.....
50 .....	.....	.....	.....	.....	.....	.....	.....	.....	.....	.....	1	.....	.....	.....	1
55 .....	.....	.....	.....	.....	.....	.....	.....	.....	.....	.....	.....	.....	.....	.....	.....
60 .....	.....	.....	.....	.....	.....	.....	.....	.....	.....	.....	.....	.....	.....	.....	.....
65 .....	.....	.....	.....	.....	.....	.....	.....	.....	.....	.....	.....	.....	.....	.....	.....
70 .....	.....	.....	.....	.....	.....	.....	.....	.....	.....	.....	.....	.....	.....	.....	.....
Age not stated .....	.....	.....	.....	.....	.....	.....	.....	.....	.....	.....	.....	.....	.....	.....	.....
TOTALS .....	.....	28	38	15	3	3	2	1	.....	1	1	.....	.....	.....	92

Marriages by Denominations in the Town of Berlin, 1911.

GROOMS.	BRIDES.											TOTAL BRIDES.	
	Anglican.	Presbyterian.	Methodist.	Roman Catholic.	Baptist.	Congregational.	Lutheran.	Evangelical Association.	Hebrew.	Salvation Army.	Others.		No Denomination.
Anglican.....	6	4	.....	1	.....	.....	1	.....	.....	.....	.....	.....	12
Presbyterian.....	.....	9	1	1	3	.....	1	.....	.....	.....	.....	.....	15
Methodist.....	.....	4	6	.....	.....	.....	1	3	.....	.....	1	.....	15
Roman Catholic.....	1	.....	.....	20	.....	.....	.....	.....	.....	.....	.....	.....	21
Baptist.....	1	1	1	.....	5	.....	.....	.....	.....	.....	1	.....	9
Congregational.....	.....	.....	.....	.....	1	.....	.....	.....	.....	.....	.....	.....	1
Lutheran.....	3	3	3	2	.....	2	28	.....	.....	.....	2	1	44
Evangelical Association.....	.....	.....	2	.....	1	.....	1	6	.....	.....	.....	.....	10
Hebrew.....	.....	.....	.....	.....	.....	.....	.....	.....	1	.....	.....	.....	1
Salvation Army.....	.....	.....	.....	.....	.....	.....	.....	.....	.....	.....	.....	.....	.....
Others.....	.....	.....	.....	.....	2	.....	2	1	.....	.....	9	.....	14
No Denomination.....	.....	.....	.....	.....	1	.....	.....	.....	.....	.....	.....	1	2
TOTAL GROOMS.....	11	21	13	24	13	2	34	10	1	.....	13	2	144

Licenses, 114.

Banns, 30.

Marriages by Ages in the Town of Berlin, 1911.

GROOMS.

BRIDES.	AGE.	15	20	25	30	35	40	45	50	55	60	65	70	Not stated	TOTAL
	15	4	14	7	.....	.....	.....	.....	.....	.....	.....	.....	.....	.....	.....
20	.....	38	18	2	2	.....	.....	.....	.....	.....	.....	.....	.....	.....	60
25	.....	1	20	10	1	.....	.....	.....	.....	.....	.....	.....	.....	.....	32
30	.....	1	3	4	2	1	.....	.....	.....	.....	.....	.....	.....	.....	11
35	.....	.....	1	.....	.....	1	3	.....	.....	.....	.....	.....	.....	.....	5
40	.....	.....	.....	.....	2	2	.....	1	.....	.....	.....	.....	.....	.....	5
45	.....	.....	.....	.....	.....	.....	1	.....	.....	.....	.....	.....	.....	.....	1
50	.....	.....	.....	.....	.....	.....	.....	2	.....	.....	.....	.....	.....	.....	2
55	.....	.....	.....	.....	.....	.....	1	.....	.....	2	.....	.....	.....	.....	3
60	.....	.....	.....	.....	.....	.....	.....	.....	.....	.....	.....	.....	.....	.....	.....
65	.....	.....	.....	.....	.....	.....	.....	.....	.....	.....	.....	.....	.....	.....	.....
70	.....	.....	.....	.....	.....	.....	.....	.....	.....	.....	.....	.....	.....	.....	.....
Age not stated.	.....	.....	.....	.....	.....	.....	.....	.....	.....	.....	.....	.....	.....	.....	.....
TOTALS	4	54	49	16	7	4	5	1	2	.....	2	.....	.....	.....	144

**Marriages by Denominations in the Town of Brockville, 1911.**

GROOMS.	BRIDES.											TOTAL BRIDES.			
	Anglican.	Presbyterian.	Methodist.	Roman Catholic.	Baptist.	Congregational.	Lutheran.	Evangelical Association.	Hebrew.	Salvation Army.	Others.		No Denomination.		
Anglican .....	13	2	5	1	3	.....	1	.....	.....	.....	.....	.....	.....	.....	25
Presbyterian .....	2	6	3	.....	1	.....	.....	.....	.....	.....	.....	.....	.....	.....	12
Methodist.....	1	7	28	1	4	.....	.....	.....	.....	.....	.....	3	.....	.....	44
Roman Catholic .....	2	2	2	7	.....	.....	.....	.....	.....	.....	.....	.....	.....	.....	13
Baptist.....	.....	2	4	.....	5	.....	.....	.....	.....	.....	.....	.....	.....	.....	11
Congregational.....	.....	2	1	.....	.....	.....	.....	.....	.....	.....	.....	.....	.....	.....	3
Lutheran .....	.....	.....	.....	1	.....	.....	1	.....	.....	.....	.....	.....	.....	.....	2
Evangelical Association .....	.....	.....	.....	.....	.....	.....	.....	.....	.....	.....	.....	.....	.....	.....	.....
Hebrew .. .....	.....	.....	.....	.....	.....	.....	.....	.....	.....	.....	.....	.....	.....	.....	.....
Salvation Army .....	.....	.....	.....	.....	1	.....	.....	.....	.....	.....	.....	.....	.....	.....	1
Others .....	.....	2	1	1	.....	.....	.....	.....	.....	.....	.....	.....	.....	.....	4
No Denomination.....	.....	.....	1	.....	.....	.....	.....	.....	.....	.....	.....	.....	.....	.....	1
<b>TOTAL GROOMS .....</b>	<b>18</b>	<b>23</b>	<b>45</b>	<b>11</b>	<b>14</b>	<b>.....</b>	<b>2</b>	<b>.....</b>	<b>.....</b>	<b>.....</b>	<b>.....</b>	<b>3</b>	<b>.....</b>	<b>.....</b>	<b>116</b>

Licenses, 109.

Banns, 7.

**Marriages by Ages in the Town of Brockville, 1911.**

GROOMS.

BRIDES.	AGE.	15	20	25	30	35	40	45	50	55	60	65	70	Not stated	TOTAL
	15	3	7	4	1	1	.....	.....	.....	.....	.....	.....	.....	.....	.....
20	2	24	20	6	3	.....	.....	.....	.....	.....	.....	.....	.....	.....	55
25	.....	3	6	6	4	2	.....	.....	.....	.....	.....	.....	.....	.....	21
30	.....	1	2	3	4	1	1	.....	.....	.....	.....	.....	.....	.....	12
35	.....	.....	.....	1	2	1	1	.....	.....	.....	.....	.....	.....	.....	5
40	.....	.....	1	.....	1	.....	.....	.....	.....	.....	.....	.....	.....	.....	2
45	.....	.....	.....	.....	.....	1	1	.....	.....	.....	.....	.....	.....	.....	2
50	.....	.....	.....	.....	.....	.....	.....	.....	.....	.....	.....	.....	.....	.....	.....
55	.....	.....	.....	.....	.....	.....	.....	.....	.....	.....	.....	1	.....	.....	1
60	.....	.....	.....	.....	.....	.....	.....	.....	.....	.....	1	.....	.....	.....	1
65	.....	.....	.....	.....	.....	.....	.....	.....	.....	.....	.....	.....	.....	.....	.....
70	.....	.....	.....	.....	.....	.....	.....	.....	.....	.....	.....	.....	.....	.....	.....
Age not stated.	.....	.....	.....	1	.....	.....	.....	.....	.....	.....	.....	.....	.....	.....	1
<b>TOTALS</b>	<b>5</b>	<b>35</b>	<b>33</b>	<b>18</b>	<b>15</b>	<b>5</b>	<b>3</b>	<b>.....</b>	<b>.....</b>	<b>.....</b>	<b>1</b>	<b>1</b>	<b>.....</b>	<b>.....</b>	<b>116</b>

Mariages by Denominations in the Town of Cobalt, 1911.

GROOMS.	BRIDES.											TOTAL BRIDES.	
	Anglican.	Presbyterian.	Methodist.	Roman Catholic.	Baptist.	Congregational.	Lutheran.	Evangelical Association.	Hebrew.	Salvation Army.	Others.		No Denomination.
Anglican .....	5	.....	5	.....	.....	.....	.....	.....	.....	.....	.....	.....	10
Presbyterian.....	3	5	2	1	2	.....	.....	.....	.....	.....	1	.....	14
Methodist.....	.....	2	2	1	1	.....	.....	.....	.....	.....	.....	.....	6
Roman Catholic.....	1	1	.....	18	.....	.....	.....	.....	.....	.....	1	.....	21
Baptist.....	.....	.....	.....	.....	1	.....	.....	.....	.....	.....	.....	.....	1
Congregational.....	.....	.....	.....	.....	.....	.....	.....	.....	.....	.....	.....	.....	.....
Lutheran .....	.....	1	.....	.....	.....	.....	7	.....	.....	.....	.....	.....	8
Evangelical Association	.....	.....	.....	.....	.....	.....	.....	.....	.....	.....	.....	1	1
Hebrew .....	.....	.....	.....	.....	.....	.....	.....	.....	.....	.....	.....	.....	.....
Salvation Army.....	.....	.....	.....	.....	.....	.....	.....	.....	.....	.....	.....	.....	.....
Others .....	.....	.....	1	.....	.....	.....	.....	.....	.....	.....	4	.....	5
No Denomination.....	.....	.....	.....	.....	.....	.....	.....	.....	.....	.....	.....	.....	.....
TOTAL GROOMS.....	9	9	10	20	4	.....	7	.....	.....	.....	6	1	66

Licenses. 65

Banns. 1.

Mariages by Ages in the Town of Cobalt, 1911.

GROOMS.

BRIDES.	AGE.	15	20	25	30	35	40	45	50	55	60	65	70	Not stated	TOTAL
	15	1	8	6	.....	.....	.....	.....	.....	.....	.....	.....	.....	.....	.....
20	.....	13	14	2	1	.....	.....	.....	.....	.....	.....	.....	.....	.....	30
25	.....	3	6	1	1	.....	.....	.....	.....	.....	.....	.....	.....	.....	11
30	.....	1	.....	3	.....	.....	1	.....	.....	.....	.....	.....	.....	.....	5
35	.....	.....	.....	.....	.....	1	.....	.....	1	.....	.....	.....	.....	.....	2
40	.....	.....	.....	.....	.....	.....	.....	.....	.....	.....	.....	.....	.....	.....	.....
45	.....	.....	.....	.....	.....	.....	.....	.....	.....	.....	.....	.....	.....	.....	.....
50	.....	.....	.....	.....	.....	.....	.....	.....	.....	.....	.....	.....	.....	.....	.....
55	.....	.....	.....	.....	.....	.....	.....	.....	.....	.....	.....	.....	.....	.....	.....
60	.....	.....	.....	.....	.....	.....	.....	.....	.....	.....	.....	.....	.....	.....	.....
65	.....	.....	.....	.....	.....	.....	.....	.....	.....	.....	.....	.....	.....	.....	.....
70	.....	.....	.....	.....	.....	.....	.....	.....	.....	.....	.....	.....	.....	.....	.....
Age not stated.	.....	1	1	1	.....	.....	.....	.....	.....	.....	.....	.....	.....	.....	3
TOTALS	1	26	27	7	2	1	1	.....	1	.....	.....	.....	.....	.....	66





Marriages by Denominations in the Town of Collingwood, 1911.

GROOMS.	BRIDES.												TOTAL BRIDES.	
	Anglican.	Presbyterian.	Methodist.	Roman Catholic.	Baptist.	Congregational.	Lutheran.	Evangelical Association.	Hebrew.	Salvation Army.	Others.	No Denomination.		
Anglican .....	9	4	2											15
Presbyterian .....	2	15	1		1									19
Methodist .....	1	3	9		2									15
Roman Catholic .....				1										1
Baptist .....	1	2			5									8
Congregational .....														
Lutheran .....														
Evangelical Association .....														
Hebrew .....														
Salvation Army .....										1				1
Others .....		1									1			2
No Denomination .....		1												1
<b>TOTAL GROOMS .....</b>	<b>13</b>	<b>26</b>	<b>12</b>	<b>1</b>	<b>8</b>					<b>1</b>	<b>1</b>			<b>62</b>

Licenses. 61.

Panns. 1.

Marriages by Ages in the Town of Collingwood, 1911.

GROOMS.

BRIDES.	AGE.	15	20	25	30	35	40	45	50	55	60	65	70	Not stated	TOTAL
	15		9	1	1	1									
20		11	15	2	2										30
25			5	3	3										11
30				2	1										3
35				1	1					1					3
40							1								1
45															
50									1						1
55															
60															
65															
70															
Age not stated.									1						1
<b>TOTALS</b>		<b>20</b>	<b>21</b>	<b>9</b>	<b>8</b>	<b>1</b>			<b>2</b>	<b>1</b>					<b>62</b>

Marriages by Denominations in the Town of Cornwall, 1911.

GROOMS.	BRIDES.											TOTAL BRIDES.	
	Anglican.	Presbyterian.	Methodist.	Roman Catholic.	Baptist.	Congregational.	Lutheran.	Evangelical Association.	Hebrew.	Salvation Army.	Others.		No Denomination.
Anglican .....	6	2	1	1	.....	.....	.....	.....	.....	.....	.....	.....	10
Presbyterian .....	3	5	1	1	.....	.....	.....	.....	.....	.....	.....	.....	10
Methodist.....	3	.....	1	.....	1	1	.....	.....	.....	.....	.....	.....	6
Roman Catholic .....	1	1	1	10	.....	.....	.....	.....	.....	.....	.....	.....	13
Baptist .....	.....	1	.....	.....	2	.....	.....	.....	.....	.....	.....	.....	3
Congregational .....	.....	.....	.....	.....	.....	.....	.....	.....	.....	.....	.....	.....	.....
Lutheran .....	.....	.....	.....	.....	.....	.....	.....	.....	.....	.....	.....	.....	.....
Evangelical Association .....	.....	.....	.....	.....	.....	.....	.....	.....	.....	.....	.....	.....	.....
Hebrew .....	.....	.....	.....	.....	.....	.....	.....	.....	.....	.....	.....	.....	.....
Salvation Army.....	.....	.....	.....	.....	.....	.....	.....	.....	.....	1	.....	.....	1
Others .....	.....	.....	.....	.....	1	.....	.....	.....	.....	.....	.....	.....	1
No Denomination.....	.....	.....	1	.....	.....	.....	.....	.....	.....	.....	.....	1	2
TOTAL GROOMS .....	13	10	4	12	4	1	.....	.....	.....	1	.....	1	46

Licenses, 43.

Banns, 3.

Marriages by Ages in the Town of Cornwall, 1911.

GROOMS.

BRIDES.	AGE.	15	20	25	30	35	40	45	50	55	60	65	70	Not stated	TOTAL
	15	.....	9	1	.....	.....	.....	.....	.....	.....	.....	.....	.....	.....	.....
20	.....	9	4	1	.....	.....	.....	.....	.....	.....	.....	.....	.....	.....	14
25	.....	1	6	2	2	.....	.....	.....	.....	.....	.....	.....	.....	.....	11
30	.....	.....	1	.....	1	.....	.....	1	.....	.....	.....	.....	.....	.....	3
35	.....	.....	.....	.....	2	.....	.....	.....	.....	.....	.....	.....	.....	.....	2
40	.....	.....	.....	.....	.....	.....	.....	.....	.....	.....	.....	.....	.....	.....	.....
45	.....	.....	.....	.....	.....	.....	.....	1	.....	.....	.....	.....	1	.....	2
50	.....	.....	.....	.....	.....	.....	.....	.....	.....	.....	.....	.....	.....	.....	.....
55	.....	.....	.....	.....	.....	.....	.....	.....	.....	.....	.....	.....	.....	.....	.....
60	.....	.....	.....	.....	.....	.....	.....	.....	.....	.....	.....	.....	.....	.....	.....
65	.....	.....	.....	.....	.....	.....	.....	.....	.....	.....	.....	.....	.....	.....	.....
70	.....	.....	.....	.....	.....	.....	.....	.....	.....	.....	.....	.....	.....	.....	.....
Age not stated.	.....	.....	.....	2	1	1	.....	.....	.....	.....	.....	.....	.....	.....	4
TOTALS .....	.....	19	12	7	4	1	1	1	.....	.....	.....	.....	1	.....	46

Marriages by Denominations in the Town of Galt, 1911.

GROOMS.	BRIDES.													TOTAL BRIDES.
	Anglican.	Presbyterian.	Methodist.	Roman Catholic.	Baptist.	Congregational.	Lutheran.	Evangelical Association.	Hebrew.	Salvation Army.	Others.	No Denomination.		
Anglican .....	19	5	8		1							2		35
Presbyterian .....	9	32	2		1							2		46
Methodist.....	4	2	16	1	2		2						1	28
Roman Catholic.....				1										1
Baptist .....	2	2			1									5
Congregational .....						1								1
Lutheran .....	1				1									2
Evangelical Association		1												1
Hebrew .....									1					1
Salvation Army.....										1				1
Others .....												1		1
No Denomination.....		2											2	4
<b>TOTAL GROOMS .....</b>	<b>35</b>	<b>44</b>	<b>26</b>	<b>2</b>	<b>6</b>	<b>1</b>	<b>2</b>	<b>.....</b>	<b>1</b>	<b>1</b>	<b>6</b>	<b>2</b>	<b>.....</b>	<b>126</b>

Licenses, 120.

Banns, 6.

Marriages by Ages in the Town of Galt, 1911.

GROOMS.

BRIDES.	AGE.	15	20	25	30	35	40	45	50	55	60	65	70	Not stated	TOTAL.
	15	1	14	3											
20	1	28	19	8	1										57
25		4	20	5		1									30
30			2	6	2	1	1								12
35			1		2	1									4
40															
45															
50										1		1			2
55															
60															
65															
70															
Age not stated				1	1		1								3
<b>TOTALS.</b>	<b>2</b>	<b>46</b>	<b>45</b>	<b>20</b>	<b>6</b>	<b>3</b>	<b>2</b>	<b>.....</b>	<b>1</b>	<b>.....</b>	<b>1</b>	<b>.....</b>	<b>.....</b>	<b>.....</b>	<b>126</b>



Marriages by Denominations in the Town of Lindsay, 1911.

GROOMS.	BRIDES.												TOTAL BRIDES.	
	Anglican.	Presbyterian.	Methodist.	Roman Catholic.	Baptist.	Congregational.	Lutheran.	Evangelical Association.	Hebrew.	Salvation Army.	Others.	No Denomination.		
Anglican .....	8	5	7										1	21
Presbyterian .....	3	18	6											27
Methodist.....	6	2	21	1	4									34
Roman Catholic .....	1	1		3										5
Baptist ..	2		1		1									4
Congregational .....														
Lutheran .....														
Evangelical Association .....														
Hebrew .....														
Salvation Army.....										1				1
Others .....														
No Denomination.....			2											2
TOTAL GROOMS .....	20	26	37	4	5					1			1	94

Licenses, 94.

Banns, —.

Marriages by Ages in the Town of Lindsay, 1911.

GROOMS.

BRIDES.	AGE.	15	20	25	30	35	40	45	50	55	60	65	70	Not stated	TOTAL
	15	1	13	3		1									
20		12	11	4											27
25		2	11	9	1	1	1								25
30			1	6	3	2		1							13
35				1		1		1							3
40					1										1
45										1					1
50									1			1			2
55												1			1
60											2				2
65															
70															
Age not stated.			1												1
TOTALS	1	27	27	20	6	4	1	3	1	2	2				94

Marriages by Denominations in the Town of North Bay, 1911.

GROOMS.	BRIDES.											TOTAL BRIDES.			
	Anglican.	Presbyterian.	Methodist.	Roman Catholic.	Baptist.	Congregational.	Lutheran.	Evangelical Association.	Hebrew.	Salvation Army.	Others.		No Denomination.		
Anglican .....	12	1	1		2										16
Presbyterian .....	4	15	8	1		1									29
Methodist.....	1	7	12	1	1										22
Roman Catholic.....	2	1	1	17											21
Baptist .....		1													1
Congregational .....															
Lutheran .....															
Evangelical Association .....															
Hebrew .....															
Salvation Army.....		1													1
Others .....												1			1
No Denomination.....															
TOTAL GROOMS .....	19	26	22	19	3		1					1			91

Licenses, 77.

Banns, 14.

Marriages by Ages in the Town of North Bay, 1911.

GROOMS.

BRIDES.	GROOMS.													Not stated	TOTAL.	
	AGE.	15	20	25	30	35	40	45	50	55	60	65	70			
15 .....			11	6	2											19
20 .....			18	21	5	1										45
25 .....			1	11	4			1								17
30 .....				2	2		1									5
35 .....				1			1									2
40 .....						1		1								2
45 .....																
50 .....																
55 .....										1						1
60 .....																
65 .....																
70 .....																
Age not stated.....																
TOTALS.....		30	41	13	2	2	2		1							91

Marriages by Denominations in North Toronto, 1911.

GROOMS.	Brides.												TOTAL BRIDES.		
	Anglican.	Presbyterian.	Methodist.	Roman Catholic.	Baptist.	Congregational.	Lutheran.	Evangelical Association.	Hebrew.	Salvation Army.	Others.	No Denomination.			
Anglican .....	10		1												11
Presbyterian .....	1	5													6
Methodist .....			7									1			8
Roman Catholic .....															
Baptist .....	1											1			2
Congregational .....															
Lutheran .....															
Evangelical Association .....															
Hebrew .....															
Salvation Army .....															
Others .....												1			1
No Denomination .....															
TOTAL GROOMS.....	12	5	8									3			28

Licenses, 25.

Banns, 3.

Marriages by Ages in North Toronto, 1911.

GROOMS.

BRIDES.	AGE.	15	20	25	30	35	40	45	50	55	60	65	70	Not stated	TOTAL
		15		4	1										
	20		2	2	2		1								7
	25			5	1	2									8
	30			2	1	1									4
	35				1										1
	40			1											1
	45														
	50														
	55							1							1
	60														
	65														
	70														
	Age not stated.								1						1
	TOTAL		6	11	5	3	1	1	1						28

Marriages by Denominations in the Town of Orillia, 1911.

GROOMS.	BRIDES.											TOTAL BRIDES.		
	Anglican.	Presbyterian.	Methodist	Roman Catholic.	Baptist.	Congregational.	Lutheran.	Evangelical Association.	Hebrew.	Salvation Army.	Others.		No Denomination.	
Anglican .....	8	5												13
Presbyterian .....	1	24	2	1	3									31
Methodist.....	5	3	18								1			27
Roman Catholic.....	1			1										2
Baptist.....	1	1	1		3									6
Congregational .....	2													2
Lutheran .....														
Evangelical Association .....														
Hebrew .....														
Salvation Army .....			1											1
Others .....			1								3			4
No Denomination.....	1											1		2
TOTAL GROOMS.....	19	33	23	2	6						4	1		88

Licenses, 87.

Banns, 1.

Marriages by Ages in the Town of Orillia, 1911.

GROOMS.

BRIDES.	GROOMS.												TOTAL		
	AGE	15	20	25	30	35	40	45	50	55	60	65		70	Not stated
15	2	9	5	2											18
20	1	19	11	5	2										38
25		3	14	4	1	1									23
30			1	1	1	1									4
35			1												1
40			1						1						2
45								1		1					2
50															
55															
60															
65															
70															
Age not stated.															
TOTALS	3	31	33	12	4	2		1	1	1					88





Marriages by Denominations in the Town of Owen Sound, 1911.

GROOMS.	BRIDES.											TOTAL BRIDES.			
	Anglican.	Presbyterian.	Methodist.	Roman Catholic.	Baptist.	Congregational.	Lutheran.	Evangelical Association.	Hebrew.	Salvation Army.	Others.		No Denomination.		
Anglican.....	8	3	1												12
Presbyterian .....	3	17	8	2							1				31
Methodist.....	3	12	29	1	2								1		48
Roman Catholic.....			1	6											7
Baptist.....		3	5		3										11
Congregational.....	1														1
Lutheran .....															
Evangelical Association .....		1													1
Hebrew .....															
Salvation Army.....															
Others .....	1	1								1	4				7
No Denomination.....			2										1		3
TOTAL GROOMS.....	16	37	46	9	5					1	5	2			121

Licenses, 117.

Banns 4.

Marriages by Ages in the Town of Owen Sound, 1911.

GROOMS.

BRIDES.	AGE.	15	20	25	30	35	40	45	50	55	60	65	70	Not stated	TOTAL
		15	1	19	9										
	20	1	16	26	6										49
	25		3	12	8	2	1								26
	30		1		5		1		1	1					9
	35					1									1
	40							2							2
	45														
	50														
	55										1				1
	60														
	65														
	70														
	Age not stated.		2	1		1									4
	TOTALS.	2	41	48	19	4	2	2	1	1	1				121



Marriages by Denominations in the Town of Port Hope, 1911.

GROOMS.	BRIDES.											TOTAL BRIDES.	
	Anglican.	Presbyterian.	Methodist.	Roman Catholic.	Baptist.	Congregational.	Lutheran.	Evangelical Association.	Hebrew.	Salvation Army.	Others.		No Denomination.
Anglican .....	9	4	3	1	1	.....	.....	.....	.....	.....	.....	.....	18
Presbyterian .....	1	5	2	.....	1	.....	.....	.....	.....	.....	.....	.....	9
Methodist.....	1	1	15	.....	.....	1	.....	.....	.....	.....	.....	.....	18
Roman Catholic .....	.....	.....	.....	1	.....	.....	.....	.....	.....	.....	.....	.....	1
Baptist .....	2	1	.....	.....	3	.....	.....	.....	.....	.....	.....	.....	6
Congregational .....	.....	.....	.....	.....	.....	.....	.....	.....	.....	.....	.....	.....	.....
Lutheran .....	.....	.....	.....	.....	.....	.....	.....	.....	.....	.....	.....	.....	.....
Evangelical Association .....	.....	.....	.....	.....	.....	.....	.....	.....	.....	.....	.....	.....	.....
Hebrew .....	.....	.....	.....	.....	.....	.....	.....	.....	.....	.....	.....	.....	.....
Salvation Army.....	.....	.....	.....	.....	.....	.....	.....	.....	.....	.....	.....	.....	.....
Others .....	.....	.....	.....	.....	.....	.....	.....	.....	.....	.....	.....	.....	.....
No Denomination.....	.....	.....	1	.....	.....	.....	.....	.....	.....	.....	.....	1	2
TOTAL GROOMS.....	13	11	21	2	5	1	.....	.....	.....	.....	.....	1	54

Licenses, 53.

Banns, 1.

Marriages by Ages in the Town of Port Hope, 1911.

GROOMS.

BRIDES.	AGE.	15	20	25	30	35	40	45	50	55	60	65	70	Not stated	TOTAL.
	15 .....	.....	9	2	.....	.....	.....	.....	.....	.....	.....	.....	.....	.....	.....
20 .....	.....	12	5	4	.....	.....	.....	.....	.....	.....	.....	.....	.....	.....	21
25 .....	.....	2	3	5	.....	.....	1	.....	.....	.....	.....	.....	.....	.....	11
30 .....	.....	1	.....	.....	.....	3	.....	1	.....	.....	.....	.....	.....	.....	5
35 .....	.....	.....	.....	.....	.....	.....	.....	1	.....	.....	1	.....	.....	.....	2
40 .....	.....	.....	.....	.....	.....	.....	.....	.....	.....	1	.....	.....	.....	.....	1
45 .....	.....	.....	.....	.....	.....	.....	.....	.....	.....	.....	.....	.....	.....	.....	.....
50 .....	.....	.....	.....	.....	.....	.....	.....	.....	.....	.....	.....	.....	.....	.....	.....
55 .....	.....	.....	.....	.....	.....	.....	.....	.....	.....	.....	.....	.....	1	.....	1
60 .....	.....	.....	.....	.....	.....	.....	.....	.....	.....	.....	.....	1	.....	.....	1
65 .....	.....	.....	.....	.....	.....	.....	.....	.....	.....	.....	.....	.....	.....	.....	.....
70 .....	.....	.....	.....	.....	.....	.....	.....	.....	.....	.....	.....	.....	.....	.....	.....
Age not stated .....	.....	.....	.....	.....	.....	.....	.....	1	.....	.....	.....	.....	.....	.....	1
TOTALS .....	.....	24	10	9	3	2	2	.....	1	1	1	1	.....	.....	54

Marriages by Denominations in the Town of Sarnia, 1911.

GROOMS	BRIDES.											TOTAL BRIDES.	
	Anglican.	Presbyterian.	Methodist.	Roman Catholic.	Baptist.	Congregational.	Lutheran.	Evangelical Association.	Hebrew.	Salvation Army.	Others.		No Denomination.
Anglican .....	18		7	4	1	1							31
Presbyterian .....	5	25	6	2	4	2							44
Methodist.....	10	11	74	5	7	1					1	1	110
Roman Catholic.....	1	2	5	13	2	1	4					3	31
Baptist .....		3	3	3	14							1	24
Congregational .....		1	1			2							4
Lutheran .....	2	2	2										6
Evangelical Association .....				1									1
Hebrew .....													
Salvation Army .....									1				1
Others.....			2		1	1					2		6
No Denomination.....			2	2								3	7
TOTAL GROOMS.....	36	44	102	30	29	8	4			1	3	8	265

Licenses, 258.

Banns, 7.

Marriages by Ages in the Town of Sarnia, 1911.

GROOMS.

BRIDES.	AGE.	15	20	25	30	35	40	45	50	55	60	65	70	Not stated	TOTAL.
		15	11	48	10			1							
	20		49	37	5	5		1							97
	25		8	20	12	8	3	2		1					54
	30			3	5	2	2	2							14
	35			2	2	2	2	1	1	1	1				12
	40			1	1	2	1	2	1		1				9
	45				1	1		1		1					4
	50							1	1			1			3
	55														
	60														
	65														
	70											1			1
	Age not stated			1											1
	TOTALS	11	105	74	26	20	9	10	3	3	2	2			265



Marriages by Denominations in the Town of Smith's Falls, 1911.

GROOMS.	BRIDES.												TOTAL BRIDES.		
	Anglican.	Presbyterian.	Methodist.	Roman Catholic.	Baptist.	Congregational.	Lutheran.	Evangelical Association.	Hebrew.	Salvation Army.	Others.	No Denomination.			
Anglican .....	8	3	4		1										16
Presbyterian .....	2	6	2												10
Methodist.....	5	4	12		1							1			23
Roman Catholic .....	1			2											3
Baptist .....		1	1		3										5
Congregational .....															
Lutheran .....															
Evangelical Association															
Hebrew .....															
Salvation Army.....															
Others .....															
No Denomination.....															
TOTAL GROOMS .....	16	14	19	2	5									1	57

Licenses, 56.

Banns, 1.

Marriages by Ages in the Town of Smith's Falls, 1911.

GROOMS.

BRIDES.	GROOMS.													TOTAL	
	AGE.	15	20	25	30	35	40	45	50	55	60	65	70		Not stated
15		1	2	4						1					8
20			7	10	3	1									21
25			2	5	4	2									13
30				1	5	2	1								9
35					2				1						3
40							1								1
45															
50											1				1
55															
60															
65															
70															
Age not stated.				1											1
TOTALS		1	11	21	14	5	2		1	1	1				57

Marriages by Denominations in the Town of Welland, 1911.

GROOMS.	BRIDES.												TOTAL BRIDES.	
	Anglican.	Presbyterian.	Methodist.	Roman Catholic.	Baptist.	Congregational.	Lutheran.	Evangelical Association.	Hebrew.	Salvation Army.	Others.	No Denomination.		
Anglican .....	9	1	4											14
Presbyterian .....		9	3	2			3					1		18
Methodist.....	4	2	11	3	2		1					1		24
Roman Catholic.....			1	20										21
Baptist .....	1	3	1		3									8
Congregational .....						1								1
Lutheran .....			1											1
Evangelical Association .....								1						1
Hebrew .....														
Salvation Army.....														
Others .....	1	1		1				1				4		8
No Denomination.....			1		2									3
TOTAL GROOMS .....	15	16	22	26	7	1	4	2				6		99

Licenses, 89.

Banns, 10.

Marriages by Ages in the Town of Welland, 1911.

GROOMS.

BRIDES.	AGE	GROOMS.												TOTAL.	
		15	20	25	30	35	40	45	50	55	60	65	70		Not stated
	15	1	14	12	1			1							29
	20		21	18	4										43
	25		5	8	5	1	1								20
	30				4										4
	35				1		1								2
	40														
	45														
	50														
	55														
	60										1				1
	65														
	70														
	Age not stated.														
	TOTALS.	1	40	38	15	1	2	1			1				99



# APPENDIX

## DETAILED FORM OF THE INTERNATIONAL CLASSIFICATION OF CAUSES OF DEATH.—BERTILLON NOMENCLATURE.

### OFFICIAL ENGLISH TRANSLATION.

(Diseases and Causes of Death.)

#### I.—GENERAL DISEASES.

1. Typhoid fever.
2. Typhus fever.
3. Relapsing fever.
4. Malaria.
5. Smallpox.
6. Measles.
7. Scarlet fever.
8. Whooping cough.
9. Diphtheria and croup.
10. Influenza.
11. Miliary fever.
12. Asiatic cholera.
13. Cholera nostras.
14. Dysentery.
15. Plague.
16. Yellow fever.
17. Leprosy.
18. Erysipelas.
19. Other epidemic diseases.
20. Purulent infection and septicæmia.
21. Glanders.
22. Anthrax.
23. Rabies.
24. Tetanus.
25. Mycoses.
26. Pellagra.
27. Beriberi.
28. Tuberculosis of the lungs.
29. Acute miliary tuberculosis.
30. Tuberculous meningitis.
31. Abdominal tuberculosis.
32. Pott's disease.
33. White swelling.
34. Tuberculosis of other organs.
35. Disseminated tuberculosis.
36. Rickets.
37. Syphilis.
38. Gonococcus infection.
39. Cancer and other malignant tumors of the buccal cavity.
40. Cancer and other malignant tumors of the stomach, liver.
41. Cancer and other malignant tumors of the peritoneum, intestines, rectum.
42. Cancers and other malignant tumors of the female genital organs.
43. Cancer and other malignant tumors of the breast.
44. Cancer and other malignant tumors of the skin.

45. Cancer and other malignant tumors of other organs and of organs not specified.
46. Other tumors (tumors of the female genital organs excepted).
47. Acute articular rheumatism.
48. Chronic rheumatism and gout.
49. Scurvy.
50. Diabetes.
51. Exophthalmic goitre.
52. Addison's disease.
53. Leucæmia.
54. Anæmia, chlorosis.
55. Other general diseases.
56. Alcoholism (acute or chronic).
57. Chronic lead poisoning.
58. Other chronic occupation poisonings.
59. Other chronic poisonings.

#### II.—DISEASES OF THE NERVOUS SYSTEM AND OF THE ORGANS OF SPECIAL SENSE.

60. Encephalitis.
61. Simple meningitis.
62. Locomotor ataxia.
63. Other diseases of the spinal cord.
64. Cerebral hæmorrhage, apoplexy.
65. Softening of the brain.
66. Paralysis without specified cause.
67. General paralysis of the insane.
68. Other forms of mental alienation.
69. Epilepsy.
70. Convulsions (non-puerperal).
71. Convulsions of infants.
72. Chorea.
73. Neuralgia and neuritis.
74. Other diseases of the nervous system.
75. Diseases of the eyes and their adnexa.
76. Diseases of the ears.

#### III.—DISEASES OF THE CIRCULATORY SYSTEM.

77. Pericarditis.
78. Acute endocarditis.
79. Organic diseases of the heart.
80. Angina pectoris.
81. Diseases of the arteries, atheroma, aneurysm, etc.
82. Embolism and thrombosis.
83. Diseases of the veins (varices, hemorrhoids, phlebitis, etc.).
84. Diseases of the lymphatic system (lymphangitis, etc.).
85. Hæmorrhage; other diseases of the circulatory system.

#### IV.—DISEASES OF THE RESPIRATORY SYSTEM.

86. Diseases of the nasal fossæ.
87. Diseases of the larynx.
88. Diseases of the thyroid body.
89. Acute bronchitis.
90. Chronic bronchitis.
91. Broncho-pneumonia.
92. Pneumonia.
93. Pleurisy.
94. Pulmonary congestion, pulmonary apoplexy.
95. Gangrene of the lung.
96. Asthma.
97. Pulmonary emphysema.
98. Other diseases of the respiratory system (tuberculosis excepted).

#### V.—DISEASES OF THE DIGESTIVE SYSTEM.

99. Diseases of the mouth and adnexa.
100. Diseases of the pharynx.
101. Diseases of the œsophagus.
102. Ulcer of the stomach.
103. Other diseases of the stomach (cancer excepted).
104. Diarrhœa and enteritis (under 2 years).
105. Diarrhœa and enteritis (2 years and over).
106. Ankylostomiasis.
107. Intestinal parasites.
108. Appendicitis and typhlitis.
109. Hernias, intestinal obstructions.
110. Diseases of the intestines.
111. Acute yellow atrophy of the liver.
112. Hydatid tumor of the liver.
113. Cirrhosis of the liver.
114. Biliary calculi.
115. Other diseases of the liver.
116. Diseases of the spleen.
117. Simple peritonitis (non-puerperal).
118. Other diseases of the digestive system (cancer and tuberculosis excepted).

#### VI.—NON-VENEREAL DISEASES OF THE GENITO-URINARY SYSTEM AND ADNEXA.

119. Acute nephritis.
120. Bright's disease.
121. Chyluria.
122. Other diseases of the kidneys and adnexa.
123. Calculi of the urinary passages.
124. Diseases of the bladder.
125. Diseases of the urethra, urinary abscess, etc.
126. Diseases of the prostate.
127. Non-venerereal diseases of the male genital organs.
128. Uterine hæmorrhage (non-puerperal).
129. Uterine tumor (non-cancerous).
130. Other diseases of the uterus.
131. Cysts and other tumors of the ovary.
132. Salpingitis and other diseases of the female genital organs.
133. Non-puerperal diseases of the breast (cancer excepted).

#### VII.—THE PUERPERAL STATE.

134. Accidents of pregnancy.
135. Puerperal hæmorrhage.
136. Other accidents of labor.
137. Puerperal septicæmia.
138. Puerperal albuminuria and convulsions.
139. Puerperal phlegmasia, alba dolens, embolus, sudden death.
140. Following childbirth (not otherwise defined).
141. Puerperal diseases of the breast.

#### VIII.—DISEASES OF THE SKIN AND OF THE CELLULAR TISSUE.

142. Gangrene.
143. Furuncle.
144. Acute abscess.
145. Other diseases of the skin and adnexa.

#### IX.—DISEASES OF THE BONES AND OF THE ORGANS OF LOCOMOTION.

146. Diseases of the bones (tuberculosis excepted).
147. Diseases of the joints (tuberculosis and rheumatism excepted).
148. Amputations.
149. Other diseases of the organs of locomotion.

#### X.—MALFORMATIONS.

150. Congenital malformations (stillbirths not included).

#### XI.—DISEASES OF EARLY INFANCY.

151. Congenital debility, icterus and sclerema.
152. Other diseases peculiar to early infancy.
153. Lack of care.

#### XII.—OLD AGE.

154. Senility.

#### XIII.—AFFECTIONS PRODUCED BY EXTERNAL CAUSES.

155. Suicide by poison.
156. Suicide by asphyxia.
157. Suicide by hanging or strangulation.
158. Suicide by drowning.
159. Suicide by firearms.
160. Suicide by cutting or piercing instruments.
161. Suicide by jumping from high places.
162. Suicide by crushing.
163. Other suicides.
164. Poisoning by food.
165. Other acute poisonings.
166. Conflagration.
167. Burns (conflagration excepted).
168. Absorption of deleterious gases (conflagration excepted).
169. Accidental drowning.


170. Traumatism by firearms.
171. Traumatism by cutting or piercing instruments.
172. Traumatism by fall.
173. Traumatism in mines and quarries.
174. Traumatism by machines.
175. Traumatism by other crushing (vehicles, railroad, landslides, etc.).
176. Injuries by animals.
177. Starvation.
178. Excessive cold.
179. Effects of heat.
180. Lightning.
181. Electricity (lightning excepted).
182. Homicide by firearms.

183. Homicide by cutting or piercing instruments.
184. Homicide by other means.
185. Fractures (cause not specified).
186. Other external violence.

XIV.—ILL-DEFINED DISEASES.

187. Ill-defined organic disease.
188. Sudden death.
189. Cause of death not specified or ill-defined.

190. XV.—STILL-BIRTHS.

















CAUSES OF DEATH IN THE COUNTY OF BRUCE, 1911.

DISEASES AND CAUSES OF DEATH.	Ages.													Sex.		Nativity.			Social Con.		Months.																		
	Under 1.													Male.	Female.	Canada.	Foreign.	Not stated.	Single.	Married.	Not stated.	January.	February.	March.	April.	May.	June.	July.	August.	September.	October.	November.	December.						
	1-0	1-1	2-3	4-5	6-7	8-9	10-14	15-19	20-29	30-39	40-49	50-59	60-69																					70-79	80 and over.	Not stated.			
<b>Total.</b>	135	78	6	6	2	3	17	15	33	20	31	46	110	128	364	283	1	381	186	81	22	53	66	23	15	11	12	17	10	12	12	8	7	16	8	14	53		
<b>Grand Total</b>	648																																						
<b>I.—GENERAL DISEASES.</b>																																							
<b>Group Total</b>	142																																						
1. Typhoid fever	7	1	1	1	1	1	3	8	17	18	24	14	11	61	81	1	83	27	22	66	23	1	3	2	1	1	1	1	1	1	1	1	1	1	1	1	1	1	1
6. Measles	2	1	1	1	1	1	1	1	1	1	1	1	1	1	1	1	1	1	1	1	1	1	1	1	1	1	1	1	1	1	1	1	1	1	1	1	1	1	1
9. Diphtheria and croup	2	1	1	1	1	1	1	1	1	1	1	1	1	1	1	1	1	1	1	1	1	1	1	1	1	1	1	1	1	1	1	1	1	1	1	1	1	1	1
10. Influenza	9	2	1	1	1	1	1	1	1	1	1	1	1	1	1	1	1	1	1	1	1	1	1	1	1	1	1	1	1	1	1	1	1	1	1	1	1	1	1
14. Dysentery	2	1	1	1	1	1	1	1	1	1	1	1	1	1	1	1	1	1	1	1	1	1	1	1	1	1	1	1	1	1	1	1	1	1	1	1	1	1	1
18. Erysipelas	4	1	1	1	1	1	1	1	1	1	1	1	1	1	1	1	1	1	1	1	1	1	1	1	1	1	1	1	1	1	1	1	1	1	1	1	1	1	1
20. Purulent infection and septicæmia	1	1	1	1	1	1	1	1	1	1	1	1	1	1	1	1	1	1	1	1	1	1	1	1	1	1	1	1	1	1	1	1	1	1	1	1	1	1	1
24. Tetanus	1	1	1	1	1	1	1	1	1	1	1	1	1	1	1	1	1	1	1	1	1	1	1	1	1	1	1	1	1	1	1	1	1	1	1	1	1	1	1
28. Tuberculosis of the lungs	38	1	1	1	1	1	1	1	1	1	1	1	1	1	1	1	1	1	1	1	1	1	1	1	1	1	1	1	1	1	1	1	1	1	1	1	1	1	1
29. Acute military tuberculosis	3	1	1	1	1	1	1	1	1	1	1	1	1	1	1	1	1	1	1	1	1	1	1	1	1	1	1	1	1	1	1	1	1	1	1	1	1	1	1
30. Tuberculous meningitis	3	1	1	1	1	1	1	1	1	1	1	1	1	1	1	1	1	1	1	1	1	1	1	1	1	1	1	1	1	1	1	1	1	1	1	1	1	1	1
31. Abdominal tuberculosis	2	1	1	1	1	1	1	1	1	1	1	1	1	1	1	1	1	1	1	1	1	1	1	1	1	1	1	1	1	1	1	1	1	1	1	1	1	1	1
35. Disseminated tuberculosis	1	1	1	1	1	1	1	1	1	1	1	1	1	1	1	1	1	1	1	1	1	1	1	1	1	1	1	1	1	1	1	1	1	1	1	1	1	1	1
39. Cancer and other malignant tumors of the buccal cavity	5	1	1	1	1	1	1	1	1	1	1	1	1	1	1	1	1	1	1	1	1	1	1	1	1	1	1	1	1	1	1	1	1	1	1	1	1	1	1
40. Cancer and other malignant tumors of the stomach, liver	16	1	1	1	1	1	1	1	1	1	1	1	1	1	1	1	1	1	1	1	1	1	1	1	1	1	1	1	1	1	1	1	1	1	1	1	1	1	1
41. Cancer and other malignant tumors of the peritoneum, intestines, rectum	3	1	1	1	1	1	1	1	1	1	1	1	1	1	1	1	1	1	1	1	1	1	1	1	1	1	1	1	1	1	1	1	1	1	1	1	1	1	1
42. Cancer and other malignant tumors of the female genital organs	3	1	1	1	1	1	1	1	1	1	1	1	1	1	1	1	1	1	1	1	1	1	1	1	1	1	1	1	1	1	1	1	1	1	1	1	1	1	1
43. Cancer and other malignant tumors of the breast	3	1	1	1	1	1	1	1	1	1	1	1	1	1	1	1	1	1	1	1	1	1	1	1	1	1	1	1	1	1	1	1	1	1	1	1	1	1	1
44. Cancer and other malignant tumors of the skin	1	1	1	1	1	1	1	1	1	1	1	1	1	1	1	1	1	1	1	1	1	1	1	1	1	1	1	1	1	1	1	1	1	1	1	1	1	1	1
45. Cancer and other malignant tumors of other organs and of organs not specified	11	1	1	1	1	1	1	1	1	1	1	1	1	1	1	1	1	1	1	1	1	1	1	1	1	1	1	1	1	1	1	1	1	1	1	1	1	1	1
48. Chronic rheumatism and gout	2	1	1	1	1	1	1	1	1	1	1	1	1	1	1	1	1	1	1	1	1	1	1	1	1	1	1	1	1	1	1	1	1	1	1	1	1	1	1
50. Diabetes	4	1	1	1	1	1	1	1	1	1	1	1	1	1	1	1	1	1	1	1	1	1	1	1	1	1	1	1	1	1	1	1	1	1	1	1	1	1	1
51. Exophthalmic goitre	2	1	1	1	1	1	1	1	1	1	1	1	1	1	1	1	1	1	1	1	1	1	1	1	1	1	1	1	1	1	1	1	1	1	1	1	1	1	1
52. Addison's disease	1	1	1	1	1	1	1	1	1	1	1	1	1	1	1	1	1	1	1	1	1	1	1	1	1	1	1	1	1	1	1	1	1	1	1	1	1	1	1
53. Leucæmia	1	1	1	1	1	1	1	1	1	1	1	1	1	1	1	1	1	1	1	1	1	1	1	1	1	1	1	1	1	1	1	1	1	1	1	1	1	1	1
54. Anæmia, chlorosis	15	1	1	1	1	1	1	1	1	1	1	1	1	1	1	1	1	1	1	1	1	1	1	1	1	1	1	1	1	1	1	1	1	1	1	1	1	1	1
55. Other general diseases	1	1	1	1	1	1	1	1	1	1	1	1	1	1	1	1	1	1	1	1	1	1	1	1	1	1	1	1	1	1	1	1	1	1	1	1	1	1	1

OFFICIAL ENGLISH TRANSLATION.  
DISEASES AND CAUSES OF DEATH.

Number of Column.













XI.—DISEASES OF EARLY INFANCY.

Group Total	232	223	144	88	232	232	232	10 20 23 14 18 17 31 28 19 24 13 15
151. Congenital debility, icterus, and sclerema	223	8	138	85	232	232	232	10 20 23 14 18 17 31 28 19 24 13 15
152. Other diseases peculiar to early infancy	8	8	5	3	8	8	8	10 20 23 14 18 17 31 28 19 24 13 15
153. Lack of care	1	1	1	1	1	1	1	10 20 23 14 18 17 31 28 19 24 13 15

XII.—OLD AGE.

Group Total	143	35 78	72	71	66	51	21	18	120	5 13 11 19 42 17	4	9	14	1
Group Total	143	35 78	72	71	66	51	21	18	120	5 13 11 19 42 17	4	9	14	1

XIII.—AFFECTIONS PRODUCED BY EXTERNAL CAUSES.

Group Total	84	10 4 7 2 4	8 13 15	10 4 7 2 4	8 13 15	10 4 7 2 4	8 13 15	22	6	38	43	3	6	11	5	5
155. Suicide by poison	4	1 1	1 1	1	1	1	1	3	1	4	4	3	6	11	5	5
158. Suicide by drowning	2	1 1	2	1	1	1	1	1	1	1	1	1	1	1	1	1
160. Suicide by cutting or piercing instruments	1	1	1	1	1	1	1	1	1	1	1	1	1	1	1	1
163. Other suicides	1	1	1	1	1	1	1	1	1	1	1	1	1	1	1	1
165. Other acute poisonings	2	1 1	1	1	1	1	1	1	1	1	1	1	1	1	1	1
166. Congnagration	1	1	1	1	1	1	1	1	1	1	1	1	1	1	1	1
167. Burns (conflagration excepted)	8	1 1 1 1 1	1 1	1 1	1 1	1 1	1 1	6	2	5	3	1	1	1 1 1 2	1	1
168. Absorption of deleterious gases (conflagration excepted)	1	1	1	1	1	1	1	1	1	1	1	1	1	1	1	1
169. Accidental drowning	16	1 1 1 1 3	3 3	1 1 2	1 1 2	1 1 2	1 1 2	19	2	10	1	2	1	1 1 6 4	3	1
170. Traumatism by firearms	2	1 1	1 1	1	1	1	1	1	1	1	1	1	1	1	1	1
172. Traumatism by fall	6	1 1 1	1 1 1	1 3	1 3	1 3	6	6	1	2	4	1	1	1 1 1	1	1
173. Traumatism in mines and quarries	1	1	1	1	1	1	1	1	1	1	1	1	1	1	1	1
174. Traumatism by machines	1	1	1	1	1	1	1	1	1	1	1	1	1	1	1	1
175. Traumatism by other crushing (vehicles, rail road, landslides, etc.)	8	1 1 1 1 1	3 1	1 1	1 1	1 1	8	7	1	5	2	1	1	1 1 1	1	2
176. Injuries by animals	3	1 1 1	1 1 1	1 1 1	1 1 1	1 1 1	2	1	1	1	1	1	1	1 1 1	1	1
179. Effects of heat	4	1 1 1 1	1 1 1 1	1 1 1 1	1 1 1 1	1 1 1 1	3	3	1	1	1	1	1	1 1 1	1	1
181. Electricity (lightning excepted)	1	1	1	1	1	1	1	1	1	1	1	1	1	1	1	1
185. Fractures (causes not specified)	18	1 2 3 3	2 2 4 1	1 4 4	1 4 4	1 4 4	11	6	1	5	12	1	2	1 3 1 2 2 1 3	1	2
186. Other external violence	4	1 1 1 1	1 1 1 1	1 1 1 1	1 1 1 1	1 1 1 1	2	1	1	1	3	1	1	1 1 1	1	1

XIV.—ILL-DEFINED DISEASES.

Group Total	58	17 5 3	1 1 1	1 5 3 8	8 6	34	24	42	12	4	34	21	3	6	5	6	1	5	7	2	6	
Group Total	58	17 5 3	1 1 1	1 5 3 8	8 6	34	24	42	12	4	34	21	3	6	5	6	1	5	7	2	6	2

189. Cause of death not specified or ill-defined

XV.—STILL-BIRTHS.

Group Total	176	176	30	78	8	176	8	176	16	18	15	19	10	11	12	11	15	16
Group Total	176	176	30	78	8	176	8	176	16	18	15	19	10	11	12	11	15	16

CAUSES OF DEATH IN THE COUNTY OF DUFFERIN, 1911.

OFFICIAL ENGLISH TRANSLATION. DISEASES AND CAUSES OF DEATH.

Number of Column.

Table with columns for Cause of Death, Grand Total, Group Total, and various demographic categories (Sex, Age, Nativity, Social Con., Months).

I.—GENERAL DISEASES.

Group Total

- 1. Typhoid fever
2. Measles
3. Scarlet fever
4. Influenza
5. Purulent infection and septicaemia
6. Tuberculosis of the lungs
7. Acute mitral tuberculosis
8. Tuberculous meningitis
9. Cancer and other malignant tumors of the buccal cavity
10. Cancer and other malignant tumors of the stomach, liver
11. Cancer and other malignant tumors of the female genital organs
12. Cancer and other malignant tumors of the breast
13. Cancer and other malignant tumors of other organs and of organs not specified
14. Chronic rheumatism and gout
15. Diabetes
16. Anæmia, chlorosis
17. Other general diseases

II.—DISEASES OF THE NERVOUS SYSTEM AND OF THE ORGANS OF SPECIAL SENSE.

Group Total

- 64. Cerebral hemorrhage, apoplexy
65. Paralysis without specified cause
66. Other forms of mental alienation
67. Convulsions of infants

III.—DISEASES OF THE CIRCULATORY SYSTEM.

<b>Group Total</b>	31	1	1	1	1	1	2	3	4	9	8	2	14	17	12	7	3	23	5	6	3	5	2	2	1	3	4	2	1	3	1	2			
78. Acute endocarditis	4					3							1	3	2	2		4																	
79. Organic diseases of the heart	17					4	4	2					7	10	6	4	2	11																	
81. Diseases of the Aërtes, atheroma, aneurysm, etc.	9					3	2	4					5	4	2	4	3	8																	
82. Embolism and thrombosis	1					1							1	1	1		1																		

IV.—DISEASES OF THE RESPIRATORY SYSTEM.

<b>Group Total</b>	20	3				3	2			2	7	3	9	11	13	3	4	7	10	3	4	2	5	3	1											
Broncho-pneumonia	3					1				2			2	1	2	1		1	2																	
92. Pneumonia	15					4	4	4		2	6	1	7	8	10	2	3	5	7																	
93. Pleurisy	1					1				1			1	1	1		1		1																	
96. Asthma	1					1				1			1	1	1		1		1																	

V.—DISEASES OF THE DIGESTIVE SYSTEM.

<b>Group Total</b>	12	1				1	2	4	1	1	1	1	7	5	8	4	3	7	2	1	1	4	1	1	1	1											
102. Ulcer of the stomach	1					1							1	1	1																						
103. Other diseases of the stomach (cancer excepted)	1					1							1	1	1																						
104. Diarrhoea and enteritis (under 2 years)	1					1							1	1	1																						
108. Appendicitis and typhlitis	6					1	1	2		1		3	3	3	4	2	2	4																			
109. Hernias, intestinal obstructions	1					1						1	1	1	1		1																				
110. Diseases of the intestines	1					1						1	1	1	1		1																				
115. Other diseases of the liver	1					1						1	1	1	1		1																				

VI.—NON-VENEREAL DISEASES OF THE GENITO-URINARY SYSTEM AND ADNEXA.

<b>Group Total</b>	10					1	1	1	2	2	1	1	6	4	6	3	1	2	6	2	1	1	3	2	1	1	1											
119. Acute nephritis	1					1						1	1	1	1			1																				
120. Bright's disease	6					1	1	2	1	1		2	4	4	5	1	1	1	1																			
122. Other diseases of the kidneys and adnexa	2					1						2	2	2	1	1	1	2																				
124. Diseases of the bladder	1					1						1	1	1	1		1																					

VII.—THE PUERPERAL STATE.

<b>Group Total</b>	1					1								1	1																							
134. Accidents of pregnancy	1					1								1	1																							

XI.—DISEASES OF EARLY INFANCY.

<b>Group Total</b>	12	12											9	3	12																							
151. Congenital debility, icterus, and sclerema	12	12											9	3	12																							

XII.—OLD AGE.

<b>Group Total</b>	29												11	18	8	12	9	1	27	1	2	7	2	4	1	4	3	1	3	1	1						
--------------------	----	--	--	--	--	--	--	--	--	--	--	--	----	----	---	----	---	---	----	---	---	---	---	---	---	---	---	---	---	---	---	--	--	--	--	--	--



CAUSES OF DEATH IN THE COUNTY OF ELGIN, 1911.

DISEASES AND CAUSES OF DEATH.	Ages.												Sex.		Nativity.		Social Con.		Months																																					
	Under 1.												Male.	Female.	Canada.	Foreign.	Not stated.	Single.	Married.	Not stated.	January.	February.	March.	April.	May.	June.	July.	August.	September.	October.	November.	December.																								
	0-1	1-2	2-3	3-4	4-5	5-6	6-7	7-8	8-9	10-11	11-12	13-14	14-15	15-16	16-17	18	19	20	21	22	23	24	25	26	27	28	29	30	31	32	33	34	35	36	37	38																				
<b>Total.</b>	38	5	6	2	1	1	11	8	2	3	2	5	1	9	250	254	1	299	117	89	171	282	52	46	57	57	57	44	37	32	36	35	40	37	31																					
Number of Column.																							9	96	61	51	32	23	17	6	7	18	17	16	21	8	3	47	69	82	16	18	40	66	10	11	10	13	14	14	14	8	10	8	10	6
<b>Grand Total</b>	<b>116</b>																																																							
I.—GENERAL DISEASES.																																																								
1. Typhoid fever																																																								
2. Measles																																																								
3. Scarlet fever																																																								
4. Whooping cough																																																								
5. Diphtheria and croup																																																								
6. Influenza																																																								
7. Dysentery																																																								
8. Erysipelas																																																								
9. Purulent infection and septikemia																																																								
10. Tuberculosis of the lungs																																																								
11. Acute military tuberculosis																																																								
12. Tuberculous meningitis																																																								
13. Abdominal tuberculosis																																																								
14. Pott's disease																																																								
15. Tuberculosis of other organs																																																								
16. Rickets																																																								
17. Cancer and other malignant tumors of the buccal cavity																																																								
18. Cancer and other malignant tumors of the stomach and liver																																																								
19. Cancer and other malignant tumors of the peritoneum, intestines, rectum																																																								
20. Cancer and other malignant tumors of the female genital organs																																																								
21. Cancer and other malignant tumors of the breast																																																								
22. Cancer and other malignant tumors of other organs and of organs not specified																																																								
23. Acute articular rheumatism																																																								
24. Chronic rheumatism and gout																																																								
25. Diabetes																																																								
26. Anæmia, chlorosis																																																								
27. Other general diseases																																																								
28. Alcoholism (acute or chronic)																																																								

	1	2	3	4	5	6	7	8	9	10	11	12	13	14	15	16	17	18	19	20	21	22	23	24	25	26	27	28	29	30	31	32	33	34	35	36	37	38	
<b>II.—DISEASES OF THE NERVOUS SYSTEM AND OF THE ORGANS OF SPECIAL SENSE.</b>																																							
<b>Group Total</b>	55	6	2			1	1			1	3	7	10	9	14	1	28	27		28	18	9	16	32	7	6	7	2	12	3	4	7	3	2	4	3			
Encephalitis	1					1						1						1			1				1														
Simple meningitis	3	2				1						3						3			3				1														
Locomotor ataxia	1					1						1						1																					
Cerebral hemorrhage, apoplexy	28					1						15	4	7	9	1	15	15			11	6	3	21	4	2	3	1	7	3	1	4	2	1	1	2			
Softening of the brain	2					2						2						2			1				2														
Paralysis without specified cause	10					2						5	2	3			8	8			4	4	2	3	5	2	3	2	1	2	1	1	1	1	1	1	1	1	1
Convulsions of infants	6	4	2									3	3				3	3			6	6	6	6	2	3	2	1	2	1	1	1	1	1	1	1	1	1	1
Neuralgia and neuritis	73					1						1					1	1			1				1	1	1	1	1	1	1	1	1	1	1	1	1	1	1
Other diseases of the nervous system	4	3				1						2	1				1	2			2	1		2	1	1	1	1	1	1	1	1	1	1	1	1	1	1	
<b>III.—DISEASES OF THE CIRCULATORY SYSTEM.</b>																																							
<b>Group Total</b>	54						2	2	2	6	15	16	9	2	32	23		27	19	8	6	42	6	3	9	7	4	3	2	4	3	2	4	7	5	4			
Acute endocarditis	2					1									1		1		1			1																	
Organic diseases of the heart	36					1				1		4	10	6	1	21	15		22	9	5	5	26	5	2	3	6	4	2	2	2	1	1	1	1	1	1	1	1
Diseases of the Arteries, atheroma, aneurysm, etc.	16					2	4	6	3	1	10	6					4	9	3		15	1	1	1	1	1	1	1	1	1	1	1	1	1	1	1	1	1	1
<b>IV.—DISEASES OF THE RESPIRATORY SYSTEM.</b>																																							
<b>Group Total</b>	45	1	1	2		1	3			1	3	6	10	6	10	1	21	24		21	12	12	29	4	8	10	5	10	9	2	1	1	1	2	2				
Acute bronchitis	1					1											1		1																				
Chronic bronchitis	7					2	3					1	2	3	1	3	4		1	3	3	1	5	1	3	2	1	1	1	1	1	1	1	1	1	1	1	1	1
Broncho-pneumonia	6	1	1	1		1	1					2	1	1	1	5		3	2	1	3	3	2	1	3	2	1	1	1	1	1	1	1	1	1	1	1	1	1
Pneumonia	23					3	2	8	3	5	13	10				11	6	6	4	48	1	5	5	4	2	1	1	1	1	1	1	1	1	1	1	1	1	1	1
Pleurisy	5	1				1						2	1	1	3	2		2	1	2	2	1	2	2	1	2	1	1	1	1	1	1	1	1	1	1	1	1	1
Pulmonary congestion, pulmonary apoplexy	94	1				1						1				1	1	1		1			1	1	1	1	1	1	1	1	1	1	1	1	1	1	1	1	1
Asthma	2					1						1				1	1		2				1	1	1	1	1	1	1	1	1	1	1	1	1	1	1	1	1
<b>V.—DISEASES OF THE DIGESTIVE SYSTEM.</b>																																							
<b>Group Total</b>	23	6	1			1	1	1	1	2	1	2	2	4	1	9	14		18	2	3	12	9	2	3	2	3	1	3	1	5	4	1						
Other diseases of the stomach (cancer excepted)	103					1						1				1	3		3	1		3	1	3	1	1	1	1	1	1	1	1	1	1	1	1	1	1	1
Diarrhea and enteritis (under 2 years)	104					1						1				2	4		6			6	1	1	1	1	1	1	1	1	1	1	1	1	1	1	1	1	
Diarrhea and enteritis (2 years and over)	105					1						1				1	1		1			1	1	1	1	1	1	1	1	1	1	1	1	1	1	1	1	1	
Appendicitis and typhlitis	108					1						1				1	1		1			1	1	1	1	1	1	1	1	1	1	1	1	1	1	1	1	1	1
Hernias, intestinal obstructions	109					1						1				2	2		3	1		2	1	1	1	1	1	1	1	1	1	1	1	1	1	1	1	1	
Cirrhosis of the liver	113					1						1				2	1		2			2	1	3	1	1	1	1	1	1	1	1	1	1	1	1	1	1	1
Other diseases of the liver	115					1						1				1	1		1			1	1	1	1	1	1	1	1	1	1	1	1	1	1	1	1	1	
Simple peritonitis (non-puerperal)	117					1						1				1	1		1			2	2	1	1	1	1	1	1	1	1	1	1	1	1	1	1	1	
<b>VI.—NON-VERNEAL DISEASES OF THE GENITO-URINARY SYSTEM AND ADNEXA.</b>																																							
<b>Group Total</b>	26					1	2	1	1	2	1	5	4	8	5	12	14		11	8	7	2	21	3	3	4	5	1	1	1	1	1	1	1	1	1	1	1	
Acute nephritis	119					1						1				1	13		10	6	6	1	19	2	3	4	4	1	1	1	1	1	1	1	1	1	1	1	
Bright's disease	120					1						1				1	1		10	6	6	1	19	2	3	4	4	1	1	1	1	1	1	1	1	1	1	1	
Other diseases of the kidneys and adnexa	122					1						1				1	1		1			1	1	1	1	1	1	1	1	1	1	1	1	1	1	1	1	1	
Diseases of the prostate	126					1						1				1	1		1			1	1	1	1	1	1	1	1	1	1	1	1	1	1	1	1	1	

Number of Column.

II.—DISEASES OF THE NERVOUS SYSTEM AND OF THE ORGANS OF SPECIAL SENSE.

Group Total
Encephalitis
Simple meningitis
Locomotor ataxia
Cerebral hemorrhage, apoplexy
Softening of the brain
Paralysis without specified cause
Convulsions of infants
Neuralgia and neuritis
Other diseases of the nervous system

III.—DISEASES OF THE CIRCULATORY SYSTEM.

Group Total
Acute endocarditis
Organic diseases of the heart
Diseases of the Arteries, atheroma, aneurysm, etc.

IV.—DISEASES OF THE RESPIRATORY SYSTEM.

Group Total
Acute bronchitis
Chronic bronchitis
Broncho-pneumonia
Pneumonia
Pleurisy
Pulmonary congestion, pulmonary apoplexy
Asthma

V.—DISEASES OF THE DIGESTIVE SYSTEM.

Group Total
Other diseases of the stomach (cancer excepted)
Diarrhea and enteritis (under 2 years)
Diarrhea and enteritis (2 years and over)
Appendicitis and typhlitis
Hernias, intestinal obstructions
Cirrhosis of the liver
Other diseases of the liver
Simple peritonitis (non-puerperal)

VI.—NON-VERNEAL DISEASES OF THE GENITO-URINARY SYSTEM AND ADNEXA.

Group Total
Acute nephritis
Bright's disease
Other diseases of the kidneys and adnexa
Diseases of the prostate



CAUSES OF DEATH IN THE COUNTY OF ESSEX, 1911.

DISEASES AND CAUSES OF DEATH.	Total.	Ages.												Sex.		Nativity.			Social Con.		Months.																				
		Under 1.												Male.	Female.	Canada.	Foreign.	Not stated.	Single.	Married.	Not stated.	January.	February.	March.	April.	May.	June.	July.	August.	September.	October.	November.	December.								
		0-1	1-2	2-3	3-4	4-5	5-9.	10-14.	15-19.	20-29.	30-39.	40-49.	50-59.																					60-69.	70-79.	80 and over.	Not stated.				
Number of Column.		1	2	3	4	5	6	7	8	9	10	11	12	13	14	15	16	17	18	19	20	21	22	23	24	25	26	27	28	29	30	31	32	33	34	35	36	37	38		
<b>Grand Total</b>	881	240	338	323	303	287	282	249	144	209	500	327	566	455	933	1199	888	188	473	407	1	640	145	96	438	389	54	86	90	82	91	71	57	70	80	86	93	69			
<b>Group Total</b>	201	8	5	6	4	11	5	15	27	49	20	16	34	47	6	8	105	96	137	39	35	79	104	18	35	11	19	21	20	15	12	17	20	16	13						
1. Typhoid fever	19					1	1	5	3	3	1	2					10	9							4	1	9	8	2	5	1										
6. Measles	2	1															1	1																							
7. Scarlet fever	6	1	1	1													3	3																							
8. Whooping cough	5	4	1	1													4	4																							
9. Diphtheria and croup	12	1	2	2	5	2											8	4																							
10. Influenza	9		2														4	1																							
13. Cholera nostras	1																1																								
14. Dysentery	2																																								
18. Erysipelas	1																																								
19. Other epidemic diseases	2																																								
20. Purulent infection and septicemia	2																																								
28. Tuberculosis of the lungs	53	1				7	13	10	6	2	8	1	4	23	29																										
29. Acute miliary tuberculosis	1																																								
30. Tuberculous meningitis	3																																								
31. Abdominal tuberculosis	3																																								
32. Tuberculosis of other organs	3																																								
33. Cancer and other malignant tumors of the buccal cavity	5																																								
40. Cancer and other malignant tumors of the stomach, liver	14																																								
41. Cancer and other malignant tumors of the peritoneum, intestines, rectum	4																																								
42. Cancer and other malignant tumors of the female genital organs	6																																								
43. Cancer and other malignant tumors of the breast	2																																								
44. Cancer and other malignant tumors of the skin	1																																								
45. Cancer and other malignant tumors of other organs and of organs not specified	13																																								
46. Other tumors (tumors of the female genital organs excepted)	1																																								
47. Acute articular rheumatism	7																																								

I.—GENERAL DISEASES.





ESSEX—Continued.

	1	2	3	4	5	6	7	8	9	10	11	12	13	14	15	16	17	18	19	20	21	22	23	24	25	26	27	28	29	30	31	32	33	34	35	36	37	38	
VI.—NON-VENEREAL DISEASES OF THE GENITO-URINARY SYSTEM AND ADNEXA.																																							
<b>Group Total</b> .....	3	4	1	1	1	1	2	2	1	6	2	10	8	3	19	15	15	17	9	8	4	8	4	25	5	4	3	2	3	2	1	1	1	3	3	6	5		
119. Acute nephritis .....	2	1										1	1	1	2	2	2	2	2	17	9	8	4	25	5	4	3	2	3	2	1	1	1	3	3	6	5		
120. Bright's disease .....	29	1										1	1	1	2	13	8	8	13	2	1	1	1	1	1	1	1	1	1	1	1	1	1	1	1	1	1	1	
124. Diseases of the bladder .....	1	1										1	1	1	1	1	1	1	1	1	1	1	1	1	1	1	1	1	1	1	1	1	1	1	1	1	1	1	
126. Diseases of the prostate .....	1	1										1	1	1	1	1	1	1	1	1	1	1	1	1	1	1	1	1	1	1	1	1	1	1	1	1	1	1	
129. Uterine tumor (non-cancerous) .....	1	1										1	1	1	1	1	1	1	1	1	1	1	1	1	1	1	1	1	1	1	1	1	1	1	1	1	1	1	
VII.—THE PUERPERAL STATE.																																							
<b>Group Total</b> .....	7									3	2	2	1	1	1	7	1	1	4	3	1	6	1	6	1	1	1	1	1	1	1	1	1	1	1	1	3	3	
134. Accidents of pregnancy .....	4											1	1	1	1	1	1	1	1	1	1	1	1	1	1	1	1	1	1	1	1	1	1	1	1	1	1	1	1
137. Puerperal septicæmia .....	1									2	2	1	1	1	1	4	2	2	2	1	1	1	1	1	1	1	1	1	1	1	1	1	1	1	1	1	1	1	1
138. Puerperal albuminuria and convulsions .....	2									1	1	1	1	1	2	2	2	2	1	1	1	1	1	1	1	1	1	1	1	1	1	1	1	1	1	1	1	1	1
VIII.—DISEASES OF THE SKIN AND OF THE CELLULAR TISSUE.																																							
<b>Group Total</b> .....	3												1	1	1	2	1	1	1	1	1	2	3	3	3	1	1	1	1	1	1	1	1	1	1	1	1	1	1
142. Gangrene .....	2												1	1	1	1	1	1	1	1	1	1	2	2	2	1	1	1	1	1	1	1	1	1	1	1	1	1	1
144. Acute abscess .....	1												1	1	1	1	1	1	1	1	1	1	1	1	1	1	1	1	1	1	1	1	1	1	1	1	1	1	1
X.—MALFORMATIONS.																																							
<b>Group Total</b> .....	13	13														8	5		13	13	13	13	13	13	13	5	1	1	1	1	1	1	1	1	1	1	2	2	
150. Congenital malformations (still-births not included) .....	13	13														8	5		13	13	13	13	13	13	5	1	1	1	1	1	1	1	1	1	1	2	2		
XI.—DISEASES OF EARLY INFANCY.																																							
<b>Group Total</b> .....	89	89													51	37	1	89	89	89	89	89	89	89	7	8	6	7	10	13	6	11	9	2	4	6	6		
151. Congenital debility, icterus, and sclerema .....	87	87													49	37	1	87	87	87	87	87	87	87	7	8	6	7	10	13	6	11	9	2	4	6	6		
152. Other diseases peculiar to early infancy .....	2	2													2	2	1	2	2	2	2	2	2	2	1	1	1	1	1	1	1	1	1	1	1	1	1	1	
XII.—OLD AGE.																																							
<b>Group Total</b> .....	85														35	50		38	33	14	8	74	3	8	4	10	16	7	7	10	4	4	6	2	7	7			

XIII.—AFFECTIONS PRODUCED BY EXTERNAL CAUSES.

	48	2	3	4	3	4	3	2	4	5	4	4	3	2	5	3	4	14	34	5	9	27	15	6	2	5	2	2	7	2	10	3	2	6		
<b>Group Total</b> .....	<b>48</b>	2	3	4	3	4	3	2	4	5	4	4	3	2	5	3	4	14	34	5	9	27	15	6	2	5	2	2	7	2	10	3	2	6		
155. Suicide by poison .....	2	1	1	1	1	1	1	1	1	1	1	1	1	1	1	1	1	2	1	1	1	1	1	1	1	1	1	1	1	1	1	1	1	1	1	
157. Suicide by hanging or strangulation .....	2	1	1	1	1	1	1	1	1	1	1	1	1	1	1	1	1	2	1	1	1	1	1	1	1	1	1	1	1	1	1	1	1	1	1	1
160. Suicide by cutting or piercing instruments .....	1	1	1	1	1	1	1	1	1	1	1	1	1	1	1	1	1	1	1	1	1	1	1	1	1	1	1	1	1	1	1	1	1	1	1	1
165. Other acute poisonings .....	2	1	1	1	1	1	1	1	1	1	1	1	1	1	1	1	1	1	1	1	1	1	1	1	1	1	1	1	1	1	1	1	1	1	1	1
167. Burns (conflagration excepted) .....	10	1	2	2	3	1	1	2	2	1	2	2	1	2	10	1	5	5	10	6	1	4	6	1	4	1	2	1	1	1	1	1	1	1	1	1
169. Accidental drowning .....	11	1	2	2	3	1	1	2	2	1	2	2	1	2	10	1	5	5	10	6	1	4	6	1	4	1	2	1	1	1	1	1	1	1	1	1
170. Traumatism by firearms .....	1	1	1	1	1	1	1	1	1	1	1	1	1	1	1	1	1	1	1	1	1	1	1	1	1	1	1	1	1	1	1	1	1	1	1	1
171. Traumatism by cutting or piercing instruments .....	1	1	1	1	1	1	1	1	1	1	1	1	1	1	1	1	1	1	1	1	1	1	1	1	1	1	1	1	1	1	1	1	1	1	1	1
172. Traumatism by fall .....	1	1	1	1	1	1	1	1	1	1	1	1	1	1	1	1	1	1	1	1	1	1	1	1	1	1	1	1	1	1	1	1	1	1	1	1
175. Traumatism by other crushing (vehicles, rail road, landshides, etc.) .....	6	1	1	1	1	1	1	2	1	2	1	1	1	1	6	1	6	6	5	1	3	3	3	1	1	1	1	1	1	1	1	1	1	1	1	1
178. Excessive cold .....	1	1	1	1	1	1	1	1	1	1	1	1	1	1	1	1	1	1	1	1	1	1	1	1	1	1	1	1	1	1	1	1	1	1	1	1
184. Homicide by other means .....	1	1	1	1	1	1	1	1	1	1	1	1	1	1	1	1	1	1	1	1	1	1	1	1	1	1	1	1	1	1	1	1	1	1	1	1
185. Fractures (causes not specified) .....	5	1	1	1	1	1	1	1	1	1	1	1	1	1	1	1	1	1	1	1	1	1	1	1	1	1	1	1	1	1	1	1	1	1	1	1
186. Other external violence .....	4	1	1	1	1	1	1	1	1	1	1	1	1	1	1	1	1	1	1	1	1	1	1	1	1	1	1	1	1	1	1	1	1	1	1	1
<b>Group Total</b> .....	<b>38</b>	8	7	8	8	7	8	7	8	7	8	7	8	7	8	7	8	18	29	3	6	25	11	2	2	4	2	1	4	3	4	7	3	2	4	
189. Cause of death not specified or ill-defined .....	38	8	7	8	8	7	8	7	8	7	8	7	8	7	8	7	8	18	29	3	6	25	11	2	2	4	2	1	4	3	4	7	3	2	4	
190. <b>Group Total</b> .....	<b>59</b>	59	59	59	59	59	59	59	59	59	59	59	59	59	59	59	59	59	59	59	59	59	59	59	59	59	59	59	59	59	59	59	59	59	59	59

XIV.—ILL-DEFINED DISEASES.

<b>Group Total</b> .....	<b>38</b>	8	7	8	8	7	8	7	8	7	8	7	8	7	8	7	8	18	29	3	6	25	11	2	2	4	2	1	4	3	4	7	3	2	4	
189. Cause of death not specified or ill-defined .....	38	8	7	8	8	7	8	7	8	7	8	7	8	7	8	7	8	18	29	3	6	25	11	2	2	4	2	1	4	3	4	7	3	2	4	
190. <b>Group Total</b> .....	<b>59</b>	59	59	59	59	59	59	59	59	59	59	59	59	59	59	59	59	59	59	59	59	59	59	59	59	59	59	59	59	59	59	59	59	59	59	59

XV.—STILL-BIRTHS.













VII.—THE PUERPERAL STATE.												
Group Total	13	2	3	4	5	6	7	8	9	10	11	12
134. Accidents of pregnancy	3		2							2	1	2
135. Puerperal hemorrhage	2		1							1	1	1
136. Other accidents of labor	3		2							2	1	1
137. Puerperal septicæmia	2		1							2	1	1
138. Puerperal albuminuria and convulsions	3		2							2	1	1
<b>IX.—DISEASES OF THE BONES AND OF THE ORGANS OF LOCOMOTION.</b>												
<b>Group Total</b>	1		1							1	1	1
146. Diseases of the bones (tuberculosis excepted)	1		1							1	1	1
<b>X.—MALFORMATIONS.</b>												
<b>Group Total</b>	4	4								4	1	1
150. Congenital malformations (still-births not included)	4	4								4	1	1
<b>XI.—DISEASES OF EARLY INFANCY.</b>												
<b>Group Total</b>	52	52								52	5	2
151. Congenital debility, icterus and sclerema	50	50								50	4	1
152. Other diseases peculiar to early infancy	2	2								2	1	1
<b>XII.—OLD AGE.</b>												
<b>Group Total</b>	125	125								125	13	9
<b>XIII.—AFFECTIONS PRODUCED BY EXTERNAL CAUSES.</b>												
<b>Group Total</b>	28	28	1	1	1	3	2	3	6	4	3	1
158. Suicide by drowning	1									1	1	1
159. Other acute poisonings	1									1	1	1
160. Burns (conflagration excepted)	1									1	1	1
161. Accidental drowning	5									5	3	2
162. Traumatism by firearms	2									2	2	2
163. Traumatism by fall	4									4	2	2
164. Traumatism by other crushing (vehicles, rail-road landslides, etc.)	3									3	2	1
165. Lightning	2									2	2	2
166. Fractures (cause not specified)	8									8	5	3
167. Other external violence	8									8	5	3
<b>XIV.—ILL-DEFINED DISEASES.</b>												
<b>Group Total</b>	24	24	6	1	1	1	1	1	2	8	11	15
189. Cause of death not specified or ill-defined	24	24	6	1	1	1	1	1	2	8	11	15
<b>XV.—STILL-BIRTHS.</b>												
<b>Group Total</b>	39	39								39	12	27

CAUSES OF DEATH IN THE COUNTY OF HALDIMAND, 1911.

DISEASES AND CAUSES OF DEATH.	Total.	Ages.												Sex.			Nativity.			Social Con.			Months.																																																																														
		Under 1.												Male.		Female.	Canada.		Foreign.	Not stated.		Single.	Married.		Not stated.		January.	February.	March.	April.	May.	June.	July.	August.	September.	October.	November.	December.																																																															
		0-1	1-2	2-3	3-4	4-5	5-9	10-14	15-19	20-29	30-39	40-49	50-59	60-69	70-79	80 and over.	163	113	183	62	31	108	144	24	25	26	27	28	29	30	31	32	33	34	35	36	37	38	39	40	41	42	43	44	45	46	47	48	49	50	51	52	53	54	55	56	57	58	59	60	61	62	63	64	65	66	67	68	69	70	71	72	73	74	75	76	77	78	79	80	81	82	83	84	85	86	87	88	89	90	91	92	93	94	95	96	97	98	99	100	
Number of Column.	1																																																																																																				
<b>Grand Total</b>	276																																																																																																				
I.—GENERAL DISEASES.																																																																																																					
<b>Group Total</b>	53																																																																																																				
1. Typhoid fever	1																																																																																																				
8. Whooping cough	2																																																																																																				
9. Diphtheria and croup	6																																																																																																				
10. Influenza	4																																																																																																				
28. Tuberculosis of the lungs	15																																																																																																				
34. Tuberculosis of other organs	3																																																																																																				
39. Cancer and other malignant tumors of the buccal cavity	2																																																																																																				
40. Cancer and other malignant tumors of the stomach, liver	3																																																																																																				
42. Cancer and other malignant tumors of the female genital organs	1																																																																																																				
43. Cancer and other malignant tumors of the breast	2																																																																																																				
45. Cancer and other malignant tumors of other organs and of organs not specified	5																																																																																																				
47. Acute articular rheumatism	3																																																																																																				
48. Chronic rheumatism and gout	3																																																																																																				
50. Diabetes	3																																																																																																				
53. Leucæmia	3																																																																																																				
54. Anæmia, chlorosis	3																																																																																																				
II.—DISEASES OF THE NERVOUS SYSTEM AND OF THE ORGANS OF SPECIAL SENSE.																																																																																																					
<b>Group Total</b>	30																																																																																																				
61. Simple meningitis	1																																																																																																				
63. Cerebral diseases of the spinal cord	2																																																																																																				
64. Cerebral hemorrhage, apoplexy	10																																																																																																				
65. Softening of the brain	2																																																																																																				
66. Paralysis without specified cause	8																																																																																																				
68. Other forms of mental alienation	4																																																																																																				
69. Epilepsy	1																																																																																																				
72. Chorea	1																																																																																																				
76. Diseases of the ears	1																																																																																																				

















CAUSES OF DEATH IN THE COUNTY OF HASTINGS, 1911.

DISEASES AND CAUSES OF DEATH.	Total.	Ages.													Sex.			Nativity.		Social Con.		Months.																			
		Under 1.													Male.	Female.	Not stated.	Canada.	Foreign.	Not stated.	Married.	Not stated.	January.	February.	March.	April.	May.	June.	July.	August.	September.	October.	November.	December.							
		0-1	1-2	2-3	3-4	4-5	5-6	6-7	7-8	8-9	9-10	10-14	15-19	20-29	30-39	40-49	50-59	60-69	70-79	80 and over.	Not stated.	Male.	Female.	Not stated.	Canada.	Foreign.	Not stated.	Married.	Not stated.	January.	February.	March.	April.	May.	June.	July.	August.	September.	October.	November.	December.
		181	152	131	71	23	25	14	36	30	44	44	75	91	134	105	106	440	365	9	1	589	95	122	362	394	50	26	27	28	29	30	31	32	33	34	35	36	37	38	39
Number of Column.	1																																								
<b>Grand Total</b>	806																																								
I.—GENERAL DISEASES.																																									
<b>Group Total</b>	2114																																								
1. Typhoid fever	9																																								
6. Measles	3																																								
7. Scarlet fever	22																																								
8. Whooping cough	4																																								
9. Diphtheria and croup	24																																								
10. Influenza	2																																								
11. Cholera nostras	2																																								
12. Prussias	2																																								
13. Purulent infection and septicæmia	2																																								
14. Tetanus	44																																								
15. Tuberculosis of the lungs	5																																								
16. Tuberculous meningitis	1																																								
17. Abdominal tuberculosis	1																																								
18. Tuberculosis of other organs	1																																								
19. Cancer and other malignant tumors of the buccal cavity	1																																								
20. Cancer and other malignant tumors of the stomach, liver	17																																								
21. Cancer and other malignant tumors of the peritoneum, mesenteries, rectum	5																																								
22. Cancer and other malignant tumors of the female genital organs	3																																								
23. Cancer and other malignant tumors of the breast	2																																								
24. Cancer and other malignant tumors of other organs and of organs not specified	9																																								
25. Acute articular rheumatism	7																																								
26. Chronic rheumatism and gout	5																																								
27. Eczema	2																																								
28. Papular goitre	2																																								
29. Addison's disease	20																																								
30. Anæmia, chlorosis	1																																								
31. Other general diseases	4																																								
32. Alcoholism (acute or chronic)	4																																								







CAUSES OF DEATH IN THE COUNTY OF HURON, 1911.

I.—GENERAL DISEASES.	Total.	Ages.												Sex.			Nativity.			Social Con.		Months.																																		
		Under 1.												Male.	Female.	Canada.	Foreign.	Not stated.	Single.	Married.	Not stated.	January.	February.	March.	April.	May.	June.	July.	August.	September.	October.	November.	December.																							
		0-1	1-2	2-3	3-4	4-5	5-9	10-14	15-19	20-29	30-39	40-49	50-59	60-69	70-79	80 and over.	Not stated.	57	316	371	225	77	47	203	423	47	57	58	59	50	57	58	59	50	50	48	48																			
1. Typhoid fever	1													2	3	1	3	6	2	7	13	10	20	21	39	23	11	2			85	77	101	49	12	49	97	16	10	18	19	13	15	11	11	13	16	10	16	10						
2. Measles	9													1	1	1	2	3			2				4	5	8			1	1			2	2	1				2	2	1	1													
3. Scarlet fever	5													1	1	1	2	1			1				2	3	5			1	2	2		1	2	1		1			2	2	1		1	1										
4. Diphtheria and croup	10													1	1	1	1	1			3	4	6			4	1	5			4	1	2		6	3	2	3		4	1			2	2	1										
5. Influenza	4													1	1			1			1	1	2			4	4			1	1	1		2	1	1		1			1	1	1		1	1										
6. Dyspepsia	4													1	1			1			1	1	2			4	4			1	1	1		2	1	1		1			1	1	1		1	1										
7. Typhoid infection and septicæmia	39													1	1	1	1	4	11	3	7	4	5	3	1	19	20	28	7	4	17	20	2	3	5	2	5	4	2	3	4	2	3	4	2	3	4	2	3	4	2					
8. Tuberculosis of the lungs	1													1	1			1			1	1	2			1	1	1			1	1	1		1			1	1	1		1	1													
9. Tuberculous meningitis	2													1	1			1			1	1	2			1	1	1			1	1	1		1			1	1	1		1	1													
10. Abdominal tuberculosis	2													1	1			1			1	1	2			1	1	1			1	1	1		1			1	1	1		1	1													
11. Cancer and other malignant tumors of the buccal cavity	8													1	1			1			2	1	2	5			3	6	2	2	5	3	6			2	2	1			5	2	1			4	2	1								
12. Cancer and other malignant tumors of the stomach, liver	14													1	1			1			1	1	5	2	6	8	9	5	5	2	6	8	9			5	5	13			1	1	1	2	1	2	1	1	1	3						
13. Cancer and other malignant tumors of the peritoneum, intestines, rectum	3													1	1			1			2	1	2	2			1	1	2	2			1	2	3			3			3			2			1	2								
14. Cancer and other malignant tumors of the genital organs	4													1	1			1			2	2	2	4			2	2	4			2	2	3			1	2	3			3			3			1	3							
15. Cancer and other malignant tumors of the breast	5													1	1			1			3	1	1	5			2	3	5			2	3	3			1	1	2		2			2			1	2								
16. Cancer and other malignant tumors of other organs and of organs not specified	12													1	1			1			2	1	3	5	8	4	3	9	9	3	9	8			4	1	1	2	2	9	2	1	1	2	2	2	1	1	1	1	1	1	1			
17. Acute articular rheumatism	2													1	1			1			1	1	2			1	1	2			1	1	1		1			1			1	1	1		1	1										
18. Chronic rheumatism and gout	6													1	1			1			3	1	3	1	5	3	6	6	2	2	4			1	2	4			1	3	5			1	1	1	1	1	1	1	1	2				
19. Diabetes	3													1	1			1			1	1	2			1	1	2			2	1	2			1	1	1		2			2	1	1	1	1	1	1	1	1					
20. Exophthalmic goitre	1													1	1			1			1	1	2			1	1	2			1	1	1		1			1	1	1		1			1	1	1		1	1						
21. Leucæmia	19													1	1			1			2	6	3	1	12	7	12	6	1	2	14	3	2	1	4	1	3	1	1	1	3	1	1	1	1	1	1	1	1	1	1	1	1	1	1	1
22. Anæmia, chlorosis	1													1	1			1			1	1	2			1	1	2			1	1	1		1			1	1	1		1			1	1	1		1	1						
II.—DISEASES OF THE NERVOUS SYSTEM AND OF THE ORGANS OF SPECIAL SENSE.		72	3	1	2	2	1	3	3	10	14	24	9	36	36	41	10	13	56	3	11	7	8	7	3	2	4	7	9	2	4																									
Group Total		2	2	1	1	1	1	1	1	1	1	1	1	1	1	1	1	1	2	2	1	1	1	1	1	1	1	1	1	1																										
61. Simple meningitis		2													1	1	1			1	1	1			1	1	1			1	1	1		1			1	1	1		1	1														
62. Locomotor ataxia		2													1	1	1			1	1	1			1	1	1			1	1	1		1			1	1	1		1	1														

OFFICIAL ENGLISH TRANSLATION.  
DISEASES AND CAUSES OF DEATH.

Number of Columns.

I.—GENERAL DISEASES.

Grand Total . . . . .  
Group Total . . . . .  
1. Typhoid fever . . . . .  
2. Measles . . . . .  
3. Scarlet fever . . . . .  
4. Diphtheria and croup . . . . .  
5. Influenza . . . . .  
6. Dyspepsia . . . . .  
7. Typhoid infection and septicæmia . . . . .  
8. Tuberculosis of the lungs . . . . .  
9. Tuberculous meningitis . . . . .  
10. Abdominal tuberculosis . . . . .  
11. Cancer and other malignant tumors of the buccal cavity . . . . .  
12. Cancer and other malignant tumors of the stomach, liver . . . . .  
13. Cancer and other malignant tumors of the peritoneum, intestines, rectum . . . . .  
14. Cancer and other malignant tumors of the genital organs . . . . .  
15. Cancer and other malignant tumors of the breast . . . . .  
16. Cancer and other malignant tumors of other organs and of organs not specified . . . . .  
17. Acute articular rheumatism . . . . .  
18. Chronic rheumatism and gout . . . . .  
19. Diabetes . . . . .  
20. Exophthalmic goitre . . . . .  
21. Leucæmia . . . . .  
22. Anæmia, chlorosis . . . . .

II.—DISEASES OF THE NERVOUS SYSTEM AND OF THE ORGANS OF SPECIAL SENSE.

Group Total . . . . .  
61. Simple meningitis . . . . .  
62. Locomotor ataxia . . . . .











IV.—DISEASES OF THE RESPIRATORY SYSTEM.																						
Group Total	13	3	1	2	1	2	1	2	1	8	5	6	3	4	2	2	1	3	2	1	1	1
91. Broncho-pneumonia	5	2	1	1	1	1	1	1	1	2	3	4	2	2	3	2	1	2	1	1	1	1
92. Pneumonia	6	1	2	1	1	1	1	1	1	5	1	2	2	3	1	1	1	1	1	1	1	1
94. Pulmonary congestion, pulmonary apoplexy	1	1	1	1	1	1	1	1	1	1	1	1	1	1	1	1	1	1	1	1	1	1
96. Asthma	1	1	1	1	1	1	1	1	1	1	1	1	1	1	1	1	1	1	1	1	1	1
<b>Group Total</b>	<b>11</b>	<b>5</b>	<b>1</b>	<b>1</b>	<b>1</b>	<b>2</b>	<b>1</b>	<b>2</b>	<b>1</b>	<b>8</b>	<b>3</b>	<b>9</b>	<b>1</b>	<b>1</b>	<b>2</b>	<b>1</b>	<b>2</b>	<b>2</b>	<b>2</b>	<b>2</b>	<b>1</b>	<b>1</b>
V.—DISEASES OF THE DIGESTIVE SYSTEM.																						
102. Ulcer of the stomach	1	1	1	1	1	1	1	1	1	1	1	1	1	1	1	1	1	1	1	1	1	1
104. Diarrhea and enteritis (under 2 years)	4	4	1	1	1	1	1	1	1	3	1	4	1	1	1	1	1	1	1	2	1	1
108. Appendicitis and typhlitis	3	1	1	1	1	1	1	1	1	2	1	2	1	3	1	1	1	1	1	1	1	1
110. Diseases of the intestines	1	1	1	1	1	1	1	1	1	1	1	1	1	1	1	1	1	1	1	1	1	1
113. Cirrhosis of the liver	2	1	1	1	1	1	1	1	1	2	1	2	1	1	1	1	1	1	1	1	1	1
<b>Group Total</b>	<b>10</b>	<b>10</b>	<b>1</b>	<b>1</b>	<b>1</b>	<b>1</b>	<b>1</b>	<b>1</b>	<b>1</b>	<b>6</b>	<b>4</b>	<b>10</b>	<b>1</b>	<b>10</b>	<b>2</b>	<b>1</b>	<b>1</b>	<b>1</b>	<b>1</b>	<b>1</b>	<b>2</b>	<b>2</b>
VI.—NON-VENEREAL DISEASES OF THE GENITO-URINARY SYSTEM AND ADNEXA.																						
120. Bright's disease	2	1	1	1	1	1	1	1	1	1	1	1	1	1	1	1	1	1	1	1	1	1
<b>Group Total</b>	<b>2</b>	<b>1</b>	<b>1</b>	<b>1</b>	<b>1</b>	<b>1</b>	<b>1</b>	<b>1</b>	<b>1</b>	<b>1</b>	<b>1</b>	<b>1</b>	<b>1</b>	<b>1</b>	<b>1</b>	<b>1</b>	<b>1</b>	<b>1</b>	<b>1</b>	<b>1</b>	<b>1</b>	<b>1</b>
VII.—THE PUERPERAL STATE.																						
138. Puerperal albuminuria and convulsions	1	1	1	1	1	1	1	1	1	1	1	1	1	1	1	1	1	1	1	1	1	1
<b>Group Total</b>	<b>1</b>	<b>1</b>	<b>1</b>	<b>1</b>	<b>1</b>	<b>1</b>	<b>1</b>	<b>1</b>	<b>1</b>	<b>1</b>	<b>1</b>	<b>1</b>	<b>1</b>	<b>1</b>	<b>1</b>	<b>1</b>	<b>1</b>	<b>1</b>	<b>1</b>	<b>1</b>	<b>1</b>	<b>1</b>
XI.—DISEASES OF EARLY INFANCY.																						
151. Congenital debility, icterus and scærema	10	10	1	1	1	1	1	1	1	6	4	10	1	10	2	1	1	1	1	1	2	2
154. XII.—OLD AGE.	10	10	1	1	1	1	1	1	1	6	4	10	1	10	2	1	1	1	1	1	2	2
<b>Group Total</b>	<b>4</b>	<b>10</b>	<b>1</b>	<b>1</b>	<b>1</b>	<b>1</b>	<b>1</b>	<b>1</b>	<b>1</b>	<b>3</b>	<b>1</b>	<b>10</b>	<b>3</b>	<b>10</b>	<b>2</b>	<b>1</b>	<b>1</b>	<b>1</b>	<b>1</b>	<b>1</b>	<b>2</b>	<b>2</b>
XIII.—AFFECTIONS PRODUCED BY EXTERNAL CAUSES.																						
155. Suicide by poison	18	1	1	1	1	1	1	1	1	17	1	8	6	4	5	9	4	1	1	1	2	8
157. Suicide by hanging or strangulation	1	1	1	1	1	1	1	1	1	1	1	1	1	1	1	1	1	1	1	1	1	1
167. Burns (contagion excepted)	2	1	1	1	1	1	1	1	1	1	1	2	1	1	1	1	1	1	1	1	1	1
169. Accidental drowning	3	1	1	1	1	1	1	1	1	3	1	1	1	1	1	1	1	1	1	1	1	1
170. Traumatism by firearms	1	1	1	1	1	1	1	1	1	1	1	1	1	1	1	1	1	1	1	1	1	1
171. Traumatism by cutting or piercing instruments	1	1	1	1	1	1	1	1	1	1	1	1	1	1	1	1	1	1	1	1	1	1
175. Traumatism by other crushing (vehicles, railroad, handslides, etc.)	7	1	1	1	1	1	1	1	1	7	1	4	2	1	4	2	1	1	1	1	2	1
185. Fractures (cause not specified)	2	1	1	1	1	1	1	1	1	2	1	2	1	2	2	1	1	1	1	1	1	1
<b>Group Total</b>	<b>18</b>	<b>1</b>	<b>1</b>	<b>1</b>	<b>1</b>	<b>1</b>	<b>1</b>	<b>1</b>	<b>1</b>	<b>17</b>	<b>1</b>	<b>8</b>	<b>6</b>	<b>4</b>	<b>5</b>	<b>9</b>	<b>4</b>	<b>1</b>	<b>1</b>	<b>1</b>	<b>2</b>	<b>8</b>
XIV.—ILL-DEFINED DISEASES.																						
189. Cause of death not specified or ill-defined	8	2	1	1	1	1	1	1	1	6	2	5	2	1	4	1	3	1	2	1	1	2
190. XV.—SUILL-BIRTHS.	8	2	1	1	1	1	1	1	1	6	2	5	2	1	4	1	3	1	2	1	1	2
<b>Group Total</b>	<b>5</b>	<b>5</b>	<b>1</b>	<b>1</b>	<b>1</b>	<b>1</b>	<b>1</b>	<b>1</b>	<b>1</b>	<b>3</b>	<b>2</b>	<b>5</b>	<b>2</b>	<b>5</b>	<b>5</b>	<b>2</b>	<b>1</b>	<b>2</b>	<b>1</b>	<b>2</b>	<b>2</b>	<b>2</b>

















CAUSES OF DEATH IN THE COUNTY OF LANARK, 1911.

OFFICIAL ENGLISH TRANSLATION. DISEASES AND CAUSES OF DEATH.	Number of Columns.	Ages.												Sex.		Nativity.			Social Con.		Months.													
		Ages.												Male.	Female.	Canada.	Foreign.	Not stated.	Single.	Married.	Not stated.	January.	February.	March.	April.	May.	June.	July.	August.	September.	October.	November.	December.	
		Under 1.	1-4.	5-9.	10-14.	15-19.	20-29.	30-39.	40-49.	50-59.	60-69.	70-79.	80 and over.	Not stated.	Male.	Female.	Not stated.	Canada.	Foreign.	Not stated.	Single.	Married.	Not stated.	January.	February.	March.	April.	May.	June.	July.	August.	September.	October.	November.
<b>Total.</b>	1	85	6	3	3	7	15	23	22	30	61	80	64	225	205	4	339	66	29	185	208	41	32	46	38	36	38	45	31	43	32	28	29	36
<b>Grand Total</b>	434																																	
<b>I.—GENERAL DISEASES.</b>																																		
<b>Group Total</b>	89																																	
1. Typhoid fever																																		
4. Melaria	9																																	
8. Whooping cough	5																																	
9. Diphtheria and croup	2																																	
10. Influenza	2																																	
14. Dysentery	2																																	
18. Erysipelas	1																																	
20. Purulent infection and septicæmia	1																																	
24. Tetanus	1																																	
28. Tuberculosis of the lungs	23																																	
30. Tuberculous meningitis	1																																	
31. Abdominal tuberculosis	3																																	
34. Tuberculosis of other organs	3																																	
39. Cancer and other malignant tumors of the buccal cavity	3																																	
40. Cancer and other malignant tumors of the stomach liver and other malignant tumors of the	6																																	
41. Cancer and other malignant tumors of the peritoneum, intestines, rectum	5																																	
42. Cancer and other malignant tumors of the female genital organs	3																																	
45. Cancer and other malignant tumors of other organs and of organs not specified	7																																	
48. Chronic rheumatism and gout	2																																	
50. Diabetes	2																																	
52. Leucæmia	1																																	
54. Anæmia, chlorosis	1																																	
55. Other general diseases	1																																	
<b>II.—DISEASES OF THE NERVOUS SYSTEM AND OF THE ORGANS OF SPECIAL SENSE.</b>																																		
<b>Group Total</b>	50																																	
61. Simple meningitis	7																																	
63. Other diseases of the spinal cord	1																																	
64. Cerebral hemorrhage, apoplexy	21																																	



X.—MALFORMATIONS.												
<b>Group Total</b>	3	3	3	2	1	3	8	8	1	1	1	1
150. Congenital malformations (still-births not included)	3	3	3	2	1	3	8	8	1	1	1	1
XI.—DISEASES OF EARLY INFANCY.												
<b>Group Total</b>	27	27	27	18	7	27	27	27	8	1	4	2
151. Congenital debility, icterus and sclerema	25	25	25	16	7	25	25	25	8	1	4	2
152. Other diseases peculiar to early infancy	2	2	2	2	2	2	2	2	2	2	2	2
154.												
XII.—OLD AGE.												
<b>Group Total</b>	54	54	54	23	31	29	17	8	6	46	2	2
XIII.—AFFECTIONS PRODUCED BY EXTERNAL CAUSES.												
<b>Group Total</b>	24	24	24	17	7	15	6	3	11	8	5	2
157. Suicide by hanging or strangulation	1	1	1	1	1	1	1	1	1	1	1	1
165. Other acute poisonings	1	1	1	1	1	1	1	1	1	1	1	1
167. Burns (contagiation excepted)	2	2	2	2	2	2	2	2	2	2	2	2
169. Accidental drowning	6	6	6	3	3	4	2	6	1	1	1	1
172. Traumatism by fall	2	2	2	1	1	1	1	1	1	1	1	1
175. Traumatism by other crushing (vehicles, rail-road, landslides, etc.)	1	1	1	1	1	1	1	1	1	1	1	1
179. Effects of heat	1	1	1	1	1	1	1	1	1	1	1	1
185. Fractures (cause not specified)	5	5	5	5	5	8	2	1	2	2	1	1
186. Other external violence	5	5	5	4	1	4	4	1	4	4	1	1
XIV.—ILL-DEFINED DISEASES.												
<b>Group Total</b>	13	4	1	10	3	11	1	1	9	3	1	1
189. Cause of death not specified or ill-defined	13	4	1	10	3	11	1	1	9	3	1	1
190.												
XV.—STILL-BIRTHS.												
<b>Group Total</b>	23	23	23	15	6	23	23	23	4	2	1	5

CAUSES OF DEATH IN THE COUNTIES OF LEEDS AND GREENVILLE, 1911.

DISEASES AND CAUSES OF DEATH.	Ages.														Sex.		Nativity.			Social Con.		Months.																					
	Total.	Under 1.													Male.	Female.	Canada.	Foreign.	Not stated.	Single.	Married.	Not stated.	January.	February.	March.	April.	May.	June.	July.	August.	September.	October.	November.	December.									
		0-1	1-2	2-3	3-4	4-5	5-9	10-14	15-19	20-29	30-39	40-49	50-59	60-69																					70-79	80 and over.	Not stated.						
<b>Total</b>	132	17	6	2	3	4	5	6	7	8	9	10	11	12	13	14	15	16	17	18	19	20	21	22	23	24	25	26	27	28	29	30	31	32	33	34	35	36	37	38			
<b>Grand Total</b>	764	189																																									
I.—GENERAL DISEASES.																																											
1. Typhoid fever	7																																										
4. Malaria	1																																										
6. Measles	1																																										
7. Scarlet fever	1																																										
8. Whooping cough	4																																										
9. Diphtheria and croup	9																																										
10. Influenza	13																																										
14. Dysentery	4																																										
14. Purulent infection and septicaemia	4																																										
28. Tuberculosis of the lungs	66																																										
29. Acute miliary tuberculosis	1																																										
30. Tuberculosis meningitis	4																																										
31. Abdominal tuberculosis	6																																										
34. Tuberculosis of other organs.	5																																										
39. Cancer and other malignant tumors of the buccal cavity	5																																										
40. Cancer and other malignant tumors of the stomach, liver	7																																										
41. Cancer and other malignant tumors of the peritoneum, intestines, rectum	12																																										
42. Cancer and other malignant tumors of the female genital organs	3																																										
43. Cancer and other malignant tumors of the breast	2																																										
45. Cancer and other malignant tumors of other organs and of organs not specified	16																																										
47. Acute articular rheumatism	1																																										
48. Chronic rheumatism and gout	6																																										
50. Diabetes	2																																										
51. Exophthalmic goitre	1																																										
52. Addison's disease	1																																										
54. Anemia, chlorosis	9																																										
55. Other general diseases	1																																										

Number of Column.



LEEDS AND GRENVILLE—Continued.

	Number of Column.																																					
	1	2	3	4	5	6	7	8	9	10	11	12	13	14	15	16	17	18	19	20	21	22	23	24	25	26	27	28	29	30	31	32	33	34	35	36	37	38
VI.—NON-VENEREAL DISEASES OF THE GENITO-URINARY SYSTEM AND ADNEXA.																																						
<b>Group Total</b> .....	26																																					
119. Acute nephritis .....	2																																					
120. Bright's disease .....	20																																					
121. Other diseases of the kidneys and adnexa .....	2																																					
122. Diseases of the prostate .....	2																																					
VII.—THE PUERPERAL STATE.																																						
<b>Group Total</b> .....	5																																					
134. Accidents of pregnancy .....	1																																					
135. Puerperal hemorrhage .....	2																																					
136. Other accidents of labor .....	1																																					
137. Puerperal septicæmia .....	1																																					
VIII.—DISEASES OF THE SKIN AND OF THE CELLULAR TISSUE.																																						
<b>Group Total</b> .....	11																																					
142. Gangrene .....	9																																					
144. Acute abscess .....	2																																					
X.—MALFORMATIONS.																																						
<b>Group Total</b> .....	5																																					
150. Congenital malformations (stillbirths not included) .....	5																																					
XI.—DISEASES OF EARLY INFANCY.																																						
<b>Group Total</b> .....	47																																					
151. Congenital debility, icterus, and sclerema .....	42																																					
152. Other diseases peculiar to early infancy .....	1																																					
155. Lack of care .....	4																																					
XII.—OLD AGE.																																						
<b>Group Total</b> .....	101																																					





CAUSES OF DEATH IN THE COUNTIES OF LENNOX AND ADDINGTON, 1911.

DISEASES AND CAUSES OF DEATH.	Total.	Ages.												Sex.			Nativity.			Social Con.			Months.																								
		Under 1.												Male.		Female.		Canada.			Foreign.			Not stated.			Married.			Single.			Not stated.														
		0-1	1-2	2-3	3-4	4-5	5-6	6-7	7-8	8-9	9-10	10-11	11-12	12-13	13-14	14-15	15-16	16-17	18	19	20	21	22	23	24	25	26	27	28	29	30	31	32	33	34	35	36	37	38								
Number of Column.																																															
<b>Grand Total</b>	<b>264</b>																																														
I.—GENERAL DISEASES.																																															
<b>Group Total</b>	<b>55</b>																																														
1. Typhoid fever	4																																														
7. Scarlet fever	8																																														
10. Influenza	2																																														
20. Purulent infection and septicaemia	2																																														
28. Tuberculosis of the lungs	16																																														
29. Acute miliary tuberculosis	1																																														
31. Abdominal tuberculosis	1																																														
36. Rickets	1																																														
40. Cancer and other malignant tumors of the stomach, liver	5																																														
41. Cancer and other malignant tumors of the peritoneum, intestines, rectum	1																																														
42. Cancer and other malignant tumors of the female genital organs	1																																														
45. Cancer and other malignant tumors of other organs and of organs not specified	3																																														
47. Acute articular rheumatism	1																																														
48. Chronic rheumatism and gout	1																																														
50. Diabetes	2																																														
51. Exophthalmic goitre	3																																														
54. Anemia, chlorosis	4																																														
<b>Group Total</b>	<b>21</b>																																														
II.—DISEASES OF THE NERVOUS SYSTEM AND OF THE ORGANS OF SPECIAL SENSE.																																															
<b>Group Total</b>	<b>7</b>																																														
61. Simple meningitis	2																																														
62. Locomotor ataxia	2																																														
64. Cerebral hæmorrhage, apoplexy	10																																														
66. Paralysis without specified cause	7																																														





CAUSES OF DEATH IN THE COUNTY OF LINCOLN, 1911.

DISEASES AND CAUSES OF DEATH.	Number of Column.	Ages.													Sex.		Nativity.			Social Con.			Months.																						
		Under 1.													Male.	Female.	Canada.	Foreign.	Not stated.	Single.	Married.	Not stated.	January.	February.	March.	April.	May.	June.	July.	August.	September.	October.	November.	December.											
		0-1	1-2	2-3	3-4	4-5	5-9.	10-14.	15-19.	20-29.	30-39.	40-49.	50-59.	60-69.																					70-79.	80 and over.									
<b>Total.</b>	459	92	10	11	11	11	14	17	22	27	29	36	43	50	50	57	230	2	303	114	23	42	168	246	45	31	37	43	50	50	36	33	47	44	32	29	33	44							
<b>Grand Total</b>	97	1	1	1	1	1	4	13	10	13	13	21	11	2	40	57	63	28	6	29	56	12	3	6	8	9	12	5	7	14	11	8	11	8	11	8	11	8							
I.—GENERAL DISEASES.																																													
1. Typhoid fever	9	1	1	1	1	1	1	3	2	1	1	1	1	1	5	4	4	4	1	3	5	1	1	3	5	1	2	1	1	1	1	1	1	1	1	1	1	2							
4. Malaria	1	1	1	1	1	1	1	1	1	1	1	1	1	1	1	1	1	1	1	1	1	1	1	1	1	1	1	1	1	1	1	1	1	1	1	1	1	1							
6. Measles	3	1	1	1	1	1	1	1	1	1	1	1	1	1	1	1	1	1	1	1	1	1	1	1	1	1	1	1	1	1	1	1	1	1	1	1	1	1							
8. Whooping cough	3	1	1	1	1	1	1	1	1	1	1	1	1	1	1	1	1	1	1	1	1	1	1	1	1	1	1	1	1	1	1	1	1	1	1	1	1	1							
9. Diphtheria and croup	3	1	1	1	1	1	1	1	1	1	1	1	1	1	1	1	1	1	1	1	1	1	1	1	1	1	1	1	1	1	1	1	1	1	1	1	1	1							
10. Influenza	1	1	1	1	1	1	1	1	1	1	1	1	1	1	1	1	1	1	1	1	1	1	1	1	1	1	1	1	1	1	1	1	1	1	1	1	1	1							
14. Dysentery	1	1	1	1	1	1	1	1	1	1	1	1	1	1	1	1	1	1	1	1	1	1	1	1	1	1	1	1	1	1	1	1	1	1	1	1	1	1							
20. Purulent infection and septicaemia	2	1	1	1	1	1	1	1	1	1	1	1	1	1	1	1	1	1	1	1	1	1	1	1	1	1	1	1	1	1	1	1	1	1	1	1	1	1							
24. Tetanus	1	1	1	1	1	1	1	1	1	1	1	1	1	1	1	1	1	1	1	1	1	1	1	1	1	1	1	1	1	1	1	1	1	1	1	1	1	1							
28. Tuberculosis of the lungs	28	1	1	1	1	1	1	2	5	6	5	4	5	1	15	13	18	7	3	10	14	4	1	3	3	1	1	1	1	1	1	1	1	1	1	1	1	1	1						
30. Tuberculosis meningitis	1	1	1	1	1	1	1	1	1	1	1	1	1	1	1	1	1	1	1	1	1	1	1	1	1	1	1	1	1	1	1	1	1	1	1	1	1	1							
39. Cancer and other malignant tumors of the buccal cavity	6	1	1	1	1	1	1	1	1	1	1	1	1	1	4	2	4	1	1	1	1	1	1	1	1	1	1	1	1	1	1	1	1	1	1	1	1	1	1						
40. Cancer and other malignant tumors of the stomach, liver	4	1	1	1	1	1	1	1	1	1	1	1	1	1	1	3	4	1	1	1	1	1	1	1	1	1	1	1	1	1	1	1	1	1	1	1	1	1	1						
41. Cancer and other malignant tumors of the peritoneum, intestines, rectum	4	1	1	1	1	1	1	1	1	1	1	1	1	1	2	2	2	1	1	1	1	1	1	1	1	1	1	1	1	1	1	1	1	1	1	1	1	1	1						
42. Cancer and other malignant tumors of the female genital organs	1	1	1	1	1	1	1	1	1	1	1	1	1	1	1	1	1	1	1	1	1	1	1	1	1	1	1	1	1	1	1	1	1	1	1	1	1	1	1						
43. Cancer and other malignant tumors of the breast	2	1	1	1	1	1	1	1	1	1	1	1	1	1	1	2	2	1	1	1	1	1	1	1	1	1	1	1	1	1	1	1	1	1	1	1	1	1	1						
45. Cancer and other malignant tumors of other organs and of organs not specified	8	1	1	1	1	1	1	1	1	1	1	1	1	1	3	5	7	1	1	1	1	1	1	1	1	1	1	1	1	1	1	1	1	1	1	1	1	1	1						
47. Acute articular rheumatism	1	1	1	1	1	1	1	1	1	1	1	1	1	1	1	1	1	1	1	1	1	1	1	1	1	1	1	1	1	1	1	1	1	1	1	1	1	1	1						
48. Chronic rheumatism and gout	2	1	1	1	1	1	1	1	1	1	1	1	1	1	2	2	2	1	1	1	1	1	1	1	1	1	1	1	1	1	1	1	1	1	1	1	1	1	1						
50. Diabetes	3	1	1	1	1	1	1	1	1	1	1	1	1	1	1	1	1	1	1	1	1	1	1	1	1	1	1	1	1	1	1	1	1	1	1	1	1	1	1						
51. Exophthalmic goitre	3	1	1	1	1	1	1	1	1	1	1	1	1	1	1	1	1	1	1	1	1	1	1	1	1	1	1	1	1	1	1	1	1	1	1	1	1	1	1						
52. Addison's disease	1	1	1	1	1	1	1	1	1	1	1	1	1	1	1	1	1	1	1	1	1	1	1	1	1	1	1	1	1	1	1	1	1	1	1	1	1	1	1						
54. Anæmia, chlorosis	2	1	1	1	1	1	1	1	1	1	1	1	1	1	3	4	5	2	2	2	2	2	2	2	2	2	2	2	2	2	2	2	2	2	2	2	2	2	2						
56. Alcoholism (acute or chronic)	1	1	1	1	1	1	1	1	1	1	1	1	1	1	1	1	1	1	1	1	1	1	1	1	1	1	1	1	1	1	1	1	1	1	1	1	1	1	1						
II.—DISEASES OF THE NERVOUS SYSTEM AND OF THE ORGANS OF SPECIAL SENSE.																																													
<b>Group Total</b>	59	9	2	2	1	2	1	3	6	5	9	11	7	1	33	26	36	20	3	30	35	4	4	5	10	3	4	3	4	3	3	3	3	3	3	3	3	3	3						
60. Encephalitis	3	1	1	1	1	1	1	1	1	1	1	1	1	1	1	1	1	1	1	1	1	1	1	1	1	1	1	1	1	1	1	1	1	1	1	1	1	1	1						
61. Simple meningitis	6	1	2	1	1	1	1	1	1	1	1	1	1	1	4	2	3	1	5	2	1	1	1	1	1	1	1	1	1	1	1	1	1	1	1	1	1	1	1						





CAUSES OF DEATH IN THE DISTRICT OF MANITOULIN, 1911.

OFFICIAL ENGLISH TRANSLATION. DISEASES AND CAUSES OF DEATH.	Ages.													Sex.		Nativity.			Social Con.			Months.																																																																																																																																																																																																																																																																																																																																																																																																																																																																																																																																																																																																																																																																																																																																																																																																																																																																																																																																																																																																																		
	Under 1.													Not stated.		Male.		Female.		Not stated.		Canada.		Foreign.		Not stated.		Single.		Married.		Not stated.																																																																																																																																																																																																																																																																																																																																																																																																																																																																																																																																																																																																																																																																																																																																																																																																																																																																																																																																																																																																								
	0-1	1-2	2-3	3-4	4-5	5-6	6-7	7-8	8-9	9-10	10-11	11-12	13-14	14-15	15-16	16-17	17-18	18-19	19-20	20-21	21-22	22-23	23-24	24-25	25-26	26-27	27-28	28-29	29-30	30-31	31-32	32-33	33-34	34-35	35-36	36-37	37-38	38-39	39-40	40-41	41-42	42-43	43-44	44-45	45-46	46-47	47-48	48-49	49-50	50-51	51-52	52-53	53-54	54-55	55-56	56-57	57-58	58-59	59-60	60-61	61-62	62-63	63-64	64-65	65-66	66-67	67-68	68-69	69-70	70-71	71-72	72-73	73-74	74-75	75-76	76-77	77-78	78-79	79-80	80 and over.	Total.																																																																																																																																																																																																																																																																																																																																																																																																																																																																																																																																																																																																																																																																																																																																																																																																																																																																																																																																																							
Number of Column.	1	2	3	4	5	6	7	8	9	10	11	12	13	14	15	16	17	18	19	20	21	22	23	24	25	26	27	28	29	30	31	32	33	34	35	36	37	38	39	40	41	42	43	44	45	46	47	48	49	50	51	52	53	54	55	56	57	58	59	60	61	62	63	64	65	66	67	68	69	70	71	72	73	74	75	76	77	78	79	80	81	82	83	84	85	86	87	88	89	90	91	92	93	94	95	96	97	98	99	100	101	102	103	104	105	106	107	108	109	110	111	112	113	114	115	116	117	118	119	120	121	122	123	124	125	126	127	128	129	130	131	132	133	134	135	136	137	138	139	140	141	142	143	144	145	146	147	148	149	150	151	152	153	154	155	156	157	158	159	160	161	162	163	164	165	166	167	168	169	170	171	172	173	174	175	176	177	178	179	180	181	182	183	184	185	186	187	188	189	190	191	192	193	194	195	196	197	198	199	200	201	202	203	204	205	206	207	208	209	210	211	212	213	214	215	216	217	218	219	220	221	222	223	224	225	226	227	228	229	230	231	232	233	234	235	236	237	238	239	240	241	242	243	244	245	246	247	248	249	250	251	252	253	254	255	256	257	258	259	260	261	262	263	264	265	266	267	268	269	270	271	272	273	274	275	276	277	278	279	280	281	282	283	284	285	286	287	288	289	290	291	292	293	294	295	296	297	298	299	300	301	302	303	304	305	306	307	308	309	310	311	312	313	314	315	316	317	318	319	320	321	322	323	324	325	326	327	328	329	330	331	332	333	334	335	336	337	338	339	340	341	342	343	344	345	346	347	348	349	350	351	352	353	354	355	356	357	358	359	360	361	362	363	364	365	366	367	368	369	370	371	372	373	374	375	376	377	378	379	380	381	382	383	384	385	386	387	388	389	390	391	392	393	394	395	396	397	398	399	400	401	402	403	404	405	406	407	408	409	410	411	412	413	414	415	416	417	418	419	420	421	422	423	424	425	426	427	428	429	430	431	432	433	434	435	436	437	438	439	440	441	442	443	444	445	446	447	448	449	450	451	452	453	454	455	456	457	458	459	460	461	462	463	464	465	466	467	468	469	470	471	472	473	474	475	476	477	478	479	480	481	482	483	484	485	486	487	488	489	490	491	492	493	494	495	496	497	498	499	500	501	502	503	504	505	506	507	508	509	510	511	512	513	514	515	516	517	518	519	520	521	522	523	524	525	526	527	528	529	530	531	532	533	534	535	536	537	538	539	540	541	542	543	544	545	546	547	548	549	550	551	552	553	554	555	556	557	558	559	560	561	562	563	564	565	566	567	568	569	570	571	572	573	574	575	576	577	578	579	580	581	582	583	584	585	586	587	588	589	590	591	592	593	594	595	596	597	598	599	600	601	602	603	604	605	606	607	608	609	610	611	612	613	614	615	616	617	618	619	620	621	622	623	624	625	626	627	628	629	630	631	632	633	634	635	636	637	638	639	640	641	642	643	644	645	646	647	648	649	650	651	652	653	654	655	656	657	658	659	660	661	662	663	664	665	666	667	668	669	670	671	672	673	674	675	676	677	678	679	680	681	682	683	684	685	686	687	688	689	690	691	692	693	694	695	696	697	698	699	700	701	702	703	704	705	706	707	708	709	710	711	712	713	714	715	716	717	718	719	720	721	722	723	724	725	726	727	728	729	730	731	732	733	734	735	736	737	738	739	740	741	742	743	744	745	746	747	748	749	750	751	752	753	754	755	756	757	758	759	760	761	762	763	764	765	766	767	768	769	770	771	772	773	774	775	776	777	778	779	780	781	782	783	784	785	786	787	788	789	790	791	792	793	794	795	796	797	798	799	800	801	802	803	804	805	806	807	808	809	810	811	812	813	814	815	816	817	818	819	820	821	822	823	824	825	826	827	828	829	830	831	832	833	834	835	836	837	838	839	840	841	842	843	844	845	846	847	848	849	850	851	852	853	854	855	856	857	858	859	860	861	862	863	864	865	866	867	868	869	870	871	872	873	874	875	876	877	878	879	880	881	882	883	884	885	886	887	888	889	890	891	892	893	894	895	896	897	898	899	900	901	902	903	904	905	906	907	908	909	910	911	912	913	914	915	916	917	918	919	920	921	922	923	924	925	926	927	928	929	930	931	932	933	934	935	936	937	938	939	940	941	942	943	944	945	946	947	948	949	950	951	952	953	954	955	956	957	958	959	960	961	962	963	964	965	966	967	968	969	970	971	972	973	974	975	976	977	978	979	980	981	982	983	984	985	986	987	988	989	990	991	992	993	994	995	996	997	998	999	1000

III.—DISEASES OF THE CIRCULATORY SYSTEM.

IV.—DISEASES OF THE RESPIRATORY SYSTEM.

V.—DISEASES OF THE DIGESTIVE SYSTEM.

- 1. Typhoid fever
- 8. Whooping cough
- 10. Influenza
- 20. Purulent infection and septicaemia
- 28. Tuberculosis of the lungs
- 41. Cancer and other malignant tumors of the peritonaeum, intestines, rectum
- 48. Chronic rheumatism and gout
- 50. Diabetes

- 78. Acute endocarditis
- 79. Organic diseases of the heart
- 81. Diseases of the arteries, atheroma, aneurysm, etc.

- 92. Pneumonia
- 93. Pleurisy

- 104. Diarrhoea and enteritis (under 2 years)
- 108. Appendicitis and typhlitis
- 109. Hernias, intestinal obstructions
- 117. Simple peritonitis (non-puerperal)







53. Leucemia
54. Anemia, chlorosis
55. Alcoholism (acute or chronic)
56. Chronic lead poisoning
II.—DISEASES OF THE NERVOUS SYSTEM AND OF THE ORGANS OF SPECIAL SENSE.

Table with 12 columns: 1, 2, 3, 4, 5, 6, 7, 8, 9, 10, 11, 12. Rows include Encephalitis, Simple meningitis, Other diseases of the spinal cord, Cerebral hemorrhage, apoplexy, Softening of the brain, Paralysis without specified cause, General paralysis of the insane, Other forms of mental alienation, Epilepsy, Convulsions of infants, Neuritis, Neuralgia and neuritis, Other diseases of the nervous system, Diseases of the eyes and their adnexa, Diseases of the ears.

III.—DISEASES OF THE CIRCULATORY SYSTEM.

Table with 12 columns: 1, 2, 3, 4, 5, 6, 7, 8, 9, 10, 11, 12. Rows include Acute endocarditis, Organic diseases of the heart, Angina pectoris, Diseases of the arteries, atheroma, aneurysm, etc., Embolism and thrombosis, Diseases of the veins, varices, hemorrhoids, phlebitis, etc., Diseases of the lymphatic system (lymphangitis, etc.).

IV.—DISEASES OF THE RESPIRATORY SYSTEM.

Table with 12 columns: 1, 2, 3, 4, 5, 6, 7, 8, 9, 10, 11, 12. Rows include Diseases of the thyroid body, Acute bronchitis, Chronic bronchitis, Broncho-pneumonia, Pneumonia, Pleurisy, Pulmonary congestion, pulmonary apoplexy, Asthma, Pulmonary emphysema.

V.—DISEASES OF THE DIGESTIVE SYSTEM.

Table with 12 columns: 1, 2, 3, 4, 5, 6, 7, 8, 9, 10, 11, 12. Rows include Ulcer of the stomach, Other diseases of the stomach (cancer excepted), Diarrhea and enteritis (under 2 years), Appendicitis and typhlitis, Hernias, intestinal obstructions.

Main summary table with 12 columns: 1, 2, 3, 4, 5, 6, 7, 8, 9, 10, 11, 12. It contains numerical data for various categories, including Group Totals for different sections.













CAUSES OF DEATH IN THE DISTRICT OF NIPISSING, 1911.

OFFICIAL ENGLISH TRANSLATION. DISEASES AND CAUSES OF DEATH.		Number of Column.	Ages.															Sex.		Nativity.			Social Con.			Months.																																										
			Under 1.			5-9.					10-14.					15-19.		20-29.		30-39.		40-49.		50-59.		60-69.		70-79.		80 and over.		Not stated.		Male.		Female.		Not stated.		Canada.		Foreign.		Not stated.		Single.			Married.			Not stated.																
			0-1	2	3	4	5	6	7	8	9	10	11	12	13	14	15	16	17	18	19	20																																														
			305	306	16	7	11	21	22	75	49	32	39	30	42	14	23	430	300																																																	
<b>Total.</b>		1	2	3	4	5	6	7	8	9	10	11	12	13	14	15	16	17	18	19	20																																															
730																																																																				
<b>Grand Total</b>		104	8	9	4	2	5	2	2	9	23	14	7	8	5	3	59	45																																																		
<b>I.—GENERAL DISEASES.</b>																																																																				
1. Typhoid fever																																																																				
4. Measles																																																																				
7. Scarlet fever																																																																				
8. Whooping cough																																																																				
9. Diphtheria and croup																																																																				
10. Influenza																																																																				
14. Dysentery																																																																				
18. Erysipelas																																																																				
20. Purulent infection and septicæmia																																																																				
28. Tuberculosis of the lungs																																																																				
30. Tuberculosis meningitis																																																																				
36. Rickets.																																																																				
40. Cancer and other malignant tumors of the stomach, liver																																																																				
41. Cancer and other malignant tumors of the peritoneum, intestines, rectum																																																																				
43. Cancer and other malignant tumors of the breast																																																																				
45. Cancer and other malignant tumors of other organs and of organs not specified																																																																				
47. Acute articular rheumatism																																																																				
48. Chronic rheumatism and gout																																																																				
50. Diabetes																																																																				
53. Leucæmia																																																																				
54. Anæmia, chlorosis																																																																				
56. Alcoholism (acute or chronic)																																																																				
<b>II.—DISEASES OF THE NERVOUS SYSTEM AND OF THE ORGANS OF SPECIAL SENSE.</b>																																																																				
61. Simple meningitis																																																																				
63. Other diseases of the spinal cord																																																																				
64. Cerebral hæmorrhage, apoplexy																																																																				
<b>Group Total</b>		46	14	5	1	3	3	2	2	1	4	8	5	1	1	298	20																																																			
16																																																																				
2																																																																				
9																																																																				



VII.—THE PUERPERAL STATE.																				
<b>Group Total</b>		10	1	1	1	3	3	3	10	4	3	3	10	1	3	1	1	2	1	
134.	Accidents of pregnancy	1	1																	
136.	Other accidents of labor	2	2			1			1	1										
137.	Puerperal septicaemia	5	1	1	2	2			5	1	2	2		1	1	1	1	1		
138.	Puerperal albuminuria and convulsions	2	1	1					2	1		1			2					
VIII.—DISEASES OF THE SKIN AND OF THE CELLULAR TISSUE.																				
<b>Group Total</b>		2	1						1	1										
144.	Acute abscess	1	1																	
145.	Other diseases of the skin and adnexa	1							1											
X.—MALFORMATIONS.																				
<b>Group Total</b>		6	6						3	3							1	2		
150.	Congenital malformations (still-births not included)	6	6						3	3										
XI.—DISEASES OF EARLY INFANCY.																				
<b>Group Total</b>		102	97	5					51	51	102	102	102	411	12	7	14	4	6	13
151.	Congenital debility, icterus, and sclerema	97							49	48	97	97	97	411	12	7	14	4	6	13
152.	Other diseases peculiar to early infancy	5						2	3		5	5	5	4						
XII.—OLD AGE.																				
<b>Group Total</b>		31							15	16	17	6	8	3	1	2	2	4	4	3
XIII.—AFFECTIONS PRODUCED BY EXTERNAL CAUSES.																				
<b>Group Total</b>		63	1	1	1	2	4	25	14	4	4	2	4	59	4					
159.	Suicide by firearms	2				1								2						
163.	Other suicides	1												1						
166.	Conflagration	1												1						
167.	Burns (conflagration excepted)	1												1						
168.	Absorption of deleterious gases (conflagration excepted)	7	1	1	1			1	6	1				3	3	1	5	2		
169.	Accidental drowning	4				2								1	3		4			
170.	Traumatism by firearms	42	1	1	2			5	1					10	1	1	8	1		
172.	Traumatism by fall	4												4			3	1		
173.	Traumatism in mines and quarries	2												1			1			
175.	Traumatism by other crushing (vehicles, railroad, landslides, etc.)	7				4	2							3	3	1	5	1		
176.	Traumatism by other crushing (vehicles, railroad, landslides, etc.)	7				2	1							3	2	2	5			
185.	Fractures (causes not specified)	7				3								2	3	2	4	1		
186.	Other external violence	9				5	2							7	2		4	1		
XIV.—ILL-DEFINED DISEASES.																				
<b>Group Total</b>		89	9	8	7	2	11	6	16	4	7	6	7	56	33					
188.	Sudden death	1												1						
189.	Cause of death not specified or ill-defined	88	9	8	7	2	11	6	15	4	7	6	7	56	32					
XV.—STILL-BIRTHS.																				
<b>Group Total</b>		81	81						48	33	81			81						









NORTHUMBERLAND AND DURHAM—Continued.

	1	2	3	4	5	6	7	8	9	10	11	12	13	14	15	16	17	18	19	20	21	22	23	24	25	26	27	28	29	30	31	32	33	34	35	36	37	38	
<b>Group Total</b> . . . . .	93	10	2	1	2	1	3	2	1	5	5	11	25	22	1	50	43	....	....	53	23	17	31	52	10	13	9	7	42	7	6	7	4	9	4				
61. Simple meningitis . . . . .	3	1	....	....	....	2	....	....	....	....	....	....	....	....	....	1	2	....	....	3	....	....	3	....	....	....	....	....	....	....	....	....	....	....	....	....	....	....	
62. Locomotor ataxia . . . . .	2	....	....	....	....	....	....	....	....	....	....	....	....	....	....	....	....	....	....	....	....	....	....	....	....	....	....	....	....	....	....	....	....	....	....	....	....	....	....
63. Other diseases of the spinal cord . . . . .	4	....	....	....	....	....	....	....	....	....	....	....	....	....	....	....	....	....	....	....	....	....	....	....	....	....	....	....	....	....	....	....	....	....	....	....	....	....	....
64. Cerebral hemorrhage, apoplexy . . . . .	28	....	....	....	....	....	....	....	....	....	....	....	....	....	....	....	....	....	....	....	....	....	....	....	....	....	....	....	....	....	....	....	....	....	....	....	....	....	....
65. Softening of the brain . . . . .	3	....	....	....	....	....	....	....	....	....	....	....	....	....	....	....	....	....	....	....	....	....	....	....	....	....	....	....	....	....	....	....	....	....	....	....	....	....	....
66. Paralysis without specified cause . . . . .	26	....	....	....	....	....	....	....	....	....	....	....	....	....	....	....	....	....	....	....	....	....	....	....	....	....	....	....	....	....	....	....	....	....	....	....	....	....	....
67. General paralysis of the insane . . . . .	6	....	....	....	....	....	....	....	....	....	....	....	....	....	....	....	....	....	....	....	....	....	....	....	....	....	....	....	....	....	....	....	....	....	....	....	....	....	....
68. Other forms of mental alienation . . . . .	3	....	....	....	....	....	....	....	....	....	....	....	....	....	....	....	....	....	....	....	....	....	....	....	....	....	....	....	....	....	....	....	....	....	....	....	....	....	....
69. Epilepsy . . . . .	5	....	....	....	....	....	....	....	....	....	....	....	....	....	....	....	....	....	....	....	....	....	....	....	....	....	....	....	....	....	....	....	....	....	....	....	....	....	....
70. Convulsions (non-puerperal) . . . . .	1	....	....	....	....	....	....	....	....	....	....	....	....	....	....	....	....	....	....	....	....	....	....	....	....	....	....	....	....	....	....	....	....	....	....	....	....	....	....
71. Convulsions of infants . . . . .	10	....	....	....	....	....	....	....	....	....	....	....	....	....	....	....	....	....	....	....	....	....	....	....	....	....	....	....	....	....	....	....	....	....	....	....	....	....	....
72. Other diseases of the nervous system . . . . .	5	....	....	....	....	....	....	....	....	....	....	....	....	....	....	....	....	....	....	....	....	....	....	....	....	....	....	....	....	....	....	....	....	....	....	....	....	....	....
76. Diseases of the ears . . . . .	2	....	....	....	....	....	....	....	....	....	....	....	....	....	....	....	....	....	....	....	....	....	....	....	....	....	....	....	....	....	....	....	....	....	....	....	....	....	....

**II.—DISEASES OF THE NERVOUS SYSTEM AND OF THE ORGANS OF SPECIAL SENSE.**

Number of Column.

**III.—DISEASES OF THE CIRCULATORY SYSTEM.**

Group Total . . . . . 88  
 78. Acute endocarditis . . . . . 4  
 79. Organic diseases of the heart . . . . . 48  
 80. Angina pectoris . . . . . 2  
 81. Diseases of the arteries, aneurisma, aneurism, etc. . . . . 34

**IV.—DISEASES OF THE RESPIRATORY SYSTEM.**

Group Total . . . . . 59  
 89. Acute bronchitis . . . . . 6  
 90. Chronic bronchitis . . . . . 12  
 91. Broncho-pneumonia . . . . . 3  
 92. Pneumonia . . . . . 27  
 93. Pleurisy . . . . . 4  
 94. Pulmonary congestion, pulmonary apoplexy . . . . . 4  
 96. Asthma . . . . . 2

**V.—DISEASES OF THE DIGESTIVE SYSTEM.**

Group Total . . . . . 42  
 Diseases of the pharynx . . . . . 2  
 100. Ulcer of the stomach . . . . . 9  
 103. Other diseases of the stomach (cancer excepted) . . . . . 4  
 104. Diarrhea and enteritis (under 2 years) . . . . . 5  
 105. Diarrhea and enteritis (2 years and over) . . . . . 1















II.—DISEASES OF THE NERVOUS SYSTEM AND OF THE ORGANS OF SPECIAL SENSE.

Table with 17 columns and 16 rows. Headers: 68, 8, 1, 1, 1, 1, 1, 1, 1, 1, 1, 1, 1, 1, 1, 1, 1. Rows 61-74: Simple meningitis, Locomotor ataxia, Other diseases of the spinal cord, Cerebral hemorrhage, apoplexy, Softening of the brain, Paralysis without specified cause, Epilepsy, Convulsions of infants, Convulsions of the nervous system, Other diseases of the circulatory system.

Table with 17 columns and 16 rows. Headers: 67, 1, 1, 1, 1, 1, 1, 1, 1, 1, 1, 1, 1, 1, 1, 1, 1. Rows 78-83: Acute endocarditis, Organic diseases of the heart, Angina pectoris, Diseases of the arteries, atheroma, aneurysm, etc., Diseases of the veins, varices, hemorrhoids, phlebitis, etc., Other diseases of the respiratory system.

Table with 17 columns and 16 rows. Headers: 62, 11, 3, 1, 1, 1, 1, 1, 1, 1, 1, 1, 1, 1, 1, 1, 1. Rows 87-96: Diseases of the larynx, Acute bronchitis, Chronic bronchitis, Broncho-pneumonia, Pneumonia, Pleurisy, Pulmonary congestion, pulmonary apoplexy, Asthma, Other diseases of the digestive system.

Table with 17 columns and 16 rows. Headers: 45, 11, 3, 1, 1, 1, 1, 1, 1, 1, 1, 1, 1, 1, 1, 1, 1. Rows 100-115: Diseases of the pharynx, Ulcer of the stomach, Other diseases of the stomach (cancer excepted), Diarrhoea and enteritis (under 2 years), Appendicitis and typhilitis, Hernias, intestinal obstructions, Diseases of the intestines, Cirrhosis of the liver, Other diseases of the liver, Non-venereal diseases of the genito-urinary system and adnexa.

Table with 17 columns and 16 rows. Headers: 24, 1, 1, 1, 1, 1, 1, 1, 1, 1, 1, 1, 1, 1, 1, 1, 1. Rows 119-131: Acute nephritis, Bright's disease, Other diseases of the kidneys and adnexa, Diseases of the bladder, Diseases of the prostate, Cysts and other tumors of the ovary.

OXFORD—Continued.

	1	2	3	4	5	6	7	8	9	10	11	12	13	14	15	16	17	18	19	20	21	22	23	24	25	26	27	28	29	30	31	32	33	34	35	36	37	38	
<p>Number of Column.</p> <p>VII.—THE PUERPERAL STATE.</p> <p><b>Group Total</b> . . . . . 4</p> <p>134. Accidents of pregnancy . . . . . 2</p> <p>135. Other accidents of labor . . . . . 1</p> <p>136. Other accidents of labor . . . . . 1</p> <p>137. Puerperal septicemia . . . . . 1</p> <p>VIII.—DISEASES OF THE SKIN AND OF THE CELLULAE TISSUE.</p> <p><b>Group Total</b> . . . . . 2</p> <p>142. Gangrene . . . . . 1</p> <p>144. Acute abscess . . . . . 1</p> <p>X.—MALFORMATIONS.</p> <p><b>Group Total</b> . . . . . 5</p> <p>150. Congenital malformations (still-births not included) . . . . . 5</p> <p>XI.—DISEASES OF EARLY INFANCY.</p> <p><b>Group Total</b> . . . . . 41</p> <p>151. Congenital debility, icterus, and sclerema . . . . . 41</p> <p>154. XII.—OLD AGE.</p> <p><b>Group Total</b> . . . . . 73</p> <p>XIII.—AFFECTIONS PRODUCED BY EXTERNAL CAUSES.</p> <p><b>Group Total</b> . . . . . 36</p> <p>155. Suicide by poison . . . . . 2</p> <p>157. Suicide by hanging or strangulation . . . . . 2</p> <p>159. Suicide by firearms . . . . . 1</p> <p>167. Burns (conflagration excepted) . . . . . 2</p> <p>169. Accidental drowning . . . . . 5</p> <p>172. Traumatism by fall . . . . . 3</p> <p>175. Traumatism by other crushing (vehicles, rail-road, landslides, etc.) . . . . . 11</p> <p>176. Injuries by animals . . . . . 1</p> <p>179. Effects of heat . . . . . 1</p> <p>180. Lightning . . . . . 1</p> <p>185. Fractures (causes not specified) . . . . . 5</p> <p>186. Other external violence . . . . . 2</p> <p>XIV.—ILL-DEFINED DISEASES.</p> <p><b>Group Total</b> . . . . . 15</p> <p>189. Cause of death not specified or ill-defined . . . . . 15</p> <p>190. XV.—STILL-BIRTHS.</p> <p><b>Group Total</b> . . . . . 30</p>																																							

































CAUSES OF DEATH IN THE COUNTY OF PRESCOTT AND RUSSELL, 1911.

DISEASES AND CAUSES OF DEATH.	Ages.												Sex.			Nativity.			Social Con.			Months.																																																																																					
	Under 1.												Male.			Female.			Canada.			Foreign.			Not stated.			Not stated.																																																																															
	0-1	1-2	2-3	3-4	4-5	5-6	6-7	7-8	8-9	9-10	10-14	14-15	15-16	16-17	17-18	18-19	19-20	20-29	30-39	40-49	50-59	60-69	70-79	80 and over	Not stated.	Male.	Female.	Not stated.	21	22	23	24	25	26	27	28	29	30	31	32	33	34	35	36	37	38	39	40	41	42	43	44	45	46	47	48	49	50	51	52	53	54	55	56	57	58	59	60	61	62	63	64	65	66	67	68	69	70	71	72	73	74	75	76	77	78	79	80	81	82	83	84	85	86	87	88	89	90	91	92	93	94	95	96	97	98	99
<b>Number of Column.</b>	1																																																																																																										
<b>Grand Total</b>	771																																																																																																										
<b>I.—GENERAL DISEASES.</b>																																																																																																											
<b>Group Total</b>	134																																																																																																										
1. Typhoid fever	8																																																																																																										
6. Measles	20																																																																																																										
8. Whooping cough	16																																																																																																										
9. Diphtheria and croup	1																																																																																																										
10. Influenza	4																																																																																																										
13. Cholera nostras.	1																																																																																																										
14. Dysentery	1																																																																																																										
19. Other epidemic diseases	1																																																																																																										
20. Purulent infection and septicaemia	1																																																																																																										
24. Tetanus.	1																																																																																																										
28. Tuberculosis of the lungs	36																																																																																																										
30. Tuberculosis meningitis	3																																																																																																										
31. Abdominal tuberculosis	1																																																																																																										
34. Tuberculosis of other organs.	1																																																																																																										
37. Syphilis.	1																																																																																																										
40. Cancer and other malignant tumors of the stomach, liver	5																																																																																																										
43. Cancer and other malignant tumors of the breast	1																																																																																																										
45. Cancer and other malignant tumors of other organs and of organs not specified.	7																																																																																																										
47. Acute articular rheumatism	5																																																																																																										
48. Chronic rheumatism and gout.	6																																																																																																										
50. Diabetes	8																																																																																																										
54. Anæmia, chlorosis	3																																																																																																										
55. Other general diseases	1																																																																																																										
<b>II.—DISEASES OF THE NERVOUS SYSTEM AND OF THE ORGANS OF SPECIAL SENSE.</b>																																																																																																											
<b>Group Total</b>	40																																																																																																										
61. Simple meningitis	8																																																																																																										
64. Cerebral hemorrhage, apoplexy	10																																																																																																										
66. Paralysis without specified cause	11																																																																																																										
68. Other forms of mental alienation	2																																																																																																										
70. Convulsions (non-puerperal)	1																																																																																																										





VII.—THE PUERPERAL STATE.	
<b>Group Total</b>	4
134. Accidents of pregnancy	1
136. Other accidents of labor	2
140. Following childbirth (not otherwise defined)	1
<b>VIII.—DISEASES OF THE SKIN AND OF THE CELLULAR TISSUE.</b>	
<b>Group Total</b>	1
144. Acute abscess	1
<b>X.—MALFORMATIONS.</b>	
<b>Group Total</b>	2
150. Congenital malformations (still-births not included)	2
<b>XI.—DISEASES OF EARLY INFANCY.</b>	
<b>Group Total</b>	173
151. Congenital debility, icterus and sclerema	173
154. XII.—OLD AGE.	65
<b>XIII.—AFFECTIONS PRODUCED BY EXTERNAL CAUSES.</b>	
<b>Group Total</b>	18
155. Suicide by poison	1
156. Other acute poisonings	1
167. Burns (contagration excepted)	1
169. Accidental drowning	1
170. Traumatism by firearms	1
175. Traumatism by other crushing (vehicles, railroad, landslides, etc.)	2
176. Injuries by animals	2
178. Excessive cold	1
179. Effects of heat	1
180. Lightning	1
185. Fractures (cause not specified)	1
186. Other external violence	1
<b>Group Total</b>	106
187. Ill-defined organic disease	1
188. Sudden death	2
189. Cause of death not specified or ill-defined	103
<b>XV.—STILL-BIRTHS.</b>	
<b>Group Total</b>	45







CAUSES OF DEATH IN THE DISTRICT OF RAINY RIVER, 1911.

OFFICIAL ENGLISH TRANSLATION. DISEASES AND CAUSES OF DEATH.	Ages.												Sex.		Nativity.			Social Con.			Months.																			
	Under 1.												Male.	Female.	Not stated.	Canada.	Foreign.	Not stated.	Single.	Married.	Not stated.	January.	February.	March.	April.	May.	June.	July.	August.	September.	October.	November.	December.							
	0-1	1	2	3	4	5	6	7	8	9	10	11	12	13	14	15	16	17	18	19	20	21	22	23	24	25	26	27	28	29	30	31	32	33	34	35	36	37	38	
<b>Total.</b>	1	2	3	4	5	6	7	8	9	10	11	12	13	14	15	16	17	18	19	20	21	22	23	24	25	26	27	28	29	30	31	32	33	34	35	36	37	38		
Number of Column.	1	2	3	4	5	6	7	8	9	10	11	12	13	14	15	16	17	18	19	20	21	22	23	24	25	26	27	28	29	30	31	32	33	34	35	36	37	38		
<b>Grand Total</b> .....	111																																							
<b>I.—GENERAL DISEASES.</b>																																								
<b>Group Total</b> .....	30																																							
1. Typhoid fever .....	7																																							
6. Measles .....	1																																							
7. Scarlet fever .....	7																																							
10. Influenza .....	1																																							
20. Purulent infection and septicæmia .....	1																																							
28. Tuberculosis of the lungs .....	6																																							
40. Cancer and other malignant tumors of the stomach, liver .....	3																																							
41. Cancer and other malignant tumors of the peritoneum, intestines, rectum .....	1																																							
50. Diabetes .....	1																																							
56. Alcoholism (acute or chronic) .....	2																																							
<b>II.—DISEASES OF THE NERVOUS SYSTEM AND OF THE ORGANS OF SPECIAL SENSE.</b>																																								
<b>Group Total</b> .....	4																																							
61. Simple meningitis .....	1																																							
64. Cerebral hemorrhage, apoplexy .....	2																																							
71. Convulsions of infants .....	1																																							
<b>III.—DISEASES OF THE CIRCULATORY SYSTEM.</b>																																								
<b>Group Total</b> .....	2																																							
79. Organic diseases of the heart .....	2																																							
<b>IV.—DISEASES OF THE RESPIRATORY SYSTEM.</b>																																								
<b>Group Total</b> .....	12																																							
Diseases of the larynx .....	1																																							
89. Acute bronchitis .....	1																																							
91. Broncho-pneumonia .....	2																																							
92. Pneumonia .....	7																																							
93. Pleurisy .....	1																																							























STORMONT, DUNDAS AND GLENGARRY—Continued.

		Number of Columns.																																					
		1	2	3	4	5	6	7	8	9	10	11	12	13	14	15	16	17	18	19	20	21	22	23	24	25	26	27	28	29	30	31	32	33	34	35	36	37	38
VII.—NON-VENEREAL DISEASES OF THE GENITO-URINARY SYSTEM AND ADNEXA.																																							
<b>Group Total</b> .....		38																																					
120. Bright's disease .....		31																																					
122. Other diseases of the kidneys and adnexa .....		1																																					
123. Calculi of the urinary passages .....		2																																					
124. Diseases of the bladder .....		1																																					
125. Diseases of the urethra, urinary abscess, etc. ....		1																																					
126. Diseases of the prostate .....		2																																					
<b>Group Total</b> .....		38																																					
VII.—THE PUERPERAL STATE.																																							
<b>Group Total</b> .....		7																																					
134. Accidents of pregnancy .....		1																																					
135. Puerperal hemorrhage .....		1																																					
136. Other accidents of labor .....		2																																					
137. Puerperal septicaemia .....		2																																					
138. Puerperal albuminuria and convulsions .....		2																																					
<b>Group Total</b> .....		7																																					
VIII.—DISEASES OF THE SKIN AND OF THE CELLULAR TISSUE.																																							
<b>Group Total</b> .....		3																																					
142. Gangrene .....		1																																					
144. Acute abscess .....		1																																					
145. Other diseases of the skin and adnexa .....		1																																					
<b>Group Total</b> .....		3																																					
X.—MALFORMATIONS.																																							
<b>Group Total</b> .....		3																																					
150. Congenital malformations (still-births not included) .....		3																																					
<b>Group Total</b> .....		72																																					
XI.—DISEASES OF EARLY INFANCY.																																							
<b>Group Total</b> .....		72																																					
151. Congenital debility, icterus and sclerema .....		72																																					
154. XII.—OLD AGE.																																							
<b>Group Total</b> .....		154																																					



XIII.—AFFECTIONS PRODUCED BY EXTERNAL CAUSES.

<b>Group Total</b> .....	38	1	1	2	1	4	1	6	2	5	1	5	4	2	3	10	28	3	7	20	14	4	3	3	2	6	2	2	5	5	2	1	3	4	
155. Suicide by poison .....	1	1	1	1	1	1	1	1	1	1	1	1	1	1	1	1	1	1	1	1	1	1	1	1	1	1	1	1	1	1	1	1	1	1	
156. Suicide by hanging or strangulation .....	1	1	1	1	1	1	1	1	1	1	1	1	1	1	1	1	1	1	1	1	1	1	1	1	1	1	1	1	1	1	1	1	1	1	
157. Other suicides .....	2	2	2	2	2	2	2	2	2	2	2	2	2	2	2	2	2	2	2	2	2	2	2	2	2	2	2	2	2	2	2	2	2	2	
163. Burns (conflagration excepted) .....	5	5	5	5	5	5	5	5	5	5	5	5	5	5	5	5	5	5	5	5	5	5	5	5	5	5	5	5	5	5	5	5	5	5	
167. Accidental drowning .....	4	4	4	4	4	4	4	4	4	4	4	4	4	4	4	4	4	4	4	4	4	4	4	4	4	4	4	4	4	4	4	4	4	4	
169. Traumatism by firearms .....	3	3	3	3	3	3	3	3	3	3	3	3	3	3	3	3	3	3	3	3	3	3	3	3	3	3	3	3	3	3	3	3	3	3	
170. Traumatism by fall .....	4	4	4	4	4	4	4	4	4	4	4	4	4	4	4	4	4	4	4	4	4	4	4	4	4	4	4	4	4	4	4	4	4	4	
172. Traumatism by other crushing (vehicles, rail- road, landslides, etc.) .....	1	1	1	1	1	1	1	1	1	1	1	1	1	1	1	1	1	1	1	1	1	1	1	1	1	1	1	1	1	1	1	1	1	1	
175. Injuries by animals .....	1	1	1	1	1	1	1	1	1	1	1	1	1	1	1	1	1	1	1	1	1	1	1	1	1	1	1	1	1	1	1	1	1	1	
176. Starvation .....	1	1	1	1	1	1	1	1	1	1	1	1	1	1	1	1	1	1	1	1	1	1	1	1	1	1	1	1	1	1	1	1	1	1	
177. Excessive cold .....	1	1	1	1	1	1	1	1	1	1	1	1	1	1	1	1	1	1	1	1	1	1	1	1	1	1	1	1	1	1	1	1	1	1	
178. Effects of heat .....	1	1	1	1	1	1	1	1	1	1	1	1	1	1	1	1	1	1	1	1	1	1	1	1	1	1	1	1	1	1	1	1	1	1	
179. Lightning .....	1	1	1	1	1	1	1	1	1	1	1	1	1	1	1	1	1	1	1	1	1	1	1	1	1	1	1	1	1	1	1	1	1	1	
180. Electricity (lightning excepted) .....	3	3	3	3	3	3	3	3	3	3	3	3	3	3	3	3	3	3	3	3	3	3	3	3	3	3	3	3	3	3	3	3	3	3	
181. Homicide by other means .....	1	1	1	1	1	1	1	1	1	1	1	1	1	1	1	1	1	1	1	1	1	1	1	1	1	1	1	1	1	1	1	1	1	1	
184. Fractures (cause not specified) .....	2	2	2	2	2	2	2	2	2	2	2	2	2	2	2	2	2	2	2	2	2	2	2	2	2	2	2	2	2	2	2	2	2	2	
185. Other external violence .....	5	5	5	5	5	5	5	5	5	5	5	5	5	5	5	5	5	5	5	5	5	5	5	5	5	5	5	5	5	5	5	5	5	5	
<b>Group Total</b> .....	36	4	2	1	1	1	2	6	3	6	5	6	6	6	6	17	19	30	1	5	19	15	2	1	9	2	1	4	3	2	2	2	4	1	4
189. Cause of death not specified or ill-defined .....	36	4	2	1	1	1	2	6	3	6	5	6	6	6	6	17	19	30	1	5	19	15	2	1	9	2	1	4	3	2	2	4	1	4	
<b>Group Total</b> .....	38	38	38	38	38	38	38	38	38	38	38	38	38	38	38	38	38	38	38	38	38	38	38	38	38	38	38	38	38	38	38	38	38	38	38

XIV.—ILL-DEFINED DISEASES.

<b>Group Total</b> .....	36	4	2	1	1	1	2	6	3	6	5	6	6	6	6	17	19	30	1	5	19	15	2	1	9	2	1	4	3	2	2	4	1	4	
189. Cause of death not specified or ill-defined .....	36	4	2	1	1	1	2	6	3	6	5	6	6	6	6	17	19	30	1	5	19	15	2	1	9	2	1	4	3	2	2	4	1	4	
<b>Group Total</b> .....	38	38	38	38	38	38	38	38	38	38	38	38	38	38	38	38	38	38	38	38	38	38	38	38	38	38	38	38	38	38	38	38	38	38	38

XV.—STILL-BIRTHS.





















CAUSES OF DEATH IN THE COUNTY OF WATERLOO, 1911.

Total.	Ages.												Sex.		Nativity.		Social Con.		Months.																		
	Under 1.												Male.	Female.	Canada.	Foreign.	Not stated.	Single.	Married.	Not stated.	January.	February.	March.	April.	May.	June.	July.	August.	September.	October.	November.	December.					
	0-1	1-2	2-3	3-4	4-5	5-6	6-7	7-8	8-9	9-10	10-14.	15-19.																					20-29.	30-39.	40-49.	50-59.	60-69.
1	172	19	12	4	9	24	10	10	14	38	53	67	68	103	94	10	387	348	1	487	167	82	339	356	41	78	60	61	65	60	59	60	66	46	60	49	
736	176	8	3	3	4	14	4	5	19	19	21	21	22	25	4	86	90	113	32	31	72	92	12	15	17	15	28	13	11	16	8	11	13	18	18	18	18
I.—GENERAL DISEASES.																																					
Group Total .....																																					
1	Typhoid fever .....																																				
7	Measles .....																																				
7	Scarlet fever .....																																				
5	Whooping cough .....																																				
3	Diphtheria and croup .....																																				
16	Infantia .....																																				
10	Infantia .....																																				
2	Cholera nostras .....																																				
1	Erysipelas .....																																				
5	Parent infection and septicaemia .....																																				
1	Typhus .....																																				
31	Tuberculosis of the lungs .....																																				
2	Tuberculous meningitis .....																																				
5	Abdominal tuberculosis .....																																				
3	Poli disease .....																																				
34	Tuberculosis of other organs .....																																				
36	Rickets .....																																				
1	Cancer and other malignant tumors of the buccal cavity .....																																				
5	Cancer and other malignant tumors of the stomach, liver .....																																				
11	Cancer, and other malignant tumors of the peritoneum, intestines, rectum .....																																				
5	Cancer and other malignant tumors of the female genital organs .....																																				
5	Cancer and other malignant tumors of the breast .....																																				
2	Cancer and other malignant tumors of other organs and of organs not specified .....																																				
9	Acute articular rheumatism .....																																				
8	Chronic rheumatism and gout .....																																				
7	Diabetes .....																																				
1	Exophthalmic goitre .....																																				





WATERLOO—Concluded.

	1	2	3	4	5	6	7	8	9	10	11	12	13	14	15	16	17	18	19	20	21	22	23	24	25	26	27	28	29	30	31	32	33	34	35	36	37	38		
Number of Columns.																																								
XII.—OLD AGE.																																								
<b>Group Total</b> .....	86												29	63				35	51	21	45	30	8	73																
XIII.—AFFECTIONS PRODUCED BY EXTERNAL CAUSES.																																								
<b>Group Total</b> .....	40																																							
158. Suicide by drowning .....	1																																							
159. Suicide by firearms .....	1																																							
160. Suicide by cutting or piercing instruments .....	1																																							
167. Burns (condensation excepted) .....	1																																							
168. Absorption of deleterious gases (condensation excepted) .....	2																																							
169. Accidental drowning .....	7																																							
170. Traumatism by fall .....	1																																							
172. Traumatism by machines .....	4																																							
173. Traumatism by other crushing (vehicles, rail-road landlides, etc.) .....	5																																							
176. Injuries by animals .....	3																																							
179. Effects of heat .....	2																																							
181. Electricity (lightning excepted) .....	2																																							
184. Homicide by other means .....	1																																							
185. Fractures (cause not specified) .....	4																																							
186. Other external violence .....	5																																							
XIV.—ILL-DEFINED DISEASES.																																								
<b>Group Total</b> .....	28																																							
189. Cause of death not specified or ill-defined .....	28																																							
XV.—STILL-BIRTHS.																																								
<b>Group Total</b> .....	54																																							

154.

190.















WELLINGTON—Concluded.

	1	2	3	4	5	6	7	8	9	10	11	12	13	14	15	16	17	18	19	20	21	22	23	24	25	26	27	28	29	30	31	32	33	34	35	36	37	38								
Number of Column.																																														
XII.—OLD AGE.																																														
<b>Group Total</b>	97													37	59	1	44	53		20	70	7	12	82	3	4	6	11	10	15	8	10	8	6	8	7	4									
XIII.—AFFECTIONS PRODUCED BY EXTERNAL CAUSES.																																														
<b>Group Total</b>	19		3				1	2	3	1	2	2	2	3		13	6		14	2	3	8	8	3	1			1		2																
157. Suicide by hanging or strangulation	1																																													
167. Burns (conflagration excepted)	2		1																																											
169. Accidental drowning	2		2																																											
172. Traumatism by fall	1																																													
175. Traumatism by other crushing (vehicles, rail-road, handtrucks, etc.)	4							1	2																																					
176. Injuries by animals	1																																													
179. Effects of heat	1																																													
182. Fractures (cause not specified)	6										1	1	1	2		2	4																													
186. Other external violence	1																																													
XIV.—ILL-DEFINED DISEASES.																																														
<b>Group Total</b>	18	4	1							3	2	3	5	5			9	9		14	3	1	12	5	1		2	1	1	2	1	3														
189. Cause of death not specified or ill-defined	18	4	1							3	2	3	5	5			9	9		14	3	1	12	5	1		2	1	1	2	1	3														
XV.—SMALL-BIRTHS.																																														
<b>Group Total</b>	41	41															32	19		41			41																							

	Ages.													Sex.		Nativity.			Social Con.		Months.																					
	Under 1.													Male.	Female.	Canada.	Foreign.	Not stated.	Single.	Married.	January.	February.	March.	April.	May.	June.	July.	August.	September.	October.	November.	December.										
	0-1	1-2	2-3	3-4	4-5	5-6	6-7	7-8	8-9	9-10	10-11	11-12	12-13																				13-14	14-15	15-16	16-17	17-18	18-19	19-20	20-21	21-22	22-23
	Total.	437	109	111	111	111	31	15	33	128	92	106	144	170	208	140	18	878	715	13	1013	506	87	802	745	59	119	124	160	160	133	123	141	148	120	125	125	128				
Number of Column.	1																					1																				
<b>Grand Total</b>	1606																					1606																				
<b>I.—GENERAL DISEASES.</b>																																										
<b>Group Total</b>	328																					328																				
1. Typhoid fever	21																					21																				
6. Measles	1																					1																				
7. Scarlet fever	9																					9																				
8. Whooping cough	5																					5																				
9. Diphtheria and croup	13																					13																				
10. Influenza	2																					2																				
13. Cholera nostras	1																					1																				
14. Dysentery	1																					1																				
18. Erysipels	6																					6																				
19. Other epidemic diseases	1																					1																				
20. Purulent infection and septicaemia	3																					3																				
24. Tetanus	1																					1																				
28. Tuberculosis of the lungs	94																					94																				
29. Acute military tuberculosis	3																					3																				
30. Tuberculous meningitis	2																					2																				
31. Abdominal tuberculosis	4																					4																				
32. Pott's disease	1																					1																				
34. Tuberculosis of other organs	2																					2																				
36. Eickets	1																					1																				
39. Cancer and other malignant tumors of the buccal cavity.	8																					8																				
40. Cancer and other malignant tumors of the stomach, liver	19																					19																				
41. Cancer and other malignant tumors of the peritoneum, intestines, rectum	15																					15																				
42. Cancer and other malignant tumors of the female genital organs	11																					11																				
43. Cancer and other malignant tumors of the breast	3																					3																				
45. Cancer and other malignant tumors of other organs and of organs not specified	24																					24																				
48. Chronic rheumatism and gout	13																					13																				
50. Diabetes	13																					13																				
51. Exophthalmic goitre	2																					2																				







XI.—DISEASES OF EARLY INFANCY.

<b>Group Total</b> .....	85	52	1	138	.....	138	.....	8	4	9	11	14	8	15	13	9	15	21	11
151. Congenital debility, icterus, and sclerema .....	84	50	1	135	.....	135	.....	8	4	9	10	14	8	15	12	9	14	21	11
152. Other diseases peculiar to early infancy .....	1	2	.....	3	.....	3	.....	.....	.....	.....	.....	.....	.....	.....	.....	.....	.....	.....	.....

XII.—OLD AGE.

<b>Group Total</b> .....	43	67	1	111	.....	111	.....	7	10	6	17	12	3	10	13	5	13	5	7	10
153. Cause of death not specified or ill-defined .....	.....	.....	.....	.....	.....	.....	.....	.....	.....	.....	.....	.....	.....	.....	.....	.....	.....	.....	.....	.....
<b>Group Total</b> .....	90	51	12	153	.....	153	.....	9	17	13	15	16	13	7	11	13	12	12	15	.....

XIII.—AFFECTIONS PRODUCED BY EXTERNAL CAUSES.

<b>Group Total</b> .....	30	16	15	9	3	8	5	3	90	14	.....	42	50	12	52	44	8	7	6	9	5	5	14	15	17	5	7	3	11							
155. Suicide by poison .....	3	1	.....	.....	.....	.....	.....	.....	4	2	.....	1	4	1	3	3	.....	.....	.....	.....	.....	.....	.....	.....	.....	.....	.....	.....	.....	.....						
157. Suicide by hanging or strangulation .....	.....	.....	.....	.....	.....	.....	.....	.....	2	.....	.....	1	1	.....	.....	2	.....	.....	.....	.....	.....	.....	.....	.....	.....	.....	.....	.....	.....	.....						
159. Suicide by firearms .....	.....	.....	.....	.....	.....	.....	.....	.....	1	.....	.....	1	1	.....	.....	1	.....	.....	.....	.....	.....	.....	.....	.....	.....	.....	.....	.....	.....	.....	.....					
163. Other suicides .....	.....	.....	.....	.....	.....	.....	.....	.....	1	.....	.....	1	1	.....	.....	1	.....	.....	.....	.....	.....	.....	.....	.....	.....	.....	.....	.....	.....	.....	.....					
166. Confagration .....	.....	.....	.....	.....	.....	.....	.....	.....	9	1	.....	7	2	.....	6	2	.....	.....	.....	.....	.....	.....	.....	.....	.....	.....	.....	.....	.....	.....	.....					
167. Burns (confagration excepted) .....	.....	.....	.....	.....	.....	.....	.....	.....	3	1	.....	3	1	.....	2	.....	.....	.....	.....	.....	.....	.....	.....	.....	.....	.....	.....	.....	.....	.....	.....					
168. Absorption of deleterious gases (confagration excepted) .....	.....	.....	.....	.....	.....	.....	.....	.....	1	.....	.....	1	1	.....	1	.....	.....	.....	.....	.....	.....	.....	.....	.....	.....	.....	.....	.....	.....	.....	.....	.....				
169. Accidental drowning .....	.....	.....	.....	.....	.....	.....	.....	.....	1	.....	.....	1	1	.....	1	.....	.....	.....	.....	.....	.....	.....	.....	.....	.....	.....	.....	.....	.....	.....	.....	.....	.....			
172. Traumatism by fall .....	.....	.....	.....	.....	.....	.....	.....	.....	13	1	.....	5	9	.....	10	4	.....	.....	.....	.....	.....	.....	.....	.....	.....	.....	.....	.....	.....	.....	.....	.....	.....			
173. Traumatism in mines and quarries .....	.....	.....	.....	.....	.....	.....	.....	.....	6	.....	.....	3	3	.....	3	.....	.....	.....	.....	.....	.....	.....	.....	.....	.....	.....	.....	.....	.....	.....	.....	.....	.....	.....		
175. Traumatism by other crushing (vehicles, rail-road, landsheds, etc.) .....	.....	.....	.....	.....	.....	.....	.....	.....	1	.....	.....	1	.....	.....	.....	.....	.....	.....	.....	.....	.....	.....	.....	.....	.....	.....	.....	.....	.....	.....	.....	.....	.....	.....		
179. Effects of heat .....	.....	.....	.....	.....	.....	.....	.....	.....	16	2	.....	7	11	.....	10	8	.....	.....	.....	.....	.....	.....	.....	.....	.....	.....	.....	.....	.....	.....	.....	.....	.....	.....	.....	
181. Electricity (lightning excepted) .....	.....	.....	.....	.....	.....	.....	.....	.....	4	2	.....	2	3	.....	3	1	.....	.....	.....	.....	.....	.....	.....	.....	.....	.....	.....	.....	.....	.....	.....	.....	.....	.....	.....	.....
185. Fractures (cause not specified) .....	.....	.....	.....	.....	.....	.....	.....	.....	3	.....	.....	3	.....	.....	2	.....	.....	.....	.....	.....	.....	.....	.....	.....	.....	.....	.....	.....	.....	.....	.....	.....	.....	.....	.....	.....
186. Other external violence .....	.....	.....	.....	.....	.....	.....	.....	.....	18	3	.....	7	8	.....	4	12	.....	.....	.....	.....	.....	.....	.....	.....	.....	.....	.....	.....	.....	.....	.....	.....	.....	.....	.....	.....

XIV.—ILL-DEFINED DISEASES.

<b>Group Total</b> .....	2	3	3	2	8	.....	3	22	11	.....	20	10	3	16	15	2	2	5	2	4	5	2	3	2	3	1	2										
189. Cause of death not specified or ill-defined .....	.....	.....	.....	.....	.....	.....	.....	.....	.....	.....	.....	.....	.....	.....	.....	.....	.....	.....	.....	.....	.....	.....	.....	.....	.....	.....	.....	.....	.....	.....	.....	.....	.....	.....	.....	.....	.....
<b>Group Total</b> .....	90	51	12	153	.....	153	.....	9	17	13	15	16	13	7	11	13	12	12	15	.....	.....	.....	.....	.....	.....	.....	.....	.....									

XV.—STILL-BIRTHS.









YORK—Concluded.

Number of Column.	1	2	3	4	5	6	7	8	9	10	11	12	13	14	15	16	17	18	19	20	21	22	23	24	25	26	27	28	29	30	31	32	33	34	35	36	37	38							
165. Other acute poisonings	25	2	1	1	1	1	1	1	1	1	1	1	1	1	1	1	1	1	1	1	1	1	1	1	1	1	1	1	1	1	1	1	1	1	1	1	1	1	1						
166. Conflagration	2	2	1	1	1	1	1	1	1	1	1	1	1	1	1	1	1	1	1	1	1	1	1	1	1	1	1	1	1	1	1	1	1	1	1	1	1	1	1	1					
167. Burns (conflagration excepted)	24	2	1	3	1	3	4	1	1	8	16	12	9	3	9	12	3	1	3	1	1	2	2	4	3	2	1	3	1	2	2	4	4	3	2	1	1	1	1	1					
168. Absorption of deleterious gases (conflagration excepted)	25	2	1	1	1	2	1	1	1	1	1	1	1	1	1	1	1	1	1	1	1	1	1	1	1	1	1	1	1	1	1	1	1	1	1	1	1	1	1	1					
169. Accidental drowning	31	1	1	2	4	5	3	2	1	18	7	14	9	2	17	5	3	6	1	1	3	1	1	3	1	1	1	1	1	1	1	1	1	1	1	1	1	1	1	1	1				
170. Traumatism by firearms	7	1	1	2	4	10	4	3	3	1	2	25	6	1	6	1	6	1	1	1	1	1	1	1	1	1	1	1	1	1	1	1	1	1	1	1	1	1	1	1	1				
171. Traumatism by cutting or piercing instruments	24	1	1	1	1	1	1	1	1	1	1	1	1	1	1	1	1	1	1	1	1	1	1	1	1	1	1	1	1	1	1	1	1	1	1	1	1	1	1	1	1				
172. Traumatism by fall	1	1	1	1	1	1	1	1	1	1	1	1	1	1	1	1	1	1	1	1	1	1	1	1	1	1	1	1	1	1	1	1	1	1	1	1	1	1	1	1	1				
173. Traumatism in mines and quarries	1	1	1	1	1	1	1	1	1	1	1	1	1	1	1	1	1	1	1	1	1	1	1	1	1	1	1	1	1	1	1	1	1	1	1	1	1	1	1	1	1				
174. Traumatism by machines	1	1	1	1	1	1	1	1	1	1	1	1	1	1	1	1	1	1	1	1	1	1	1	1	1	1	1	1	1	1	1	1	1	1	1	1	1	1	1	1	1				
175. Traumatism by other crushing (vehicles, rail-road, landslides, etc.)	44	1	1	1	1	2	1	1	9	7	7	6	4	2	1	35	9	18	25	1	19	21	4	2	1	1	1	1	1	1	1	1	1	1	1	1	1	1	1	1	1	1	1		
177. Starvation	2	1	1	1	1	1	1	1	1	1	1	1	1	1	1	1	1	1	1	1	1	1	1	1	1	1	1	1	1	1	1	1	1	1	1	1	1	1	1	1	1	1			
178. Excessive cold	1	1	1	1	1	1	1	1	1	1	1	1	1	1	1	1	1	1	1	1	1	1	1	1	1	1	1	1	1	1	1	1	1	1	1	1	1	1	1	1	1	1			
179. Effects of heat	25	10	1	1	1	1	1	1	1	3	1	1	2	3	1	16	9	16	7	2	17	6	2	1	1	1	1	1	1	1	1	1	1	1	1	1	1	1	1	1	1	1	1		
180. Lightning	1	1	1	1	1	1	1	1	1	1	1	1	1	1	1	1	1	1	1	1	1	1	1	1	1	1	1	1	1	1	1	1	1	1	1	1	1	1	1	1	1	1			
181. Electricity (lightning excepted)	11	1	1	1	1	1	1	1	1	1	1	1	1	1	1	1	1	1	1	1	1	1	1	1	1	1	1	1	1	1	1	1	1	1	1	1	1	1	1	1	1	1			
185. Fractures (cause not specified)	61	1	1	1	1	1	1	1	1	1	1	1	1	1	1	1	1	1	1	1	1	1	1	1	1	1	1	1	1	1	1	1	1	1	1	1	1	1	1	1	1	1			
186. Other external violence	45	2	3	2	2	1	3	3	5	8	6	5	6	5	6	38	7	18	24	3	18	25	2	1	3	5	2	1	3	5	3	4	3	4	3	4	3	4	3	4	3	4	3	4	
<b>Group Total</b>	<b>124</b>	<b>56</b>	<b>8</b>	<b>3</b>	<b>3</b>	<b>3</b>	<b>3</b>	<b>3</b>	<b>3</b>	<b>6</b>	<b>8</b>	<b>9</b>	<b>12</b>	<b>11</b>	<b>2</b>	<b>73</b>	<b>51</b>	<b>99</b>	<b>20</b>	<b>5</b>	<b>85</b>	<b>30</b>	<b>9</b>	<b>9</b>	<b>6</b>	<b>12</b>	<b>9</b>	<b>5</b>	<b>15</b>	<b>14</b>	<b>20</b>	<b>13</b>	<b>3</b>	<b>6</b>	<b>12</b>	<b>3</b>	<b>6</b>	<b>12</b>	<b>3</b>	<b>6</b>	<b>12</b>	<b>3</b>	<b>6</b>	<b>12</b>	
189. Cause of death not specified or ill-defined	124	56	8	3	3	3	3	3	3	6	8	9	12	11	2	73	51	99	20	5	85	30	9	9	6	12	9	5	15	14	20	13	3	6	12	3	6	12	3	6	12	3	6	12	
190. <b>Group Total</b>	<b>565</b>	<b>565</b>	<b>565</b>	<b>565</b>	<b>565</b>	<b>565</b>	<b>565</b>	<b>565</b>	<b>565</b>	<b>565</b>	<b>565</b>	<b>565</b>	<b>565</b>	<b>565</b>	<b>565</b>	<b>565</b>	<b>565</b>	<b>565</b>	<b>565</b>	<b>565</b>	<b>565</b>	<b>565</b>	<b>565</b>	<b>565</b>	<b>565</b>	<b>565</b>	<b>565</b>	<b>565</b>	<b>565</b>	<b>565</b>	<b>565</b>	<b>565</b>	<b>565</b>	<b>565</b>	<b>565</b>	<b>565</b>	<b>565</b>	<b>565</b>	<b>565</b>	<b>565</b>	<b>565</b>	<b>565</b>	<b>565</b>	<b>565</b>	<b>565</b>

XIV.—ILL-DEFINED DISEASES.

XV.—STILL-BIRTHS.







XI.—DISEASES OF EARLY INFANCY.

<b>Group Total</b> .....	13	13	13	10	3	13	13	13	13	1	2	2	1	2	3	1	1
151. Congenital debility, icterus, and sclerema .....	13	13	13	10	3	13	13	13	13	1	2	2	1	2	3	1	1

154. XII.—OLD AGE.

<b>Group Total</b> .....	24	11	13	15	9	13	9	2	3	21	4	1	2	3	1	2	3
--------------------------	----	----	----	----	---	----	---	---	---	----	---	---	---	---	---	---	---

XIII.—AFFECTIONS PRODUCED BY EXTERNAL CAUSES.

<b>Group Total</b> .....	7	1	3	5	2	6	1	4	3	1	2	1	2	1	2	2	1
169. Accidental drowning .....	2	1	1	2	2	6	1	4	3	1	2	1	2	1	2	2	1
172. Traumatism by fall .....	1	1	1	1	1	2	1	2	1	1	1	1	1	1	1	1	1
181. Electricity (lightning excepted) .....	1	1	1	1	1	1	1	1	1	1	1	1	1	1	1	1	1
185. Fractures (cause not specified) .....	2	2	2	2	2	2	2	2	2	2	2	2	2	2	2	2	2
186. Other external violence .....	1	1	1	1	1	1	1	1	1	1	1	1	1	1	1	1	1

XIV.—ILL-DEFINED DISEASES.

<b>Group Total</b> .....	4	2	2	3	1	3	1	1	3	1	1	1	1	1	1	1	1
189. Cause of death not specified or ill-defined .....	4	2	2	3	1	3	1	1	3	1	1	1	1	1	1	1	1

190. XV.—STILL-BIRTHS.

<b>Group Total</b> .....	8	8	6	2	6	2	6	8	3	1	1	2	1	2	1	2	1
--------------------------	---	---	---	---	---	---	---	---	---	---	---	---	---	---	---	---	---













CAUSES OF DEATH IN THE CITY OF FORT WILLIAM, 1911.

Table with columns: Total, Number of Column, Ages (0-1 to 80+), Sex (Male, Female, Not stated), Nativity (Canada, Foreign, Not stated), Social Con. (Single, Married, Not stated), Months (January to December). Rows include diseases like Typhoid fever, Whooping cough, Diphtheria, etc., and sections for Nervous and Circulatory Systems.

















HAMILTON—Continued.

	1	2	3	4	5	6	7	8	9	10	11	12	13	14	15	16	17	18	19	20	21	22	23	24	25	26	27	28	29	30	31	32	33	34	35	36	37	38	
108. Appendicitis and typhlitis . . . . .	5								2	2											2	3																	
109. Hernias, intestinal obstructions . . . . .	11												1	2				2	3		7	4																	
110. Diseases of the intestines . . . . .	5	3																			3	2																	
111. Cirrhosis of the liver . . . . .	4																				1	3																	
112. Other diseases of the liver . . . . .	7												2	1	2	1					5	2																	
113. Simple peritonitis (non-puerperal) . . . . .	6																				2	3	1																
<b>VI.—NON-VEREAL DISEASES OF THE GENITO- URINARY SYSTEM AND ADNEXA.</b>																																							
<b>Group Total</b> . . . . .	<b>52</b>					1	1	3		3	3	8	11	10	8	5	1	29	23		93	17	2	13	37		2	3	7	3	4	3	6	4	1	4	8	6	
119. Acute nephritis . . . . .	8																				6	2			4														
120. Bright's disease . . . . .	32																				19	12		8	23														
123. Calculi of the urinary passages . . . . .	1																																						
124. Diseases of the bladder . . . . .	3																																						
125. Diseases of the urethra, urinary abscess, etc. . . . .	1																																						
126. Diseases of the prostate . . . . .	5																																						
130. Other diseases of the uterus . . . . .	1																																						
131. Cysts and other tumors of the ovary . . . . .	1																																						
<b>VII.—THE PUERPERAL STATE.</b>																																							
<b>Group Total</b> . . . . .	<b>15</b>							1		9	5							15			10	5		2	13														
134. Accidents of pregnancy . . . . .	5																				4	1			4														
136. Other accidents of labor . . . . .	5																				4	1			4														
137. Puerperal septicemia . . . . .	3																				4	1			5														
138. Puerperal albuminuria and convulsions . . . . .	2																				3	1			3														
<b>VIII.—DISEASES OF THE SKIN AND OF THE CELLULAR TISSUE.</b>																																							
<b>Group Total</b> . . . . .	<b>3</b>									1				1				1	2			3			2														
142. Gangrene . . . . .	2																																						
144. Acute abscess . . . . .	1																																						
<b>IX.—DISEASES OF THE BONES AND OF THE ORGANS OF LOCOMOTION</b>																																							
<b>Group Total</b> . . . . .	<b>3</b>												1					2	1		3				1														
146. Diseases of the bones (tuberculosis excepted) . . . . .																					3				1														
<b>X.—MALFORMATIONS.</b>																																							
<b>Group Total</b> . . . . .	<b>13</b>	13																8	5		13				13		2	1	1	2	2	2	2						
150. Congenital malformations (still-births not in- cluded) . . . . .	13																	8	5		13				13		2	1	1	2	2	2							



XI.—DISEASES OF EARLY INFANCY.		
<b>Group Total</b>	113	113
151. Congenital debility, icterus, and sclerema	111	67 45
152. Other diseases peculiar to early infancy	2	66 44
		1 1
<b>Group Total</b>	73	30 43
XII.—OLD AGE.		
	77	31 42
<b>Group Total</b>	77	31 42
XIII.—AFFECTIONS PRODUCED BY EXTERNAL CAUSES.		
155. Suicide by poison	6	3 1
157. Suicide by hanging or strangulation	1	1
159. Suicide by firearms	1	1
163. Other suicides	1	1
167. Burns (conflagration excepted)	3	2 1
169. Accidental drowning	11	7 4
172. Traumatism by fall	4	2 2
175. Traumatism by other crushing (vehicles, rail-road, landslides, etc.)	17	11 6
179. Effects of heat	6	3 3
181. Electricity (lightning excepted)	2	2
185. Fractures (cause not specified)	18	7 6 4 4 10 3
186. Other external violence	8	4 4
<b>Group Total</b>	32	21 10
189. Cause of death not specified or ill-defined	32	21 10
<b>Group Total</b>	131	75 48 10 131
XIV.—ILL-DEFINED DISEASES.		
<b>Group Total</b>	32	13 19 2 19 12
189. Cause of death not specified or ill-defined	32	13 19 2 19 12
<b>Group Total</b>	131	91 51 13 14 12 6 9 10 11 11 10
XV.—STILL-BIRTHS.		

CAUSES OF DEATH IN THE CITY OF KINGSTON, 1911.

DISEASES AND CAUSES OF DEATH.	Under 1.	Ages.											Sex.		Nativity.			Social Con.			Months.																						
		1-4		5-9		10-14		15-19		20-29		30-39		40-49		50-59		60-69		70-79		80 and over.		Male.	Female.	Canada.	Foreign.	Not stated.	Single.	Married.	Not stated.	January.	February.	March.	April.	May.	June.	July.	August.	September.	October.	November.	December.
		0-1	2-3	4-5	6-7	8-9	10-14	15-19	20-29	30-39	40-49	50-59	60-69	70-79	80 and over.	Not stated.	Male.	Female.	Canada.	Foreign.	Not stated.	Single.	Married.	Not stated.	January.	February.	March.	April.	May.	June.	July.	August.	September.	October.	November.	December.							
<b>Total.</b>	76	4	5	4	2	7	8	18	26	32	33	64	71	42	7	206	189	235	74	86	158	191	46	24	25	36	40	47	28	28	34	33	34	36	40	27	28	35	31				
<b>Grand Total</b>	395																																										
<b>I.—GENERAL DISEASES.</b>																																											
<b>Group Total</b>	92																																										
1. Typhoid fever																																											
7. Scarlet fever																																											
19. Diphtheria and croup																																											
18. Erysipelas																																											
28. Tuberculosis of the lungs																																											
30. Tuberculous meningitis																																											
31. Abdominal tuberculosis																																											
39. Cancer and other malignant tumors of the buccal cavity																																											
40. Cancer and other malignant tumors of the stomach, liver																																											
41. Cancer and other malignant tumors of the peritoneum, intestines, rectum																																											
42. Cancer and other malignant tumors of the female genital organs																																											
43. Cancer and other malignant tumors of the breast																																											
45. Cancer and other malignant tumors of other organs and of organs not specified																																											
47. Acute articular rheumatism																																											
48. Chronic rheumatism and gout																																											
50. Diabetes																																											
51. Exophthalmic goitre																																											
53. Leucæmia																																											
54. Anæmia, chlorosis																																											
<b>Group Total</b>	50	7	3	1			2	2	3	4	13	8	7			29	21	33	11	6	19	28	3	2	3	7	12	5	4	5	2												
61. Simple meningitis																																											
62. Locomotor ataxia																																											
63. Other diseases of the spinal cord																																											
64. Cerebral hemorrhage, apoplexy																																											
<b>Group Total</b>	26																																										
<b>II.—DISEASES OF THE NERVOUS SYSTEM AND OF THE ORGANS OF SPECIAL SENSE.</b>																																											

















NIAGARA FALLS—Concluded.

	1	2	3	4	5	6	7	8	9	10	11	12	13	14	15	16	17	18	19	20	21	22	23	24	25	26	27	28	29	30	31	32	33	34	35	36	37	38	
<p>V.—DISEASES OF THE DIGESTIVE SYSTEM.</p> <p><b>Group Total</b> . . . . . 11</p> <p>103. Other diseases of the stomach (cancer excepted) . . . . . 2</p> <p>104. Diarrhoea and enteritis (under 2 years) . . . . . 4</p> <p>105. Dysentery . . . . . 2</p> <p>108. Appendicitis and typhlitis . . . . . 2</p> <p>113. Cirrhosis of the liver . . . . . 3</p>																																							
<p>VI.—NON-VEREAL DISEASES OF THE GENITO-URINARY SYSTEM AND ADNEXA.</p> <p><b>Group Total</b> . . . . . 7</p> <p>119. Acute nephritis . . . . . 1</p> <p>120. Bright's disease . . . . . 5</p> <p>124. Diseases of the bladder . . . . . 1</p>																																							
<p>VII.—THE PUERPERAL STATE.</p> <p><b>Group Total</b> . . . . . 2</p> <p>134. Accidents of pregnancy . . . . . 2</p>																																							
<p>X.—MALFORMATIONS.</p> <p><b>Group Total</b> . . . . . 1</p> <p>150. Congenital malformations (still-births not included) . . . . . 1</p>																																							
<p>XI.—DISEASES OF EARLY INFANCY.</p> <p><b>Group Total</b> . . . . . 11</p> <p>151. Congenital debility, icterus, and sclerema . . . . . 9</p> <p>152. Other diseases peculiar to early infancy . . . . . 2</p>																																							
<p>XII.—OLD AGE.</p> <p><b>Group Total</b> . . . . . 7</p>																																							
<p>XIII.—AFFECTIONS PRODUCED BY EXTERNAL CAUSES.</p> <p><b>Group Total</b> . . . . . 13</p> <p>159. Suicide by firearms . . . . . 3</p> <p>Burns (conflagration excepted) . . . . . 1</p> <p>169. Accidental drowning . . . . . 2</p> <p>172. Traumatism by fall . . . . . 1</p> <p>173. Traumatism in mines and quarries . . . . . 1</p> <p>175. Traumatism by other crushing (vehicles, railroad landslides, etc.) . . . . . 2</p> <p>178. Excessive cold . . . . . 1</p>																																							
<p>XV.—STILL-BIRTHS.</p> <p><b>Group Total</b> . . . . . 11</p>																																							









CAUSES OF DEATH IN THE CITY OF PETERBOROUGH, 1911.

DISEASES AND CAUSES OF DEATH.	Total.		Ages.										Sex.			Nativity.			Social Con.			Months.																																																																																																																																																																																								
	1	2	Under 1.		5-9.					10-14.					15-19.					20-29.					30-39.					40-49.					50-59.					60-69.					70-79.					80 and over.		Not stated.	Male.	Female.	Not stated.	Canada.	Foreign.	Not stated.	Single.	Married.	Not stated.	8	January.												February.												March.												April.												May.												June.												July.												August.												September.												October.												November.												December.											
			3	4	5	6	7	8	9	10	11	12	13	14	15	16	17	18	19	20	21	22	23	24	25	26	27	28	29	30	31	32	33	34	35	36	37	38	39	40	41	42	43	44	45	46	47	48	49	50	51												52	53	54	55	56	57	58	59	60	61	62	63	64	65	66	67	68	69	70	71	72	73	74	75	76	77	78	79	80	81	82	83	84	85	86	87	88	89	90	91	92	93	94	95	96																																																																																																			
Number of Column.																																																																																																																																																																																																														
<b>Grand Total</b> .....	61	32																																																																																																																																																																																																												
I.—GENERAL DISEASES.																																																																																																																																																																																																														
<b>Group Total</b> .....	3	1																																																																																																																																																																																																												
1. Typhoid fever .....	1	1																																																																																																																																																																																																												
6. Measles .....	2	1																																																																																																																																																																																																												
7. Scarlet fever .....	2	1																																																																																																																																																																																																												
8. Whooping cough .....	6	1																																																																																																																																																																																																												
10. Influenza .....	1	1																																																																																																																																																																																																												
20. Purulent infection and septicæmia .....	2	1																																																																																																																																																																																																												
28. Tuberculosis of the lungs .....	1	1																																																																																																																																																																																																												
30. Tuberculous meningitis .....	1	1																																																																																																																																																																																																												
31. Abdominal tuberculosis .....	1	1																																																																																																																																																																																																												
36. Rickets .....	1	1																																																																																																																																																																																																												
39. Cancer and other malignant tumors of the buccal cavity .....	1	1																																																																																																																																																																																																												
40. Cancer and other malignant tumors of the stomach, liver .....	1	1																																																																																																																																																																																																												
41. Cancer and other malignant tumors of the peritoneum, intestines, rectum .....	2	1																																																																																																																																																																																																												
42. Cancer and other malignant tumors of the female genital organs .....	3	1																																																																																																																																																																																																												
45. Cancer and other malignant tumors of other organs and of organs not specified .....	4	1																																																																																																																																																																																																												
47. Acute articular rheumatism .....	1	1																																																																																																																																																																																																												
48. Chronic rheumatism and gout .....	1	1																																																																																																																																																																																																												
50. Diabetes .....	6	1																																																																																																																																																																																																												
II.—DISEASES OF THE NERVOUS SYSTEM AND OF THE ORGANS OF SPECIAL SENSE.																																																																																																																																																																																																														
<b>Group Total</b> .....	39	21																																																																																																																																																																																																												
61. Simple meningitis .....	2	1																																																																																																																																																																																																												
62. Locomotor ataxia .....	1	1																																																																																																																																																																																																												
63. Other diseases of the spinal cord .....	1	1																																																																																																																																																																																																												
64. Cerebral hemorrhage, apoplexy .....	16	3																																																																																																																																																																																																												
65. Softening of the brain .....	5	1																																																																																																																																																																																																												
66. Paralysis without specified cause .....	1	1																																																																																																																																																																																																												







CAUSES OF DEATH IN THE CITY OF PORT ARTHUR, 1911.

OFFICIAL ENGLISH TRANSLATION. DISEASES AND CAUSES OF DEATH.	Total.	Ages.												Sex.		Nativity.			Social Con.		Months.																										
		Under 1.												Male.	Female.	Not stated.	Canada.	Foreign.	Not stated.	Single.	Married.	Not stated.	January.	February.	March.	April.	May.	June.	July.	August.	September.	October.	November.	December.													
		0-1	1	2	3	4	5	6	7	8	9	10	11	12	13	14	15	16	17	18	19	20	21	22	23	24	25	26	27	28	29	30	31	32	33	34	35	36	37	38							
Number of Column.	1																																														
<b>Grand Total</b>	215	74	11	5	2	2	3	4	5	6	7	8	9	10	11	12	13	14	15	16	17	18	19	20	21	22	23	24	25	26	27	28	29	30	31	32	33	34	35	36	37	38					
<b>Group Total</b>	53	3	3	1	2	2	3	4	5	6	7	8	9	9	9	10	11	12	13	14	15	15	15	15	16	17	17	18	19	20	21	22	23	24	25	26	27	28	29	30	31	32	33	34	35	36	
I.—GENERAL DISEASES.																																															
<b>Group Total</b>	16	2	2	1	1	1	1	1	1	1	1	1	1	1	1	1	1	1	1	1	1	1	1	1	1	1	1	1	1	1	1	1	1	1	1	1	1	1	1	1	1	1	1	1	1	1	
1. Typhoid fever	1																																														
6. Measles	3																																														
10. Influenza	2																																														
18. Erysipelas	2																																														
28. Tuberculosis of the lungs	19																																														
40. Cancer and other malignant tumors of the stomach, liver	8																																														
41. Cancer and other malignant tumors of the peritoneum, intestines, rectum	1																																														
43. Cancer and other malignant tumors of the breast	1																																														
45. Cancer and other malignant tumors of other organs and other organs not specified	3																																														
47. Acute articular rheumatism	1																																														
49. Scruvy	1																																														
54. Anæmia, chlorosis	1																																														
56. Alcoholism (acute or chronic)	1																																														
<b>Group Total</b>	14	3	2	1	1	1	1	1	1	1	1	1	1	1	1	1	1	1	1	1	1	1	1	1	1	1	1	1	1	1	1	1	1	1	1	1	1	1	1	1	1	1	1	1	1		
II.—DISEASES OF THE NERVOUS SYSTEM AND OF THE ORGANS OF SPECIAL SENSE.																																															
<b>Group Total</b>	2	1	1	1	1	1	1	1	1	1	1	1	1	1	1	1	1	1	1	1	1	1	1	1	1	1	1	1	1	1	1	1	1	1	1	1	1	1	1	1	1	1	1	1	1	1	1
61. Simple meningitis	2																																														
63. Other diseases of the spinal cord	4																																														
64. Cerebral hemorrhage, apoplexy	1																																														
66. Paralysis without specified cause	1																																														
68. Other forms of mental alienation	1																																														
71. Convulsions of infants	3																																														
76. Diseases of the ears	1																																														

III.—DISEASES OF THE CIRCULATORY SYSTEM.												
<b>Group Total</b> . . . . . 10												
78. Acute endocarditis . . . . .	2	1	1	1	1	1	1	1	1	1	1	1
79. Organic diseases of the heart . . . . .	7	1	1	1	1	1	1	1	1	1	1	1
81. Diseases of the arteries, aneurysm, etc. . . . .	1	1	1	1	1	1	1	1	1	1	1	1
IV.—DISEASES OF THE RESPIRATORY SYSTEM.												
<b>Group Total</b> . . . . . 22												
89. Acute bronchitis . . . . .	2	1	1	1	1	1	1	1	1	1	1	1
91. Broncho-pneumonia . . . . .	6	2	2	1	1	1	1	1	1	1	1	1
92. Pneumonia . . . . .	12	1	1	1	1	1	1	1	1	1	1	1
93. Pleurisy . . . . .	1	1	1	1	1	1	1	1	1	1	1	1
98. Other diseases of the respiratory system (tuberculosis excepted) . . . . .	1	1	1	1	1	1	1	1	1	1	1	1
V.—DISEASES OF THE DIGESTIVE SYSTEM.												
<b>Group Total</b> . . . . . 30												
100. Diseases of the pharynx . . . . .	1	1	1	1	1	1	1	1	1	1	1	1
103. Other diseases of the stomach (cancer excepted) . . . . .	8	7	1	1	1	1	1	1	1	1	1	1
104. Diarrhea and enteritis (under 2 years) . . . . .	14	13	1	1	1	1	1	1	1	1	1	1
108. Appendicitis and typhlitis . . . . .	4	1	1	1	1	1	1	1	1	1	1	1
109. Hernias, intestinal obstructions . . . . .	2	1	1	1	1	1	1	1	1	1	1	1
110. Diseases of the intestines . . . . .	1	1	1	1	1	1	1	1	1	1	1	1
VI.—NON-VENEREAL DISEASES OF THE GENITO-URINARY SYSTEM AND ADNEXA.												
<b>Group Total</b> . . . . . 4												
120. Bright's disease . . . . .	2	1	1	1	1	1	1	1	1	1	1	1
122. Other diseases of the kidneys and adnexa . . . . .	1	1	1	1	1	1	1	1	1	1	1	1
126. Diseases of the prostate . . . . .	1	1	1	1	1	1	1	1	1	1	1	1
VII.—THE PUERPERAL STATE.												
<b>Group Total</b> . . . . . 7												
135. Puerperal hemorrhage . . . . .	1	1	1	1	1	1	1	1	1	1	1	1
137. Puerperal septicemia . . . . .	4	1	1	1	1	1	1	1	1	1	1	1
138. Puerperal albuminuria and convulsions . . . . .	2	1	1	1	1	1	1	1	1	1	1	1
VIII.—DISEASES OF THE SKIN AND OF THE CELLULAR TISSUE.												
<b>Group Total</b> . . . . . 1												
145. Other diseases of the skin and adnexa . . . . . 1												
X.—MALFORMATIONS.												
<b>Group Total</b> . . . . . 2												
150. Congenital malformations (still-births not included) . . . . . 2												



CAUSES OF DEATH IN THE CITY OF ST. CATHARINES, 1911.

OFFICIAL ENGLISH TRANSLATION. DISEASES AND CAUSES OF DEATH.	Total.	Ages.												Sex.			Nativity.			Social Con.		Months.															
		Under 1.												Male.		Female.	Not stated.	Canada.	Foreign.	Not stated.	Single.	Married.	Not stated.														
		0-1	1-2	2-3	3-4	4-5	5-9	10-14	15-19	20-29	30-39	40-49	50-59	60-69	70-79	80 and over.	122	98	1	151	69	1	92	123	6	13	14	15	16	17	18	19	20	21	22	23	24
Number of Column.	1																																				
<b>Grand Total</b>	221																																				
<b>I.—GENERAL DISEASES.</b>																																					
1. Typhoid fever	56																																				
6. Measles	6																																				
8. Whooping cough	3																																				
24. Tetanus	1																																				
28. Tuberculosis of the lungs	18																																				
39. Cancer and other malignant tumors of the buccal cavity	2																																				
40. Cancer and other malignant tumors of the stomach, liver	2																																				
41. Cancer and other malignant tumors of the peritoneum, intestines, rectum	2																																				
42. Cancer and other malignant tumors of the female genital organs	1																																				
43. Cancer and other malignant tumors of the breast	2																																				
45. Cancer and other malignant tumors of other organs and of organs not specified	4																																				
48. Chronic rheumatism and gout	3																																				
50. Diabetes	9																																				
51. Exophthalmic goitre	3																																				
52. Addison's disease	3																																				
54. Anæmia, chlorosis	3																																				
<b>II.—DISEASES OF THE NERVOUS SYSTEM AND OF THE ORGANS OF SPECIAL SENSE.</b>																																					
<b>Group Total</b>	28																																				
60. Encephalitis	1																																				
61. Simple meningitis	5																																				
64. Cerebral hemorrhage, apoplexy	9																																				
66. Paralysis without specified cause	8																																				
71. Convulsions of infants	4																																				
74. Other diseases of the nervous system	1																																				



VIII.—DISEASES OF THE SKIN AND OF THE CELLULAR TISSUE.												
<b>Group Total</b> .....	1	1	1	1	1	1	1	1	1	1	1	1
144. Acute abscess .....	1	1	1	1	1	1	1	1	1	1	1	1
XI.—DISEASES OF EARLY INFANCY.												
<b>Group Total</b> .....	6	6	3	3	3	6	6	6	6	1	2	1
151. Congenital debility, icterus, and sclerema .....	6	6	3	3	3	6	6	6	6	1	2	1
XII.—OLD AGE.												
<b>Group Total</b> .....	10	5	5	8	2	7	3	1	9	2	1	3
154. .....	10	5	5	8	2	7	3	1	9	2	1	3
XIII.—AFFECTIONS PRODUCED BY EXTERNAL CAUSES.												
<b>Group Total</b> .....	11	1	1	4	1	8	3	5	5	1	2	1
165. Other acute poisonings .....	1	1	1	1	1	1	1	1	1	1	1	1
167. Burns (conflagration excepted) .....	2	1	1	1	1	1	1	1	1	1	1	1
169. Accidental drowning .....	2	1	1	1	1	1	1	1	1	1	1	1
172. Traumatism by fall .....	1	1	1	1	1	1	1	1	1	1	1	1
174. Traumatism by machines .....	1	1	1	1	1	1	1	1	1	1	1	1
175. Traumatism by other crushing (vehicles, rail-road, landslides, etc.) .....	3	1	1	1	1	1	1	1	1	1	1	1
181. Electricity (lightning excepted) .....	1	1	1	1	1	1	1	1	1	1	1	1
XIV.—ILL-DEFINED DISEASES.												
<b>Group Total</b> .....	3	2	1	2	1	3	3	2	2	1	1	1
189. Cause of death not specified or ill-defined. ....	3	2	1	2	1	3	3	2	2	1	1	1
XV.—STILL-BIRTHS.												
<b>Group Total</b> .....	16	16	11	4	1	16	16	16	16	4	1	1
190. .....	16	16	11	4	1	16	16	16	16	4	1	1













XI.—DISEASES OF EARLY INFANCY.

<b>Group Total</b> .....	14	14	.....	5	9	.....	14	.....	14	.....	14	.....	1	2	.....	1	2	.....	2	.....	2	.....	6	.....	2	
151. Congenital debility, icterus, and sclerema .....	13	13	.....	4	9	.....	13	.....	13	.....	13	.....	1	2	.....	1	2	.....	2	.....	2	.....	5	.....	2	
152. Other diseases peculiar to early infancy .....	1	1	.....	1	.....	.....	1	.....	.....	.....	.....	.....	.....	.....	.....	.....	.....	.....	.....	.....	1	.....	1	.....	.....	
<b>Group Total</b> .....	17	.....	.....	4	13	.....	1	13	.....	1	14	2	5	1	2	1	3	.....	1	2	1	1	2	1	1	.....

XII.—OLD AGE.

XIII.—AFFECTIONS PRODUCED BY EXTERNAL CAUSES.

<b>Group Total</b> .....	7	1	.....	1	5	2	.....	4	2	1	4	3	.....	1	1	.....	1	1	.....	1	.....	1	.....	2	1	.....
165. Other acute poisonings .....	1	.....	.....	1	.....	.....	1	.....	.....	.....	.....	.....	.....	.....	.....	.....	.....	.....	.....	.....	.....	.....	.....	.....	.....	.....
179. Effects of heat .....	1	1	.....	.....	1	.....	1	.....	1	.....	1	.....	.....	.....	.....	.....	.....	.....	.....	.....	.....	.....	.....	.....	.....	.....
185. Fractures (cause not specified) .....	5	.....	.....	2	1	3	2	.....	2	2	1	2	3	.....	1	.....	1	.....	.....	.....	.....	.....	.....	.....	.....	.....

XIV.—ILL-DEFINED DISEASES.

<b>Group Total</b> .....	5	.....	.....	3	.....	.....	3	.....	3	.....	3	.....	3	1	2	1	3	.....	1	2	1	.....	.....	.....	.....	.....
189. Cause of death not specified or ill-defined .....	5	.....	.....	3	.....	.....	3	.....	3	.....	3	.....	3	1	2	1	3	.....	1	2	1	.....	.....	.....	.....	.....

XV.—STILL-BIRTHS.

<b>Group Total</b> .....	12	12	.....	.....	6	4	.....	12	.....	12	.....	12	.....	3	.....	1	2	.....	3	1	.....	2	.....	1	3	.....
--------------------------	----	----	-------	-------	---	---	-------	----	-------	----	-------	----	-------	---	-------	---	---	-------	---	---	-------	---	-------	---	---	-------













CAUSES OF DEATH IN THE CITY OF WINDSOR, 1911.

OFFICIAL ENGLISH TRANSLATION. DISEASES AND CAUSES OF DEATH.	Ages.													Sex.		Nativity.		Social Con.		Months.																																																												
	Under 1.													Male.		Female.		Not stated.		Canada.		Foreign.		Not stated.		Single.		Married.																																																				
	0-1	1	2	3	4	5	6	7	8	9	10	11	12	13	14	15	16	17	18	19	20	21	22	23	24	25	26	27	28	29	30	31	32	33	34	35	36	37	38	39	40	41	42	43	44	45	46	47	48	49	50	51	52	53	54	55	56	57	58	59	60	61	62	63	64	65	66	67	68	69	70	71	72	73	74	75	76	77	78	79
<b>Total.</b>	73	11	1	1	1	4	9	7	4	10	16	22	28	29	30	31	21	142	132		187	72	15	135	125	14	22	28	18	25	27	33	34	35	36	37	38	22																																										
<b>Grand Total</b>	274																																																																															
<b>I.—GENERAL DISEASES.</b>																																																																																
<b>Group Total</b>	66																																																																															
1. Typhoid fever																																																																																
7. Scarlet fever																																																																																
8. Whooping cough																																																																																
9. Diphtheria and croup																																																																																
10. Influenza																																																																																
14. Dysentery																																																																																
19. Other epidemic diseases																																																																																
20. Purulent infection and septicaemia																																																																																
24. Tuberculosis of the lungs																																																																																
34. Tuberculosis of other organs																																																																																
39. Cancer and other malignant tumors of the buccal cavity																																																																																
40. Cancer and other malignant tumors of the stomach, liver																																																																																
41. Cancer and other malignant tumors of the peritoneum, intestines, rectum																																																																																
42. Cancer and other malignant tumors of the female genital organs																																																																																
43. Cancer and other malignant tumors of the breast																																																																																
45. Cancer and other malignant tumors of other organs and of organs not specified																																																																																
46. Other tumors (tumors of the female genital organs excepted)																																																																																
47. Acute articular rheumatism																																																																																
52. Chronic rheumatism and gout																																																																																
50. Diabetes																																																																																
54. Anæmia, chlorosis																																																																																
56. Alcoholism (acute or chronic)																																																																																
<b>II.—DISEASES OF THE NERVOUS SYSTEM AND OF THE ORGANS OF SPECIAL SENSE.</b>																																																																																
<b>Group Total</b>	19																																																																															
61. Simple meningitis																																																																																
63. Other diseases of the spinal cord																																																																																













CAUSES OF DEATH IN THE TOWN OF BARRIE, 1911.

OFFICIAL ENGLISH TRANSLATION. DISEASES AND CAUSES OF DEATH.	Ages.										Sex.		Nativity.			Social Con.			Months.																						
	Total.												Under 1.																												
	1	2	3	4	5	6	7	8	9	10	11	12	13	14	15	16	17	18	19	20	21	22	23	24	25	26	27	28	29	30	31	32	33	34	35	36	37	38	39	40	
Number of Column.																																									
<b>Grand Total</b>	100																																								
<b>I.—GENERAL DISEASES.</b>																																									
<b>Group Total</b>	15																																								
1. Typhoid fever																																									
8. Whooping cough																																									
9. Diphtheria and croup																																									
13. Cholera nostras																																									
28. Tuberculosis of the lungs																																									
39. Cancer and other malignant tumors of the buccal cavity																																									
40. Cancer and other malignant tumors of the stomach, liver																																									
43. Cancer and other malignant tumors of the breast																																									
50. Diabetes																																									
53. Leucæmia																																									
54. Anæmia, chlorosis																																									
<b>II.—DISEASES OF THE NERVOUS SYSTEM AND OF THE ORGANS OF SPECIAL SENSE.</b>																																									
<b>Group Total</b>	11																																								
63. Other diseases of the spinal cord																																									
64. Cerebral hæmorrhage, apoplexy																																									
65. Softening of the brain																																									
66. Paralysis without specified cause																																									
<b>III.—DISEASES OF THE CIRCULATORY SYSTEM.</b>																																									
<b>Group Total</b>	11																																								
77. Pericarditis																																									
78. Acute endocarditis																																									
79. Organic diseases of the heart																																									
81. Diseases of the arteries, atheroma, aneurysm, etc.																																									









CAUSES OF DEATH IN THE TOWN OF BROCKVILLE, 1911.

OFFICIAL ENGLISH TRANSLATION. DISEASES AND CAUSES OF DEATH.

Table with columns: Total (1933), Ages (0-14, 15-19, 20-29, 30-39, 40-49, 50-59, 60-69, 70-79, 80 and over), Sex (Male, Female, Not stated), Nativity (Canada, Foreign, Not stated), Social Con. (Single, Married, Not stated), Months (Jan to Dec), and Number of Column.

II.—DISEASES OF THE NERVOUS SYSTEM AND OF THE ORGANS OF SPECIAL SENSE.

Table listing diseases of the nervous system and organs of special sense, including: Simple meningitis, Cerebral hemorrhage, apoplexy, Softening of the brain, Paralysis without specified cause, Convulsions (non-puerperal), Convulsions of infants, Neuralgia and neuritis, and Diseases of the ears.































GALT—Concluded.

	1	2	3	4	5	6	7	8	9	10	11	12	13	14	15	16	17	18	19	20	21	22	23	24	25	26	27	28	29	30	31	32	33	34	35	36	37	38
Number of Column.																																						
<b>IV.—DISEASES OF THE RESPIRATORY SYSTEM.</b>																																						
<b>Group Total</b> .....	9									2	2			3	1	1		5	4		4	4	1	1	8													
90. Chronic bronchitis .....	2													1	1			2			1	1			2													
92. Pneumonia .....	2									2	2			1	1			3	3		2	2			4													
93. Pleurisy .....	2									1	1			1	1			1	1		1	1			2													
<b>V.—DISEASES OF THE DIGESTIVE SYSTEM.</b>																																						
<b>Group Total</b> .....	10	4	1	1	1	1	1	1	1	2	2	1	1	1	1	6	4	4	4	4	7	3	3	6	4	4	4	4	1	1	1	1	1	1	4	1	1	
103. Other diseases of the stomach (cancer excepted)	1																																					
104. Diarrhea and enteritis (under 2 years) .....	4																																					
115. Other diseases of the liver .....	1																																					
117. Simple peritonitis (non-puerperal) .....	4																																					
<b>VI.—NON-VENEREAL DISEASES OF THE GENITO-URINARY SYSTEM AND ADNEXA.</b>																																						
<b>Group Total</b> .....	8									1	2	3	1	1	3	5		3	5	2	6				6	2	1	1										
120. Bright's disease .....	5													2	2	1	1	1	4	1	4				4	1	1											
122. Other diseases of the kidneys and adnexa	1																																					
124. Diseases of the bladder .....	1																																					
132. Salpingitis and other diseases of the female genital organs .....	1																																					
<b>VII.—THE PUERPERAL STATE.</b>																																						
<b>Group Total</b> .....	1																																					
134. Accidents of pregnancy .....	1																																					
<b>XI.—DISEASES OF EARLY INFANCY.</b>																																						
<b>Group Total</b> .....	5	5																	3	2	5			5														
151. Congenital debility, icterus, and sclerema .....	5	5																	3	2	5			5														
154. XII.—OLD AGE.																																						
<b>Group Total</b> .....	19															6	13	6	13	3	11	5			16	3	2	2	5	1	3	1	1	2				
<b>XIII.—AFFECTIIONS PRODUCED BY EXTERNAL CAUSES.</b>																																						
<b>Group Total</b> .....	7	1	1	1	1	1	1	1	1	1	1	1	1	1	1	6	1	6	1	5	2			4	2	1	1	2	1	1	1	1	1	1	1	1	2	
<b>168. Absorption of deleterious gases (confagration accepted)</b>																																						
176. Injuries by animals .....	1																																					
179. Effects of heat .....	1																																					
185. Fractures (cause not specified) .....	2																																					
186. Other external violence .....	1																																					
<b>XIV.—ILL-DEFINED DISEASES.</b>																																						
<b>Group Total</b> .....	4	1	1	1	1	1	1	1	1	1	1	1	1	1	3	1	3	1	2	2	3	1			3	1	2	1	1	1	1	1	1	1	1	1		
189. Cause of death not specified or ill-defined .....	4	1	1	1	1	1	1	1	1	1	1	1	1	1	3	1	3	1	2	2	3	1			3	1	2	1	1	1	1	1	1	1	1	1		
190. XV.—STILL-BIRTHS.																																						
<b>Group Total</b> .....	9	9													4	5		4	5	9	9			9	1	1	1	2	1	1	1	2	1	1	1	1		





CAUSES OF DEATH IN THE TOWN OF LINDSAY, 1911.

OFFICIAL ENGLISH TRANSLATION. DISEASES AND CAUSES OF DEATH.	Total.	Ages.													Sex.			Nativity.			Social Con.		Months.																
		Under 1.													Male.		Female.	Not stated.	Canada.	Foreign.	Not stated.		Single.	Married.	Not stated.														
		26	2	3	4	5	6	7	8	9	10	11	12	13	14	15	16	17	18	19	20	21	22	23	24	25	26	27	28	29	30	31	32	33	34	35	36	37	38
Number of Column.	1																																						
<b>Grand Total</b>	107																																						
<b>I.—GENERAL DISEASES.</b>																																							
<b>Group Total</b>	21																																						
1. Typhoid fever	3																																						
10. Influenza	1																																						
14. Dysentery	1																																						
20. Purulent infection and septicaemia	1																																						
24. Tetanus	1																																						
28. Tuberculosis of the lungs	4																																						
31. Abdominal tuberculosis	2																																						
40. Cancer and other malignant tumors of the stomach, liver	2																																						
41. Cancer and other malignant tumors of the peritoneum, intestines, rectum	1																																						
45. Cancer and other malignant tumors of other organs and of organs not specified.	3																																						
50. Diabetes	1																																						
54. Anæmia, chlorosis	2																																						
<b>II.—DISEASES OF THE NERVOUS SYSTEM AND OF THE ORGANS OF SPECIAL SENSE.</b>																																							
<b>Group Total</b>	16																																						
61. Simple meningitis	5																																						
64. Cerebral hæmorrhage, apoplexy	4																																						
66. Paralysis without specified cause	3																																						
68. Other forms of mental alienation	2																																						
70. Convulsions (non-puerperal)	1																																						
71. Convulsions of infants	1																																						
<b>III.—DISEASES OF THE CIRCULATORY SYSTEM.</b>																																							
<b>Group Total</b>	8																																						
78. Acute endocarditis	1																																						
79. Organic diseases of the heart	5																																						
81. Diseases of the arteries, atheroma, aneurysm, etc.	2																																						













V.—DISEASES OF THE DIGESTIVE SYSTEM.													
<b>Group Total</b> .....												1	
104.	Diarrhea and enteritis (under 2 years) .....	3	2	1	1	1	1	1	1	1	1	1	1
105.	Diarrhea and enteritis (2 years and over) .....	1	1	1	1	1	1	1	1	1	1	1	1
VI.—NON-VENEREAL DISEASES OF THE GENITO-URINARY SYSTEM AND ADNEXA.													
<b>Group Total</b> .....												2	
119.	Acute nephritis .....	1	1	1	1	1	1	1	1	1	1	1	1
120.	Bright's disease .....	1	1	1	1	1	1	1	1	1	1	1	1
VII.—THE PUERPERAL STATE.													
<b>Group Total</b> .....												2	
138.	Puerperal albuminuria and convulsions .....	2	2	2	2	2	2	2	2	2	2	2	2
IX.—DISEASES OF THE BONES AND OF THE ORGANS OF LOCOMOTION.													
<b>Group Total</b> .....												1	
146.	Diseases of the bones (tuberculosis excepted) .....	1	1	1	1	1	1	1	1	1	1	1	1
XI.—DISEASES OF EARLY INFANCY.													
<b>Group Total</b> .....												2	
151.	Congenital debility, icterus, and sclerema .....	2	2	2	2	2	2	2	2	2	2	2	2
XII.—OLD AGE.													
<b>Group Total</b> .....												2	
XIII.—AFFECTIONS PRODUCED BY EXTERNAL CAUSES.													
<b>Group Total</b> .....												4	
157.	Suicide by hanging or strangulation .....	1	1	1	1	1	1	1	1	1	1	1	1
167.	Burns (conflagration excepted) .....	1	1	1	1	1	1	1	1	1	1	1	1
168.	Absorption of deleterious gases (conflagration excepted) .....	1	1	1	1	1	1	1	1	1	1	1	1
179.	Effects of heat .....	1	1	1	1	1	1	1	1	1	1	1	1
XIV.—ILL-DEFINED DISEASES.													
<b>Group Total</b> .....												2	
189.	Cause of death not specified or ill-defined .....	2	2	2	2	2	2	2	2	2	2	2	2
XV.—STILL-BIRTHS.													
<b>Group Total</b> .....												10	



III.—DISEASES OF THE CIRCULATORY SYSTEM.

Group Total	5	6	1	1	10	1	1	1	1	3	1	2	2
78. Acute endocarditis	1	1	1	1	5	1	1	1	1	1	1	1	1
79. Organic diseases of the heart	1	1	1	1	5	1	1	1	1	1	1	1	1
81. Diseases of the arteries, atheroma, aneurysm, etc.	1	1	1	1	5	1	1	1	1	1	1	1	1
85. Hemorrhage; other diseases of the circulatory system	1	1	1	1	5	1	1	1	1	1	1	1	1

IV.—DISEASES OF THE RESPIRATORY SYSTEM.

Group Total	2	2	4	1	7	5	1	2	1	1	1	2	3
91. Broncho-pneumonia	1	1	1	1	4	1	1	1	1	1	1	1	1
92. Pneumonia	1	1	1	1	4	1	1	1	1	1	1	1	1
93. Pleurisy	1	1	1	1	4	1	1	1	1	1	1	1	1
96. Asthma	1	1	1	1	4	1	1	1	1	1	1	1	1

V.—DISEASES OF THE DIGESTIVE SYSTEM.

Group Total	12	2	2	1	16	3	2	4	1	2	1	2	1
100. Diseases of the pharynx	1	1	1	1	4	1	1	1	1	1	1	1	1
103. Other diseases of the stomach (cancer excepted)	1	1	1	1	4	1	1	1	1	1	1	1	1
104. Diarrhoea and enteritis (under 2 years)	1	1	1	1	4	1	1	1	1	1	1	1	1
108. Appendicitis and typhlitis	1	1	1	1	4	1	1	1	1	1	1	1	1
109. Hernias, intestinal obstructions	1	1	1	1	4	1	1	1	1	1	1	1	1
110. Diseases of the intestines	1	1	1	1	4	1	1	1	1	1	1	1	1
113. Cirrhosis of the liver	1	1	1	1	4	1	1	1	1	1	1	1	1

VI.—NON-VENEREAL DISEASES OF THE GENITO-URINARY SYSTEM AND ADNEXA.

Group Total	6	1	1	1	3	2	1	3	1	3	2	1	1
119. Acute nephritis	1	1	1	1	3	2	1	3	1	3	2	1	1
120. Bright's disease	1	1	1	1	3	2	1	3	1	3	2	1	1
125. Diseases of the urethra, urinary abscess, etc.	1	1	1	1	3	2	1	3	1	3	2	1	1
126. Diseases of the prostate	1	1	1	1	3	2	1	3	1	3	2	1	1

VII.—THE PUERPERAL STATE.

Group Total	3	1	2	1	3	2	1	3	1	3	1	1	1
136. Other accidents of labor	1	1	1	1	3	2	1	3	1	3	1	1	1
137. Puerperal septicemia	1	1	1	1	3	2	1	3	1	3	1	1	1
138. Puerperal albuminuria and convulsions	1	1	1	1	3	2	1	3	1	3	1	1	1

VIII.—DISEASES OF THE SKIN AND OF THE CELLULAR TISSUE.

Group Total	4	1	1	1	3	1	1	3	1	3	1	1	1
142. Gangrene	1	1	1	1	3	1	1	3	1	3	1	1	1
145. Other diseases of the skin and adnexa	1	1	1	1	3	1	1	3	1	3	1	1	1













XI.—DISEASES OF EARLY INFANCY.

Group Total .....	15	15	15	6	9	15	15	8	2	1	1	1	2	4	1	...
151. Congenital debility, icterus, and sclerema .....	15	15	6	9	15	15	8	2	1	1	1	2	4	1	...	
154.       XII.—OLD AGE.	14				7	7	4	10	14	1	1	2	2	1	1	4
Group Total .....	14				7	7	4	10	14	1	1	2	2	1	1	4

XIII.—AFFECTIONS PRODUCED BY EXTERNAL CAUSES.

Group Total .....	6	1	1	1	1	4	2	8	8	1	1	1	1	1	2	...
167. Burns (conflagration excepted) .....	1	1	1	1	1	4	2	8	8	1	1	1	1	1	2	...
169. Accidental drowning .....	1															
170. Traumatism by firearms .....	1															
172. Traumatism by fall .....	1															
180. Lightning .....	1															
186. Other external violence .....	1															
Group Total .....	6	1	1	1	1	4	2	8	8	1	1	1	1	1	2	...

XIV.—ILL-DEFINED DISEASES.

Group Total .....	2				2	1	1	2	2	1	1	1	1	1	1	1
189. Cause of death not specified or ill-defined .....	2				2	1	1	2	2	1	1	1	1	1	1	1

XV.—STILL-BIRTHS.

Group Total .....	11	11	8	3	11	11	11	11	11	2	1	1	1	1	4	1
-------------------	----	----	---	---	----	----	----	----	----	---	---	---	---	---	---	---













CAUSES OF DEATH IN THE TOWN OF SARNIA, 1911.

DISEASES AND CAUSES OF DEATH.	Ages.													Sex.		Nativity.		Social Con.			Months.																		
	Ages.													Sex.		Nativity.		Social Con.			Months.																		
	Under 1.	1.	2.	3.	4.	5.	6.	7.	8.	9.	10.	11.	12.	13.	14.	15.	16.	17.	18.	19.	20.	21.	22.	23.	24.	25.	26.	27.	28.	29.	30.	31.	32.	33.	34.	35.	36.	37.	38.
Total.	3	3	3	3	3	3	3	3	9	12	12	15	16	16	29	14	3	93	73	110	49	7	69	90	7	9	9	14	10	11	8	12	17	13	18	13	19	14	21
Number of Column.	1																																						
<b>Grand Total</b>	166																																						
I.—GENERAL DISEASES.																																							
<b>Group Total</b>	49																																						
1. Typhoid fever	1																																						
2. Scarier fever	1																																						
3. Cholera nostras	1																																						
4. Dysentery	1																																						
5. Prurient infection and septicaemia	1																																						
6. Tuberculosis of the lungs	10																																						
7. Cancer and other malignant tumors of the stomach, liver	2																																						
8. Cancer and other malignant tumors of the peritoneum, intestines, rectum	3																																						
9. Cancer and other malignant tumors of the female genital organs	2																																						
10. Cancer and other malignant tumors of the breast	3																																						
11. Cancer and other malignant tumors of other organs and of organs not specified	3																																						
12. Chronic rheumatism and gout	1																																						
13. Diabetes	1																																						
14. Addison's disease	1																																						
15. Anemia, chlorosis	3																																						
16. Alcoholism (acute or chronic)	1																																						
<b>Group Total</b>	13																																						
II.—DISEASES OF THE NERVOUS SYSTEM AND OF THE ORGANS OF SPECIAL SENSE.																																							
<b>Group Total</b>	1																																						
17. Simple meningitis	1																																						
18. Cerebral hemorrhage, apoplexy	6																																						
19. Softening of the brain	3																																						
20. Paralysis without specified cause	3																																						
21. Epilepsy	1																																						
22. Convulsions of infants	1																																						













CAUSES OF DEATH IN THE TOWN OF SMITH'S FALLS, 1911.

OFFICIAL ENGLISH TRANSLATION. DISEASES AND CAUSES OF DEATH.	Total.	Ages.													Sex.			Nativity.			Social Con.		Months.																			
		Under 1.													Male.		Female.	Not stated.			Canada.	Foreign.		Not stated.			Single.	Married.		Not stated.												
		0-1	1-2	2-3	3-4	4-5	5-6	6-7	7-8	8-9	9-10	10-14	15-19	20-29	30-39	40-49	50-59	60-69	70-79	80 and over	45	18	19	Not stated.			21	22	23	24	25	26	Not stated.									
Number of Column.	1	2	3	4	5	6	7	8	9	10	11	12	13	14	15	16	17	18	19	20	Not stated.			21	22	23	24	25	26	Not stated.												
<b>Grand Total</b>	<b>82</b>	27	27	2	2	1	1	1	1	1	1	1	1	1	1	1	1	45	33	4	Not stated.			66	15	3	48	30	6	Not stated.												
<b>I.—GENERAL DISEASES.</b>																					Not stated.									Not stated.												
<b>Group Total</b>	<b>12</b>	1	1	1	1	1	1	1	1	1	1	1	1	1	1	1	1	6	6	11	Not stated.			11	1	3	4	6	2	Not stated.												
1. Typhoid fever	1																				Not stated.									Not stated.												
2. Whooping cough	1																				Not stated.									Not stated.												
3. Influenza	1																				Not stated.									Not stated.												
4. Purulent infection and septicæmia	1																				Not stated.									Not stated.												
5. Tuberculosis of the lungs	3																				Not stated.									Not stated.												
6. Cancer and other malignant tumors of the stomach, liver	1																				Not stated.									Not stated.												
7. Cancer and other malignant tumors of the female genital organs	1																				Not stated.									Not stated.												
8. Cancer and other malignant tumors of other organs and of organs not specified	1																				Not stated.									Not stated.												
9. Anæmia, chlorosis	2																				Not stated.									Not stated.												
<b>III.—DISEASES OF THE NERVOUS SYSTEM AND OF THE ORGANS OF SPECIAL SENSE.</b>																					Not stated.									Not stated.												
<b>Group Total</b>	<b>11</b>	4	1	1	1	1	1	1	1	1	1	1	1	1	1	1	1	9	2	9	Not stated.			9	2	3	9	2	1	Not stated.												
61. Simple meningitis	3																				Not stated.									Not stated.												
62. Cerebral hemorrhage, apoplexy	2																				Not stated.									Not stated.												
63. Paralysis without specified cause	1																				Not stated.									Not stated.												
64. Epilepsy	1																				Not stated.									Not stated.												
65. Convulsions (non-puerperal)	1																				Not stated.									Not stated.												
66. Convulsions of infants	3																				Not stated.									Not stated.												
<b>III.—DISEASES OF THE CIRCULATORY SYSTEM.</b>																					Not stated.									Not stated.												
<b>Group Total</b>	<b>7</b>																	2	5	5	Not stated.			5	2	2	7	7	1	Not stated.												
79. Organic diseases of the heart	5																				Not stated.									Not stated.												
81. Diseases of the arteries, arterioma, aneurysm, etc.	2																				Not stated.									Not stated.												
<b>IV.—DISEASES OF THE RESPIRATORY SYSTEM.</b>																					Not stated.									Not stated.												
<b>Group Total</b>	<b>8</b>	1																5	3	5	Not stated.			5	3	3	8	4	1	Not stated.												
91. Broncho-pneumonia	1																				Not stated.									Not stated.												
92. Pneumonia	5																				Not stated.									Not stated.												
93. Pleurisy	2																				Not stated.									Not stated.												







# REPORT

RELATING TO THE REGISTRATION OF

# Births, Marriages and Deaths

IN THE

PROVINCE OF ONTARIO

FOR THE

Year Ending 31st December,

1912

(Being the 43rd Annual Report)

---

PRINTED BY ORDER OF  
THE LEGISLATIVE ASSEMBLY OF ONTARIO

---



TORONTO:

Printed and Published by L. K. CAMERON, Printer to the King's Most Excellent Majesty  
1913.

Printed By  
WILLIAM BRIGGS  
29-37 Richmond St. W  
TORONTO

*To His Honour the Lieutenant-Governor of the Province of Ontario.*

MAY IT PLEASE YOUR HONOUR:

I herewith beg to present for your consideration the Forty-Third Annual Report of the Registrar-General, relating to the Registration of Births, Marriages and Deaths in the Province of Ontario, during the year 1912.

Respectfully submitted,

W. J. HANNA,


*Registrar-General of Ontario.*

SIR:—

I have the honour to submit for your approval the Forty-Third Annual Report made in conformity with and under the provisions of The Act respecting the Registration of Births, Marriages and Deaths in the Province of Ontario, for the year ending December 31st, 1912.

I have the honour to be, Sir,

Your obedient servant,

A handwritten signature in cursive script, reading "Thomas M. Bullough". The signature is written in dark ink and is positioned above the typed name of the signatory.

*Deputy Registrar-General.*

To HON. W. J. HANNA,  
*Registrar-General of Ontario.*



# REPORT UPON

# Births, Marriages and Deaths

## FOR THE YEAR 1912

---

The Forty-third Annual Report of vital statistics for the Province of Ontario for the year ending December 31st, 1912, shows an increase in the number of Births, Marriages and Deaths registered.

During the year, 119,865 registrations were received as follows:

Births.....	58,870
Marriages .....	28,845
Deaths.....	32,150
	119,865

This is an increase of 6,124 over 1911.

From the cities the number of registrations was as follows:

Births.....	22,929
Marriages .....	15,917
Deaths .....	12,526
	51,372

From towns of over 5,000 population.

Births.....	3,913
Marriages.....	2,018
Deaths .....	2,446
	8,377

Leaving, for the rural municipalities of the Province as follows:

Births.....	32,028
Marriages .....	10,910
Deaths .....	17,178
	60,116

### NOTE.

In considering the number of births and deaths in the Province and all statistics relating thereto, it is to be borne in mind that still-births are excluded.

Heretofore, it has been customary in our annual reports to include still-births in all totals and calculations. A careful survey, however, of the various reports of vital statistics from such countries as the United Kingdom; the United States; the Australian colonies; New Zealand, etc., show that still-births are excluded from all statistics and it is thought that for uniformity with other countries, still-births should be excluded as a cause of death in Ontario.

For the sake of comparison with other years the following table showing the total Births and Deaths in Ontario, excluding still-births, for each of sixteen years, and the ratio per 1,000 of population is appended.

—	Births.	Ratio.	Deaths.	Ratio.
1897.....	46,868	20.7	26,508	11.7
1898.....	46,067	20.4	25,409	11.1
1899.....	44,286	19.4	27,747	12.4
1900.....	45,549	19.8	28,543	12.2
1901.....	45,281	21.1	28,500	13.0
1902.....	46,973	21.7	26,713	12.1
1903.....	47,709	22.1	28,399	12.9
1904.....	49,158	22.8	29,600	13.4
1905.....	50,808	23.5	29,748	13.4
1906.....	50,621	23.3	31,244	14.1
1907.....	52,289	24.1	31,756	14.3
1908.....	54,878	25.6	30,947	13.8
1909.....	53,448	24.3	30,792	13.7
1910.....	54,755	24.9	31,332	13.9
1911.....	56,096	22.6	31,878	12.6
1912.....	58,870	22.4	32,150	12.4

### BIRTHS.

The number of births registered was 58,870, with a ratio of 22.4 per 1,000 of population, being an increase of 2,774 for the year in the number of births and a decrease of .2 in the rate per 1,000 of population. The cities contributed 38.9 per cent. of the whole number and the towns of 5,000 population, 6.6 per cent. The district of Thunder Bay gave the highest ratio per 1,000 of population, viz.: 33.0 and the District of Kenora gave the lowest, 13.7.

### ILLEGITIMATE BIRTHS.

The total number was 1,256, as compared with 1,087 for 1911. This was at the rate of 21.3 for every 1,000 births. The Cities contributed over 72 per cent. of this illegitimacy.

The ratio of illegitimacy per 1,000 births is highest in the City of Ottawa where it amounts to a ratio of 86.1 per 1,000, while in Toronto with a population over four times greater, the ratio of illegitimacy is but one half that of Ottawa, while Kingston's ratio is 58.5 and London's 63.2. Hamilton is better off with 25.8.

In regard to the mothers of such infants, 324 were unfortunately not classified. It is interesting to note that 335 were domestics, 36 were living at home, 34 were factory hands, 20 were housekeepers, 16 widows, 19 operators, 14 waitresses, 12 stenographers, 12 salesladies, 15 classified as clerks, and the balance among various occupations.

### MARRIAGES:

The number of marriages registered during the year was 28,845 being a ratio of 11.1 per 1,000 of population. There were 3,038 more marriages in 1912 than in the previous year, an increase of 0.9 in the rate per 1,000.

The number of marriages in the city municipalities was 15,917 or 55.4 per cent. of the whole, being a ratio of 18.2 per 1,000. The greatest number of these

took place in the City of Toronto. The City of Windsor came next with 3,429 marriages which was a ratio of 176.2 per 1,000. As this rate is so greatly in excess of the rate for any other municipality it is but fair to explain that 92.3 per cent. of these marriages were of parties from the United States. The number of marriages in this city was 655 in excess of that of the preceding year.

The following table shows the number of marriages in this city (Windsor) for the last five years:

1908.....	1,564, an increase of 2 over 1907.
1909.....	1,918, an increase of 354 over 1908.
1910.....	2,293, an increase of 375 over 1909.
1911.....	2,774, an increase of 481 over 1910.
1912.....	3,429, an increase of 655 over 1911.

Two thousand, nine hundred and thirty-six, or 85.6 per cent. of the total number of marriages performed in Windsor in 1912 were performed by eight clergymen.\*

Of all marriages, 26,826 or 93 per cent. were solemnized under authority of license. The remainder, 7 per cent., were authorized by the publication of banns.

The following tables show a recapitulation by Denominations and Ages:

Denomination.	Grooms.	Brides.	Total.	% of Total Marriages.
Methodist .....	7,642	7,623	15,265	26.46
Anglican .....	5,775	5,878	11,653	20.20
Presbyterian .....	5,680	5,465	11,145	19.32
Roman Catholic .....	4,250	4,526	8,776	15.21
Baptist .....	1,888	1,906	3,794	6.58
Lutheran.....	1,180	1,167	2,347	4.07
Congregational.....	374	349	723	1.25
Hebrew .....	368	329	697	1.21
Evangelical Association .....	161	189	350	.61
Salvation Army.....	125	132	257	.44
Other denominations.....	1,267	1,167	2,434	4.22
Not stated.....	135	114	249	.43

Ages.	Grooms.	Brides.	Total.	% of Total Marriages.
15-19.....	546	5,768	6,314	10.94
20-24.....	10,743	11,517	21,990	38.12
25-29.....	9,025	6,273	15,298	26.52
30-34.....	4,108	2,496	6,604	11.45
35-39.....	2,001	1,211	3,212	5.57
40-44.....	998	675	1,673	2.90
45-49.....	631	386	1,017	1.76
50-54.....	436	200	636	1.10
55-59.....	264	115	379	.66
60-64.....	191	67	258	.45
65-69.....	83	31	114	.20
70 and over.....	81	13	94	.16
Age not stated.....	8	93	101	.17

\*At the last session of the Legislature an amendment to The Marriage Act was passed, providing that one of the parties to the proposed marriage must have resided in the city, county or district where the marriage is to be solemnized, for 15 days immediately preceding the issue of the license, otherwise the intention to marry must be advertised in a local paper for three weekly issues. In certain cases the Registrar General may give a permit to issue the license.

For the manner in which the marriages took place in regard to denominations (mixed marriages) and as to the ages, see pages 70-158 of the Report.

Of marriages between Roman Catholics and other denominations, 820 men, married outside their own faith, while 1,096 women, so married. Taken together 78.1 per cent. married in their own faith and 21.9 married otherwise, being 0.6 per cent. less than in 1911.

It is interesting to note the marriages by ages. The great marrying age is in the twenties for both sexes. 38.12 per cent. married between 20 and 24 and 26.52 per cent. between 25 and 29, or almost two-thirds of all marriages occur at these ages.

In noting the difference of ages in some couples, one man of 25-29 married a woman over 70, one 30-34 a woman over 65, one 45-49 a woman over 70. Five men over 50, one over 60, one over 70 married women 15-19. One woman 20-24, two 25-29, two 30-34 married men over 70. So much for the disparity in a few cases.

#### DEATHS.

The number of deaths registered for the year was 32,150 a ratio of 12.4 per 1,000 of population. This was an increase of 272 deaths, but in the ratio there was a small decrease.

The following table shows the diseases causing the ten highest rates of mortality:

Organic heart diseases .....	2,726	or 8.47%	of total deaths.
Tuberculosis, all classes .....	2,250	“ 7.00%	“
Cancer, all classes .....	1,778	“ 5.53%	“
Pneumonia .....	1,629	“ 5.06%	“
Infantile diarrhoea .....	1,146	“ 3.56%	“
Diseases of the arteries .....	1,142	“ 3.55%	“
Cerebral haemorrhage .....	1,029	“ 3.20%	“
Bright's disease .....	848	“ 2.63%	“
Paralysis .....	549	“ 1.70%	“
Typhoid fever .....	483	“ 1.50%	“

Comparing the above list with last year's list of ten causes it is interesting to note that the same diseases are the ones giving the greatest mortality in almost the same order. The first five occupy the same position as in last year's list, but in the above 6 and 7 have reversed places and 9 and 10.

The following diagram shows the principal causes of death in relation to total deaths:



The divisions represent the following:

Deaths under 1:	
Congenital debility and malformations	217
Diseases of early infancy	3,235
Diarrhoea	979
Other causes	2,063
Old age	3,646
Diseases of respiratory system, pneumonia excepted	1,523
Pneumonia	1,629
Diseases of the heart	2,726
Tuberculosis of the lungs	1,921
All other forms	329
Accidents	1,831
Cancer, all forms	1,778
Infectious diseases	1,541
Diseases of the arteries	1,142
Apoplexy	1,029
Bright's disease	848
Paralysis	549
Puerperal	406
All other causes	4,758

The following table shows the deaths from five of the most active causes of death, for a decade.

Year.	Cancer.	Diphtheria.	Bright's Disease.	Heart Disease.	Typhoid Fever.
1903.....	1,156	687	519	2,174	391
1904.....	1,253	608	523	1,973	482
1905.....	1,224	503	739	1,942	446
1906.....	1,411	423	855	1,890	891
1907.....	1,329	380	888	2,227	520
1908.....	1,348	450	786	1,994	662
1909.....	1,597	430	817	2,149	669
1910.....	1,587	435	775	2,240	706
1911.....	1,602	423	814	2,433	637
1912.....	1,778	371	848	2,726	483
Totals.....	14,285	4,710	7,564	21,748	5,887

Of the 32,150 deaths 12 were reported without stating the sex leaving a balance of 32,138 divided as follows: 17,434 males and 14,704 females or 118.5 males for every 100 females.

Cancer continues to take a high toll of life. There were 176 more deaths during the year than for 1911.

Bright's disease and diseases of the heart continue on the increase.

Typhoid fever it is good to note, has the lowest mortality that it has reached in nine years, due, no doubt, to the efforts of the local Boards of Health, in keeping a strict vigilance on the water supply of their respective municipalities, together with the care exercised by the people themselves in regard to sanitation. The greatest number of deaths in any one municipality from this cause took place in Carleton County were 101 or 20.9 per cent. of all deaths from typhoid occurred. Of this number, 98 are credited to the city of Ottawa which had an epidemic due to pollution of its water supply occurred.

There were 1,146 deaths during the year from Infantile Diarrhœa, a decrease of 221 below that of 1911. This falling off may be accounted for, in a measure at least, by the cool and wet summer.

Of this number 69.11 per cent. were in the cities, and towns of over 5,000 population: the balance in the rural municipalities.

The number of deaths due to external causes was 1,831. Of these 78 per cent. were males and 22 per cent. females. The number of males is always larger from this cause as it is our men who fight the battles of life and engage in hazardous occupations. The largest number (335) was from crushing accidents, railways, motor-cars, mining accidents, etc. Drowning came next with 276. The largest number from any one place was 22 in the County of York, 15 being in the City of Toronto.

### TUBERCULOSIS.

Tuberculosis still continues to engage the close attention of medical men and those who are interested individually or collectively in combatting the advance of this disease.

The number of deaths for 1912 was 2,250, being a decrease of 103 below that of 1911. Just about 7 per cent. of the total number of deaths were due to tuberculosis; the ratio per 1,000 of population being .87, which was a decrease of .05, below that of the previous year.

Sixteen counties show increases of 88 deaths and 27 counties show decreases of 191 being a net decrease of 103.

By ages the heaviest death rate occurs in the twenties. Over 28 per cent. of all deaths from tuberculosis occurred between 20-29, while over 48 per cent. occurred between 20-39.

During the five years 1908-1912 of 11,785 deaths 49.74 per cent. were males and 51.26 per cent. females.

Of the different classes of tuberculosis that of the lungs claimed 10,115 victims. Of these 4,900 or 48.4 per cent. of the total were males; and 5,215 or 51.56 per cent. females.

From a perusal of the following table it will be seen that the disease in this Province does not discriminate to any great extent between the sexes. The greatest difference occurs in deaths from the abdominal form where, of the total number for 5 years (428) 46.5 per cent. were males and 53.5 per cent. females.

Deaths from Various Forms of Tuberculosis by Sexes, for 5 years 1908-1912.

Forms of Tuberculosis.	Total.		1908.		1909.		1910.		1911.		1912.		Per Cent. of Total No.	
	M.	F.	M.	F.	M.	F.	M.	F.	M.	F.	M.	F.		
	Totals.		11,785		2,511		2,380		2,291		2,353			2,250
	11,785	5,744	6,041	1,167	1,344	1,111	1,269	1,123	1,168	1,175	1,178	1,168	1,082	
Tuberculosis of Lungs.....	10,115	4,900	5,215	969	1,160	931	1,086	988	1,025	1,012	1,023	1,000	921	85.83
Acute Miliary Tuberculosis.....	127	65	62	.....	.....	12	20	16	16	20	15	17	11	1.08
Tuberculous Meningitis.....	541	284	257	60	55	60	54	45	39	52	48	67	60	4.60
Abdominal Tuberculosis.....	428	199	229	39	38	57	49	25	40	43	56	35	47	3.63
Pott's Disease.....	51	29	22	4	4	4	7	7	4	6	3	8	4	.43
White Swellings.....	27	17	10	2	1	2	1	8	6	.....	.....	5	2	.23
Tuberculosis of other organs.....	382	200	182	53	39	41	47	31	36	39	30	36	30	3.24
Dissiminated Tuberculosis.....	114	50	64	40	47	4	5	3	2	3	3	.....	7	.96

While the ratio per 100,000 of population is but 5 less than for 1911, the fact that it is a decrease is the important point. During the decade the average annual increase in population was 1.5 per cent. Very many of our immigrants are of that class of Europeans who love to cluster in small spaces and live in conditions impossible to the Anglo Saxon; conditions which are most favorable to the propagation of this disease and yet in spite of all which has to be contended with, the death rate is decreasing. This fact speaks loudly for the anti-tuberculosis campaigns being waged against this scourge by individuals and associations, and for the education instituted by Boards of Health throughout the Province in the interests of sanitation and health.

The following table shows the deaths from tuberculosis for the last 10 years, by ages:

DEATHS IN ONTARIO FROM TUBERCULOSIS BY AGES, 1903-1912.

Year.	Total.	Under 5 years.														80 & over.	Not stated.	Total deaths from all causes.
							5-9	10-14	15-19	20-29	30-39	40-49	50-59	60-69	70-79			
		0-1	1	2	3	4												
	25,493	741	454	236	136	145	463	659	2,153	7,233	5,112	3,243	2,212	1,577	720	136	273	307,846
1903...	2,723	140	66	31	16	14	55	78	255	773	508	323	209	167	51	13	24	28,399
1904...	2,877	7	52	26	9	17	52	78	278	826	587	374	257	175	104	13	22	29,600
1905...	2,667	...	55	31	21	18	47	85	266	813	509	341	212	144	79	16	30	29,748
1906...	2,911	251	72	23	14	14	38	74	234	724	604	367	228	169	66	19	14	31,244
1907...	2,530	74	41	27	20	15	44	62	206	745	499	311	227	173	64	9	13	31,756
1908...	2,511	68	46	20	13	13	43	67	216	764	479	315	217	136	70	14	30	30,947
1909...	2,380	47	27	25	9	15	54	54	179	687	487	290	222	163	66	15	40	30,792
1910...	2,291	38	35	19	15	6	36	55	184	652	463	293	222	160	71	18	24	31,332
1911...	2,353	63	30	15	10	18	48	64	181	618	476	325	218	156	85	12	34	31,878
1912...	2,250	53	30	19	9	15	46	42	154	631	500	304	200	134	64	7	42	32,150

The following table of deaths from tuberculosis in the various occupations for the last eight years will be of interest.



TABLE SHOWING DEATHS FROM TUBERCULOSIS, BY OCCUPATION FOR 8 YEARS, WITH THEIR PERCENTAGE.

## MALE OCCUPATIONS.

Occupations.	Deaths from All Causes.	Deaths from Tuberculosis.	Percentage.
Cigarmakers .....	100	46	46.0
Stonecutters .....	169	58	34.9
Stenographers .....	33	11	33.3
Street Railway Employees .....	85	27	31.7
Printers .....	264	80	30.3
Students .....	596	168	28.1
Bookbinders .....	51	13	25.4
Milkmen.....	33	8	24.2
Clerks.....	1,857	444	23.3
Laundry Hands .....	82	19	23.1
Telegraph Operators .....	124	28	22.5
Plumbers and Gasfitters.....	174	38	21.8
Upholsters.....	23	5	21.7
Architects.....	37	8	21.6
Barbers .....	258	54	20.8
Furriers .....	31	6	19.3
Electricians .....	162	32	19.1
Polishers and Grainers .....	64	12	18.7
Bookkeepers and Accountants.....	520	97	18.6
Chemists and Druggists.....	163	31	18.4
Machinists.....	671	122	18.1
Bartenders .....	143	25	17.4
Watchmakers and Jewellers.....	167	29	17.3
Dentists .....	75	13	17.3
Engineers.....	329	57	17.2
Bakers and Confectioners.....	252	43	17.0
Bankers .....	117	10	17.0
Painters and Decorators.....	714	122	17.0
Cheesemakers.....	66	11	16.6
Teamsters and Drivers .....	803	129	16.0
Cabinetmakers .....	211	34	15.9
Foremen.....	296	35	15.2
Tinsmiths .....	176	26	14.7
Moulders .....	334	49	14.6
Tailors .....	486	71	14.6
Commercial Travellers .....	449	65	14.4
Journalists and Reporters.....	76	11	14.4
School Teachers.....	281	40	14.2
Millwrights.....	37	5	13.5
Managers and Superintendents.....	160	21	13.1
Actors.....	8	1	12.5
Hucksters and Pedlars .....	97	12	12.3
Hunters and Fishermen.....	215	25	11.6
Soldiers .....	95	11	11.5
Factory Hands.....	401	45	11.2
Government Officials .....	287	32	11.1
Mechanics .....	530	62	11.0
Agents .....	729	70	10.9
Brewers and Distillers.....	37	4	10.8
Carriage and Wagonmakers .....	215	23	10.6
Laborers .....	14,011	1,491	10.6
Plasterers.....	159	17	10.6
Liverymen.....	86	9	10.4
Butchers.....	386	40	10.3
Harnessmakers.....	184	19	10.3
Servants, Porters, etc.....	528	54	10.2
Sailors .....	434	42	9.6

TABLE SHOWING DEATHS FROM TUBERCULOSIS, BY OCCUPATION FOR 8 YEARS,  
WITH THEIR PERCENTAGE.MALE OCCUPATIONS.—*Continued.*

Occupations.	Deaths from All Causes.	Deaths from Tuberculosis.	Percentage.
Cooks .....	212	20	9.4
Music Teachers .....	139	13	9.3
Masons .....	543	50	9.2
Undertakers.....	55	5	9.0
Blacksmiths.....	799	71	8.8
Weavers.....	135	12	8.8
Merchants.....	2,008	173	8.6
Tanners and Carriers.....	70	6	8.5
Firemen.....	136	11	8.0
Shoemakers .....	637	49	7.6
Artists .....	67	5	7.4
Public Officials.....	500	37	7.4
Carpenters.....	2,322	171	7.3
Watchmen and Caretakers.....	220	16	7.2
Policemen.....	100	7	7.0
Brickmakers.....	73	5	6.8
Civil Engineers .....	175	12	6.8
Farmers.....	28,447	1,798	6.3
Gardeners .....	681	43	6.3
Lawyers .....	237	15	6.3
Miners .....	424	27	6.3
Builders and Contractors .....	520	31	5.9
Railroad Employees .....	1,669	98	5.8
Clergymen .....	504	29	5.7
Other Occupations .....	35,161	1,943	5.5
Manufacturers.....	391	21	5.3
Auctioneers.....	19	1	5.2
Lumbermen .....	473	25	5.2
Drovers.....	79	4	5.0
Hotelkeepers .....	414	21	5.0
Physicians.....	385	19	4.9
Brokers.....	69	3	4.3
Millers .....	295	12	4.0
Coopers .....	120	4	3.3

TABLE SHOWING DEATHS FROM TUBERCULOSIS, BY OCCUPATION FOR 8 YEARS, WITH THEIR PERCENTAGE.

## FEMALE OCCUPATIONS.

Occupations.	Deaths from All Causes.	Deaths from Tuberculosis.	Percentage.
Telephone Operators.....	16	10	62.5
Factory Hands.....	130	66	50.7
Bookkeepers and Accountants.....	86	38	44.1
Students.....	272	118	43.3
Clerks.....	226	95	42.0
Stenographers.....	130	52	40.2
Nuns and Religious Sisters.....	113	37	32.7
School Teachers.....	307	99	32.2
Milliners.....	121	35	28.9
Dressmakers, Seamstresses and Tailoresses....	643	180	27.9
Nurses.....	302	76	25.1
Weavers.....	16	4	25.0
Music Teachers.....	78	19	24.3
Laundry Hands.....	34	11	23.3
Telegraph Operators.....	10	2	20.0
Artists.....	10	2	20.0
Other Occupations and Occupations Unspecified..	19,479	2,674	13.7
Cooks.....	65	8	12.4
Housewives.....	54,353	4,865	8.9
Forewomen.....	25	2	8.0
Domestics and Housekeepers.....	3,080	625	2.2

TABLE SHOWING DEATHS FROM TUBERCULOSIS, FOR TWENTY YEARS, PROVINCE OF ONTARIO, 1893-1912.

Year.	Deaths from Tuberculosis.	Decennial Census Year.	Ratio per 100,000 of Population.	Total Deaths from all Causes, Still-births excluded.	Percentage of Deaths from Tuberculosis in Census Years.
1893.....	2,552				
1894.....	2,379				
1895.....	2,472				
1896.....	2,922				
1897.....	3,154				
1898.....	3,291				
1899.....	3,405				
1900.....	3,484				
1901.....	3,243	2,184,144	148	28,500	11%
1902.....	2,694				
1903.....	2,723				
1904.....	2,877				
1905.....	2,667				
1906.....	2,911				
1907.....	2,530				
1908.....	2,511				
1909.....	2,380				
1910.....	2,291				
1911.....	2,353	2,523,274	92	31,878	7.37
1912.....	2,250		87		
	55,089				

TOTAL NUMBER OF DEATHS FROM TUBERCULOSIS IN EACH COUNTY IN ONTARIO FOR TEN YEARS, 1903-1912.

	Total.	1903	1904	1905	1906	1907	1908	1909	1910	1911	1912
Totals.....	25,493	2,723	2,877	2,667	2,911	2,530	2,511	2,380	2,291	2,353	2,250
Algoma .....	472	48	62	77	70	45	43	27	34	33	33
Brant .....	369	39	39	24	50	54	39	32	26	28	38
Bruce .....	558	46	75	65	48	66	68	43	64	47	36
Carleton .....	1,524	184	154	145	158	155	134	161	127	163	143
Dufferin .....	135	19	16	17	13	11	15	15	10	10	9
Elgin .....	291	20	40	42	38	20	33	28	18	26	26
Essex .....	670	70	86	54	81	66	67	63	62	60	61
Frontenac .....	606	75	69	64	59	72	47	43	58	63	56
Grey .....	577	59	73	73	80	61	43	55	58	32	43
Haldimand .....	160	22	17	26	12	10	13	14	13	18	15
Haliburton.....	45	3	7	4	4	7	4	4	4	3	5
Halton .....	176	18	20	20	29	12	14	13	17	17	16
Hastings .....	638	88	70	73	83	55	53	56	56	51	53
Huron .....	517	58	58	67	49	50	62	44	44	44	41
Kenora .....	42	.....	.....	.....	.....	.....	.....	13	6	16	7
Kent .....	596	55	67	64	96	59	48	53	52	51	51
Lambton .....	567	58	83	65	78	59	55	55	43	41	30
Lanark .....	416	46	48	46	48	39	49	46	37	30	27
Leeds and Grenville.....	929	100	115	102	109	96	66	86	77	82	96
Lennox and Addington.....	228	31	25	24	26	24	28	24	17	18	11
Lincoln.....	364	43	48	37	46	26	35	30	42	29	28
Manitoulin.....	14	.....	.....	.....	.....	.....	.....	2	2	3	7
Middlesex .....	1,134	120	155	126	145	103	118	88	85	99	95
Muskoka .....	366	32	33	39	24	33	39	41	34	44	47
Nipissing .....	329	28	21	36	41	38	39	25	24	35	42
Norfolk.....	221	34	21	24	29	13	23	31	15	17	14
Northumberland and Durham.....	555	71	58	56	57	64	63	48	49	45	44
Ontario.....	407	56	55	44	43	37	44	23	40	42	23
Oxford .....	445	47	41	51	47	55	50	37	38	43	36
Parry Sound.....	154	10	25	15	24	16	14	18	6	14	12
Peel.....	205	23	28	29	21	17	17	21	14	21	14
Perth .....	382	51	45	43	38	32	34	41	28	35	35
Peterboro' .....	435	44	54	42	51	44	41	47	39	37	36
Prescott and Russell.....	544	60	67	63	75	59	48	45	34	42	51
Prince Edward.....	175	28	26	19	16	13	18	17	14	11	13
Rainy River .....	124	15	11	25	14	20	18	4	4	6	7
Renfrew.....	386	55	53	38	52	37	28	35	24	31	33
Simcoe .....	838	101	88	89	109	73	82	82	82	67	65
Stormont, Dundas and Gengarry.....	919	109	149	86	85	100	102	81	66	83	58
Sudbury.....	68	.....	.....	.....	.....	.....	.....	22	18	10	18
Thunder Bay .....	327	25	29	26	34	38	26	32	44	38	35
Victoria .....	272	32	44	31	23	51	14	23	23	18	13
Waterloo .....	437	58	36	40	35	48	48	43	41	42	46
Welland .....	332	34	36	33	34	29	34	36	31	31	34
Wellington.....	486	57	56	60	52	42	49	41	40	50	39
Wentworth .....	1,164	93	135	111	132	97	122	128	127	107	112
York.....	4,894	458	439	452	553	484	524	464	504	520	496

## INFANT MORTALITY.

The number of deaths of infants under 5 years of age in the Province was 8,230. Of this number, 6,494 died before completing the twelfth month. This was at a ratio of 110.3 per 1,000 births.

Table 13 shows the causes of death of all children under five years. Of those under one year, the greatest number of deaths occurred as follows: Epidemic Diseases, 455; Convulsions, 329; Respiratory Diseases, 673; Diarrhœa, 979; Congenital weakness, 3,101. There were over 200 less deaths this year from diarrhœa than in 1911. This was no doubt due to the cooler weather which prevailed during the summer of this year. In fact the number is smaller than it has been since 1907, when it was 919. The ratio of deaths per 1,000 births from diarrhœa for the period 1907-1912 was as follows:

1907 . . . . .	17.5	1910 . . . . .	22.6
1908 . . . . .	22.2	1911 . . . . .	21.1
1909 . . . . .	22.1	1912 . . . . .	16.6

It will thus be seen that the ratio as well as the actual number is considerably decreased. The interest being taken in child welfare and in conveying instructions to expectant mothers is no doubt assisting to lower the death rate of infants.

During the year there were 2,646 searches for records of Births, Marriages and Deaths, while certificates were supplied as follows: 689 birth, 215 marriage, and 407 death, 1,311 certificates in all.

26,826 marriage licenses were received and 2,019 certificates. These were bound by the Department for reference.

Approximately 50,000 births, 25,000 marriages and 30,000 death records were indexed for the same purpose.

TABLE No. 1.

Showing the number of Births, Marriages and Deaths, in the Province and in each County Municipality, together with the ratio per 1,000 of population. Also the estimated population for the Province, and for each municipality, 1912.

Counties.	Estimated Population.	Births. Excluding Still-Births.	Ratio per 1,000.	Marriages.	Ratio per 1,000.	Deaths. Excluding Still-Births.	Ratio per 1,000.
Totals.....	2,582,500	58,870	22.4	28,845	11.1	32,150	12.4
Algoma.....	44,300	849	19.1	403	9.0	470	10.6
Brant.....	46,840	1,160	24.7	467	9.9	567	12.1
Bruce.....	49,380	1,069	21.6	344	6.9	621	12.5
Carleton.....	119,640	2,993	25.1	1,221	10.2	1,933	16.3
Dufferin.....	17,500	321	18.3	130	7.4	166	6.6
Elgin.....	44,470	828	18.6	368	8.2	539	12.1
Essex.....	68,810	1,579	22.9	4,149	60.2	808	11.7
Frontenac.....	41,770	872	20.8	427	10.2	705	16.8
Grey.....	65,830	1,269	19.2	496	7.5	738	11.2
Haldimand.....	21,600	425	19.6	146	6.7	229	10.6
Haliburton.....	5,640	146	20.5	22	3.9	62	10.9
Halton.....	22,370	420	18.7	160	7.1	229	10.2
Hastings.....	55,600	1,310	23.5	470	8.4	709	12.7
Huron.....	52,520	974	18.5	348	6.6	600	11.2
Kenora.....	17,900	246	13.7	54	3.0	146	8.4
Kent.....	56,270	1,187	21.0	475	8.4	608	10.4
Lambton.....	50,530	957	18.9	518	10.2	611	12.0
Lanark.....	34,250	683	19.9	245	7.1	428	12.4
Leeds and Grenville.....	54,200	1,018	18.7	498	9.1	896	16.5
Lennox and Addington.....	21,870	391	17.8	154	7.0	229	10.4
Lincoln.....	35,920	806	22.4	348	9.7	460	12.8
Manitoulin.....	10,940	206	18.8	56	5.2	69	6.3
Middlesex.....	98,020	1,914	19.5	928	9.4	1,191	12.1
Muskoka.....	21,070	531	25.2	160	7.5	209	9.9
Nipissing.....	62,600	1,775	28.3	473	7.5	618	9.8
Norfolk.....	27,070	517	19.0	193	7.1	330	12.1
Northumberland and Durham.....	59,480	1,142	19.2	390	6.5	739	12.4
Ontario.....	41,260	808	19.5	277	6.7	494	11.9
Oxford.....	47,640	974	20.4	382	8.0	582	12.2
Parry Sound.....	25,870	675	26.0	167	6.4	272	10.4
Peel.....	22,160	418	18.8	142	6.0	230	10.3
Perth.....	48,960	963	19.6	403	8.2	520	10.6
Peterborough.....	42,390	977	23.0	377	8.8	470	11.0
Prescott and Russell.....	52,440	1,659	31.6	336	6.4	613	11.6
Prince Edward.....	17,190	290	16.8	116	6.7	236	13.7
Rainy River.....	10,300	254	28.1	96	9.3	79	7.6
Renfrew.....	51,320	1,179	22.9	360	7.0	603	11.7
Simcoe.....	85,590	1,804	21.0	647	7.5	1,042	12.1
Stormont, Dundas and Glengarry.....	63,980	1,135	17.7	366	5.7	804	12.5
Sudbury.....	39,500	779	19.7	183	4.6	423	10.7
Thunder Bay.....	40,950	1,353	33.0	461	11.2	494	12.0
Victoria.....	31,020	648	20.9	213	6.8	338	10.8
Waterloo.....	64,980	1,515	23.3	576	8.8	661	10.1
Welland.....	43,250	1,044	24.1	1,840	42.5	499	11.0
Wellington.....	54,390	1,085	19.9	378	6.9	681	12.5
Wentworth.....	116,680	3,149	26.9	1,464	12.5	1,654	14.1
York.....	480,680	12,573	26.1	6,418	13.3	6,545	13.6

TABLE No. 2.

Showing the total number of Births, Marriages and Deaths, and the ratio per 1,000 of population in each City in Ontario, 1912.

Cities.	Estimated Population.	Births. Excluding Still-Births.	Ratio per 1,000.	Marriages.	Ratio per 1,000.	Deaths. Excluding Still-Births.	Ratio per 1,000.
Totals .....	873,660	22,929	26.2	15,917	18.2	12,526	14.3
Belleville .....	10,340	241	23.3	124	11.9	154	14.8
Berlin .....	16,760	442	26.3	190	11.3	193	11.5
Brantford .....	25,100	741	29.5	302	12.0	334	13.3
Chatham .....	11,330	211	18.6	191	16.8	187	16.5
Fort William .....	18,500	762	41.1	205	11.0	288	15.5
Guelph .....	15,380	376	24.4	127	8.2	213	13.8
Hamilton .....	88,700	2,517	28.3	1,306	14.7	1,223	13.7
Kingston .....	19,765	427	21.6	310	15.6	400	20.2
London .....	50,860	1,091	19.6	676	13.2	670	13.1
Niagara Falls .....	9,665	260	26.9	839	86.7	119	12.3
Ottawa .....	91,200	2,346	25.7	1,089	11.9	1,550	16.9
Peterborough .....	19,245	462	24.0	251	13.0	224	11.1
Port Arthur .....	12,500	481	38.4	234	18.7	313	25.0
St. Catharines .....	13,730	341	24.8	197	14.3	216	15.7
St. Thomas .....	14,250	309	21.7	190	9.7	181	12.6
Stratford .....	13,400	286	21.3	138	10.2	179	13.4
Toronto .....	414,000	10,960	26.4	6,007	14.5	5,675	13.7
Windsor .....	19,450	464	23.8	3,429	176.2	277	14.2
Woodstock .....	9,485	212	21.2	112	11.8	130	13.7

TABLE No. 3.

Showing the total number of Births, Marriages and Deaths in the Towns of 5,000 population in Ontario together with the ratio per 1,000 of population, 1912.

Towns.	Census Population.	Births. Excluding Still- Births.	Ratio per 1,000.	Marriages.	Ratio per 1,000.	Deaths. Excluding Still- Births.	Ratio per 1,000.
Totals .....	153,780	3,913	25.4	2,018	13.1	2,446	15.9
Barrie .....	6,460	157	24.3	85	13.1	114	17.6
Brockville .....	9,410	231	25.5	136	14.4	178	18.9
Cobalt .....	5,500	247	44.9	63	11.4	89	16.1
Cobourg .....	5,000	109	21.8	51	10.2	116	23.2
Collingwood .....	7,040	182	25.8	58	8.2	96	13.6
Cornwall.....	6,820	153	22.4	61	8.9	164	24.0
Galt .....	11,090	251	22.6	112	10.1	127	11.4
Kenora .....	6,250	123	19.6	42	6.7	113	18.0
Lindsay.....	6,800	158	23.2	111	16.3	103	15.1
North Bay .....	8,110	282	34.7	118	14.5	141	17.3
North Toronto.....	6,490	182	28.0	33	5.0	47	7.2
Orillia.....	7,510	163	21.7	90	11.9	103	13.7
Oshawa.....	8,030	216	26.8	83	10.3	107	13.3
Owen Sound.....	12,780	335	26.2	155	12.1	162	12.6
Pembroke.....	5,850	146	24.9	59	10.0	131	22.3
Port Hope.....	5,210	110	21.1	33	6.3	62	11.9
Sarnia.....	10,050	228	22.6	297	29.5	206	20.4
Sault Ste. Marie.....	12,940	251	19.3	223	17.2	226	17.4
Smith's Falls.....	6,825	185	27.1	64	9.3	120	17.5
Welland .....	5,615	204	36.3	144	25.6	*41	7.3

\* Returns for Welland are for three months.



TABLE No. 4.—Showing the number of births registered and birth rate per 1,000 of census population in each County of the Province for each of the ten years, 1903-1912, inclusive.

Counties.	1903	1904	1905	1906	1907	1908	1909	1910	1911	1912	Totals.
Totals.....	48,642 22.1	50,265 22.8	51,911 23.5	51,710 23.3	53,584 24.1	56,155 25.6	54,465 24.3	55,871 24.9	57,235 22.6	*58,870 22.4	538,708 23.5
Algoma .....	1,431 31.3	1,441 31.4	1,525 33.2	1,340 29.1	1,370 29.6	1,211 28.3	757 16.3	784 16.8	795 18.8	849 19.1	11,503 25.3
Brant ..	753 19.6	781 20.2	859 22.2	809 20.9	938 24.1	1,000 25.0	931 23.8	1,048 26.5	1,100 23.9	1,160 24.7	9,379 23.0
Bruce .....	1,192 20.0	1,300 21.8	1,268 21.2	1,192 19.9	1,187 19.7	1,130 18.7	1,289 21.3	1,195 18.4	1,060 21.1	1,069 21.6	11,882 20.3
Carleton .....	2,275 23.3	2,281 23.3	2,433 24.8	2,436 24.7	2,567 26.0	1,606 26.3	2,515 25.3	2,568 25.8	2,659 22.8	2,993 25.1	24,333 24.7
Dufferin .....	460 21.7	453 21.3	435 20.4	425 15.0	340 15.8	400 18.6	368 17.0	387 17.4	352 19.8	321 18.3	3,941 18.5
Elgin .....	740 16.8	785 17.8	786 12.8	861 19.4	889 20.0	938 21.1	900 20.1	861 19.1	843 19.0	828 18.6	8,431 18.4
Essex .....	1,719 29.1	1,602 27.1	1,615 27.2	1,549 26.1	1,385 23.2	1,681 28.2	1,528 25.5	1,589 26.4	1,594 23.5	1,579 22.9	15,841 25.9
Frontenac .....	820 18.2	899 20.0	878 19.4	926 20.4	837 18.4	893 19.6	974 21.3	901 19.7	861 22.0	872 20.8	8,861 19.9
Grey.....	1,425 20.3	1,519 21.6	1,512 21.4	1,353 19.1	1,438 20.3	1,400 19.7	1,484 20.8	1,384 19.3	1,390 21.0	1,269 19.2	14,174 20.2
Haldimand .....	379 17.7	420 19.6	388 18.0	441 20.4	408 18.7	434 20.0	418 19.2	414 19.0	408 18.9	425 19.6	4,135 19.1
Haliburton .....	186 28.1	233 35.2	203 30.6	197 29.6	216 32.3	204 30.5	219 32.6	174 25.0	182 28.7	146 20.5	1,960 29.3
Halton .....	369 18.7	407 20.6	448 22.6	408 20.5	429 21.5	460 23.0	447 22.3	460 22.9	494 21.8	420 18.7	4,332 21.2
Hastings .....	1,187 19.8	1,229 20.5	1,148 19.1	1,150 19.1	1,393 23.1	1,289 21.3	1,245 20.5	1,192 19.6	1,229 22.0	1,310 23.5	12,372 20.8
Huron .....	1,156 18.5	1,121 17.9	1,151 18.4	1,130 18.0	1,166 18.5	1,091 17.3	1,059 16.7	983 15.5	1,085 20.4	974 18.5	10,916 17.9
Kenora.....	.....	.....	.....	.....	.....	.....	285	213	239	246	983 13.4
Kent.....	1,248 21.5	1,174 20.2	1,191 20.5	1,223 21.0	1,120 19.1	1,210 20.6	1,093 18.6	1,165 19.7	1,237 22.0	1,187 21.0	11,848 20.4
Lambton.....	1,148 20.1	1,136 19.8	1,194 20.8	1,193 20.7	1,073 18.5	1,107 19.1	942 16.2	943 16.2	942 18.3	957 18.9	10,635 18.8
Lanark.....	728 19.4	715 19.0	682 18.1	702 18.5	697 18.4	714 18.8	670 17.5	695 18.2	668 19.4	683 19.9	6,954 18.7
Leeds and Grenville ..	1,081 18.2	1,140 19.1	1,118 18.7	1,124 18.7	1,162 19.3	1,117 18.5	1,068 17.7	1,073 17.7	959 17.6	1,018 18.7	10,860 18.4
Lennox and Addington .....	436 18.5	410 17.4	431 18.2	360 15.1	404 17.0	401 16.8	382 16.0	361 15.0	367 18.0	391 17.8	3,943 18.9
Lincoln .....	616 20.0	567 18.3	680 22.0	669 21.6	652 20.9	704 22.6	687 21.9	715 22.8	735 20.7	806 22.4	6,831 21.3
Manitoulin .....	.....	.....	.....	.....	.....	.....	247	226	186	206	865 17.8
Middlesex .....	1,803 19.3	1,917 20.4	1,839 18.1	1,883 20.0	1,929 20.4	1,997 21.1	1,854 19.5	1,844 19.3	1,820 18.7	1,914 19.5	18,800 19.6
Muskoka .....	636 30.1	643 30.3	633 29.8	654 30.7	605 28.3	626 29.2	604 28.1	565 26.2	584 25.1	631 25.2	6,031 28.3
Nipissing .....	1,332 49.4	1,321 48.9	1,608 59.4	1,457 53.7	1,742 64.0	1,607 58.9	1,195 43.7	1,703 62.0	1,688 28.5	1,775 28.3	15,428 49.6
Norfolk .....	507 17.2	591 20.0	579 19.6	538 18.2	572 19.3	536 18.0	562 18.8	586 19.6	571 21.0	517 19.0	5,559 19.0
Northumberland and Durham....	1,058 16.9	1,169 18.6	1,121 17.8	1,110 17.6	1,164 18.4	1,164 18.3	1,134 17.8	1,216 19.1	1,142 19.2	1,142 19.2	11,420 18.2

\* Still-births not included.

TABLE No. 4—*Concluded.*

Counties.	1903	1904	1905	1906	1907	1908	1909	1910	1911	1912	Totals.
Ontario .....	769 18.9	958 23.4	798 19.5	805 19.6	860 20.9	885 21.4	849 20.5	876 21.1	843 20.5	808 19.5	8,451 20.5
Oxford .....	964 19.7	976 19.9	1,001 20.4	975 19.8	986 20.0	994 20.1	997 20.1	973 19.6	956 19.5	974 20.4	9,766 19.9
Parry Sound .....	766 30.5	771 30.6	657 26.0	814 32.2	759 29.8	855 33.6	675 26.4	691 27.0	790 29.7	675 26.0	7,453 29.1
Peel .....	377 17.4	328 15.1	377 17.3	384 17.6	381 17.4	446 20.3	427 19.4	426 19.3	414 18.7	418 18.8	3,978 18.1
Perth.....	978 19.4	1,034 20.5	1,033 20.4	1,054 20.8	1,029 20.2	1,004 19.7	1,029 20.1	972 19.0	947 19.2	963 19.6	10,048 19.8
Peterborough .....	788 21.7	891 24.4	850 23.3	870 23.7	870 23.7	986 26.8	866 23.4	930 25.1	925 22.2	977 23.0	8,953 23.7
Prescott and Russell .....	1,824 38.3	1,775 37.1	1,950 40.7	1,819 37.9	1,733 36.0	1,881 38.9	1,760 36.3	1,842 37.0	1,767 34.1	1,659 31.6	18,010 36.7
Prince Edward .....	267 14.8	270 14.9	296 16.3	315 17.3	321 17.6	328 17.9	326 17.8	319 17.4	332 19.3	290 16.8	3,064 17.0
Rainy River .....	327 19.7	343 20.6	356 21.4	382 22.9	441 26.3	457 27.2	240 14.2	234 13.8	215 21.3	254 28.1	3,249 21.5
Renfrew .....	1,427 26.8	1,465 27.5	1,508 28.2	1,381 25.8	1,391 25.9	1,471 27.3	1,291 23.9	1,227 22.7	1,223 23.5	1,179 22.9	13,563 25.4
Simcoe.....	1,873 22.6	1,937 23.3	1,986 23.8	1,957 23.2	2,032 24.6	2,115 25.2	1,981 23.5	1,851 21.9	1,873 22.0	1,804 21.0	19,409 23.1
Stormont, Dundas and Glengarry	1,513 21.8	1,581 22.7	1,531 21.9	1,469 21.0	1,465 20.9	1,497 21.2	1,460 20.7	1,237 17.5	1,330 20.7	1,135 17.7	14,223 20.6
Sudbury.....	.....	.....	.....	.....	.....	.....	836	665	818	779	3,098
Thunder Bay .....	379 30.0	493 38.9	501 39.4	638 50.1	784 61.4	962 75.2	871 67.6	1,083 84.1	1,241 31.7	1,353 33.0	8,305 51.1
Victoria .....	711 22.1	648 20.0	685 21.2	727 22.4	686 21.1	774 23.7	661 20.2	691 21.0	584 19.3	648 20.9	6,815 21.1
Waterloo.....	1,148 21.6	1,190 22.4	1,327 24.9	1,250 23.4	1,325 24.7	1,612 30.0	1,347 25.0	1,430 26.5	1,429 22.8	1,515 23.3	13,573 24.4
Welland .....	676 21.2	661 20.7	728 22.7	749 23.3	738 22.8	857 26.6	780 24.1	917 28.3	942 22.3	1,044 24.1	8,092 23.6
Wellington.....	1,054 18.8	1,086 19.3	1,065 18.9	1,076 19.0	1,099 19.4	1,134 19.9	1,111 19.5	1,108 19.4	1,100 20.1	1,085 19.9	10,918 19.4
Wentworth.....	1,603 20.0	1,752 21.8	1,965 24.4	2,007 24.9	2,280 28.2	2,556 31.5	2,336 28.7	2,622 32.1	2,663 23.8	3,149 26.9	22,933 26.2
York .....	6,508 23.7	6,852 24.9	7,572 27.4	7,908 28.6	8,721 31.4	10,421 37.4	9,765 35.0	10,532 37.6	11,743 26.4	12,573 26.1	92,595 29.8

TABLE No. 5.—Showing the number of marriages registered and marriage rate per 1,000 of census population in each County of the Province for each of the ten years (1903-1912), inclusive.

Counties.	1903	1904	1905	1906	1907	1908	1909	1910	1911	1912	Totals.
Totals.....	19,830 9.0	19,789 8.9	20,426 9.2	19,846 8.9	21,915 9.8	21,058 9.0	22,366 10.0	24,036 10.7	25,807 10.2	28,845 11.1	223,918 9.6
Algoma .....	477 10.4	401 8.7	464 10.1	387 8.4	482 10.4	475 10.2	382 9.2	302 6.4	340 8.0	403 9.0	4,113 9.0
Brant .....	340 8.8	271 7.0	314 8.0	330 8.5	359 9.2	329 8.4	325 8.3	385 9.0	414 9.0	467 9.9	3,534 8.6
Bruce .....	460 7.7	417 7.0	389 6.5	374 6.2	369 6.1	299 4.9	355 5.8	352 5.8	311 6.2	344 6.9	3,670 6.3
Carleton .....	833 8.5	831 8.4	939 9.5	812 8.2	959 9.7	925 9.3	941 9.4	1,047 10.5	1,123 9.6	1,221 10.2	9,631 9.3
Dufferin .....	190 8.9	160 7.5	141 6.6	142 6.6	134 5.1	140 6.5	119 5.5	134 5.2	142 8.0	130 7.4	1,432 6.7
Elgin.....	360 8.2	353 8.0	369 8.3	315 7.1	341 7.6	396 8.9	352 7.8	334 7.4	342 7.7	368 8.2	3,530 7.9
Essex .....	1,675 28.4	1,595 27.0	1,911 32.2	1,843 31.0	2,168 36.2	2,120 35.8	2,508 41.9	2,836 47.8	3,426 50.7	4,149 60.2	24,231 39.1
Frontenac .....	370 8.2	349 7.5	324 7.1	307 6.8	356 7.8	326 7.3	366 8.0	364 7.9	381 8.9	427 10.2	3,570 7.9
Grey .....	543 7.7	546 7.7	542 7.7	476 6.7	492 6.8	412 5.8	432 6.0	468 6.5	460 7.1	496 7.5	4,867 6.9
Haldimand .....	188 8.7	189 8.8	182 8.4	127 5.8	151 6.9	174 8.0	136 6.2	149 6.8	130 6.0	146 6.7	1,572 7.2
Haliburton .....	42 6.3	50 7.5	27 4.0	41 6.6	32 4.7	37 5.5	26 3.8	30 4.4	31 4.9	22 3.9	338 5.1
Halton .....	116 5.8	134 6.8	147 7.4	132 6.1	134 6.7	118 5.9	134 6.7	130 6.4	132 5.9	160 7.1	1,337 6.5
Hastings .....	509 8.5	461 7.7	466 7.7	448 7.4	493 8.1	486 8.0	469 7.7	430 7.0	439 7.8	470 8.4	4,671 7.8
Huron .....	434 6.9	428 6.8	429 6.8	411 6.5	423 6.7	376 5.9	358 5.6	398 6.2	364 6.8	348 6.6	3,969 6.4
Kenora .....							72	69	72	54	267
									3.9	3.0	3.4
Kent .....	485 8.3	453 7.8	403 6.9	437 7.5	402 6.9	425 7.2	408 6.9	454 7.7	459 8.1	475 8.4	4,401 7.5
Lambton .....	462 8.1	479 8.3	485 8.4	466 8.1	509 8.8	483 8.3	466 8.0	486 8.3	523 10.1	518 10.2	4,877 8.6
Lanark .....	263 7.0	274 7.2	260 6.9	260 6.8	249 6.5	223 5.8	219 5.8	274 7.0	264 7.6	245 7.1	2,531 6.7
Leeds and Grenville .....	447 7.5	452 7.6	449 7.5	428 7.1	437 7.3	433 7.1	437 7.2	452 7.4	426 7.8	498 9.1	4,459 7.5
Lennox and Addington.....	180 7.6	186 7.8	180 7.6	157 6.6	156 6.5	173 7.2	169 7.0	143 5.0	169 8.2	154 7.0	1,667 7.0
Lincoln .....	223 7.2	232 7.5	237 7.6	240 7.7	236 7.5	231 7.4	290 9.2	294 9.3	332 9.3	348 9.7	2,663 8.2
Manitoulin .....							67	69	57	56	249
									5.1	5.2	5.1
Middlesex .....	817 8.7	804 8.5	799 8.5	793 8.4	863 9.1	781 8.2	745 7.8	813 8.5	834 8.5	928 9.4	8,177 8.5
Muskoka .....	166 7.8	183 8.6	172 8.1	173 8.1	167 7.8	150 7.0	133 6.2	134 6.4	132 6.2	160 7.5	1,570 7.3
Nipissing .....	292 10.8	259 9.5	312 11.5	321 11.8	455 16.7	378 13.8	344 12.5	423 15.4	428 7.2	473 7.5	3,685 11.6
Norfolk .....	233 7.9	213 7.2	212 7.2	203 6.8	232 7.7	208 6.9	193 6.4	226 7.5	183 6.7	193 7.1	2,096 7.1
Northumberland and Durham....	422 6.7	454 7.2	453 7.2	451 7.1	449 7.1	395 6.2	401 6.3	415 6.5	404 6.8	390 6.5	4,234 6.7

TABLE No. 5—*Concluded.*

Counties.	1903	1904	1905	1906	1907	1908	1909	1910	1911	1912	Totals.
Ontario .....	305 7.4	290 7.1	262 6.4	287 6.9	250 6.0	261 6.3	263 6.3	234 6.3	269 6.5	277 6.7	2,728 6.5
Oxford .....	367 7.5	362 7.4	370 7.5	303 6.1	391 7.7	332 6.7	372 7.5	336 6.7	352 7.4	382 8.0	3,557 7.2
Parry Sound .....	177 7.0	156 6.1	171 6.7	203 8.0	225 8.0	193 7.5	174 6.8	160 6.2	194 7.3	167 6.4	1,820 7.0
Peel .....	153 7.0	165 7.6	144 6.6	144 6.6	129 5.8	153 6.9	163 7.4	196 6.1	133 6.0	142 6.0	1,462 6.6
Perth .....	385 7.6	386 7.6	406 8.0	402 7.9	394 7.7	349 6.8	349 6.8	337 6.5	369 7.5	403 8.2	3,780 7.4
Peterborough .....	330 9.0	337 9.2	319 8.7	323 8.8	303 8.0	294 7.9	334 9.5	315 8.5	346 8.2	377 8.8	3,278 8.6
Prescott and Russell .....	375 7.8	358 7.4	375 7.8	326 6.7	402 8.3	333 6.9	349 7.2	348 7.1	350 6.7	336 6.4	3,552 7.2
Prince Edward .....	144 8.0	124 6.8	131 7.2	134 7.3	147 8.0	139 7.6	123 6.7	122 6.6	116 6.7	116 6.7	1,296 7.1
Rainy River .....	92 5.5	111 6.6	132 7.9	144 8.6	161 9.6	196 11.6	81 4.8	91 5.4	74 7.3	96 9.3	1,178 7.6
Renfrew .....	403 7.5	400 7.5	382 7.1	374 6.9	384 7.8	370 6.8	371 6.8	369 6.8	318 6.1	360 7.0	3,731 6.9
Simcoe .....	680 8.2	660 7.9	660 7.9	626 7.5	671 8.0	574 6.8	580 6.8	630 7.4	635 7.4	647 7.5	6,363 7.5
Stormont, Dundas and Glengarry	493 7.1	470 6.6	485 6.9	448 6.4	487 6.9	436 6.2	467 6.6	388 5.4	331 5.1	366 5.7	4,371 6.2
Sudbury .....							181	163	122	183	649
									2.4	4.6	4.0
Thunder Bay .....	159 12.5	198 15.5	196 15.4	212 16.6	276 21.6	305 23.8	354 27.5	386 30.0	418 10.6	461 11.2	2,965 18.4
Victoria .....	224 6.9	301 9.3	218 6.7	237 7.0	211 6.4	183 5.6	240 7.3	217 6.6	199 6.5	213 6.8	2,243 6.9
Waterloo .....	454 8.5	451 8.4	422 7.9	418 7.8	482 8.9	463 8.6	437 8.1	482 8.9	486 7.7	576 8.8	4,671 8.3
Welland .....	342 10.7	354 11.1	369 11.5	378 11.8	404 12.5	767 23.7	1,091 33.7	1,375 42.4	1,524 36.1	1,840 42.5	8,444 23.6
Wellington .....	451 8.0	412 7.3	407 7.2	392 6.9	416 7.3	431 7.5	378 6.6	426 7.4	378 6.9	378 6.9	4,069 7.2
Wentworth.....	725 9.0	772 9.6	840 10.4	850 10.5	951 11.7	887 10.9	919 11.3	1,075 13.1	1,271 11.3	1,464 12.5	9,754 11.0
York .....	3,044 11.0	3,308 12.0	3,531 12.8	3,571 12.1	4,193 15.1	3,899 14.0	4,293 15.8	4,805 17.1	5,604 12.6	6,418 13.3	42,666 13.5

TABLE No. 6.—Showing the number of Deaths registered and Death rate per 1,000 of census population in each County of the Province for each of the ten years (1903-1912), inclusive.

Counties.	1903	1904	1905	1906	1907	1908	1909	1910	1911	1912	Totals.
Totals .....	29,664 13.4	31,290 14.1	31,371 14.2	32,782 14.8	33,502 15.0	32,714 14.6	32,628 14.6	33,539 14.9	34,341 13.6	*32,150 12.4	323,981 13.9
Algoma .....	569 12.4	541 11.8	620 13.5	651 14.1	566 12.2	596 12.8	413 8.8	490 10.5	461 10.9	470 10.6	5,377 11.7
Brant .....	442 11.5	513 13.3	498 12.9	455 11.7	588 15.4	546 14.0	536 13.8	551 14.0	565 12.3	567 12.1	5,261 13.1
Bruce .....	713 12.0	735 12.3	742 12.4	796 13.3	776 12.9	718 11.9	706 11.6	650 10.7	648 12.9	621 12.5	7,105 12.2
Carleton .....	1,700 17.4	1,627 16.6	1,734 17.6	1,719 17.2	1,811 18.3	1,830 18.5	1,773 17.8	1,917 19.2	2,147 18.4	1,933 16.3	18,191 17.7
Dufferin .....	242 11.4	269 12.6	263 12.3	287 13.4	256 11.9	218 10.1	207 9.6	219 10.1	185 10.4	166 6.6	2,312 10.8
Elgin .....	480 10.9	586 13.3	489 11.0	575 13.0	550 12.4	562 12.6	527 11.8	488 10.9	505 11.3	539 12.1	5,301 11.9
Essex .....	767 13.0	784 13.2	727 12.2	893 15.0	774 13.0	849 14.2	830 13.8	800 13.3	861 13.0	808 11.7	8,113 13.2
Frontenac .....	724 16.1	640 14.2	643 14.2	691 15.3	706 15.5	611 13.4	605 13.2	697 15.2	672 15.7	705 16.8	6,694 14.9
Grey .....	801 11.4	880 11.1	885 12.5	830 11.7	837 11.8	770 10.8	795 11.1	711 9.9	643 11.2	736 11.2	7,990 11.2
Haldimand .....	210 9.8	266 12.4	245 11.4	267 12.4	240 11.1	211 9.7	226 10.4	228 10.4	276 12.8	229 10.6	2,398 11.1
Haliburton .....	80 12.1	81 12.2	74 11.1	77 11.5	84 12.5	78 11.6	80 12.0	68 10.1	74 11.7	62 10.9	758 11.5
Halton ..	230 11.6	273 13.8	264 13.3	309 15.5	263 13.2	258 12.9	249 12.4	254 12.6	258 11.6	229 10.2	2,587 12.7
Hastings .....	710 11.8	728 12.1	730 12.1	718 11.9	851 14.1	771 12.7	731 12.0	760 12.8	806 14.4	709 12.7	7,534 12.6
Huron .....	691 11.1	710 11.3	692 11.0	743 11.7	726 11.5	705 11.1	720 11.3	627 9.8	673 12.7	600 11.2	6,887 11.2
Kenora .....	.....	.....	.....	.....	.....	.....	136	114	116	146	512
								6.4	8.4	7.4	
Kent .....	672 11.6	742 12.8	746 12.8	777 13.3	801 14.5	735 12.5	705 12.0	733 12.4	787 14.0	608 10.4	7,306 12.6
Lambton .....	695 12.1	704 12.3	742 12.6	782 13.6	770 13.3	702 12.1	647 11.1	588 10.1	639 12.4	611 12.0	6,880 12.1
Lanark .....	446 11.8	510 13.5	516 13.7	466 12.3	480 12.8	484 12.7	435 11.4	479 12.2	434 12.6	498 12.4	4,678 12.5
Leeds and Grenville .....	897 15.1	906 15.2	892 14.9	843 13.2	877 14.6	742 12.3	785 12.1	798 13.1	764 14.0	896 16.5	8,400 14.1
Lennox and Addington .....	268 11.4	263 11.1	289 12.2	305 12.8	308 12.1	267 11.2	263 11.0	316 13.2	264 12.9	229 10.4	2,773 11.8
Lincoln .....	390 12.6	488 15.8	472 15.2	492 15.8	450 14.4	424 13.6	505 16.0	482 15.3	459 12.9	460 12.8	4,622 14.4
Manitoulin .....	.....	.....	.....	.....	.....	.....	90	67	72	69	298
								6.5	6.5	6.3	6.4
Middlesex .....	1,285 13.7	1,427 15.2	1,357 14.4	1,348 14.3	1,365 14.4	1,323 13.9	1,260 13.2	1,348 14.1	1,313 13.5	1,191 12.1	13,237 13.8
Muskoka .....	250 11.8	281 13.2	334 15.7	294 13.8	238 11.1	275 12.8	279 13.0	257 11.9	243 11.4	209 9.9	2,660 12.4
Nipissing .....	479 17.7	502 18.6	640 23.6	775 28.5	845 31.0	772 28.3	758 27.7	812 29.5	730 12.3	618 9.8	6,931 22.7
Norfolk .....	342 11.6	421 14.3	366 12.4	372 12.5	348 11.7	385 12.9	363 12.1	368 12.3	343 12.6	330 12.1	3,628 12.4
Northumberland and Durham.....	856 13.7	842 13.4	816 13.0	813 12.9	869 13.7	827 13.0	765 12.0	861 13.5	757 12.7	739 12.4	8,145 13.0

\* Still-births excluded.

TABLE No. 6—*Concluded.*

Counties.	1903	1904	1905	1906	1907	1908	1909	1910	1911	1912	Totals.
Ontario .....	495 12.1	526 12.9	499 12.2	529 12.9	507 12.3	556 13.5	571 13.8	617 14.8	559 13.6	494 11.9	5,353 13.0
Oxford .....	649 13.3	714 14.6	726 14.8	783 15.9	714 14.5	582 10.7	566 11.4	565 11.3	629 13.2	582 12.2	6,510 13.1
Parry Sound .....	260 10.3	311 12.3	299 11.8	382 15.1	355 14.0	305 11.9	268 10.5	252 9.8	316 11.9	272 11.9	3,020 11.8
Peel .....	268 12.3	288 13.2	306 14.0	261 11.9	270 12.3	253 11.5	271 12.3	278 12.6	271 12.2	230 10.3	2,696 12.2
Perth.....	620 12.3	550 8.9	526 10.4	570 11.2	569 11.2	573 15.3	558 10.9	524 10.2	514 10.4	520 10.6	5,524 10.7
Peterborough .....	539 14.8	552 15.1	489 13.4	518 14.1	507 13.8	517 14.0	539 14.6	569 15.3	606 14.5	470 11.0	5,308 14.0
Prescott and Russell .....	784 16.4	704 14.7	758 15.8	713 14.8	811 16.8	739 15.3	764 15.7	692 14.2	771 14.8	613 11.6	7,349 15.0
Prince Edward .....	289 13.2	231 12.6	243 13.4	244 13.4	268 14.7	281 15.4	262 14.3	278 15.1	244 14.2	236 13.7	2,526 14.0
Rainy River .....	131 7.9	180 10.8	187 11.2	306 18.3	383 22.8	422 25.1	83 4.9	96 5.6	111 11.0	79 7.6	1,978 12.5
Renfrew .....	639 12.0	644 12.1	726 13.6	673 12.5	644 12.0	585 10.8	591 10.9	565 10.4	629 12.1	603 11.7	6,308 11.8
Simcoe .....	1,034 12.4	1,057 12.7	1,118 13.4	1,252 15.0	1,113 13.3	1,089 12.9	1,159 13.7	1,083 12.8	1,156 13.5	1,042 12.1	11,103 13.2
Stormont, Dundas and Glengarry	794 11.4	952 13.6	912 13.0	901 12.8	950 13.5	893 12.7	863 12.2	803 11.3	908 14.1	804 12.5	8,780 12.7
Sudbury.....							359	405	362	423	1,549
									10.3	10.7	10.5
Thunder Bay.....	253 20.0	329 25.0	267 21.0	564 44.3	485 37.9	557 43.5	480 34.7	600 46.6	523 13.3	494 12.0	4,552 30.2
Victoria .....	403 12.5	391 12.1	393 12.1	372 11.4	449 13.8	406 12.4	352 10.7	377 11.5	370 12.2	338 10.8	3,851 11.9
Waterloo .....	599 11.3	613 11.5	635 11.9	682 12.7	681 12.7	664 12.1	693 12.8	793 14.7	736 11.7	661 10.1	6,757 12.1
Welland .....	451 14.1	502 15.7	499 15.6	484 15.1	521 16.2	518 16.0	470 14.5	575 17.7	522 12.3	499 11.0	5,041 15.1
Wellington.....	708 12.6	755 13.4	701 12.4	746 13.2	684 12.0	674 11.8	721 12.6	668 11.7	720 13.2	681 12.5	7,038 12.5
Wentworth.....	1,172 14.6	1,341 16.7	1,318 16.4	1,388 17.2	1,419 17.5	1,511 18.5	1,467 18.0	1,579 19.3	1,606 14.3	1,654 14.1	14,455 16.6
York .....	4,687 17.0	4,931 17.9	4,993 18.1	5,136 14.9	5,793 20.8	5,930 21.3	6,202 22.2	6,517 23.3	6,973 15.6	6,545 13.6	57,707 18.6

TABLE No. 7.  
Recapitulation of Causes of Death by Classes of Diseases in Counties, 1912.

Causes of Death by Classes of Diseases.	Ages.											Sex.		Months.																			
	Total.	Under 0-1.	1.	2.	3.	4.	5-9.	10-14.	15-19.	20-29.	30-39.	40-49.	50-59.	60-69.	70-79.	80 and over.	Not stated.	Male.	Female.	Not stated.	January.	February.	March.	April.	May.	June.	July.	August.	September.	October.	November.	December.	
		6,494	556	237	132	105	90	286	161	308	932	900	816	926	965	778	193				112	3,796	3,701	12	2,910	2,756	3,062	2,892	2,740	2,355	2,610	2,607	2,605
Grand Total .....	32,150	7,497	3,034	3,960	3,152	2,784	1,305	406	198	27	217	3,235	3,646	1,831	858	2,588	1,489	17,432	14,706	12	2,910	2,756	3,062	2,892	2,740	2,355	2,610	2,607	2,605	2,345	2,390	2,678	
I. General diseases .....	7,497	556	237	132	105	90	286	161	308	932	900	816	926	965	778	193	112	3,796	3,701	12	2,910	2,756	3,062	2,892	2,740	2,355	2,610	2,607	2,605	2,345	2,390	2,678	
II. Diseases of the nervous system and of the organs of special sense .....	3,034	471	103	55	38	21	70	43	50	120	135	206	312	497	554	316	43	1,617	1,417	...	282	263	273	269	246	259	269	206	231	230	244	262	
III. Diseases of the circulatory system .....	3,960	7	7	4	3	1	25	29	30	131	184	239	475	965	1192	558	60	2,300	1,760	...	390	324	347	389	355	313	298	300	260	321	287	376	
IV. Diseases of the respiratory system .....	3,152	673	237	68	38	24	55	94	50	175	169	217	263	365	491	267	36	1,725	1,427	...	367	421	459	362	382	183	140	102	131	184	223	298	
V. Diseases of the digestive system .....	2,784	1,236	209	45	20	16	66	49	83	113	146	147	156	233	187	58	20	1,530	1,254	...	179	141	203	167	177	130	295	410	470	295	165	152	
VI. Non-venereal diseases of the genito-urinary system and adnexa .....	1,305	20	4	3	7	1	13	16	21	66	108	129	207	277	297	116	20	762	543	...	101	115	115	131	105	123	101	89	87	95	125	118	
VII. The puerperal state .....	406	.....	.....	.....	.....	.....	.....	.....	33	141	180	42	1	.....	.....	.....	.....	.....	406	.....	.....	25	43	40	44	33	29	38	31	29	21	37	36
VIII. Diseases of the skin and cellular tissue .....	198	16	4	1	.....	.....	7	3	1	19	12	10	15	25	38	41	6	114	84	.....	17	23	23	21	21	12	21	9	11	11	17	12	
IX. Diseases of the bones and of the organs of locomotion .....	27	2	.....	1	.....	1	2	3	4	2	2	2	3	4	1	.....	.....	.....	14	13	.....	1	4	3	2	4	4	1	1	2	2	1	
X. Malformations .....	217	217	.....	.....	.....	.....	.....	.....	.....	.....	.....	.....	.....	.....	.....	.....	.....	100	117	.....	22	15	21	13	17	17	15	20	27	16	15	19	
XI. Diseases of early infancy .....	3,235	3,235	.....	.....	.....	.....	.....	.....	.....	.....	.....	.....	.....	.....	.....	.....	.....	1,809	1,414	12	238	260	307	264	305	237	266	291	294	257	238	258	
XII. Old age .....	3,646	.....	.....	.....	.....	.....	.....	.....	.....	.....	.....	.....	.....	.....	.....	.....	.....	.....	.....	.....	404	345	380	328	272	235	280	247	264	277	272	342	
XIII. Affections produced by external causes .....	1,831	29	44	46	23	28	81	60	87	317	278	212	190	137	97	91	111	1,429	402	.....	133	92	113	136	156	165	230	185	164	171	139	147	
XIV. Ill-defined diseases .....	858	32	70	19	21	10	34	18	31	100	92	92	120	137	27	14	41	457	401	.....	74	69	99	92	67	53	65	63	73	71	57	76	
Still-Births(not incl. in totals) ..	2,588	2,588	.....	.....	.....	.....	.....	.....	.....	.....	.....	.....	.....	.....	.....	.....	.....	1,489	999	100	232	198	229	240	229	215	198	233	214	183	212	205	

TABLE No. 8.  
Recapitulation of Causes of Death by Classes of Diseases in Cities, 1912.

Causes of Death by Classes of Diseases.	Ages.												Sex.		Months.																		
	Total.	Under 0-1.	1.	2.	3.	4.	5-9.	10-14.	15-19.	20-29.	30-39.	40-49.	50-59.	60-69.	70-79.	80 and over.	Not stated.	Male.	Female.	Not stated.	January.	February.	March.	April.	May.	June.	July.	August.	September.	October.	November.	December.	
		1,252	3,194	427	167	107	89	247	154	336	965	893	924	1,120	1,340	1,543	953	67	6,710	5,812	4	1,059	1,006	1,154	1,146	1,052	856	1,061	1,115	1,074	1,000	934	1,069
Grand Total .....	1,252	3,194	427	167	107	89	247	154	336	965	893	924	1,120	1,340	1,543	953	67	6,710	5,812	4	1,059	1,006	1,154	1,146	1,052	856	1,061	1,115	1,074	1,000	934	1,069	
I. General diseases .....	2,977	280	106	58	49	48	125	66	128	390	377	339	388	339	245	53	14	1,501	1,476	..	279	242	286	255	265	230	211	285	241	235	227	241	
II. Diseases of the nervous system and the organs of special sense .....	1,149	256	48	29	14	6	23	10	21	55	54	78	116	183	182	98	6	620	529	..	113	85	93	103	109	93	98	83	90	8	97	98	
III. Diseases of the circulatory system .....	1,521	3	4	3	1	1	11	16	18	75	98	134	224	365	391	165	12	801	720	..	156	123	138	159	129	107	118	110	93	120	113	155	
IV. Diseases of the respiratory system .....	1,426	356	124	40	16	11	19	7	25	96	85	114	116	167	188	86	6	803	623	..	142	163	195	179	125	77	72	50	73	83	104	163	
V. Diseases of the digestive system .....	1,419	772	110	18	12	6	20	14	32	55	75	70	69	92	58	14	2	757	662	..	65	75	82	89	85	64	178	246	246	142	77	70	
VI. Non-venereal diseases of the genitourinary system and anexa .....	506	10	1	2	2	.....	6	7	7	32	48	65	103	96	92	33	2	284	222	..	37	44	40	56	36	49	38	37	30	46	6	37	
VII. The puerperal state .....	184	.....	.....	.....	.....	.....	.....	10	67	93	14	.....	.....	.....	.....	.....	.....	.....	.....	.....	.....	.....	.....	.....	.....	.....	.....	.....	.....	.....	.....	.....	.....
VIII. Diseases of the skin and cellular tissue .....	85	10	2	1	.....	.....	2	2	1	11	9	7	7	14	11	8	..	51	34	..	6	5	10	11	10	6	9	4	7	4	5	8	
IX. Diseases of the bones and of the organs of locomotion .....	15	1	.....	.....	.....	.....	1	2	1	2	2	2	3	.....	.....	.....	.....	10	5	.....	2	2	1	2	1	2	1	1	1	2	1	1	
X. Malformations .....	92	92	.....	.....	.....	.....	.....	.....	.....	.....	.....	.....	.....	.....	.....	.....	.....	42	50	..	6	6	10	6	6	6	9	8	12	6	9	8	
XI. Diseases of early infancy .....	1,439	1,439	.....	.....	.....	.....	.....	.....	.....	.....	.....	.....	.....	.....	.....	.....	.....	826	-609	4	100	119	132	127	137	92	140	149	118	109	93	123	
XII. Old age .....	834	.....	.....	.....	.....	.....	.....	.....	.....	.....	.....	.....	.....	.....	.....	.....	.....	.....	.....	.....	.....	.....	.....	.....	.....	.....	.....	.....	.....	.....	.....	.....	.....
XIII. Affections produced by external causes .....	680	11	11	15	9	15	31	20	33	133	109	83	65	61	35	33	16	524	456	..	87	76	108	74	49	55	65	55	63	73	55	74	
XIV. Ill-defined diseases .....	189	14	19	1	4	1	8	1	2	23	22	23	29	31	4	.....	7	113	76	..	13	15	11	25	14	9	14	12	19	19	15	23	
Still-Births (not included in totals) .....	1,252	.....	.....	.....	.....	.....	.....	.....	.....	.....	.....	.....	.....	.....	.....	.....	.....	789	440	23	120	85	114	109	92	112	102	120	94	105	104	95	







No. 10,

Diseases in each County, 1912.

County	000	146	608	611	428	896	229	460	69	1, 191	209	618	330	739	494	582	272	230	520	470	613	236	79	603	1,042	804	423	494	338	661	499	681	1,654	6,545	Numbers.																									
Huron.	148	2	2	9	16	6	9	1	6	10	1	25	7	8	9	5	9	2	6	3	1	1	1	2	11	9	15	23	3	8	10	2	13	61	1																									
Kenora.	38	2	2	2	2	2	2	2	2	2	2	2	2	2	2	2	2	2	2	2	2	2	2	2	2	2	2	2	2	2	2	2	2	2	2	2																								
Kent.	135	2	2	2	2	2	2	2	2	2	2	2	2	2	2	2	2	2	2	2	2	2	2	2	2	2	2	2	2	2	2	2	2	2	2	2																								
Lambton.	136	2	2	2	2	2	2	2	2	2	2	2	2	2	2	2	2	2	2	2	2	2	2	2	2	2	2	2	2	2	2	2	2	2	2	2																								
Lanark.	96	2	2	2	2	2	2	2	2	2	2	2	2	2	2	2	2	2	2	2	2	2	2	2	2	2	2	2	2	2	2	2	2	2	2	2																								
Leeds and Grenville.	222	2	2	2	2	2	2	2	2	2	2	2	2	2	2	2	2	2	2	2	2	2	2	2	2	2	2	2	2	2	2	2	2	2	2	2																								
Lennox and Addington.	229	2	2	2	2	2	2	2	2	2	2	2	2	2	2	2	2	2	2	2	2	2	2	2	2	2	2	2	2	2	2	2	2	2	2	2																								
Lincoln.	460	2	2	2	2	2	2	2	2	2	2	2	2	2	2	2	2	2	2	2	2	2	2	2	2	2	2	2	2	2	2	2	2	2	2	2																								
Manitoulin.	69	2	2	2	2	2	2	2	2	2	2	2	2	2	2	2	2	2	2	2	2	2	2	2	2	2	2	2	2	2	2	2	2	2	2	2																								
Middlesex.	1, 191	2	2	2	2	2	2	2	2	2	2	2	2	2	2	2	2	2	2	2	2	2	2	2	2	2	2	2	2	2	2	2	2	2	2	2	2																							
Muskoka.	209	2	2	2	2	2	2	2	2	2	2	2	2	2	2	2	2	2	2	2	2	2	2	2	2	2	2	2	2	2	2	2	2	2	2	2	2																							
Nipissing.	618	2	2	2	2	2	2	2	2	2	2	2	2	2	2	2	2	2	2	2	2	2	2	2	2	2	2	2	2	2	2	2	2	2	2	2	2																							
Norfolk.	330	2	2	2	2	2	2	2	2	2	2	2	2	2	2	2	2	2	2	2	2	2	2	2	2	2	2	2	2	2	2	2	2	2	2	2	2																							
Northumberland and Durham.	739	2	2	2	2	2	2	2	2	2	2	2	2	2	2	2	2	2	2	2	2	2	2	2	2	2	2	2	2	2	2	2	2	2	2	2	2																							
Ontario.	494	2	2	2	2	2	2	2	2	2	2	2	2	2	2	2	2	2	2	2	2	2	2	2	2	2	2	2	2	2	2	2	2	2	2	2	2																							
Oxford.	582	2	2	2	2	2	2	2	2	2	2	2	2	2	2	2	2	2	2	2	2	2	2	2	2	2	2	2	2	2	2	2	2	2	2	2	2																							
Parry Sound.	272	2	2	2	2	2	2	2	2	2	2	2	2	2	2	2	2	2	2	2	2	2	2	2	2	2	2	2	2	2	2	2	2	2	2	2	2																							
Peel.	230	2	2	2	2	2	2	2	2	2	2	2	2	2	2	2	2	2	2	2	2	2	2	2	2	2	2	2	2	2	2	2	2	2	2	2	2																							
Perth.	520	2	2	2	2	2	2	2	2	2	2	2	2	2	2	2	2	2	2	2	2	2	2	2	2	2	2	2	2	2	2	2	2	2	2	2	2																							
Peterborough.	470	2	2	2	2	2	2	2	2	2	2	2	2	2	2	2	2	2	2	2	2	2	2	2	2	2	2	2	2	2	2	2	2	2	2	2	2																							
Prescott and Russell.	613	2	2	2	2	2	2	2	2	2	2	2	2	2	2	2	2	2	2	2	2	2	2	2	2	2	2	2	2	2	2	2	2	2	2	2	2																							
Prince Edward.	236	2	2	2	2	2	2	2	2	2	2	2	2	2	2	2	2	2	2	2	2	2	2	2	2	2	2	2	2	2	2	2	2	2	2	2	2																							
Rainy River.	79	2	2	2	2	2	2	2	2	2	2	2	2	2	2	2	2	2	2	2	2	2	2	2	2	2	2	2	2	2	2	2	2	2	2	2	2																							
Renfrew.	603	2	2	2	2	2	2	2	2	2	2	2	2	2	2	2	2	2	2	2	2	2	2	2	2	2	2	2	2	2	2	2	2	2	2	2	2																							
Simcoe.	1,042	2	2	2	2	2	2	2	2	2	2	2	2	2	2	2	2	2	2	2	2	2	2	2	2	2	2	2	2	2	2	2	2	2	2	2	2																							
Stormont, Dundas and Glengarry.	804	2	2	2	2	2	2	2	2	2	2	2	2	2	2	2	2	2	2	2	2	2	2	2	2	2	2	2	2	2	2	2	2	2	2	2	2																							
Sudbury.	423	2	2	2	2	2	2	2	2	2	2	2	2	2	2	2	2	2	2	2	2	2	2	2	2	2	2	2	2	2	2	2	2	2	2	2	2																							
Thunder Bay.	494	2	2	2	2	2	2	2	2	2	2	2	2	2	2	2	2	2	2	2	2	2	2	2	2	2	2	2	2	2	2	2	2	2	2	2	2																							
Victoria.	338	2	2	2	2	2	2	2	2	2	2	2	2	2	2	2	2	2	2	2	2	2	2	2	2	2	2	2	2	2	2	2	2	2	2	2	2																							
Waterloo.	661	2	2	2	2	2	2	2	2	2	2	2	2	2	2	2	2	2	2	2	2	2	2	2	2	2	2	2	2	2	2	2	2	2	2	2	2																							
Welland.	499	2	2	2	2	2	2	2	2	2	2	2	2	2	2	2	2	2	2	2	2	2	2	2	2	2	2	2	2	2	2	2	2	2	2	2	2																							
Wellington.	681	2	2	2	2	2	2	2	2	2	2	2	2	2	2	2	2	2	2	2	2	2	2	2	2	2	2	2	2	2	2	2	2	2	2	2	2																							
Wentworth.	1,654	2	2	2	2	2	2	2	2	2	2	2	2	2	2	2	2	2	2	2	2	2	2	2	2	2	2	2	2	2	2	2	2	2	2	2	2																							
York.	6,545	2	2	2	2	2	2	2	2	2	2	2	2	2	2	2	2	2	2	2	2	2	2	2	2	2	2	2	2	2	2	2	2	2	2	2	2	2																						
Numbers.		1	2	4	5	6	7	8	9	10	11	12	13	14	15	16	17	18	19	20	21	22	23	24	25	26	27	28	29	30	31	32	33	34	35	36	37	38	39	40	41	42	43	44	45	46	47	48	49	50	51	52	53	54	55	56	57	58	59	60



No. 10.—Continued. Diseases in each County, 1912—Continued.

Table with columns for various counties (e.g., Huron, Kenora, Kent, Lambton, Lanark, Leeds and Grenville, Lennox and Addington, Lincoln, Manitoulin, Middlesex, Muskoka, Nipissing, Norfolk, Northumberland and Durham, Ontario, Oxford, Farry Sound, Peel, Perth, Peterborough, Prescott and Russell, Prince Edward, Rainy River, Renfrew, Simcoe, Stormont, Dundas and Glengarry, Sudbury, Thunder Bay, Victoria, Waterloo, Welland, Wellington, Wentworth, York) and rows of numerical data. Includes a 'Numbers' column at the bottom right.

TABLE  
Showing Total Deaths by Individual

CAUSES OF DEATH.	Total.													
		Alghama.	Brant.	Bruce.	Carleton.	Dufferin.	Elgin.	Essex.	Frontenac.	Grey.	Haldimand.	Haliburton.	Halton.	Hastings.
<b>V.—DISEASES OF THE DIGESTIVE SYSTEM—CON.</b>														
112. Hydatid tumor of the Liver.....	1													
113. Cirrhosis of the Liver .....	103			2	2	2	1	1	5	3		1	1	2
114. Biliary Calculi.....	7			1	2									
115. Other diseases of the Liver.....	120		4	2	10		4	4	4	4				1
116. Diseases of the Spleen.....	5													
117. Simple Peritonitis, non-puerperal.....	162	6	3	1	4	2	8	5	3	1	2			3
118. Other diseases of the digestive system (cancer and tuberculosis excepted).....	6			1			1		1					
<b>VI.—NON-VENEREAL DISEASES OF THE GENITO-URINARY SYSTEM AND ADNEXA.</b>														
Group total .....	1,305	15	15	31	80	7	26	36	22	29	8	2	12	21
119. Acute Nephritis .....	138	2	3	1	14	2	1	6	3	4	1	1		6
120. Bright's Disease .....	848	10	8	18	50	5	16	20	16	19	5	1	9	9
122. Other diseases of the Kidneys and Adnexa ..	75	1		1	5		1	2	1				1	1
123. Calculi of the Urinary Passages .....	43	1		3	4									
124. Diseases of the Bladder .....	41		2	1	2		1	3		2			1	
125. Diseases of the Urethra, Urinary Abscess, etc.	3													
126. Diseases of the Prostate .....	114		1	7	3		5	4	2	3				2
127. Non-veneral disease of the Male Genital Organs.....	2		1											
128. Uterine hemorrhage (non-puerperal) .....	2				1									
129. Uterine Tumor (non-cancerous) .....	1													
130. Other diseases of the Uterus.....	12												1	2
131. Ovaris and other Tumors of the Ovary.....	18				1		2			1	1			1
132. Salpingitis and other diseases of the Female Genital Organs.....	7		1								1			
133. Non-puerperal diseases of the Breast (cancer excepted) .....	1													
<b>VII.—THE PUERPERAL STATE.</b>														
Group total.....	406	10	6	8	20	2	9	7	5	8	1	1	2	2
134. Accidents of Pregnancy .....	88	3	2	3	4		2	4	1	3				1
135. Puerperal Hæmorrhage .....	28	1	1		3						1	1		
136. Other Accidents of Labor.....	96	5			1		3	1		1				
137. Puerperal Septicæmia .....	127	1	2	2	6	1	1	2	3	3				
138. Puerperal Albuminuria and Convulsions...	53		1	2	4	1	2		1				1	1
139. Puerperal Plegmasia Alba Dolens, Embolus, Sudden Death.....	11													1
140. Following Childbirth (not otherwise defined)	3				2									
<b>VIII.—DISEASES OF THE SKIN AND OF THE CELLULAR TISSUE</b>														
Group total.....	198	2	1	2	13	2	7	3	10	1				7
142. Gangrene.....	103	1		1	8		6	2	4	1				1
143. Funicle.....	7				1		1							1
144. Acute Abscess .....	71	1	1	1	3	2		1	5					4
145. Other diseases of the Skin and Adnexa.....	17				1				1					1
<b>IX.—DISEASES OF THE BONES AND OF THE ORGANS OF LOCOMOTION.</b>														
Group total.....	27			2	2				2		1			
146. Diseases of the Bones (Tuberculosis excepted)	25			2	1				2		1			
147. Diseases of the Joints (Tuberculosis and Rheumatism excepted) .....	2				1									
<b>X.—MALFORMATIONS.</b>														
Group total.....	217	3	4	7	15	4	2	2	1	6			1	4
150. Congenital malformations (still-births not included) .....	217	3	4	7	15	4	2	2	1	6			1	4

No. 10.—Continued.  
Diseases in each County, 1912—Continued.

Huron.	Kenora.	Kent.	Lambton.	Lanark.	Leeds and Grenville. Lennox and Addington.	Lincoln.	Manitoulin.	Middlesex.	Muskoka.	Nipissing.	Norfolk.	Northumberland and Durham.	Ontario.	Oxford.	Parry Sound.	Peel.	Perth.	Peterborough.	Prescott and Russell.	Prince Edward.	Rainy River.	Renfrew.	Simcoe.	Stormont, Dundas and Glengarry.	Sudbury.	Thunder Bay.	Victoria.	Waterloo.	Welland.	Wellington.	Wentworth.	York.	Numbers.			
2	3	2	2	2	1	1		4					1	2	1	2	2	2	1	2	2	1	3	6	2	2	2	2	2	2	2	2	2	2	112	
1	1	2	1	1	5	3	1	3			1	7	3	4	3	2	2	2	2	2	2	4	3	3	3	1	2	3	3	3	3	4	6	22	113	
5	2	2	1	7	1	3		4		3		2	3	4	4	1	3	2	3	2	2	6	10	6	3	2	6	3	4	3	3	9	25	116		
1																																1	1	117		
31	5	23	34	17	41	10	15	2	73	11	7	16	31	25	25	12	8	20	20	18	17	1	19	45	33	6	11	23	35	17	26	66	243			
5	1	1	1	1	1	2	2	7	1	1	1	1	3	1	2	2	2	6	1	2	3	3	6	22	4	2	2	2	1	1	3	34	119			
16	3	18	28	16	33	8	5	2	51	8	4	22	16	25	7	5	9	11	14	14	10	29	22	1	7	14	25	13	19	44	146	120				
3	1	2	2	1	1	4	6	1	6	1	3	2	2	1	1	1	2	2	2	2	1	4	5	2	1	1	1	1	1	7	14	122				
2	1	1	1	1	1	1	1	1	1	1	1	1	1	1	1	1	1	1	1	1	1	1	1	1	1	1	1	1	1	1	1	1	6	123		
4	1	2	6	3	7	1	7	1	1	1	1	1	1	1	1	1	1	1	1	1	1	1	1	1	1	1	1	1	1	1	1	1	1	5	124	
1	1	1	1	1	1	1	1	1	1	1	1	1	1	1	1	1	1	1	1	1	1	1	1	1	1	1	1	1	1	1	1	1	1	2	125	
1	1	1	1	1	1	1	1	1	1	1	1	1	1	1	1	1	1	1	1	1	1	1	1	1	1	1	1	1	1	1	1	1	1	1	127	
1	1	1	1	1	1	1	1	1	1	1	1	1	1	1	1	1	1	1	1	1	1	1	1	1	1	1	1	1	1	1	1	1	1	1	128	
1	1	1	1	1	1	1	1	1	1	1	1	1	1	1	1	1	1	1	1	1	1	1	1	1	1	1	1	1	1	1	1	1	1	1	129	
1	1	1	1	1	1	1	1	1	1	1	1	1	1	1	1	1	1	1	1	1	1	1	1	1	1	1	1	1	1	1	1	1	1	1	130	
1	1	1	1	1	1	1	1	1	1	1	1	1	1	1	1	1	1	1	1	1	1	1	1	1	1	1	1	1	1	1	1	1	1	1	131	
1	1	1	1	1	1	1	1	1	1	1	1	1	1	1	1	1	1	1	1	1	1	1	1	1	1	1	1	1	1	1	1	1	1	1	132	
1	1	1	1	1	1	1	1	1	1	1	1	1	1	1	1	1	1	1	1	1	1	1	1	1	1	1	1	1	1	1	1	1	1	1	133	
7	3	6	4	4	6	3	17	3	11	1	8	9	5	2	2	10	5	5	3	4	2	13	15	6	11	3	11	6	10	30	100					
4	1	3	2	1	1	1	1	1	1	1	1	1	1	1	1	1	1	1	1	1	1	1	1	1	1	1	1	1	1	1	1	1	1	1	22	134
2	1	1	1	1	1	1	1	1	1	1	1	1	1	1	1	1	1	1	1	1	1	1	1	1	1	1	1	1	1	1	1	1	1	1	6	135
1	1	1	1	1	1	1	1	1	1	1	1	1	1	1	1	1	1	1	1	1	1	1	1	1	1	1	1	1	1	1	1	1	1	1	7	136
1	1	1	1	1	1	1	1	1	1	1	1	1	1	1	1	1	1	1	1	1	1	1	1	1	1	1	1	1	1	1	1	1	1	1	2	137
1	1	1	1	1	1	1	1	1	1	1	1	1	1	1	1	1	1	1	1	1	1	1	1	1	1	1	1	1	1	1	1	1	1	1	1	138
1	1	1	1	1	1	1	1	1	1	1	1	1	1	1	1	1	1	1	1	1	1	1	1	1	1	1	1	1	1	1	1	1	1	1	1	139
1	1	1	1	1	1	1	1	1	1	1	1	1	1	1	1	1	1	1	1	1	1	1	1	1	1	1	1	1	1	1	1	1	1	1	1	140
4	5	5	3	5	1	3	13	4	3	7	4	4	2	6	4	1	1	1	1	1	1	5	8	3	3	7	3	5	12	33						
4	4	3	2	3	1	6	2	1	6	2	2	2	2	3	2	1	1	1	1	1	1	3	6	1	1	3	2	2	7	12	142					
1	1	1	1	1	1	1	1	1	1	1	1	1	1	1	1	1	1	1	1	1	1	1	1	1	1	1	1	1	1	1	1	1	1	1	2	143
1	1	1	1	1	1	1	1	1	1	1	1	1	1	1	1	1	1	1	1	1	1	1	1	1	1	1	1	1	1	1	1	1	1	1	1	144
1	1	1	1	1	1	1	1	1	1	1	1	1	1	1	1	1	1	1	1	1	1	1	1	1	1	1	1	1	1	1	1	1	1	1	1	145
2	1	1	1	1	1	1	1	1	1	1	1	1	1	1	1	1	1	1	1	1	1	1	1	1	1	1	1	1	1	1	1	1	1	1	1	4
2	1	1	1	1	1	1	1	1	1	1	1	1	1	1	1	1	1	1	1	1	1	1	1	1	1	1	1	1	1	1	1	1	1	1	1	146
1	1	1	1	1	1	1	1	1	1	1	1	1	1	1	1	1	1	1	1	1	1	1	1	1	1	1	1	1	1	1	1	1	1	1	1	147
2	4	4	4	3	2	9	1	9	4	4	3	4	5	2	9	3	2	1	2	9	2	4	4	3	1	1	6	12	49							
4	4	4	4	3	2	9	1	9	4	4	3	4	5	2	9	3	2	1	2	9	2	4	4	3	1	1	6	12	49	150						

TABLE  
Showing Total Deaths by Individual

CAUSES OF DEATH.	Total.													
		Albama.	Brant.	Bruce.	Carleton.	Dufferin.	Elgin.	Essex.	Frontenac.	Grey.	Haldimand.	Haliburton.	Halton.	Hastings.
<b>XI.—DISEASES OF EARLY INFANCY.</b>														
Group total.....	3,235	55	49	53	279	9	37	86	61	56	12	5	18	70
151. Congenital Debility, Icterus, and Sclerema ..	3,101	52	42	53	267	8	36	83	61	56	10	4	15	68
152. Other Diseases peculiar to Early Infancy ..	106	3	7	11	11	1	2	1	2	1	2	1	3	1
153. Lack of Care.....	28	.....	.....	.....	1	1	.....	.....	.....	.....	.....	.....	.....	1
<b>154. XII.—OLD AGE.</b>														
Group total.....	3,646	30	92	85	147	16	83	80	84	120	31	8	27	103
<b>XIII. AFFECTIONS PRODUCED BY EXTERNAL CAUSES.</b>														
Group Total .....	1,831	49	34	22	72	7	26	52	42	34	17	2	12	36
155. Suicide by poison .....	52	.....	.....	.....	1	.....	.....	2	.....	.....	.....	.....	.....	2
156. Suicide by asphyxia.....	6	.....	.....	.....	.....	.....	.....	.....	.....	.....	.....	.....	.....	.....
157. Suicide by hanging or strangulation .....	33	.....	1	1	.....	.....	.....	2	1	1	.....	.....	.....	.....
158. Suicide by drowning.....	12	.....	1	.....	.....	.....	1	1	.....	1	.....	.....	.....	.....
159. Suicide by firearms.....	19	.....	.....	.....	3	.....	.....	.....	1	.....	.....	.....	.....	1
160. Suicide by cutting or piercing instruments.	11	.....	.....	.....	.....	.....	.....	1	1	.....	.....	.....	.....	.....
163. Other Suicides.....	14	.....	.....	1	.....	.....	.....	1	1	.....	.....	.....	.....	.....
164. Poisoning by food .....	5	.....	.....	.....	.....	.....	.....	.....	.....	1	.....	.....	.....	.....
165. Other acute poisonings.....	61	2	.....	1	4	.....	1	1	.....	3	1	.....	.....	3
166. Conflagration .....	18	1	.....	1	3	.....	.....	.....	.....	.....	.....	.....	.....	.....
167. Burns (conflagration excepted).....	131	1	1	.....	8	.....	2	2	.....	2	.....	.....	.....	1
168. Absorption of Deleterious Gases (conflagration excepted) .....	58	3	.....	.....	.....	.....	2	.....	.....	2	1	.....	.....	.....
169. Accidental Drowning.....	276	12	7	5	10	.....	1	12	7	.....	1	.....	1	4
170. Traumatism by firearms .....	59	2	1	.....	5	1	.....	1	2	2	.....	.....	.....	.....
171. Traumatism by cutting or piercing instruments .....	1	.....	.....	.....	.....	.....	.....	.....	.....	.....	.....	.....	.....	.....
172. Traumatism by fall .....	96	2	1	1	7	.....	1	2	3	3	.....	.....	1	.....
173. Traumatism in mines and quarries.....	29	1	.....	.....	.....	.....	.....	.....	3	.....	.....	.....	.....	.....
174. Traumatism by machines.....	29	2	1	.....	1	.....	.....	.....	2	1	.....	.....	.....	1
175. Traumatism by other crushing (vehicles, railroad, landslides, etc.).....	335	8	5	3	9	.....	4	11	7	2	8	.....	5	12
176. Injuries by animals .....	25	.....	1	1	.....	2	1	1	.....	2	.....	.....	.....	.....
177. Starvation .....	2	1	.....	.....	.....	.....	.....	.....	.....	.....	.....	.....	.....	.....
178. Excessive cold.....	22	2	.....	.....	.....	.....	1	.....	.....	.....	.....	.....	.....	.....
179. Effects of heat.....	14	.....	.....	.....	.....	.....	.....	.....	.....	.....	.....	.....	.....	.....
180. Lightning .....	9	.....	.....	.....	2	.....	.....	1	.....	.....	.....	.....	.....	1
181. Electricity (Lightning excepted).....	40	3	2	.....	1	.....	1	1	1	4	.....	.....	.....	.....
182. Homicide by firearms .....	2	.....	.....	.....	1	.....	.....	.....	.....	.....	.....	.....	.....	.....
183. Homicide by cutting or piercing instruments	3	.....	.....	.....	.....	.....	.....	.....	.....	.....	.....	.....	.....	.....
184. Homicide by other means .....	8	.....	.....	.....	1	.....	.....	.....	.....	.....	.....	.....	.....	.....
185. Fractures (cause not specified).....	261	5	6	7	8	4	8	8	5	6	1	.....	.....	8
186. Other external violence.....	200	4	5	1	7	.....	3	4	9	3	1	1	2	3
<b>XIV.—ILL-DEFINED DISEASES.</b>														
Group Total .....	858	18	5	29	48	2	23	18	28	14	13	9	11	31
187. Ill-defined organic disease.....	13	.....	.....	8	2	.....	.....	.....	1	.....	.....	.....	.....	.....
188. Sudden death.....	42	2	1	1	4	.....	.....	1	1	1	.....	.....	.....	2
189. Cause of death not specified or ill-defined...	803	16	4	20	42	2	22	17	27	13	12	9	11	29
<b>STILL-BIRTHS.</b>														
Not included in Totals .....	2,588	43	43	42	198	6	30	62	41	52	8	8	15	35



No. 10.—Concluded.

Diseases in each County, 1912.—Concluded.

Huron.	Kenora.	Kent.	Lambton.	Lanark.	Leeds and Grenville.	Lennox and Addington.	Lincoln.	Manitoulin.	Middlesex.	Muskoka.	Nipissing.	Norfolk.	Northumberland and Durham.	Ontario.	Oxford.	Parry Sound.	Peel.	Perth.	Peterborough.	Prescott and Russell.	Prince Edward.	Rainy River.	Renfrew.	Simcoe.	Stormont, Dundas and Glengarry.	Sudbury.	Thunder Bay.	Victoria.	Waterloo.	Welland.	Wellington.	Wentworth.	York.	Numbers.						
37	16	47	50	40	54	20	42	13	79	16	122	25	55	53	45	46	13	33	39	131	14	13	65	103	55	81	63	30	51	37	48	158	751							
35	16	47	48	38	49	20	39	13	74	16	117	21	55	48	45	44	13	32	38	131	13	13	61	99	52	77	62	38	48	35	48	152	719							
...	...	...	...	...	...	...	...	...	...	...	...	...	...	...	...	...	...	...	...	...	...	...	...	...	...	...	...	...	...	...	...	...	...	...	20					
...	...	...	...	...	...	...	...	...	...	...	...	...	...	...	...	...	...	...	...	...	...	...	...	...	...	...	...	...	...	...	...	...	...	...	12					
...	...	...	...	...	...	...	...	...	...	...	...	...	...	...	...	...	...	...	...	...	...	...	...	...	...	...	...	...	...	...	...	...	...	...	153					
114	2	84	106	69	116	44	60	20	165	32	34	48	132	70	81	25	27	90	59	62	48	3	94	139	155	12	8	63	83	52	131	128	384							
16	31	35	33	27	36	6	26	1	44	18	76	10	51	27	25	39	18	24	30	26	10	10	26	54	29	70	71	23	25	46	35	91	337							
1	...	...	...	...	...	...	...	...	...	...	...	...	...	...	...	...	...	...	...	...	...	...	...	...	...	...	...	...	...	...	...	...	...	...	19					
...	...	...	...	...	...	...	...	...	...	...	...	...	...	...	...	...	...	...	...	...	...	...	...	...	...	...	...	...	...	...	...	...	...	...	5					
...	...	...	...	...	...	...	...	...	...	...	...	...	...	...	...	...	...	...	...	...	...	...	...	...	...	...	...	...	...	...	...	...	...	...	...	156				
...	...	...	...	...	...	...	...	...	...	...	...	...	...	...	...	...	...	...	...	...	...	...	...	...	...	...	...	...	...	...	...	...	...	...	...	2				
...	...	...	...	...	...	...	...	...	...	...	...	...	...	...	...	...	...	...	...	...	...	...	...	...	...	...	...	...	...	...	...	...	...	...	...	...	158			
...	...	...	...	...	...	...	...	...	...	...	...	...	...	...	...	...	...	...	...	...	...	...	...	...	...	...	...	...	...	...	...	...	...	...	...	...	159			
...	...	...	...	...	...	...	...	...	...	...	...	...	...	...	...	...	...	...	...	...	...	...	...	...	...	...	...	...	...	...	...	...	...	...	...	...	163			
...	...	...	...	...	...	...	...	...	...	...	...	...	...	...	...	...	...	...	...	...	...	...	...	...	...	...	...	...	...	...	...	...	...	...	...	...	164			
...	...	...	...	...	...	...	...	...	...	...	...	...	...	...	...	...	...	...	...	...	...	...	...	...	...	...	...	...	...	...	...	...	...	...	...	...	165			
...	...	...	...	...	...	...	...	...	...	...	...	...	...	...	...	...	...	...	...	...	...	...	...	...	...	...	...	...	...	...	...	...	...	...	...	...	...	166		
...	...	...	...	...	...	...	...	...	...	...	...	...	...	...	...	...	...	...	...	...	...	...	...	...	...	...	...	...	...	...	...	...	...	...	...	...	...	167		
...	...	...	...	...	...	...	...	...	...	...	...	...	...	...	...	...	...	...	...	...	...	...	...	...	...	...	...	...	...	...	...	...	...	...	...	...	...	168		
...	...	...	...	...	...	...	...	...	...	...	...	...	...	...	...	...	...	...	...	...	...	...	...	...	...	...	...	...	...	...	...	...	...	...	...	...	...	169		
...	...	...	...	...	...	...	...	...	...	...	...	...	...	...	...	...	...	...	...	...	...	...	...	...	...	...	...	...	...	...	...	...	...	...	...	...	...	170		
...	...	...	...	...	...	...	...	...	...	...	...	...	...	...	...	...	...	...	...	...	...	...	...	...	...	...	...	...	...	...	...	...	...	...	...	...	...	...	171	
...	...	...	...	...	...	...	...	...	...	...	...	...	...	...	...	...	...	...	...	...	...	...	...	...	...	...	...	...	...	...	...	...	...	...	...	...	...	...	172	
...	...	...	...	...	...	...	...	...	...	...	...	...	...	...	...	...	...	...	...	...	...	...	...	...	...	...	...	...	...	...	...	...	...	...	...	...	...	...	173	
...	...	...	...	...	...	...	...	...	...	...	...	...	...	...	...	...	...	...	...	...	...	...	...	...	...	...	...	...	...	...	...	...	...	...	...	...	...	...	174	
...	...	...	...	...	...	...	...	...	...	...	...	...	...	...	...	...	...	...	...	...	...	...	...	...	...	...	...	...	...	...	...	...	...	...	...	...	...	...	...	175
...	...	...	...	...	...	...	...	...	...	...	...	...	...	...	...	...	...	...	...	...	...	...	...	...	...	...	...	...	...	...	...	...	...	...	...	...	...	...	...	176
...	...	...	...	...	...	...	...	...	...	...	...	...	...	...	...	...	...	...	...	...	...	...	...	...	...	...	...	...	...	...	...	...	...	...	...	...	...	...	...	177
...	...	...	...	...	...	...	...	...	...	...	...	...	...	...	...	...	...	...	...	...	...	...	...	...	...	...	...	...	...	...	...	...	...	...	...	...	...	...	...	178
...	...	...	...	...	...	...	...	...	...	...	...	...	...	...	...	...	...	...	...	...	...	...	...	...	...	...	...	...	...	...	...	...	...	...	...	...	...	...	...	179
...	...	...	...	...	...	...	...	...	...	...	...	...	...	...	...	...	...	...	...	...	...	...	...	...	...	...	...	...	...	...	...	...	...	...	...	...	...	...	...	180
...	...	...	...	...	...	...	...	...	...	...	...	...	...	...	...	...	...	...	...	...	...	...	...	...	...	...	...	...	...	...	...	...	...	...	...	...	...	...	...	181
...	...	...	...	...	...	...	...	...	...	...	...	...	...	...	...	...	...	...	...	...	...	...	...	...	...	...	...	...	...	...	...	...	...	...	...	...	...	...	...	182
...	...	...	...	...	...	...	...	...	...	...	...	...	...	...	...	...	...	...	...	...	...	...	...	...	...	...	...	...	...	...	...	...	...	...	...	...	...	...	...	183
...	...	...	...	...	...	...	...	...	...	...	...	...	...	...	...	...	...	...	...	...	...	...	...	...	...	...	...	...	...	...	...	...	...	...	...	...	...	...	...	184
...	...	...	...	...	...	...	...	...	...	...	...	...	...	...	...	...	...	...	...	...	...	...	...	...	...	...	...	...	...	...	...	...	...	...	...	...	...	...	...	185
...	...	...	...	...	...	...	...	...	...	...	...	...	...	...	...	...	...	...	...	...	...	...	...	...	...	...	...	...	...	...	...	...	...	...	...	...	...	...	...	186
12	8	2	8	17	10	7	7	8	27	9	59	5	9	5	8	17	1	12	20	48	2	8	76	20	24	30	6	8	6	7	14	36	73	...	...	187				
...	...	...	...	...	...	...	...	...	...	...	...	...	...	...	...	...	...	...	...	...	...	...	...	...	...	...	...	...	...	...	...	...	...	...	...	...	...	...	...	188
...	...	...	...	...	...	...	...	...	...	...	...	...	...	...	...	...	...	...	...	...	...	...	...	...	...	...	...	...	...	...	...	...	...	...	...	...	...	...	...	189
31	4	36	35	24	26	6	27	4	94	27	98	10	59	47	41	25	13	38	48	52	16	5	44	83	36	34	57	29	47	37	38	167	667	...	...	...				

TABLE No. 11.

Table Showing Total Deaths by Individual Diseases in each City.—1912.

OFFICIAL ENGLISH TRANSLATION.		Total.	Belleville.	Berlin.	Brantford.	Chatham.	Fort William.	Guelph.	Hamilton.	Kingston.	London.	Niagara Falls.	Ottawa.	Peterborough.	Port Arthur.	St. Catharines.	St. Thomas.	Stratford.	Toronto.	Windsor.	Woodstock.	
Grand Total .....		12,526	154	193	334	187	288	213	1,223	400	670	119	1,550	224	313	216	181	179	5,675	277	130	
I.—GENERAL DISEASES.																						
Group Total .....		2,977	36	52	69	46	52	49	270	102	148	22	405	63	93	50	39	46	1320	68	38	
1.	Typhoid Fever.....	242	4	3	4	5	7	1	7	6	5	4	98	2	23	3	3	3	54	7	3	
5.	Smallpox .....	2											2									
6.	Measles .....	46	4	1			2		12			1	1	3					22			
7.	Scarlet Fever .....	67	2	2					3	2	3	2	2						49			
8.	Whooping Cough .....	178			8	4	10		21	8	3	2	33	2	6		2	1	1	3	74	1
9.	Diphtheria and Croup.....	198		5	2	1	1	3	8	6	3	2	25	4	1	1	2	1	1	1	140	
10.	Influenza .....	70	1	2	4			2	3	5	1		4	1	1	2	1	1	1	39	2	1
13.	Cholera Nostras .....	2							1				1									
14.	Dysentery .....	41		1			1	1	10	1	3		1	1	1	1	1	1	19	1		
18.	Erysipelas .....	28	1	2	1		2		2		1		1	1	1	1	1	1	13	1		
19.	Other Epidemic Diseases.....	2											1						1			
20.	Purulent Infection and Septicæmia.....	65		1	1	1	2	1	5	4	5		4	1	3				36	1		
23.	Rabies.....	1																				
24.	Tetanus .....	12	1		1		1			1		2							3	2		
25.	Mycoses .....	2																	1	1		
28.	Tuberculosis of the Lungs.....	678	8	10	20	15	12	13	74	24	43	4	96	17	30	16	10	10	253	14	9	
29.	Acute Miliary Tuberculosis .....	14								1	1	1							9	2		
30.	Tuberculous Meningitis .....	69	1	2	3	1	1		4	1	5	1	4	4	2		2	4	33		2	
31.	Abdominal Tuberculosis .....	23						2					2	1					15	1		
32.	Pott's Disease .....	4											4									
33.	White Swelling.....	3	1										2									
34.	Tuberculosis of other Organs .....	23			1				2	2	1		3	3	1	2	1	1	6	1		
36.	Rickets .....	12	1										3	1					6			
37.	Syphilis .....	18				1			1	1			4	1	1				8	1		
38.	Gonococcus infection.....	1											1									
39.	Cancer and other Malignant Tumors of the Buccal Cavity .....	74				1		2	7	1	6		6	1		1	1	4	39	4	1	
40.	Cancer and other Malignant Tumors of the Stomach, Liver .....	189	5	4		5	1	7	20	12	11		22	3	4	6	1	4	77	3	4	
41.	Cancer and other Malignant Tumors of the Peritonæum, Intestines, Rectum.....	103	1		3	1	2	6	15	4	4		7	4	2	3		2	45	3	1	
42.	Cancer and other Malignant Tumors of the Female Genital Organs.....	90	1			1	1		7	3	3		5	3	1	1	2	2	52	5	3	
43.	Cancer and other Malignant Tumors of the Breast .....	47	1	3			2	1	1	3			8	3	1		2	1	21			
44.	Cancer and other Malignant Tumors of the Skin .....	5								2				1					2			
45.	Cancer and other Malignant Tumors of other organs and of organs not specified.....	184		7	6	3		3	15	7	13	4	22	1	4	2			90	4	3	
46.	Other Tumors (tumors of the female genital organs excepted).....	2											1						1			
47.	Acute Articular Rheumatism .....	38					1	3	1	5			2	1	1				23	1		
48.	Chronic Rheumatism and Gout .....	54	2			1	1	3	1	2	1		7	1	1		1	1	26	2	4	
50.	Diabetes .....	98	1	3		2		14	3	5			9	3	1	2	1	4	44	3	3	
51.	Exophthalmic Goitre.....	31				2	1	1	5	1				1	1	1			18			
52.	Addison's Disease .....	4							1										1			
53.	Leucæmia .....	10			1				1		1								6			
54.	Anæmia Chlorosis .....	135	1	2	6	3	3	2	16	4	13		11	4	2	2	5	4	46	7	4	
55.	Other General Diseases .....	24			3				3				4						10			
56.	Alcoholism (acute or chronic).....	86	4	2	1	3	3	4			2	1	7	2	6	1		1	47	1		
57.	Chronic lead poisoning .....	2			1								1									
59.	Other Chronic Poisonings .....	1											1									
II.—DISEASES OF THE NERVOUS SYSTEM AND OF THE ORGANS OF SPECIAL SENSE.																						
Group Total.....		1,149	16	26	34	30	25	23	99	34	67	22	114	15	18	26	19	15	526	25	15	
60.	Encephalitis .....	7		1			1			3	14	3	1						4			
61.	Simple Meningitis.....	172	1	4	6	7	4	1	17	3	14	3	17	2	6	3	2	2	70	8	2	
62.	Locomotor Ataxia .....	12				1	1		1	1	1	1							4			
63.	Other Diseases of the Spinal Cord .....	24			1	1	1		1	1	2	3				1			10		1	
64.	Cerebral Hæmorrhage, apoplexy .....	380	7	6	15	15	6	5	35	15	21	14	38	7	4	5	11	7	154	12	3	
65.	Softening of the Brain.....	11		2					1	2									1	1	3	
66.	Paralysis without specified cause.....	200	2	3	3	1	2	4	16	6	14		28	3		6	2	3	98	3	6	
67.	General Paralysis of the Insane.....	14	1					3	2									1	7			
68.	Other Forms of Mental Alienation .....	17	1					3		1									11		1	

TABLE No. 11—Continued.

OFFICIAL ENGLISH TRANSLATION.																				
(DISEASES AND CAUSES OF DEATH.)																				
	Total.	Belleville.	Berlin.	Brantford.	Chatham.	Fort William.	Guelph.	Hamilton.	Kingston.	London.	Niagara Falls.	Ottawa.	Peterborough.	Port Arthur.	St. Catharines.	St. Thomas.	Stratford.	Toronto.	Windsor.	Woodstock.
<b>II.—DISEASES OF THE NERVOUS SYSTEM AND OF THE ORGANS OF SPECIAL SENSE.—Continued.</b>																				
69. Epilepsy .....	35	2	1					3	1	2		4	1					17	1	1
70. Convulsions (non-Puerperal) .....	14	1	1		1	2												4		
71. Convulsions of Infants .....	183	1	5	5	1	7	5	17	1	7	2	11	2	5	5	2	1	105	1	1
72. Chorea .....	2																			
73. Neuralgia and Neuritis .....	16	1	1									2	1		1			8		
74. Other Diseases of the Nervous System .....	48	1		3	2	2	1	4	3	5		5						22		
75. Diseases of the Eyes and their Adnexa .....	2														1					
76. Diseases of the Ears .....	14	1						1	1			1		1				9		
<b>III.—DISEASES OF THE CIRCULATORY SYSTEM.</b>																				
Group Total .....	1,521	18	29	40	29	17	35	150	65	112	14	145	36	13	24	19	17	686	57	15
77. Pericarditis .....	8			1	1													6		
78. Acute Endocarditis .....	91	1	1	3	2	1		3	4	6	5	14	3					45		
79. Organic Diseases of the Heart .....	893	7	20	23	18	14	22	97	41	53	6	84	19	12	18	17	8	402	25	7
80. Angina Pectoris .....	32	2	1		2			3	1	3		2						15	1	2
81. Diseases of the Arteries, Atheroma, Aneurysm, etc. ....	456	9	6	14	4	1	12	41	17	50	3	40	14	1	1	2	4	202	30	5
82. Embolism and Thrombosis .....	28							2	2					3		2		14	1	1
83. Diseases of the Veins (Varices, Hemorrhoids, Phlebitis, etc.) .....	3			1				1				1								
84. Diseases of the Lymphatic System (Lymphangitis, etc.) .....	2							1				1								
85. Hemorrhage; other Diseases of the Circulatory System .....	8	1						2				1			1		1	2		
<b>IV.—DISEASES OF THE RESPIRATORY SYSTEM.</b>																				
Group Total .....	1,426	15	18	34	10	12	12	145	48	59	11	156	15	40	33	17	16	717	30	8
87. Diseases of the Larynx .....	19					1		2				6		1				9		
88. Diseases of the thyroid body .....	2											2								
89. Acute Bronchitis .....	93	1	2			2	5	6	4	4		11		2				1	52	3
90. Chronic Bronchitis .....	140	2	5	6	3	2		10	7	9	2	6	3	3	1	3	3	73	2	
91. Broncho-pneumonia .....	263	2	3	7		8	2	32	3	11	2	32	4	5	2	2	1	136	9	2
92. Pneumonia .....	753	9	9	16	4	28	2	77	30	25	6	83	8	24	24	9	7	372	16	4
93. Pleurisy .....	69				2		1	7	2	4	1	7		2	1	2	3	35		2
94. Pulmonary Congestion, Pulmonary Apoplexy .....	27			2	1			4				5			1			13		
95. Gangrene of the Lung .....	8							1				2						5		
96. Asthma .....	45	1	1			1	1	5	2	5		1		3	4		1	20		
97. Pulmonary Emphysema .....	2																	2		
98. Other Diseases of the Respiratory System (tuberculosis excepted) .....	5			1				2				1				1				
<b>V.—DISEASES OF THE DIGESTIVE SYSTEM.</b>																				
Group Total .....	1,419	19	9	44	15	40	14	136	20	48	9	195	20	57	19	14	10	714	23	13
99. Diseases of the Mouth and Adnexa .....	7								2	1		1						3		
100. Diseases of the Pharynx .....	11											2		1				7		1
101. Diseases of the Oesophagus .....	1												1							
102. Ulcer of the Stomach .....	36	3					1	3	1	1		1	1	1				1	23	
103. Other Diseases of the Stomach (cancer excepted) .....	165		1	7	3			20		3	1	18	5	8	1			1	92	1
104. Diarrhoea and Enteritis (under 2 years) .....	713	12		21	8	32		67	3	24	4	111	7	37	8	3	1	366	13	1
105. Diarrhoea and Enteritis (2 years and over) .....	66		1	2		4		6	4			11		1	1	3	1	32		
108. Appendicitis and Typhlitis .....	112	2	2	6	2		3	11	6	3		19	3	2	1	1		46	4	1
109. Hernias, Intestinal Obstructions .....	99	1	1	1		5	9	1	7	1		12		2	5	2		45	4	1
110. Diseases of the Intestines .....	65			3		1	1	4	1	2	1	4	1	6			1	40		
111. Acute yellow atrophy of the liver .....	1												1							
112. Hydatid tumour of the liver .....	1							1												
113. Cirrhosis of the Liver .....	47	1	2		1	1	2	5		3		6	1	1	1	1		20		2
114. Biliary Calculi .....	2																			
115. Other Diseases of the Liver .....	40		1	3		1	1	2	1	2		5		2		1	2	17		2
116. Diseases of the spleen .....	1											1								
117. Simple Peritonitis (non-Puerperal) .....	48		1	1	1	1	1	8		1	2	1	1	2	3			22	1	1
118. Other Diseases of the Digestive System (cancer and tuberculosis excepted) .....	4								1	1								1	1	

TABLE No. 11.—Continued.

OFFICIAL ENGLISH TRANSLATION. (DISEASES AND CAUSES OF DEATH.)		Total.	Belleville.	Berlin.	Brantford.	Chatham.	Fort William.	Guelph.	Hamilton.	Kingston.	London.	Niagara Falls.	Ottawa.	Peterborough.	Port Arthur.	St. Catharines.	St. Thomas.	Stratford.	Toronto.	Windsor.	Woodstock.
<b>VI.—NON-VENEREAL DISEASES OF THE GENITO-URINARY SYSTEM AND ADNEXA.</b>																					
Group Total .....		506	5	11	9	9	7	8	60	11	43	4	67	12	7	4	9	8	219	5	8
119.	Acute Nephritis .....	62	2	1	2	..	..	..	2	..	4	..	13	1	..	..	..	..	4	32	1
120.	Bright's Disease .....	310	2	8	3	6	4	6	38	7	30	3	42	7	5	2	6	1	132	2	6
122.	Other Diseases of the Kidneys and Adnexa.....	27	..	..	..	..	..	..	7	1	2	..	..	..	..	1	1	..	13	..	..
123.	Calculi of the Urinary Passages .....	17	..	..	1	2	..	..	2	..	..	..	3	1	..	1	..	2	5	..	..
124.	Diseases of the Bladder .....	25	..	..	2	1	..	..	5	..	1	..	2	..	..	..	..	1	12	1	..
125.	Diseases of the Urethra, Urinary Abscess, etc. .	2	..	..	..	..	..	..	..	..	..	..	..	..	..	..	..	..	2	..	..
126.	Diseases of the Prostate .....	38	1	1	1	1	2	4	3	4	4	3	2	1	..	1	..	..	12	1	2
127.	Non-venereal Diseases of the Male Genital Organs	1	..	..	..	..	..	..	..	..	1	..	..	..	..	..	..	..	..	..	..
128.	Uterine Hemorrhage (non-puerperal) .....	1	..	..	..	..	..	..	..	..	1	..	1	..	..	..	..	..	..	..	..
129.	Uterine Tumor (non-Cancerous) .....	1	..	..	..	..	..	..	..	..	..	..	1	..	..	..	..	..	1	..	..
130.	Other Diseases of the Uterus .....	4	..	..	..	..	..	..	1	..	..	..	1	..	..	..	..	..	2	..	..
131.	Cysts and other Tumors of the Ovary .....	11	1	1	..	..	..	..	1	..	..	1	1	..	..	..	..	1	5	..	..
132.	Salpingitis and other Diseases of the Female Genital Organs .....	7	..	1	..	1	..	..	..	..	1	..	..	1	..	..	..	..	3	..	..
<b>VII.—THE PUERPERAL STATE.</b>																					
Group Total .....		184	..	3	3	..	5	2	26	4	7	1	12	6	8	4	1	5	90	6	1
134.	Accidents of Pregnancy .....	41	..	1	..	1	..	..	3	..	..	..	2	1	5	2	1	1	21	3	..
135.	Puerperal Hemorrhage .....	7	..	..	..	..	..	..	1	..	..	..	..	..	..	..	..	..	4	..	..
136.	Other Accidents of Labor .....	36	..	..	..	2	1	6	..	..	2	1	..	2	1	..	..	1	19	1	..
137.	Puerperal Septicæmia .....	74	..	2	1	..	1	14	3	3	3	4	3	1	2	..	3	3	34	2	1
138.	Puerperal Albuminuria and Convulsions .....	19	..	1	..	..	1	2	1	1	..	2	..	1	..	..	..	..	10	..	..
139.	Puerperal Phlegmasia Alba Dolens, Embolus, Sudden Death .....	4	..	..	..	..	..	..	..	..	1	..	..	..	..	..	..	..	2	..	..
140.	Following Childbirth (not otherwise defined) ...	3	..	1	..	..	..	..	..	..	..	2	..	..	..	..	..	..	2	..	..
<b>VIII.—DISEASES OF THE SKIN AND OF THE CELLULAR TISSUE.</b>																					
Group Total .....		85	3	4	..	3	2	4	6	7	4	..	10	2	2	2	..	2	32	1	1
142.	Gangrene .....	32	..	2	..	2	1	1	2	2	2	..	5	1	..	..	..	1	11	1	1
143.	Furuncle .....	5	..	..	..	..	1	..	..	..	..	..	1	..	..	..	..	1	2	..	..
144.	Acute Abscess .....	38	3	1	..	1	2	4	4	4	1	..	3	1	2	2	..	..	14	..	..
145.	Other Diseases of the Skin and Adnexa .....	10	1	1	..	1	..	..	1	1	..	1	..	..	..	..	..	..	5	..	..
<b>IX.—DISEASES OF THE BONES AND OF THE ORGANS OF LOCOMOTION.</b>																					
Group Total .....		15	..	2	..	..	1	3	1	..	..	..	2	1	1	..	..	..	4	..	..
146.	Diseases of the Bones (tuberculosis excepted) ..	14	..	2	..	..	1	3	1	..	..	..	1	1	1	..	..	..	4	..	..
147.	Diseases of the Joints (tuberculosis and rheumatism excepted).....	1	..	..	..	..	..	..	..	..	..	..	1	..	..	..	..	..	..	..	..
<b>X.—MALFORMATIONS.</b>																					
Group Total .....		92	..	..	3	1	3	2	5	2	8	1	13	2	1	..	1	4	45	..	1
<b>XI.—DISEASES OF EARLY INFANCY.</b>																					
Group Total .....		1,439	13	14	34	15	40	17	138	48	57	12	246	12	35	19	19	13	670	25	12
151.	Congenital Debility, Icterus and Sclerema .....	1,378	12	13	28	15	39	17	133	48	54	12	235	12	35	17	19	13	639	25	12
152.	Other Diseases peculiar to Early Infancy .....	48	1	1	6	..	1	..	5	..	2	..	10	..	2	..	..	20	..	..	..
153.	Lack of Care .....	13	..	..	..	..	..	..	..	..	1	..	1	..	..	..	..	..	11	..	..
<b>XII.—OLD AGE.</b>																					
Group Total .....		834	16	19	39	19	3	30	85	30	74	11	99	25	6	19	21	25	288	12	13
<b>XIII.—AFFECTIONS PRODUCED BY EXTERNAL CAUSES.</b>																					
Group Total .....		690	10	5	21	10	48	12	71	18	25	11	56	13	31	11	14	13	297	20	4
155.	Suicide by Poison .....	30	..	..	..	2	1	5	..	..	2	..	1	..	1	..	..	1	17	..	..
156.	Suicide by Asphyxia .....	6	..	..	..	..	..	..	..	..	1	..	..	..	..	..	..	..	5	..	..
157.	Suicide by Hanging or Strangulation .....	5	..	..	..	..	1	..	..	..	2	..	..	..	..	..	..	..	2	..	..

TABLE No. 11.—Concluded.

OFFICIAL ENGLISH TRANSLATION. (DISEASES AND CAUSES OF DEATH.)		Total.	Belleville.	Berlin.	Brantford.	Chatham.	Fort William.	Guelph.	Hamilton.	Kingston.	London.	Niagara Falls.	Ottawa.	Peterborough.	Port Arthur.	St. Catharines.	St. Thomas.	Stratford.	Toronto.	Windsor.	Woodstock.
XIII.—AFFECTIONS PRODUCED BY EXTERNAL CAUSES.—Continued.																					
158. Suicide by Drowning .....	3								1										1	1	
159. Suicide by Firearms .....	7				1				2	1			3								
160. Suicide by Cutting or Piercing Instruments...	3													1	1					1	1
163. Other Suicides .....	3													1						1	1
164. Poisoning by Food .....	2																				2
165. Other Acute Poisonings.....	21				1				5			1	3	1	1	1					2
166. Conflagration .....	3															1					1
167. Burns (conflagration excepted) .....	60	1	1	1	1	3	1		7		1	3	7				1	1	1	30	1
168. Absorption of Deleterious Gases (conflagration excepted) .....	37					2			1		1						1			32	
169. Accidental Drowning .....	62			5	1	4	2		7	2		3	3	7	3	6	3			15	1
170. Traumatism by Firearms .....	12				3	1	1							2	2	2				1	1
172. Traumatism by Fall .....	37				1	1	2			1	1		6	1	1	1	1	1	1	20	1
173. Traumatism by Mines and Quarries .....	2					2															
174. Traumatism by Machines.....	2																				
175. Traumatism by other Crushing (vehicles, railroad, landslides, etc.).....	11		1			1	1		2			1				1				3	
176. Injuries by Animals.....	136	6	1	4	1	16			25	3	6		7	10	1	4	1	1	44	6	
178. Excessive Cold .....	3										1			1							
179. Effects of Heat .....	4												1			1				2	
179. Effects of Heat .....	7	1			1								2		1					2	
180. Lightning .....	1																				1
181. Electricity (lightning excepted).....	20		1	2		2			1	1		2			1	1				9	
182. Homicide by Firearms.....	2								1						1						
183. Homicide by Cutting or Piercing Instruments .....	1																				1
184. Homicide by other means .....	3												1		1						1
185. Fractures (cause not specified) .....	107	2		6	2	5	2		8	1	3		8	5	3	4	6		46	5	1
186. Other External Violence .....	101		1	3	3	3	1		5	9	3	2	6	4	2	1	1		54	2	1
XIV.—ILL-DEFINED DISEASES.																					
Group Total.....	189	3	1	4		4	4		29	10	18	1	30	2	1	5	8	5	58	5	1
187. Ill-Defined Organic Disease.....	3					1				1			1								
188. Sudden Death .....	14	1		1		1			4				2		1					3	1
189. Causes of Death not Specified or Ill-defined .....	172	2	1	3		3	3		25	9	18	1	27	2	1	4	8	5	55	4	1
STILL-BIRTHS.																					
Not included in totals.....	1,252	5	17	29	14	33	17		153	25	67	9	161	30	33	11	14	14	587	19	14

TABLE No. 12.

Table Showing Total Deaths by Individual Diseases in each Town of 5,000 population, 1912.

OFFICIAL ENGLISH TRANSLATION. (DISEASES AND CAUSES OF DEATH.)		Total.	Barrie.	Brockville.	Cobalt.	Cobourg.	Collingwood.	Cornwall.	Galt.	Kenora.	Lindsay.	North Bay.	North Toronto.	Orillia.	Oshawa.	Owen Sound.	Pembroke.	Port Hope.	Sarnia.	Sault Ste. Marie.	Smith's Falls.	Welland.
Grand Total .....	2,446	114	178	89	116	96	164	127	113	103	141	47	103	107	162	131	62	206	226	120	41	
I.—GENERAL DISEASES.																						
Group Total .....	618	26	56	15	26	22	40	30	28	25	31	20	19	30	44	38	10	50	69	31	8	
1. Typhoid Fever.....	72	3	6	3	1	1	4	2	2	3	3	3	3	4	1	3	4	14	10	3	2	
2. Typhus fever.....	1	..	..	..	..	..	..	..	..	..	..	..	..	..	..	..	..	..	..	..	..	
6. Measles.....	27	..	1	..	..	..	..	..	..	2	..	2	..	..	1	11	..	..	2	7	1	
7. Scarlet Fever.....	6	..	..	..	..	..	1	1	4	..	..	..	..	..	..	..	..	..	..	..	..	
8. Whooping Cough.....	42	3	4	..	..	..	3	3	1	1	3	..	8	..	5	..	6	..	1	..	2	
9. Diphtheria and Croup .....	29	..	2	4	2	..	..	..	..	..	6	1	..	..	..	..	3	..	..	9	3	
10. Influenza.....	29	..	..	..	..	..	..	1	..	1	..	..	..	1	..	1	..	..	..	..	..	
14. Dysentery.....	3	..	..	..	..	..	..	..	..	..	..	..	..	..	..	..	..	..	1	1	..	
18. Erysipelas.....	9	..	..	..	..	..	..	2	1	..	1	1	..	..	..	..	1	..	1	1	..	
20. Purulent Infection and Septicæmia .....	6	..	..	..	1	..	..	..	..	..	..	1	..	..	..	..	..	..	1	1	..	
28. Tuberculosis of the Lungs.....	150	3	17	4	7	6	5	6	6	7	10	4	7	8	12	6	2	8	19	10	3	
29. Acute Miliary Tuberculosis.....	2	1	..	..	..	..	..	..	..	..	..	..	1	..	..	..	..	..	..	..	..	
30. Tuberculous Meningitis.....	7	..	1	..	..	..	1	..	1	..	..	..	..	..	2	1	..	..	..	1	..	
31. Abdominal Tuberculosis .....	14	..	3	..	..	..	4	2	..	..	..	..	1	..	..	..	1	..	..	2	1	
33. White swelling.....	1	..	..	..	..	..	..	..	..	..	..	..	..	..	..	..	..	..	..	..	..	
34. Tuberculosis of other Organs.....	4	..	1	..	..	..	1	1	..	..	..	..	..	..	..	..	1	..	..	..	..	
36. Rickets.....	1	..	..	..	..	..	1	..	..	..	..	..	..	..	..	..	..	..	..	..	..	
37. Syphilis.....	1	..	..	..	..	..	..	1	..	..	..	..	..	..	..	..	..	..	..	..	..	
39. Cancer and other Malignant Tumors of the Buccal Cavity.....	9	..	1	..	3	1	1	..	..	..	..	..	1	..	..	..	..	..	1	1	..	
40. Cancer and other Malignant Tumors of the Stomach, Liver.....	30	1	4	..	1	3	3	..	1	2	..	1	3	3	1	3	1	..	1	2	3	
41. Cancer and other Malignant Tumors of the Peritoneum, intestines, rectum.....	26	2	3	..	4	1	3	1	2	3	..	..	..	1	3	1	..	..	1	..	1	
42. Cancer and other Malignant Tumors of the Female Genital Organs.....	17	2	..	..	2	..	1	2	..	..	1	1	1	1	1	1	2	..	..	3	..	
43. Cancer and other Malignant Tumors of the Breast.....	8	1	1	..	..	..	..	1	..	1	..	1	..	1	2	1	..	..	..	..	..	
45. Cancer and other Malignant Tumors of other Organs and of Organs not Specified.....	48	2	8	2	3	..	5	2	..	3	1	1	3	..	2	2	2	..	5	4	5	
47. Acute Articular Rheumatism.....	5	..	..	..	1	1	..	1	..	..	..	..	..	..	..	..	..	..	..	1	..	
48. Chronic Rheumatism and Gout.....	18	1	..	..	1	2	3	..	1	2	..	..	..	..	..	2	2	..	3	1	..	
50. Diabetes.....	30	3	2	2	1	1	..	1	1	1	1	1	1	1	1	1	2	1	2	..	..	
51. Exophthalmic Goitre.....	4	..	..	..	..	..	..	1	..	..	..	..	..	..	..	1	..	..	1	1	..	
52. Addison's disease.....	1	..	..	..	..	..	..	..	..	..	..	..	..	..	..	..	..	..	..	..	..	
53. Leuchæmia.....	4	..	3	1	..	3	3	1	1	1	2	..	..	1	2	1	..	..	4	1	2	
54. Anæmia, Chlorosis.....	31	4	3	1	..	3	3	1	1	2	..	..	..	1	2	1	..	..	1	1	1	
55. Other general diseases.....	3	..	..	..	..	..	..	..	1	..	..	..	..	..	..	..	..	..	1	1	..	
56. Alcoholism (Acute or Chronic).....	14	..	1	1	..	..	1	1	2	1	..	..	..	..	1	..	1	..	2	3	..	
II.—DISEASES OF THE NERVOUS SYSTEM AND OF THE ORGANS OF SPECIAL SENSE.																						
Group Total .....	212	12	18	8	15	8	15	12	4	7	4	3	13	6	8	14	9	22	21	9	4	
60. Encephalitis.....	2	..	..	..	1	..	..	..	..	..	..	..	1	..	..	..	..	..	..	..	..	
61. Simple Meningitis.....	35	3	2	2	1	..	4	1	2	2	2	..	..	..	2	1	1	6	3	..	1	
62. Locomotor Ataxia.....	30	..	..	..	..	..	..	..	..	..	..	..	..	..	..	..	1	..	..	..	1	
63. Other Diseases of the Spinal Cord.....	4	..	1	..	1	..	..	..	..	..	..	..	..	..	1	1	..	..	..	..	..	
64. Cerebral Hemorrhage, Apoplexy.....	73	2	9	1	5	4	7	1	..	2	..	3	5	1	2	5	4	9	8	5	..	
65. Softening of the Brain.....	4	2	..	..	1	1	..	..	..	..	..	..	..	..	..	..	..	..	..	..	..	
66. Paralysis Without Specified Cause.....	28	2	1	..	1	1	7	..	1	1	..	2	2	2	..	..	3	..	1	1	2	
67. General paralysis of the insane.....	1	..	..	..	..	..	..	..	..	..	..	..	..	..	..	..	..	..	..	..	..	
69. Epilepsy.....	4	1	..	..	..	..	..	1	..	..	..	..	..	1	..	..	..	..	1	..	..	
70. Convulsions (non-puerperal).....	7	..	..	..	..	..	2	..	2	..	..	..	1	..	..	..	..	..	1	1	..	
71. Convulsions of Infants.....	38	3	2	3	2	1	2	1	..	..	..	..	2	1	2	6	..	..	1	8	2	
72. Chorea.....	1	1	..	..	..	..	..	..	..	..	..	..	..	..	..	..	..	..	..	..	..	
73. Neuralgia and Neuritis.....	5	..	1	1	..	..	..	1	1	1	..	..	..	..	..	..	..	..	1	1	..	
74. Other Diseases of the Nervous System.....	8	..	2	..	4	..	..	..	..	..	..	..	..	..	..	..	..	1	1	..	..	
76. Diseases of the Ears.....	4	..	1	1	..	..	..	..	..	..	..	..	..	..	..	..	..	..	1	1	..	

TABLE No. 12—Continued.

OFFICIAL ENGLISH TRANSLATION.  
(DISEASES AND CAUSES OF DEATH.)

	Total.	Barrie.	Brockville.	Cobalt.	Cobourg.	Collingwood.	Cornwall.	Galt.	Kenora.	Lindsay.	North Bay.	North Toronto.	Orillia.	Oshawa.	Owen Sound.	Pembroke.	Port Hope.	Sarnia.	Sault Ste. Marie.	Smith's Falls.	Welland.
<b>III.—DISEASES OF THE CIRCULATORY SYSTEM.</b>																					
Group Total .....	247	10	27	3	19	9	10	10	16	11	8	2	12	11	22	10	4	32	11	17	3
77. Pericarditis.....	1																				1
78. Acute Endocarditis.....	12	1					4		2	2	1									1	
79. Organic Diseases of the Heart.....	159	7	18	2	14	9	7	4	8	7	4		8	8	19	5	3		17	7	9
80. Angina Pectoris.....	5		2																		1
81. Diseases of the Arteries, Atheroma, Aneurysm, etc.....	63	3	6		5		3	2	8	4	3		1	2	2	5		13			6
82. Embolism and Thrombosis .....	5										1		1							3	
83. Diseases of the veins (varices, hemorrhoids, phlebitis, etc.).....	1		1																		
85. Hemorrhage; Other Diseases of the Circulatory System.....	1																1				
<b>IV.—DISEASES OF THE RESPIRATORY SYSTEM.</b>																					
Group Total .....	209	16	11	7	4	8	14	12	9	8	14	5	12	17	18	13	5	11	22	6	7
87. Diseases of the larynx.....	3							1											1		1
89. Acute Bronchitis.....	20		1		1	2			1	1	3	4	1					2	4		
90. Chronic Bronchitis.....	22	2	1			5	2	1	2			2	4					2			1
91. Broncho-pneumonia.....	23	3	3					1	2		1	3	6			1			3	1	2
92. Pneumonia.....	111	3	7	4	2	4	6	9	5	7	4	8	6	5	8	3	6	13	3	3	3
93. Pleurisy.....	12	1	1	2	1			2			1	1	1				1		1	1	
94. Pulmonary Congestion, Pulmonary Apoplexy .....	7		1			1		1	1				1	1				1			
95. Gangrene of the Lung.....	1								1												
96. Asthma.....	8				2		1			1	1	3									
98. Other Diseases of the Respiratory System (Tuberculosis Excepted)....	2								1												1
<b>V.—DISEASES OF THE DIGESTIVE SYSTEM.</b>																					
Group Total .....	226	9	21	10	8	7	21	13	7	13	19	6	3	5	11	15	1	18	26	12	1
99. Diseases of the mouth and adnexa....	1																				1
100. Diseases of the Pharynx.....	4		1				1		1										1		
102. Ulcer of the Stomach.....	9	2	2			2										1		1			1
103. Other Diseases of the Stomach (Cancer Excepted).....	15			1		1	2	1	2	1				2	1				3	1	
104. Diarrhoea and Enteritis (under 2 years)	79	3	6	6	1	1	9	1	3	4	8	3	2	2	5	5		8	9	3	
105. Diarrhoea and Enteritis (2 years and over).....	11	1		3				1	1	1									2		1
108. Appendicitis and Typhlitis .....	42	1	3		1	1	5	3	3	2	7		1	1	1	1			3	6	3
109. Hernias, Intestinal Obstructions. ....	25	2	2	1	1	3	2		2					1	1	2			1	4	2
110. Diseases of the Intestines.....	5		1	1		1									1				1		
111. Acute yellow atrophy of the liver....	1		1																		
113. Cirrhosis of the Liver.....	3		1						1										1		
115. Other Diseases of the Liver.....	9	2		2				1						1		1					
116. Diseases of the spleen .....	1													1							
117. Simple Peritonitis (Non-puerperal)....	21		3			2	3	2	2							4			4		1
<b>VI.—NON-VENEREAL DISEASES OF THE GENITO-URINARY SYSTEM AND ADNEXA.</b>																					
Group Total.....	88	3	5		5	2	12	4	3	8	3	1	7	3	7	5	1	10	6	1	2
119. Acute Nephritis.....	6	1							2					1	1	1					
120. Bright's Disease.....	61	1	3		4	1	8	3	2	5	3		6	1	6	3		9	3	1	2
122. Other Diseases of the Kidneys and Adnexa.....	6	1			1	1										1					1
123. Calculi of the Urinary Passages....	4				1										1				1		
124. Diseases of the Bladder.....	2					1			1												1
126. Diseases of the Prostate.....	7	2				1	1		1							1					
127. Nonvenereal diseases of the male genital organs.....	1																				
132. Salpingitis and other diseases of the female genital organs.....	1							1													1
<b>VII.—THE PUERPERAL STATE.</b>																					
Group Total.....	39	3	1	1		1	5	2		5	2	3	2	3	2	1	1	3	4	1	1
134. Accidents of pregnancy.....	10	1				1				1	1				1				2	2	1
135. Puerperal haemorrhage.....	4					1	3		2												
136. Other accidents of labor.....	5								3												
137. Puerperal septicaemia.....	9	2	1			1								1	1	1			1	1	
138. Puerperal albuminuria and convulsions.....	1		1				2		2	1	2		1	1							1

TABLE No. 12—Concluded.

OFFICIAL ENGLISH TRANSLATION. (DISEASES AND CAUSES OF DEATH.)		Total.	Barrie.	Brockville.	Cobalt.	Cobourg.	Collingwood.	Cornwall.	Galt.	Kenora.	Lindsay.	North Bay.	North Toronto.	Orillia.	Oshawa.	Owen Sound.	Pembroke.	Port Hope.	Sarnia.	Sault Ste. Marie.	Smith's Falls.	We and.	
<b>VIII.—DISEASES OF THE SKIN AND OF THE CELLULAR TISSUE.</b>																							
	Group Total.....	14	3	1	1	2	1	2	1	2	1	1	1	1	1	1	1	1	1	1	1	1	1
	142. Gangrene .....	11	2	1	1	2	1	1	1	1	1	1	1	1	1	1	1	1	1	1	1	1	1
	144. Acute Abscess.....	3	1	1	1	1	1	1	1	1	1	1	1	1	1	1	1	1	1	1	1	1	1
<b>IX.—DISEASES OF THE BONES AND OF THE ORGANS OF LOCOMOTION.</b>																							
	Group Total .....	3	1	1	1	1	1	1	1	1	1	1	1	1	1	1	1	1	1	1	1	1	1
	146. Diseases of the Bones (tuberculosis excepted) .....	2	1	1	1	1	1	1	1	1	1	1	1	1	1	1	1	1	1	1	1	1	1
	147. Diseases of the joints (tuberculosis and rheumatism excepted) .....	1	1	1	1	1	1	1	1	1	1	1	1	1	1	1	1	1	1	1	1	1	1
<b>X.—MALFORMATIONS.</b>																							
	Group Total .....	12	2	1	1	1	1	1	1	2	1	1	1	1	1	1	1	1	1	1	1	1	1
<b>XI.—DISEASES OF EARLY INFANCY.</b>																							
	Group Total .....	285	13	15	32	6	18	9	10	11	8	19	2	19	18	21	12	8	20	20	17	7	
	151. Congenital Debility, Icterus and Sclerema.....	273	13	13	28	6	18	9	10	11	7	18	2	19	17	21	12	8	19	19	16	7	
	152. Other Diseases Peculiar to Early Infancy.....	10	1	4	1	1	1	1	1	1	1	1	1	1	1	1	1	1	1	1	1	1	
	153. Lack of Care.....	2	1	1	1	1	1	1	1	1	1	1	1	1	1	1	1	1	1	1	1	1	
<b>XII.—OLD AGE.</b>																							
	Group Total .....	241	25	12	24	15	23	21	13	7	3	9	8	16	10	15	20	10	7	3			
<b>XIII.—AFFECTIONS PRODUCED BY EXTERNAL CAUSES.</b>																							
	Group Total .....	205	7	7	11	7	2	8	10	29	6	24	1	1	5	9	11	8	14	27	14	4	
	155. Suicide by Poison.....	2	2	1	1	1	1	1	1	1	1	1	1	1	1	1	1	1	1	1	1	1	
	157. Suicide by Hanging or Strangulation.....	2	1	1	1	1	1	1	1	1	1	1	1	1	1	1	1	1	1	1	1	1	
	158. Suicide by drowning.....	3	1	1	1	1	1	1	1	1	1	1	1	1	1	1	1	1	1	1	1	1	
	159. Suicide by Firearms.....	1	1	1	1	1	1	1	1	1	1	1	1	1	1	1	1	1	1	1	1	1	
	160. Suicide by cutting or piercing instruments.....	1	1	1	1	1	1	1	1	1	1	1	1	1	1	1	1	1	1	1	1	1	
	165. Other Acute Poisonings.....	10	1	1	1	1	1	1	1	1	1	1	1	1	1	1	1	1	1	1	1	1	
	166. Conflagration.....	1	1	1	1	1	1	1	1	1	1	1	1	1	1	1	1	1	1	1	1	1	
	167. Burns (Conflagration Excepted).....	12	1	1	1	1	1	1	1	1	1	1	1	1	1	1	1	1	1	1	1	1	
	168. Absorption of deleterious gases (conflagration excepted).....	5	1	1	1	1	1	1	1	1	1	1	1	1	1	1	1	1	1	1	1	1	
	169. Accidental Drowning.....	36	1	1	1	1	1	1	1	1	1	1	1	1	1	1	1	1	1	1	1	1	
	170. Traumatism by Firearms.....	12	1	1	1	1	1	1	1	1	1	1	1	1	1	1	1	1	1	1	1	1	
	172. Traumatism by Fall.....	8	1	1	1	1	1	1	1	1	1	1	1	1	1	1	1	1	1	1	1	1	
	173. Traumatism in mines and quarries.....	2	1	1	1	1	1	1	1	1	1	1	1	1	1	1	1	1	1	1	1	1	
	174. Traumatism by machines.....	2	1	1	1	1	1	1	1	1	1	1	1	1	1	1	1	1	1	1	1	1	
	175. Traumatism by Other Crushing (vehicles, railroad, landslides, etc).....	43	4	1	2	2	2	2	9	1	6	2	2	2	2	3	1	3	5	1	1	1	
	176. Injuries by animals.....	1	1	1	1	1	1	1	1	1	1	1	1	1	1	1	1	1	1	1	1	1	
	178. Excessive Cold.....	4	1	1	1	1	1	1	1	1	1	1	1	1	1	1	1	1	1	1	1	1	
	179. Effects of Heat.....	3	1	1	1	1	1	1	1	1	1	1	1	1	1	1	1	1	1	1	1	1	
	180. Lightning.....	1	1	1	1	1	1	1	1	1	1	1	1	1	1	1	1	1	1	1	1	1	
	181. Electricity (lightning excepted).....	5	1	1	1	1	1	1	1	1	1	1	1	1	1	1	1	1	1	1	1	1	
	185. Fractures (Cause not Specified).....	32	1	3	5	2	2	1	4	1	1	1	1	3	1	1	1	4	3	1	1	1	
	186. Other External Violence.....	19	1	1	1	1	1	1	2	4	1	1	1	1	1	2	2	2	2	2	2	2	
<b>XIV.—ILL-DEFINED DISEASES.</b>																							
	Group Total .....	47	2	1	2	3	1	6	4	3	1	3	2	2	2	2	2	2	3	9	3	3	
	188. Sudden death.....	3	1	1	1	1	1	1	1	1	1	1	1	1	1	1	1	1	1	1	1	1	
	189. Cause of Death not Specified or Ill-defined.....	44	2	1	2	3	1	6	4	3	1	3	2	2	2	2	2	2	3	7	2	2	
<b>XV.—STILL-BIRTHS.</b>																							
	Group Total .....	217	5	12	18	10	6	9	13	8	23	4	12	11	15	4	11	15	29	8	4	4	



TABLE No. 13.

Showing Infant Mortality under 5 years of age in Ontario, 1912.

OFFICIAL ENGLISH TRANSLATION. (DISEASES AND CAUSES OF DEATH.)	Total.	Under 1 Yr.	1 Year.	2 Years.	3 Years.	4 Years.
Grand Total.....	8,230	6,494	915	374	255	192
I.—GENERAL DISEASES.						
Group Total.....	1,120	556	237	132	105	90
1. Typhoid Fever.....	19	2	7	8	.....	2
5. Smallpox.....	2	2	.....	.....	.....	.....
6. Measles.....	94	36	30	8	10	10
7. Scarlet Fever.....	85	15	15	19	23	13
8. Whooping Cough.....	404	284	85	18	10	7
9. Diphtheria and Croup.....	193	45	35	42	40	31
10. Influenza.....	35	19	7	3	.....	6
13. Cholera nostras.....	1	1	.....	.....	.....	.....
14. Dysentery.....	42	26	9	4	2	1
18. Erysipelas.....	27	23	3	1	.....	.....
19. Other epidemic Diseases.....	3	2	.....	.....	1	.....
20. Purulent Infection and Septicæmia.....	13	10	1	2	.....	.....
24. Tetanus.....	2	1	.....	.....	.....	1
28. Tuberculosis of the Lungs.....	37	15	10	7	1	4
29. Acute miliary tuberculosis.....	4	1	2	.....	.....	1
30. Tuberculous Meningitis.....	70	30	13	11	7	9
31. Abdominal Tuberculosis.....	9	4	3	1	1	.....
34. Tuberculosis of other Organs.....	3	2	1	.....	.....	.....
35. Disseminated tuberculosis.....	2	1	.....	.....	.....	1
36. Rickets.....	18	10	7	1	.....	.....
37. Syphilis.....	13	10	3	.....	.....	.....
39. Cancer and other malignant tumors of the buccal cavity.....	1	.....	.....	.....	1	.....
40. Cancer and other malignant tumors of the stomach, liver.....	1	.....	.....	.....	.....	1
45. Cancer and other malignant tumors of other organs and of organs not specified.....	4	.....	2	1	1	.....
47. Acute Articular Rheumatism.....	4	1	.....	.....	2	1
49. Scurvy.....	1	.....	.....	1	.....	.....
50. Diabetes.....	5	.....	1	.....	3	1
53. Leuchæmia.....	2	.....	.....	1	.....	1
54. Anæmia Chlorosis.....	13	7	3	1	2	.....
55. Other General Diseases.....	13	9	.....	3	1	.....
II.—DISEASES OF THE NERVOUS SYSTEM AND OF THE ORGANS OF SPECIAL SENSE.						
Group Total.....	688	471	103	55	38	21
60. Encephalitis.....	4	2	.....	.....	1	1
61. Simple Meningitis.....	215	116	50	22	15	12
62. Locomotor ataxia.....	3	.....	.....	1	1	1
63. Other Diseases of the Spinal Cord.....	30	11	9	4	2	4
64. Cerebral Hæmorrhage, Apoplexy.....	1	.....	.....	1	.....	.....
66. Paralysis without specified cause.....	1	1	.....	.....	.....	.....
68. Other forms of mental alienation.....	1	.....	1	.....	.....	.....
69. Epilepsy.....	9	4	.....	.....	4	1
71. Convulsions of Infants.....	405	329	41	24	9	2
73. Neuralgia and neuritis.....	1	1	.....	.....	.....	.....
74. Other Diseases of the Nervous System.....	8	2	1	2	3	.....
75. Diseases of the eyes and their adnexa.....	1	1	.....	.....	.....	.....
76. Diseases of the Ears.....	9	4	1	1	3	.....

TABLE No. 13.—Continued.

Showing Infant Mortality under 5 years of age in Ontario, 1912.—Continued.

OFFICIAL ENGLISH TRANSLATION. (DISEASES AND CAUSES OF DEATH.)	Total.	Under 1 Yr.	1 Year.	2 Years.	3 Years.	4 Years.
<b>III.—DISEASES OF THE CIRCULATORY SYSTEM.</b>						
Group Total.....	22	7	7	4	3	1
77. Pericarditis.....	1	1				
78. Acute Endocarditis.....	6	1	3	1		1
79. Organic Diseases of the Heart.....	9	1	3	3	2	
80. Angina pectoris.....	1	1				
83. Diseases of the veins (varices, hemorrhoids, phlebitis, etc.).....	1				1	
84. Diseases of the Lymphatic System (Lymphan- gitis, etc.).....	2	2				
85. Hæmorrhage; other diseases of the circulatory system.....	2	1	1			
<b>IV.—DISEASES OF THE RESPIRATORY SYSTEM.</b>						
Group Total.....	1,040	673	237	68	38	24
87. Diseases of the Larynx.....	19	10	1	2	4	2
89. Acute Bronchitis.....	179	127	42	2	4	4
90. Chronic Bronchitis.....	52	36	15		1	
91. Broncho-Pneumonia.....	337	218	76	30	8	5
92. Pneumonia.....	419	263	93	33	19	11
93. Pleurisy.....	11	4	5		1	1
94. Pulmonary Congestion, Pulmonary Apoplexy.	20	15	4	1		
95. Gangrene of the lung.....	1					1
96. Asthma.....	2		1		1	
<b>V. DISEASES OF THE DIGESTIVE SYSTEM.</b>						
Group Total.....	1,526	1,236	209	45	20	16
99. Diseases of the mouth and adnexa.....	8	6	1			1
100. Diseases of the Pharynx.....	12	4	2	2	2	2
101. Diseases of the oesophagus.....	1			1		
102. Ulcer of the Stomach.....	7	7				
103. Other Diseases of the Stomach (Cancer ex- cepted).....	192	167	16	5	3	1
104. Diarrhoea and Enteritis (under 2 years).....	1,146	979	167			
105. Diarrhoea and Enteritis (2 years and over) ..	50			30	12	8
108. Appendicitis and Typhlitis.....	6		3		1	2
109. Hernias, Intestinal Obstructions.....	22	20	1			1
110. Diseases of the Intestines.....	60	41	14	4	1	
113. Cirrhosis of the liver.....	1				1	
115. Other Diseases of the Liver.....	5	3	1	1		
117. Simple Peritonitis, (non-puerperal).....	15	9	4	2		1
<b>VI. NON-VENEREAL DISEASES OF THE GENITO- URINARY SYSTEM AND ADNEXA.</b>						
Group Total.....	35	20	4	3	7	1
119. Acute Nephritis.....	27	17	2	2	5	1
120. Bright's Disease.....	3	3				
122. Other Diseases of the Kidneys and Adnexa ..	3		2		1	
123. Calculi of the urinary passages.....	1				1	
125. Diseases of the urethra, urinary abscess, etc. .	1			1		



TABLE No. 14.

## Deaths by Occupations—Counties, 1912.

Occupations.	Total.	15-19.	20-29.	30-39.	40-49.	50-59.	60-69.	70-79.	80 and over.	Not stated.
Total deaths .....	32,150									
Total males and females.....	22,875	703	2,151	2,216	2,174	2,663	3,791	4,960	3,813	404
Deaths under 15.....	9,275									
Total males.....	12,333	376	1,180	1,135	1,151	1,480	2,031	2,703	2,000	277
Total females.....	10,542	327	971	1,081	1,023	1,183	1,760	2,257	1,813	127
Male.										
Agents.....	99	2	5	12	13	15	24	23	5	
Architects.....	4		3				1			
Artists and Photographers.....	7		1	2	1	1	2			
Bakers and Confectioners.....	32	2	3	3	8	6	6	4		
Bankers.....	8		1	1	1	2		3		
Barbers.....	34		6	13	9	4		1		
Bartenders.....	26		5	12	5	1	3			
Blacksmiths.....	106		8	14	10	18	23	22	11	
Boilermakers.....	7		1	3				3		
Bookbinders.....	5		1	2	1			1		
Bookkeepers and Accountants.....	66	2	12	9	6	11	8	8	4	1
Brakemen.....	52	2	29	10	6	2	1			2
Brassfinishers.....	3		1	1	1					
Brewers and Distillers.....	5		1	2				2		
Brickmakers.....	17	2	1	2	3	2	5	1	1	
Brokers.....	30			5	8	5	6	5	1	
Builders and Contractors.....	68		2	4	8	16	16	16	6	
Butchers.....	49		4	6	9	14	5	9	2	
Cabinetmakers.....	35		4	3	3	5	8	6	6	
Carpenters.....	294	4	16	27	30	48	64	72	31	2
Carriage and Wagonmakers.....	30		2		3	6	3	14	2	
Chaffeurs.....	2		1	1						
Cheesemakers.....	15		7	1	2	1	3	1		
Chemists and Druggists.....	22		2	5	4	6	2	2	1	
Cigarmakers.....	15		6	2		5	1	1		
Civil Engineers.....	22		4	6	2	2	5		3	
Civil Servants.....	71		1	7	3	19	23	15	2	1
Clergymen.....	64		2	2	5	15	14	18	8	
Clerks.....	199	30	62	32	28	14	15	11	3	4
Commercial Travellers.....	64		8	14	8	11	15	5	3	
Cooks and Chefs.....	24	1	4	2	7	4	1	2	1	2
Coopers.....	33	1	1		3	4	9	8	6	1
Dentists.....	7		2	1	1	1	1	1		
Drivers.....	17			3	2	4	4	3	1	
Electricians.....	22	1	5	6	5	3	1			1
Engineers, Marine.....	7			5	1	1				
" Railroad.....	18		5	2	3	6	1	1		
" Stationary.....	12		1	2	2	2	4	1		
" Unspecified.....	67	1	4	12	14	15	8	10	3	
Factory Hands.....	37	3	7	4	9	5	7	2		
Farmers.....	3,347	77	174	172	217	368	630	929	747	33
Firemen, Civic.....	3			2			1	1		1
" Marine.....	2			2						
" Railroad.....	22	2	12	5						3
" Unspecified.....	19	1	5	4	3	4	2			
Foremen.....	35		5	5	7	8	8	1	1	
Furriers.....	7		1	1	2	1	1		1	
Gardeners.....	90	1	3	5	8	12	16	27	17	1
Government Officials.....	41				2	4	13	18	4	
Harness Makers.....	23		1	3	2	5	3	7	2	
Hotelkeepers.....	42			4	10	13	7	7	1	
Hucksters and Pedlars.....	5			2		1	1	1		
Hunters and Fishermen.....	19	1	3	1	1	3	3	4	3	
Inmates of Institutions.....	667	4	30	50	65	78	198	162	162	8
Journalists.....	12		3	1	1	2	3	2		
Laborers.....	1,574	63	291	235	207	195	234	181	106	62
Laundrymen.....	14	1	6	3	2	2				
Lawyers and Barristers.....	26			1	2	7	3	12	1	
Linemen.....	21	1	8	6	1	4				1
Liverymen and Hostlers.....	20	1			6	5	5	3		
Lumbermen.....	85	4	9	13	9	14	20	7	6	3
Machinists.....	111	2	23	21	18	16	16	13	2	
Managers and Superintendents.....	45		2	9	11	8	10	5		
Manufacturers.....	34		1	3	3	8	7	9	3	
Masons.....	76	1	2	7	11	16	15	15	9	
Mechanics.....	44	1	9	9	5	4	8	6	1	1
Merchants.....	256		9	18	42	52	71	51	10	3
Milkmen.....	3		1		1		1			

TABLE No. 14 -Concluded.

Deaths by Occupations—Counties, 1912—Concluded.

Occupations—Male.	Total.	15-19.	20-29.	30-39.	40-49.	50-59.	60-69.	70-79.	80 and over.	Not stated.
Millers.....	29			2	1	3	9	11	3	
Mill Hands.....	33	2	4	8	4	4	4	7		
Millwrights.....	15			3	1	4	3	2		
Miners.....	52		19	8	10	5	4		1	5
Moulders.....	41	1	7	10	6	6	8	3		
Music Teachers and Musicians.....	14	1	1	2	3	2		3	1	1
Painters and Decorators.....	90	1	11	13	15	18	19	8	4	1
Physicians and Veterinary Surgeons.....	53		1	5	12	10	7	9	9	
Plasterers and Lathers.....	24		5	5	4	2	2	4	2	
Plumbers and Steamfitters.....	21		4	6	1	3	3	2	1	1
Policemen.....	11		2	3	2	1	2	1		
Polishers and Grainers.....	16	1	1	7	1	4	1			1
Printers.....	38	7	9	5	5	7	5			
Public Officials.....	16					2	3	8	3	
Railroad Employees.....	155	1	33	33	22	21	26	10	4	5
Sailors.....	60	4	11	8	4	5	9	9	6	4
Salesmen.....	28	1	7	4	6	4	5	1		
School Teachers.....	36		10	8	2	6	4	4	2	
Servants, Porters and Stewards.....	57	5	11	11	14	8	4	2	1	1
Shoemakers.....	77		3	3	10	11	17	15	17	1
Soldiers.....	12		4	3	2			3		
Steel and Iron Workers.....	32	1	10	6	6	4	3	2		
Stenographers.....	2		1	1						
Stonecutters.....	21		2	5	5	7	1	1		
Street Railway Employees.....	17		3	7	2	5				
Students.....	73	50	21	2						
Tailors.....	52	2	3	7	9	7	5	11	6	2
Tanners and Curriers.....	8			1		3	2	2		
Teamsters and Drivers.....	140	5	28	31	22	25	14	10	5	
Telegraph and 'Phone Operators.....	15	1	5	2	2	3	1	1		
Tinsmiths.....	31	3	7	2	2	9	5	2	1	
Undertakers.....	8			2	1	2	1	2	1	
Upholsterers.....	4		1	1	1	1				
Watchmakers and Jewellers.....	25	2	7	1	2	2	5	5	1	
Watchmen and Caretakers.....	51		3	4	6	8	16	13	1	
Weavers.....	25		3	2	1	4	2	5	7	1
Woodworkers.....	16	1	2	3	1		4	2	3	
Other occupations.....	181	9	35	35	24	20	30	17	8	3
No occupations.....	2,416	67	76	61	79	151	331	797	736	118
Female.										
Artists.....	1		1							
Bookkeepers and Accountants.....	21	2	11	3	4					1
Civil Servants.....	6					1	4	1		
Clerks.....	28	6	15	3	2	2				
Cooks.....	6			2	1		1	1		1
Domestics and Housekeepers.....	510	29	53	40	52	84	105	89	52	6
Dressmakers.....	52	1	5	10	12	13	5	3	2	1
Factory Hands.....	24	5	14	3	2					
Forewomen.....	1				1					
Housewives.....	5,147	39	540	790	711	716	982	890	436	42
Inmates of Institutions.....	514	2	30	37	43	67	74	125	126	10
Laundry Hands.....	2			1		1				
Milliners.....	11	2	3	2	2	1			1	
Music Teachers.....	5		1		1	2	1			
Nuns and Religious Sisters.....	21	1	6	2	2	5		3	2	
Nurses.....	36		9	11	8	2	4	1		1
Saleswomen.....	1				1					
School Teachers.....	41	1	15	12	5	4	2	2		
Seamstresses.....	9		2	2	1	3	1	1		
Stenographers.....	26	8	12	4	1		1			
Students.....	34	24	10							
Tailoresses.....	14		2	5	3	2	2			
Telegraph Operators.....	1			1						
Telephone Operators.....	5	1	3	1						
Weavers.....	2						1		1	
Other occupations.....	27	7	6	5		3	2	3		1
No occupations.....	3,997	199	233	147	171	277	575	1,139	1,193	63



---

# APPENDIX

---

BIRTHS BY MONTHS, AND SEX (STILL-BIRTHS EXCLUDED)—COUNTIES, 1912.

Counties.	Sex.	Total.	Months												No. pairs of twins.	No. cases of triplets.	Illegitimate.	
			January.	February.	March.	April.	May.	June.	July.	August.	September.	October.	November.	December.				No date.
Grand Total.....	.....	58,870	4,644	4,582	5,142	4,868	5,011	5,022	5,233	5,271	5,054	4,839	4,616	4,587	.....	603	7	1,256
Total Males.....	.....	30,180	2,367	2,368	2,687	2,484	2,541	2,586	2,705	2,610	2,561	2,464	2,376	2,431	.....	639	10	656
Total Females.....	.....	28,690	2,277	2,215	2,455	2,384	2,470	2,436	2,528	2,661	2,493	2,375	2,240	2,156	.....	567	11	600
Algoma.....	M	448	31	28	34	43	35	41	45	29	41	50	35	36	.....	10	.....	9
	F	401	33	30	45	43	28	23	31	37	32	28	39	32	.....	6	.....	6
		849	64	58	79	86	63	64	76	66	73	78	74	68	.....	8	.....	15
Brant.....	M	556	37	46	40	44	46	48	49	54	49	42	55	46	.....	8	.....	11
	F	604	61	47	40	43	48	58	52	57	58	47	44	49	.....	10	.....	6
		1,160	98	93	80	87	94	106	101	111	107	89	99	95	.....	9	.....	17
Bruce.....	M	540	61	41	54	45	54	48	32	48	49	33	42	33	.....	15	.....	10
	F	529	37	45	51	42	38	49	39	43	50	36	48	51	.....	13	.....	8
		1,069	98	86	105	87	92	97	71	91	99	69	90	84	.....	14	.....	18
Carleton.....	M	1,498	120	115	154	131	119	134	154	116	112	113	113	117	.....	31	.....	112
	F	1,495	118	136	121	119	108	146	140	134	126	112	110	125	.....	23	.....	91
		2,993	238	251	275	250	227	280	294	250	238	225	223	242	.....	27	.....	203
Dufferin.....	M	161	13	14	13	17	18	21	8	12	13	14	4	14	.....	1	.....	2
	F	160	10	13	20	18	9	12	9	15	13	13	13	15	.....	3	.....	1
		321	23	27	33	35	27	33	17	27	26	27	17	29	.....	2	.....	3



Elgin.....	M	442	30	39	38	35	40	43	38	46	36	27	35	8	.....	3
	F	386	33	28	36	24	31	28	41	39	32	24	38	2	3	2
		828	63	67	74	59	71	71	79	85	68	51	73	5	1	5
Essex.....	M	852	62	70	69	67	83	81	82	70	78	59	57	19	.....	6
	F	727	50	55	55	66	48	73	71	72	66	57	53	19	.....	3
		1,579	112	125	124	133	131	154	153	142	144	116	110	19	.....	9
Frontenac.....	M	438	38	37	39	42	23	43	37	33	36	27	50	5	2	20
	F	434	33	23	44	31	42	28	42	38	39	40	39	5	1	15
		872	71	60	83	73	65	71	79	71	75	67	89	5	1	35
Grey.....	M	684	47	42	52	68	68	53	62	64	51	51	68	14	.....	8
	F	585	41	42	61	55	54	46	53	46	44	41	38	6	.....	7
		1,269	88	84	113	123	122	99	115	110	95	92	106	10	.....	15
Haldimand.....	M	214	29	13	24	19	16	17	16	14	17	13	21	4	.....	.....
	F	211	25	11	20	13	23	18	19	13	16	11	19	2	.....	.....
		425	54	24	44	32	38	35	35	27	33	24	40	3	.....	.....
Haliburton.....	M	65	6	5	7	5	3	3	9	7	4	3	7	4	.....	1
	F	81	7	8	3	14	4	9	7	9	4	3	6	2	.....	2
		146	13	13	10	19	7	12	16	16	8	6	13	3	.....	3
Halton.....	M	204	11	18	10	22	13	25	15	22	19	17	10	4	.....	2
	F	216	11	12	20	18	16	23	17	16	18	23	21	4	.....	3
		420	22	30	30	40	29	48	32	38	37	40	31	4	.....	5
Hastings.....	M	708	70	73	63	60	54	59	60	60	48	56	47	13	2	10
	F	602	46	49	54	59	54	51	61	45	43	50	43	13	1	12
		1,310	116	122	117	119	101	110	121	105	91	106	90	13	1	22

BIRTHS BY MONTHS, AND SEX (STILL-BIRTHS EXCLUDED)—COUNTIES, 1912.—Continued.

Counties.	Sex.	Total.	Months												No. date.	No. pairs of twins.	No. cases of triplets.	Illegiti- mates.
			January.	February.	March.	April.	May.	June.	July.	August.	September.	October.	November.	December.				
Huron .....	M	482	38	41	37	36	43	46	42	36	42	47	35	39	.....	12	.....	5
	F	492	47	33	43	46	33	45	45	48	50	33	32	37	.....	10	.....	4
Kenora .....	M	127	7	10	12	9	14	9	14	8	17	7	10	.....	2	.....	.....	
	F	119	10	9	9	11	8	8	12	11	12	9	10	.....	.....	.....	1	
Kent .....	M	612	51	51	41	53	44	48	55	48	62	50	50	59	.....	15	.....	10
	F	575	56	45	43	40	49	48	50	49	53	46	44	52	.....	5	.....	5
Lambton .....	M	1,187	107	96	84	93	93	96	105	97	115	96	94	111	.....	10	.....	15
	F	497	30	40	49	35	33	45	46	49	51	50	34	35	.....	11	.....	5
Lanark .....	M	460	34	39	48	29	34	39	40	40	34	45	40	38	.....	5	.....	4
	F	957	64	79	97	64	67	84	86	89	85	95	74	73	.....	8	.....	9
Leeds and Grenville .....	M	357	36	28	35	22	29	32	28	33	38	32	23	21	.....	12	.....	2
	F	326	17	16	22	31	29	38	28	30	27	28	32	28	.....	2	.....	5
Lennox and Addington .....	M	683	53	44	57	53	58	70	56	63	65	60	55	49	.....	7	.....	7
	F	502	36	36	43	41	44	50	51	44	44	37	30	46	.....	15	.....	5
Total	M	516	52	45	56	36	46	37	38	36	51	39	47	33	.....	17	.....	12
	F	1,018	88	81	99	77	90	87	89	80	95	76	77	79	.....	16	.....	17
Total	M	210	15	15	19	20	22	15	21	20	20	20	17	6	.....	4	.....	3
	F	181	16	10	9	17	20	16	21	21	18	16	14	13	.....	6	.....	3
Total		391	31	25	28	37	42	31	42	38	31	36	31	19	.....	5	.....	6

Lincoln.....	M	411	30	28	27	39	37	42	43	31	41	28	35	8	7
	F	395	29	36	31	38	45	28	35	35	27	28	40	6	7
		806	59	64	58	77	82	70	78	66	68	56	75	7	14
Manitoulin.....	M	101	6	8	12	13	7	9	5	8	4	4	14	2	.....
	F	105	6	17	11	13	7	3	6	6	7	11	7	4	3
		206	12	25	23	26	14	12	11	14	11	15	21	3	3
Middlesex.....	M	955	80	81	72	76	70	71	91	76	78	80	83	16	34
	F	959	80	75	72	85	74	91	72	99	94	80	68	18	41
		1,914	160	156	144	161	144	162	163	175	172	160	151	17	75
Muskoka.....	M	267	17	21	21	26	21	28	27	23	21	21	23	2	4
	F	264	22	30	18	16	21	25	22	23	15	17	25	10	7
		531	39	51	39	42	42	53	49	46	36	38	48	6	11
Nipissing.....	M	906	72	98	74	69	65	76	69	85	70	81	82	21	7
	F	869	68	83	72	82	65	75	71	87	73	59	72	17	1
		1,775	140	181	146	151	130	151	140	172	143	140	154	19	8
Norfolk.....	M	249	18	26	28	25	21	23	24	16	16	15	17	5	8
	F	268	14	20	24	18	22	35	29	21	22	26	24	11	1
		517	32	46	52	43	43	58	53	37	38	41	41	8	9
Northumberland and Durham.....	M	586	39	44	50	48	55	58	48	55	47	43	51	10	5
	F	556	36	47	50	49	58	55	49	42	46	43	48	8	7
		1,142	75	91	100	97	113	113	97	97	93	86	99	9	12
Ontario.....	M	433	50	38	38	49	35	37	43	30	31	31	27	8	9
	F	375	34	34	37	40	35	30	39	28	27	21	22	8	5
		808	84	72	75	89	70	67	82	58	58	52	49	8	14

BIRTHS BY MONTHS, AND SEX (STILL-BIRTHS EXCLUDED)—COUNTIES, 1912—Continued.

Counties.	Sex.	Total.	January.	February.	March.	April.	May.	June.	July.	August.	September.	October.	November.	December.	No date.	No. pairs of twins.	No. cases of triplets.	Illegiti- mates.
Oxford .....	M	497	41	34	39	40	37	48	45	55	37	46	35	40	...	9	...	3
	F	477	36	32	36	36	38	34	40	52	51	51	33	38	...	7	...	3
Parry Sound.....	M	974	77	66	75	76	75	82	85	107	88	97	68	78	...	8	...	6
	F	330	30	31	27	20	27	27	37	36	20	31	28	16	...	2	...	4
Peel.....	M	345	23	29	26	31	35	26	29	43	30	20	30	23	...	6	...	3
	F	675	53	60	53	51	62	53	66	79	50	51	58	39	...	4	...	7
Perth.....	M	220	20	21	20	19	12	16	22	12	22	22	13	21	...	.....	.....	5
	F	198	16	18	15	13	22	17	17	19	15	16	19	11	...	2	...	3
Peterborough.....	M	418	36	39	35	32	34	33	39	31	37	38	32	32	...	1	...	8
	F	479	36	39	50	30	42	37	39	39	38	50	37	42	...	13	...	4
Peterborough.....	M	484	41	40	40	37	36	36	42	50	28	39	49	46	...	11	...	2
	F	963	77	79	90	67	78	73	81	89	66	89	86	88	...	12	...	6
Peterborough.....	M	494	43	32	48	37	46	46	34	42	36	41	32	57	...	17	...	5
	F	483	48	39	45	36	49	43	42	43	39	41	34	24	...	13	...	4
Prescott and Russell.....	M	977	91	71	93	73	95	89	76	85	75	82	66	81	...	15	...	9
	F	867	63	74	98	87	73	64	69	84	57	64	68	66	...	19	.....	.....
Prince Edward.....	M	792	69	62	63	87	72	65	64	85	62	60	58	45	...	13	.....	3
	F	1,659	132	136	161	174	145	129	133	169	119	124	126	111	...	16	.....	3
Prince Edward.....	M	140	7	11	11	10	10	15	20	14	12	13	12	5	...	4	.....	1
	F	150	9	10	8	15	14	8	19	18	19	8	9	13	...	6	.....	1
Total		290	16	21	19	25	24	23	39	32	31	21	21	18	...	5	.....	2

M	134	8	13	12	13	11	6	12	17	7	9	15	11	7	2	.....	2
F	120	9	3	6	16	9	12	12	10	12	9	11	11	.....	4	.....	.....
	254	17	16	18	29	20	18	24	27	19	18	26	22	.....	3	.....	2
M	608	46	45	57	71	54	56	53	50	54	43	49	30	.....	18	.....	8
F	571	57	58	48	49	41	42	46	53	47	48	40	42	.....	12	.....	8
	1,179	103	103	105	120	95	98	99	103	101	91	89	72	.....	15	.....	16
M	938	70	86	89	60	81	109	81	73	74	86	73	56	.....	21	.....	6
F	866	63	63	77	90	84	75	61	68	70	83	67	65	.....	19	.....	8
	1,804	133	149	166	150	165	184	142	141	144	169	140	121	.....	20	.....	14
M	589	52	35	51	49	53	41	57	56	47	51	47	50	.....	11	.....	6
F	546	53	43	49	40	39	41	48	58	53	52	47	23	.....	13	.....	6
	1,135	105	78	100	89	92	82	105	114	100	103	94	73	.....	12	.....	12
M	394	24	32	42	34	27	31	35	28	38	26	28	49	.....	9	.....	2
F	385	36	48	39	26	38	27	25	32	25	24	29	36	.....	11	.....	2
	779	60	80	81	60	65	58	60	60	63	50	57	85	.....	10	.....	4
M	693	66	45	54	46	58	67	66	49	69	59	64	50	.....	13	.....	6
F	660	52	45	65	62	64	64	42	53	57	50	59	47	.....	13	.....	9
	1,353	118	90	119	108	122	131	108	102	126	109	123	97	.....	13	.....	15
M	327	21	24	31	26	26	30	40	27	36	24	20	22	.....	5	.....	2
F	321	25	25	25	24	19	33	29	38	28	24	26	25	.....	9	.....	2
	648	46	49	56	50	45	63	69	65	64	48	46	47	.....	7	.....	4
M	775	63	63	57	65	75	55	62	62	63	71	64	75	.....	20	.....	4
F	740	59	56	53	69	74	68	79	63	65	57	48	49	.....	12	.....	6
	1,515	122	119	110	134	149	123	141	125	128	128	112	124	.....	16	.....	10

Rainy River.....  
 Renfrew.....  
 Simcoe.....  
 Stormont, Dundas and  
 Glengarry.....  
 Sudbury.....  
 Thunder Bay.....  
 Victoria.....  
 Waterloo.....

BIRTHS BY MONTHS, AND SEX (STILL-BIRTHS EXCLUDED)—COUNTIES, 1912—Concluded.

Counties.	Sex.	Total.	Months.												No. cases of triplets.	No. pairs of twins.	No date.	Illigiti-males.
			January.	February.	March.	April.	May.	June.	July.	August.	September.	October.	November.	December.				
Welland.....	M	546	32	54	40	39	44	51	38	57	52	41	42	56	1	7		
	F	498	33	33	43	45	41	41	43	48	44	50	45	32	13	5		
		1,044	65	87	83	84	85	92	81	105	96	91	87	88	7	12		
Wellington.....	M	552	49	47	48	40	64	42	54	42	34	44	46	42	8	6		
	F	533	46	40	40	47	36	41	61	42	54	55	36	35	10	3		
		1,085	95	87	88	87	100	83	115	84	88	99	82	77	9	9		
Wentworth.....	M	1,627	138	125	151	123	136	135	153	121	129	134	151	131	34	38		
	F	1,522	112	113	121	114	131	119	160	134	142	137	122	117	18	34		
		3,149	250	238	272	237	267	254	313	255	271	271	273	248	26	72		
York.....	M	6,465	478	482	585	539	522	558	575	580	558	517	548	523	154	251		
	F	6,108	464	493	514	478	544	526	550	599	517	523	472	428	140	234		
		12,573	942	975	1,099	1,017	1,066	1,084	1,125	1,179	1,075	1,040	1,020	951	147	485		

BIRTHS BY MONTHS, AND SEX (STILL-BIRTHS EXCLUDED)—CITIES, 1912.

Cities.	Sex.	Total.	January.	February.	March.	April.	May.	June.	July.	August.	September.	October.	November.	December.	No date.	No. pairs of twins.	No. cases of triplets.	Illegit- mates.
Grand Total.....	.....	22,929	1,810	1,796	1,977	1,817	1,911	2,000	2,062	2,022	1,952	1,904	1,868	1,810	....	225	3	897
Total Males.....	.....	11,709	924	909	1,046	945	935	1,011	1,053	999	962	961	998	966	....	243	4	468
Total Females.....	.....	11,220	886	887	931	872	976	989	1,009	1,023	990	943	870	844	....	207	5	429
Belleville.....	M F	121 120	9 9	13 11	13 14	4 15	11 10	15 15	7 7	11 11	5 5	10 6	12 13	11 4	....	2 4	.....	1 4
Berlin.....	M F	217 225	15 29	13 20	16 14	19 21	16 17	15 25	22 24	19 15	17 21	26 7	20 12	19 20	....	4 .....	.....	1 4
Brantford.....	M F	442 350 391	44 25 39	33 32 30	30 22 23	40 27 26	33 25 28	40 28 40	46 29 36	34 34 42	38 32 36	33 30 33	32 33 27	39 33 31	....	2 8 8	.....	5 6 3
Chatham.....	M F	741 116 95	64 6 13	62 14 4	45 9 7	53 6 4	53 7 11	68 10 8	65 11 7	76 6 7	68 14 8	63 12 7	60 7 8	64 14 11	....	8 4 .....	.....	9 5 2
Fort William.....	M F	211 387 375	19 39 31	18 22 27	16 27 29	10 19 26	18 34 38	18 41 39	18 33 24	13 26 30	13 41 41	19 36 28	15 36 36	25 33 26	....	2 8 6	.....	7 3 5
		762	70	49	56	45	72	80	57	56	82	64	72	59	....	7	.....	8

## BIRTHS BY MONTHS, AND SEX (STILL-BIRTHS EXCLUDED)—CITIES, 1912—Continued.

Cities.	Sex.		Total.	January.	February.	March.	April.	May.	June.	July.	August.	September.	October.	November.	December.	No date.	No. pairs of twins.	No. cases of triplets.	Illegitimate.
	M.	F.																	
Guelph .....	M	204	376	20	19	16	14	20	13	16	11	20	18	17	20	5	5	2	
	F	172		18	8	12	19	12	12	11	16	14	16	21	12	13	7	7	
Hamilton .....	M	1,305	2,517	119	104	124	96	100	103	125	93	106	108	123	104	23	23	37	
	F	1,212		88	86	99	92	107	91	125	102	123	112	102	85	85	9	9	28
Kingston .....	M	213	427	17	14	23	18	17	8	23	19	17	19	15	23			13	
	F	214		18	10	22	12	17	20	20	17	15	24	24	14	21	2	2	12
London .....	M	558	1,091	43	60	41	47	40	48	41	53	42	40	55	48			30	
	F	533		43	41	42	35	46	40	40	60	35	54	47	45	45			39
Niagara Falls .....	M	131	260	10	9	11	10	9	14	10	20	8	8	13	9			2	
	F	129		11	9	9	5	10	10	17	12	11	11	16	11	7			2
Ottawa .....	M	1,173	2,346	106	89	116	105	95	107	111	84	84	89	95	92			110	
	F	1,173		82	106	97	96	87	87	103	109	97	101	95	91	109			92
Peterborough .....	M	228	462	20	19	23	15	16	22	16	17	16	20	16	28			2	
	F	234		20	17	23	17	31	25	25	21	21	20	14	12	13			3
				40	36	46	32	47	47	37	38	36	34	28	41			5	



Port Arthur .....	M	246	21	17	24	20	21	27	19	22	18	22	14	3
	F	235	17	29	29	23	19	16	20	14	19	19	16	4
		481	38	46	53	43	40	43	39	36	37	41	30	7
St. Catharines .....	M	173	13	11	6	14	22	21	20	9	21	8	16	3
	F	168	12	16	14	13	23	7	18	14	15	12	12	3
		341	25	28	20	27	45	28	38	23	36	20	28	6
Stratford.....	M	142	9	15	10	11	12	15	8	7	11	13	17	3
	F	144	8	12	14	10	12	5	14	10	12	14	17	1
		286	17	27	24	21	24	20	22	17	23	27	34	1
St. Thomas.....	M	169	10	14	14	16	11	20	13	23	13	9	9	1
	F	140	11	12	5	7	11	13	19	18	8	8	17	1
		309	21	28	19	23	22	33	32	41	21	17	26	2
Toronto .....	M	5,616	411	514	476	451	486	493	513	480	447	482	451	4
	F	5,344	409	448	417	484	404	476	521	443	453	408	380	2
		10,960	820	962	893	935	950	969	1,034	923	900	890	831	2
Windsor .....	M	249	21	24	31	21	27	22	21	12	28	13	13	3
	F	215	18	12	21	17	18	25	24	16	16	21	10	1
		464	39	36	52	38	45	47	45	28	44	34	23	4
Woodstock.....	M	111	10	9	4	12	8	11	12	7	7	9	12	3
	F	101	10	11	4	8	8	9	7	15	10	5	7	2
		212	20	20	8	20	16	20	19	22	17	14	19	5

BIRTHS BY MONTHS AND SEX (STILL-BIRTHS EXCLUDED)—TOWNS, 1912.

Towns.	Sex.	January.	February.	March.	April.	May.	June.	July.	August.	Septem-ber.	October.	Novem-ber.	Decem-ber.	No date.	No. Pairs of Twins.	No. Cases of Triplets.	Illegiti-mate.
Grand Total.....	.....	318	276	346	333	351	342	370	314	338	320	304	301	.....	32	1	57
Total Males.....	.....	175	144	180	168	182	180	202	143	204	167	160	170	.....	34	2	29
Total Females.....	.....	143	132	166	165	169	162	168	171	134	153	144	131	.....	30	1	28
Barrie.....	M	2	7	10	1	8	5	4	6	10	9	8	6	.....	2	.....	2
	F	4	5	6	8	10	7	7	8	7	4	6	9	.....	.....	.....	.....
	.....	6	12	16	9	18	12	11	14	17	13	14	15	.....	1	.....	2
Brockville.....	M	9	4	14	7	11	14	12	8	14	4	7	11	.....	3	.....	4
	F	13	12	11	11	12	10	9	2	10	9	10	7	.....	3	.....	5
	.....	22	16	25	18	23	24	21	10	24	13	17	18	.....	3	.....	9
obalt.....	M	17	10	11	7	13	4	12	12	11	18	9	12	.....	5	.....	2
	F	12	7	7	10	12	9	10	11	5	11	8	9	.....	3	.....	2
	.....	29	17	18	17	25	13	22	23	16	29	17	21	.....	4	.....	4
Cobourg.....	M	5	5	5	3	7	4	6	.....	7	4	5	5	.....	.....	.....	1
	F	7	4	5	5	4	5	6	5	.....	2	3	7	.....	.....	.....	3
	.....	12	9	10	8	11	9	12	5	7	6	8	12	.....	.....	.....	4
Collingwood.....	M	4	4	6	9	7	14	11	4	10	7	15	7	.....	2	.....	1
	F	9	6	9	11	5	7	5	9	6	5	7	5	.....	2	.....	3
	.....	13	10	15	20	12	21	16	13	16	12	22	12	.....	2	.....	4
Cornwall.....	M	8	8	8	10	8	2	8	6	5	6	9	12	.....	3	.....	2
	F	10	3	5	1	7	7	9	5	5	1	9	1	.....	1	.....	2
	.....	18	11	13	11	15	9	17	11	10	7	18	13	.....	2	.....	4

M	134	13	10	16	14	10	7	7	12	10	10	10	12	2	2	2
F	117	7	4	12	16	5	19	10	8	11	10	10	3	4	4	4
	251	20	17	32	26	15	26	17	20	21	20	20	15	3	3	2
M	67	5	6	7	2	9	7	3	8	6	5	5	3			
F	56	5	5	6	5	3	4	2	9	4	4	4	5			
	123	10	11	13	7	12	10	9	12	10	9	8	8			1
M	79	6	3	8	7	10	5	10	8	5	4	4	6			
F	79	7	9	8	5	9	5	8	9	4	4	4	5			
	158	13	12	16	12	19	10	18	17	9	8	8	11	2	2	
M	142	10	14	13	12	11	10	14	9	7	10	17	17	2	2	
F	140	10	10	11	11	12	15	14	9	12	6	6	16	2	2	1
	282	20	24	24	23	25	28	18	27	21	16	16	33	2	2	1
M	103	6	9	11	8	15	10	3	10	12	8	8	3	1	2	
F	79	6	7	6	4	7	7	9	3	18	6	6	3	3	1	
	182	12	16	17	12	15	18	12	13	30	14	6	6	2	1	
M	84	9	9	11	10	4	11	3	3	5	4	4	5			
F	79	4	4	11	5	9	7	2	2	11	10	1	1			1
	163	13	13	22	15	13	24	5	5	16	14	6	6			1
M	117	19	8	12	12	14	11	9	7	5	4	6	6			1
F	99	5	9	5	13	11	8	11	6	10	7	7	7			2
	216	24	17	17	25	19	17	20	13	15	11	13	13			3
M	179	12	10	10	17	11	18	19	17	14	14	20	20	2	2	5
F	156	11	11	21	16	16	11	12	21	16	10	7	4	2	2	5
	335	23	21	31	33	27	29	31	33	24	21	24	24	2	2	10

BIRTHS BY MONTHS AND SEX (STILL-BIRTHS EXCLUDED)—TOWNS, 1912.—Concluded.

Towns.	Sex.	Total.	January.	February.	March.	April.	May.	June.	July.	August.	Septem-ber.	October.	Novem-ber.	Decem-ber.	No date.	No. Pairs of Twins.	No. Cases of Triplets.	Illegiti-mate.
Pembroke .....	M	73	2	3	10	9	6	7	7	7	6	10	4	2	.....	2	.....	.....
	F	73	9	7	7	6	4	4	8	6	4	6	6	6	.....	.....	.....	.....
Port Hope .....	M	56	6	5	3	2	7	5	6	6	9	3	3	1	.....	2	.....	.....
	F	54	5	3	6	2	3	8	2	6	7	5	3	4	.....	.....	.....	.....
Sarnia .....	M	120	7	5	9	9	8	14	13	11	13	13	9	9	.....	3	.....	1
	F	108	5	10	10	4	13	11	8	11	9	7	11	9	.....	1	.....	1
Sault St. Marie.....	M	140	11	9	7	16	11	12	14	8	14	13	12	13	.....	3	.....	6
	F	111	8	6	7	11	8	9	10	12	7	8	12	13	.....	3	.....	.....
Smith's Falls .....	M	251	19	15	14	27	19	21	24	20	21	21	24	26	.....	3	.....	6
	F	98	17	5	8	5	6	5	7	6	14	9	9	7	.....	2	.....	1
Welland.....	M	112	7	7	7	6	9	8	15	10	12	7	11	13	.....	.....	.....	1
	F	92	3	7	7	10	8	7	8	8	10	5	10	9	.....	.....	.....	.....
		204	10	14	14	16	17	15	23	18	22	12	21	22	.....	1	.....	1

MARRIAGES BY MONTHS—COUNTIES, 1912.

Counties.	Total.	January.	February.	March.	April.	May.	June.	July.	August.	September.	October.	November.	December.
		1,903	1,778	1,623	2,318	1,749	3,767	2,235	2,392	3,019	2,705	2,380	2,976
Grand Total.....	28,845	25	39	23	28	31	44	42	41	35	25	27	43
Algoma.....	403	33	32	19	45	36	52	30	40	46	51	34	49
Brant.....	467	26	32	19	26	18	47	28	18	32	32	27	39
Bruce.....	344	69	67	30	112	91	185	91	98	125	160	122	71
Carleton.....	1,221	9	17	11	8	10	19	3	6	12	9	9	17
Dufferin.....	130	20	25	14	21	25	54	22	17	42	35	43	50
Elgin.....	368	220	251	270	301	253	471	402	428	448	361	373	371
Essex.....	4,149	20	32	17	31	25	61	31	43	45	39	31	52
Frontenac.....	427	47	30	46	30	22	69	36	34	39	48	25	70
Grey.....	496	7	5	9	15	9	27	3	9	25	15	12	10
Haldimand.....	146	1	1	2	2	4	1	2	1	.....	1	2	5
Haliburton.....	22	9	12	7	8	17	33	8	14	20	13	10	9
Halton.....	160	35	19	34	45	28	60	31	29	42	30	38	79
Hastings.....	470	28	23	26	28	14	54	23	19	42	30	24	37
Huron.....	348	3	5	3	1	8	4	4	3	5	6	7	5
Kenora.....	54	40	41	29	39	24	43	38	41	38	46	48	48
Kent.....	475	34	24	40	40	31	70	29	50	45	57	32	66
Lambton.....	518	19	14	24	23	13	35	14	16	31	22	14	20
Lanark.....	245	54	31	27	38	24	46	38	37	65	47	35	56
Leeds and Grenville.....	498	11	16	12	10	4	14	5	8	22	14	11	27
Lennox and Addington.....	154												

MARRIAGES BY MONTHS—COUNTIES, 1912.—Continued.

Counties.	Total.	January.	February.	March.	April.	May.	June.	July.	August.	September.	October.	November.	December.
Lincoln.....	348	25	27	14	24	24	51	27	26	31	44	17	38
Manitoulin.....	56	1	1	3	4	3	7	6	4	6	6	6	9
Middlesex.....	928	67	52	43	75	58	125	63	73	102	75	73	122
Muskoka.....	160	8	5	5	18	8	18	5	12	24	20	8	29
Nipissing.....	473	20	17	21	44	37	73	41	42	46	48	48	34
Norfolk.....	193	21	13	18	10	12	19	12	11	19	8	9	41
Northumberland and Durham.....	390	33	22	32	29	17	62	24	21	36	28	34	52
Ontario.....	277	27	19	13	18	15	40	20	17	32	25	16	35
Oxford.....	382	35	25	26	34	21	53	23	26	35	27	36	41
Parry Sound.....	167	7	6	7	15	8	25	10	15	15	15	20	24
Peel.....	142	14	15	12	15	8	18	5	9	15	10	10	11
Perth.....	403	43	34	28	37	24	52	19	21	35	36	31	43
Peterborough.....	377	33	23	23	31	18	52	30	28	33	35	35	36
Prescott and Russell.....	336	33	31	12	36	22	46	36	25	39	33	15	8
Prince Edward.....	116	11	3	4	7	6	15	3	11	16	8	11	21
Rainy River.....	96	4	4	4	9	4	10	6	10	15	8	10	12
Renfrew.....	350	23	17	11	35	20	47	34	26	51	30	44	22
Simcoe.....	647	53	40	60	71	33	86	33	37	66	53	53	62
Stormont, Dundas and Glengarry.....	366	28	28	21	21	22	56	30	20	55	29	23	33

Sudbury.....	183	13	11	7	25	12	20	16	15	16	12	16	20	16	48	51	16	20
Thunder Bay. ....	461	30	28	13	44	27	43	48	34	44	51	48	51	44	51	48	51	51
Victoria.....	213	20	10	13	20	8	18	11	16	27	24	17	29	27	24	17	29	29
Waterloo.....	576	57	39	19	39	30	82	46	46	67	50	41	60	67	50	41	60	60
Welland.....	1,840	111	112	107	122	116	182	192	203	182	171	176	166	182	171	176	166	166
Wellington .....	378	35	27	19	38	20	67	25	22	26	30	31	38	26	30	31	38	38
Wentworth.....	1,464	78	94	77	123	86	188	129	117	143	157	107	165	143	157	107	165	165
York.....	6,418	363	359	349	523	401	923	461	553	684	631	521	650	684	631	521	650	650

MARRIAGES BY MONTHS—CITIES, 1912.

Cities.	Total.	January.	February.	March.	April.	May.	June.	July.	August.	September.	October.	November.	December.
		895	964	830	1,267	1,017	2,052	1,340	1,424	1,658	1,597	1,348	1,525
Grand Total.....	15,917												
Belleville .....	124	4	3	8	12	11	22	9	1	17	8	12	17
Berlin.....	190	19	13	6	14	5	25	14	20	27	18	15	14
Brantford.....	302	22	19	13	27	27	39	19	26	31	40	20	19
Chatham.....	191	13	11	8	15	12	19	25	20	12	21	17	18
Fort William.....	205	15	13	6	18	13	15	28	22	18	14	23	20
Guelph.....	127	8	8	2	10	12	22	12	7	7	12	13	14
Hamilton .....	1,306	70	87	63	109	78	165	119	109	124	140	97	145
Kingston .....	310	14	20	15	28	16	50	25	36	24	32	22	33
London.....	676	44	37	23	58	43	96	46	60	76	60	52	81
Niagara Falls.....	839	42	60	57	54	52	78	95	88	83	80	68	82
Ottawa.....	1,089	61	62	28	106	85	149	83	86	106	148	111	64
Peterborough.....	251	17	19	13	19	12	39	26	18	19	24	25	20
Port Arthur.....	234	11	14	6	22	12	29	16	13	24	34	23	30
St. Catharines .....	197	12	16	8	15	14	28	12	10	20	25	13	24
St. Thomas.....	190	10	15	8	14	17	28	11	11	21	18	21	16
Stratford.....	138	12	7	5	9	8	17	10	9	16	16	18	11
Toronto.....	6,007	331	333	320	481	383	857	440	519	640	600	488	615
Windsor.....	3,429	182	223	238	247	214	362	340	358	381	296	297	291
Woodstock.....	112	8	4	3	14	3	12	10	11	12	11	13	11



MARRIAGES BY MONTHS—TOWNS, 1912.

Towns.	January.	February.	March.	April.	May.	June.	July.	August.	September.	October.	November.	December.	Total.
Grand Total.....	129	108	115	184	124	238	148	184	220	181	172	215	2,018
Barrie.....	6	4	7	13	4	6	5	7	11	5	9	8	85
Brockville.....	7	8	8	16	5	14	11	12	19	12	11	13	136
Cobalt.....	2	2	6	3	6	5	3	9	9	6	9	3	63
Cobourg.....	5	1	4	5	2	5	3	4	7	6	4	5	51
Collingwood.....	6	1	4	9	1	7	2	3	4	5	5	11	58
Cornwall.....	2	3	.....	6	5	6	5	7	8	4	5	10	61
Galt.....	8	5	3	10	8	20	8	11	14	8	4	13	112
Kenora.....	2	5	3	2	7	.....	3	3	4	5	4	4	42
Lindsay.....	8	3	7	13	5	9	6	6	11	17	12	14	111
North Bay.....	3	2	6	11	11	18	9	7	16	13	15	7	118
North Toronto.....	.....	3	.....	4	.....	8	3	5	5	1	2	2	33
Orillia.....	8	5	6	11	6	9	8	4	12	7	6	8	90
Oshawa.....	3	4	4	6	6	13	8	8	9	12	3	10	83
Owen Sound.....	14	5	8	10	5	20	15	15	10	14	10	29	155
Pembroke.....	6	7	3	2	4	7	9	1	8	.....	11	1	59
Port Hope.....	1	2	5	3	1	9	2	.....	.....	.....	2	4	33
Sarnia.....	18	14	19	29	19	42	17	35	26	33	19	26	297
Sault Ste. Marie.....	11	22	15	15	16	19	22	24	18	18	20	23	223
Smith's Falls.....	5	2	4	5	2	9	2	7	12	5	3	8	64
Welland.....	14	10	6	11	11	12	7	16	17	8	16	16	144

**Marriages by Denominations in the Province of Ontario, 1912.**

GROOMS.	BRIDES.												TOTAL BRIDES.
	Anglican.	Presbyterian.	Methodist.	Roman Catholic.	Baptist.	Congregational.	Lutheran.	Evangelical Association.	Hebrew.	Salvation Army.	Others.	No Denomination.	
Anglican .....	3,592	778	800	229	231	46	77	7	10	8	91	9	5,878
Presbyterian.....	693	3,240	903	129	235	47	99	7	3	3	105	1	5,465
Methodist .....	777	959	4,856	211	377	67	149	24	8	10	178	7	7,623
Roman Catholic .....	263	218	249	3,430	86	25	85	12	9	1	119	29	4,526
Baptist .....	229	226	414	66	819	33	49	5	1	3	59	2	1,906
Congregational.....	49	33	62	14	21	137	11	2	.....	1	17	2	349
Lutheran.....	81	87	138	88	57	7	641	11	6	1	47	3	1,167
Evangelical Association..	7	12	36	4	4	2	14	86	11	.....	11	2	189
Hebrew .....	2	.....	2	6	1	.....	1	.....	314	.....	3	.....	329
Salvation Army.....	12	8	10	.....	2	1	1	.....	1	86	11	.....	132
Others.....	64	112	162	65	48	8	50	7	5	12	621	13	1,167
No Denomination.....	6	7	10	8	7	1	3	.....	.....	.....	5	67	114
<b>TOTAL GROOMS.....</b>	<b>5,775</b>	<b>5,680</b>	<b>7,642</b>	<b>4,250</b>	<b>1,888</b>	<b>374</b>	<b>1,180</b>	<b>161</b>	<b>368</b>	<b>125</b>	<b>1,267</b>	<b>135</b>	<b>28,845</b>

Licenses, 26,826.

Banns, 2,019.

**Marriages by Ages in the Province of Ontario, 1912.**

GROOMS.

BRIDES.	AGE.	15	20	25	30	35	40	45	50	55	60	65	70	Not stated	TOTAL
	15	417	3,729	1,268	241	79	19	7	5	.....	1	.....	1	1	5,768
20	118	5,667	4,023	1,200	347	104	33	13	7	3	1	1	.....	11,517	
25	9	918	3,037	1,458	578	170	72	21	4	2	2	2	.....	6,273	
30	2	106	545	934	468	238	117	61	11	10	2	2	.....	2,496	
35	.....	23	107	215	381	211	141	78	30	15	5	5	.....	1,211	
40	.....	7	12	33	109	188	137	91	58	30	6	4	.....	675	
45	.....	.....	4	12	27	52	88	87	65	33	14	4	.....	386	
50	.....	.....	3	1	4	14	22	53	44	34	11	14	.....	200	
55	.....	.....	.....	.....	1	.....	8	17	32	34	16	7	.....	115	
60	.....	.....	.....	.....	.....	.....	2	4	6	23	15	17	.....	67	
65	.....	.....	.....	1	.....	.....	.....	2	2	5	9	12	.....	31	
70	.....	.....	1	.....	.....	.....	1	1	.....	1	1	8	.....	13	
Age not stated.	.....	23	25	13	7	2	3	3	5	.....	1	4	7	93	
<b>TOTALS</b>	<b>546</b>	<b>10,473</b>	<b>9,025</b>	<b>4,108</b>	<b>2,001</b>	<b>998</b>	<b>631</b>	<b>436</b>	<b>264</b>	<b>191</b>	<b>83</b>	<b>81</b>	<b>8</b>	<b>28,845</b>	

Marriages by Denominations in the District of Algoma, 1912.

GROOMS.	BRIDES.											TOTAL BRIDES.	
	Anglican.	Presbyterian.	Methodist.	Roman Catholic.	Baptist.	Congregational.	Lutheran.	Evangelical Association.	Hebrew.	Salvation Army.	Others.		No Denomination.
Anglican .....	39	10	15	4	2	.....	1	.....	1	.....	.....	.....	62
Presbyterian.....	12	43	7	4	4	.....	1	.....	.....	.....	.....	.....	71
Methodist.....	8	8	54	2	3	.....	.....	.....	.....	.....	.....	.....	75
Roman Catholic .....	5	4	5	128	2	.....	.....	.....	.....	1	1	1	147
Baptist .....	1	2	3	1	1	.....	.....	.....	.....	.....	.....	.....	8
Congregational.....	.....	.....	.....	.....	.....	1	.....	.....	.....	.....	.....	.....	1
Lutheran .....	.....	1	1	.....	1	.....	22	.....	.....	.....	.....	.....	25
Evangelical Association..	.....	.....	.....	.....	.....	.....	.....	.....	.....	.....	.....	.....	.....
Hebrew .....	.....	.....	.....	.....	.....	.....	.....	.....	2	.....	.....	.....	2
Salvation Army.....	.....	1	.....	.....	.....	.....	.....	.....	.....	.....	.....	.....	1
Others .....	.....	1	1	1	.....	.....	.....	.....	.....	.....	6	.....	9
No Denomination.....	1	.....	.....	.....	.....	.....	.....	.....	.....	.....	.....	1	2
TOTAL GROOMS.....	66	70	76	140	13	1	24	.....	3	1	7	2	403

Licenses, 336.

Banns, 67.

Marriages by Ages in the District of Algoma, 1912.

GROOMS.

BRIDES.	GROOMS.													TOTAL.	
	AGE.	15	20	25	30	35	40	45	50	55	60	65	70		Not stat'd
15	5	64	35	11	2	1	.....	.....	.....	.....	.....	.....	.....	.....	118
20	3	75	51	22	4	1	.....	.....	.....	.....	.....	.....	.....	.....	156
25	.....	4	37	19	6	1	.....	.....	.....	.....	.....	.....	.....	.....	67
30	.....	1	5	14	6	2	1	.....	1	1	.....	.....	.....	.....	31
35	.....	1	1	3	4	1	1	2	1	.....	.....	.....	.....	.....	14
40	.....	.....	.....	1	2	4	1	1	.....	.....	.....	.....	.....	.....	9
45	.....	.....	.....	.....	1	.....	.....	1	1	.....	.....	.....	.....	.....	3
50	.....	.....	.....	.....	.....	.....	.....	3	1	.....	.....	.....	.....	.....	4
55	.....	.....	.....	.....	.....	.....	.....	.....	.....	.....	.....	.....	.....	.....	.....
60	.....	.....	.....	.....	.....	.....	.....	.....	.....	1	.....	.....	.....	.....	1
65	.....	.....	.....	.....	.....	.....	.....	.....	.....	.....	.....	.....	.....	.....	.....
70	.....	.....	.....	.....	.....	.....	.....	.....	.....	.....	.....	.....	.....	.....	.....
Age not stated.	.....	.....	.....	.....	.....	.....	.....	.....	.....	.....	.....	.....	.....	.....	.....
TOTALS.	8	145	129	70	25	10	3	7	4	2	.....	.....	.....	.....	403

**Marriages by Denominations in County of Brant, 1912.**

GROOMS.	BRIDES.												
	Anglican.	Presbyterian.	Methodist.	Roman Catholic.	Baptist.	Congregational.	Lutheran.	Evangelical Association.	Hebrew.	Salvation Army.	Others.	No Denomination.	TOTAL BRIDES.
Anglicans .....	94	11	14	3	9	2	.....	.....	.....	.....	3	.....	136
Presbyterian.....	9	33	6	3	8	1	.....	.....	.....	.....	.....	.....	60
Methodist .....	11	10	75	.....	8	1	1	.....	.....	.....	1	.....	107
Roman Catholic .....	2	1	2	34	1	.....	1	.....	.....	.....	.....	.....	41
Baptist .....	7	5	20	1	40	4	.....	.....	.....	.....	1	.....	78
Congregational .....	2	2	2	.....	1	4	.....	.....	.....	.....	.....	.....	11
Lutheran.....	1	.....	1	.....	.....	.....	5	.....	.....	.....	.....	.....	7
Evangelical Association..	.....	.....	.....	.....	1	.....	.....	.....	.....	.....	.....	.....	1
Hebrew .....	.....	.....	.....	.....	.....	.....	.....	.....	1	.....	.....	.....	1
Salvation Army.....	.....	.....	1	.....	.....	.....	.....	.....	.....	3	1	.....	5
Others .....	1	.....	3	.....	2	.....	.....	.....	.....	.....	14	.....	20
No denomination.....	.....	.....	.....	.....	.....	.....	.....	.....	.....	.....	.....	.....	.....
<b>TOTAL GROOMS .....</b>	<b>127</b>	<b>62</b>	<b>124</b>	<b>41</b>	<b>70</b>	<b>12</b>	<b>7</b>	<b>.....</b>	<b>1</b>	<b>3</b>	<b>20</b>	<b>.....</b>	<b>467</b>

Licenses, 439.

Banns, 28.

**Marriages by Ages in County of Brant, 1912.**

GROOMS.

BRIDES.	GROOMS.														
	AGE.	15	20	25	30	35	40	45	50	55	60	65	70	not stated	TOTAL.
15	13	56	22	1	.....	.....	.....	.....	.....	.....	.....	.....	.....	.....	92
20	1	95	54	18	8	1	.....	.....	.....	.....	.....	.....	.....	.....	177
25	.....	19	54	26	6	1	1	.....	.....	.....	.....	.....	.....	.....	107
30	.....	1	6	9	9	5	1	.....	1	.....	.....	.....	.....	.....	32
35	.....	1	1	2	5	7	2	4	1	1	.....	1	.....	.....	25
40	.....	.....	.....	3	1	1	.....	2	.....	1	.....	.....	.....	.....	7
45	.....	.....	.....	2	.....	.....	1	2	2	2	.....	.....	.....	.....	9
50	.....	.....	.....	.....	.....	4	.....	1	2	1	1	.....	.....	.....	9
55	.....	.....	.....	.....	.....	.....	.....	1	1	1	1	.....	.....	.....	4
60	.....	.....	.....	.....	.....	.....	.....	1	.....	.....	2	.....	.....	.....	3
65	.....	.....	.....	.....	.....	.....	.....	.....	.....	.....	1	.....	.....	.....	1
70	.....	.....	.....	.....	.....	.....	.....	.....	.....	.....	.....	.....	.....	.....	.....
Age not stated.	.....	1	.....	.....	.....	.....	.....	.....	.....	.....	.....	.....	.....	.....	1
<b>TOTALS</b>	<b>14</b>	<b>173</b>	<b>137</b>	<b>60</b>	<b>29</b>	<b>19</b>	<b>5</b>	<b>11</b>	<b>7</b>	<b>6</b>	<b>5</b>	<b>1</b>	<b>.....</b>	<b>467</b>	

Marriages by Denominations in the County of Bruce, 1912.

GROOMS.	BRIDES.											TOTAL BRIDES.	
	Anglican.	Presbyterian.	Methodist	Roman Catholic.	Baptist.	Congregational.	Lutheran.	Evangelical Association.	Hebrew.	Salvation Army.	Others.		No Denomination.
Anglican .....	19	3	8	.....	.....	.....	2	.....	.....	.....	.....	.....	32
Presbyterian .....	13	75	12	1	6	1	1	.....	.....	.....	2	.....	111
Methodist .....	7	19	52	.....	1	.....	1	.....	.....	.....	2	.....	82
Roman Catholic .....	.....	.....	.....	54	.....	.....	.....	.....	.....	.....	.....	.....	54
Baptist .....	3	5	7	.....	8	.....	1	.....	.....	.....	1	.....	25
Congregational .....	.....	.....	.....	.....	.....	.....	.....	.....	.....	.....	.....	.....	.....
Lutheran .....	1	1	.....	.....	.....	.....	12	.....	.....	.....	.....	.....	14
Evangelical Association..	1	.....	.....	.....	1	.....	.....	10	.....	.....	.....	.....	12
Hebrew .....	.....	.....	.....	.....	.....	.....	.....	.....	.....	.....	.....	.....	.....
Salvation Army .....	.....	.....	.....	.....	.....	.....	.....	.....	.....	.....	.....	.....	.....
Others .....	.....	4	2	1	.....	.....	.....	.....	.....	.....	6	.....	13
No Denomination .....	.....	.....	.....	.....	.....	.....	.....	.....	.....	.....	.....	1	1
TOTAL GROOMS.....	44	107	81	56	16	1	17	10	.....	.....	11	1	344

Licenses, 306.

Banns, 38.

Marriages by Ages in the County of Bruce, 1912.

GROOMS.

BRIDES.	GROOMS.													TOTAL.	
	AGE.	15	20	25	30	35	40	45	50	55	60	65	70 & over		Not stated
15 .....	.....	24	25	3	3	1	.....	.....	.....	.....	.....	.....	.....	.....	56
20 .....	1	53	63	16	9	2	.....	1	.....	.....	.....	.....	.....	.....	145
25 .....	.....	4	36	25	5	1	1	.....	.....	.....	.....	.....	.....	.....	72
30 .....	.....	1	2	11	12	4	1	.....	.....	.....	.....	.....	.....	.....	31
35 .....	.....	.....	.....	1	8	5	.....	4	.....	.....	.....	.....	.....	.....	18
40 .....	.....	.....	.....	.....	1	.....	5	2	1	.....	.....	.....	.....	.....	9
45 .....	.....	.....	.....	.....	.....	5	3	2	.....	.....	.....	.....	.....	.....	10
50 .....	.....	.....	.....	.....	.....	.....	.....	.....	.....	.....	.....	.....	.....	.....	.....
55 .....	.....	.....	.....	.....	.....	.....	.....	.....	.....	.....	.....	1	1	.....	2
60 .....	.....	.....	.....	.....	.....	.....	.....	.....	.....	.....	.....	.....	.....	.....	.....
65 .....	.....	.....	.....	.....	.....	.....	.....	.....	.....	.....	.....	.....	.....	.....	.....
70 & over .....	.....	.....	1	.....	.....	.....	.....	.....	.....	.....	.....	.....	.....	.....	1
Age not stated .....	.....	.....	.....	.....	.....	.....	.....	.....	.....	.....	.....	.....	.....	.....	.....
TOTALS.	1	82	127	56	38	18	10	9	1	.....	1	1	.....	.....	344

Marriages by Denominations in the County of Carleton, 1912.

GROOMS.	BRIDES.											TOTAL BRIDES.	
	Anglican.	Presbyterian.	Methodist.	Roman Catholic.	Baptist.	Congregational.	Lutheran.	Evangelical Association.	Hebrew.	Salvation Army.	Others.		No Denomination.
Anglican .....	144	47	24	14	4	3	4	.....	.....	1	4	.....	245
Presbyterian.....	32	123	24	8	7	1	2	.....	.....	.....	3	.....	200
Methodist .....	21	22	82	3	7	.....	1	.....	.....	1	2	.....	139
Roman Catholic .....	33	17	6	454	4	1	4	.....	.....	.....	9	.....	528
Baptist .....	7	4	7	.....	11	.....	.....	.....	.....	.....	1	.....	30
Congregational .....	1	1	1	.....	1	8	.....	.....	.....	.....	.....	.....	12
Lutheran .....	2	1	5	1	.....	.....	14	.....	.....	.....	1	.....	24
Evangelical Association..	.....	.....	.....	.....	.....	.....	.....	.....	.....	.....	.....	.....	.....
Hebrew .....	.....	.....	.....	.....	.....	.....	.....	.....	10	.....	.....	.....	10
Salvation Army.....	.....	.....	1	.....	.....	.....	.....	.....	1	6	.....	.....	8
Others .....	2	3	1	2	.....	.....	.....	.....	1	.....	16	.....	25
No Denomination.....	.....	.....	.....	.....	.....	.....	.....	.....	.....	.....	.....	.....	.....
TOTAL GROOMS.....	242	218	151	482	34	13	25	.....	12	8	36	.....	1,221

Licenses, 1,045.

Banns, 176.

Marriages by Ages in the County of Carleton, 1912.

GROOMS.

BRIDES.	AGE.	15	20	25	30	35	40	45	50	55	60	65	70 & ov'r	Not stated	TOTAL.
	15	10	120	49	7	4	.....	.....	.....	.....	.....	.....	.....	.....	.....
20	7	262	177	55	13	7	.....	.....	.....	.....	.....	.....	.....	.....	521
25	.....	39	140	81	28	11	3	2	.....	.....	.....	.....	.....	.....	304
30	2	2	22	32	15	11	5	6	1	1	.....	.....	.....	.....	97
35	.....	2	4	4	15	6	9	4	.....	1	.....	.....	.....	.....	45
40	.....	.....	.....	1	6	7	5	5	3	1	2	.....	.....	.....	30
45	.....	.....	.....	1	1	1	4	1	3	1	.....	.....	.....	.....	12
50	.....	.....	.....	.....	.....	.....	.....	1	1	1	.....	1	.....	.....	4
55	.....	.....	.....	.....	.....	.....	.....	.....	3	.....	2	1	.....	.....	6
60	.....	.....	.....	.....	.....	.....	.....	.....	.....	.....	.....	1	.....	.....	1
65	.....	.....	.....	.....	.....	.....	.....	.....	.....	.....	.....	.....	.....	.....	.....
70 & over	.....	.....	.....	.....	.....	.....	.....	.....	.....	.....	.....	.....	1	.....	1
Age not stated.	.....	2	3	2	1	.....	.....	.....	1	.....	.....	1	.....	.....	10
TOTALS.	19	427	395	183	83	43	26	19	12	5	4	5	.....	.....	1,221



Marriages by Denominations in the County of Elgin, 1912.

GROOMS	BRIDES.											TOTAL BRIDES.	
	Anglican.	Presbyterian.	Methodist.	Roman Catholics.	Baptist.	Congregational.	Lutheran.	Evangelical Association.	Hebrew.	Salvation Army.	Others.		No Denomination.
Anglican .....	31	3	12	.....	8	.....	.....	.....	.....	.....	1	.....	55
Presbyterian .....	10	42	7	.....	6	.....	.....	2	.....	.....	1	.....	68
Methodist.....	7	23	89	2	14	1	3	.....	.....	.....	3	.....	141
Roman Catholic.....	2	.....	1	7	.....	.....	.....	.....	.....	.....	1	.....	11
Baptist .....	9	7	16	2	33	.....	1	.....	.....	.....	2	.....	70
Congregational .....	.....	.....	.....	.....	.....	1	.....	.....	.....	.....	.....	.....	1
Lutheran .....	.....	1	.....	.....	.....	.....	.....	.....	.....	.....	.....	.....	1
Evangelical Association..	.....	.....	1	.....	.....	.....	.....	.....	.....	.....	.....	.....	1
Hebrew .....	.....	.....	.....	.....	.....	.....	.....	2	.....	.....	.....	.....	2
Salvation Army.....	.....	.....	.....	.....	.....	.....	.....	.....	.....	1	.....	.....	1
Others .....	1	4	2	1	4	.....	.....	.....	.....	1	4	.....	17
No Denomination.....	.....	.....	.....	.....	.....	.....	.....	.....	.....	.....	.....	.....	.....
TOTAL GROOMS.....	60	79	128	12	65	2	4	2	2	2	12	.....	368

Licenses, 368.

Banns, ....

Marriages by Ages in the County of Elgin, 1912.

GROOMS.

BRIDES.	AGE.	15	20	25	30	35	40	45	50	55	60	65	70 & over	Not stated	TOTAL
		15	3	54	20	2	2	.....	.....	.....	.....	.....	.....	.....	.....
	20	.....	71	60	9	5	3	.....	.....	.....	.....	.....	.....	.....	148
	25	.....	14	24	18	8	2	.....	.....	1	.....	1	.....	.....	68
	30	.....	1	7	11	8	4	2	1	.....	.....	.....	.....	.....	34
	35	.....	2	2	2	5	2	2	.....	1	.....	.....	.....	.....	16
	40	.....	1	.....	.....	1	3	3	1	.....	.....	.....	.....	.....	9
	45	.....	.....	.....	.....	.....	.....	2	1	.....	1	1	.....	.....	5
	50	.....	.....	1	.....	.....	1	.....	1	1	.....	.....	.....	.....	4
	55	.....	.....	.....	.....	.....	.....	.....	.....	.....	.....	.....	.....	.....	1
	60	.....	.....	.....	.....	.....	.....	.....	.....	.....	.....	.....	.....	.....	.....
	65	.....	.....	.....	.....	.....	.....	.....	.....	.....	.....	1	1	.....	2
	70 & over	.....	.....	.....	.....	.....	.....	.....	.....	.....	.....	.....	.....	.....	.....
	Age not stated.	.....	.....	.....	.....	.....	.....	.....	.....	.....	.....	.....	.....	.....	.....
	TOTALS	3	143	114	42	29	15	9	4	3	1	3	2	.....	368



Marriages by Denominations in the County of Essex, 1912.

GROOMS.	BRIDES.												TOTAL BRIDES.
	Anglican.	Presbyterian.	Methodist.	Roman Catholic.	Baptist.	Congregational.	Lutheran.	Evangelical Association.	Hebrew.	Salvation Army.	Others.	No Denomination.	
Anglican .....	158	64	43	49	21	12	83	1	4	.....	21	2	428
Presbyterian .....	33	190	82	24	27	7	28	3	1	1	37	.....	433
Methodist.....	77	94	717	83	87	26	75	9	6	3	91	.....	1,268
Roman Catholic.....	53	53	102	343	38	15	46	7	6	.....	47	1	711
Baptist.....	26	28	86	32	158	13	22	1	1	.....	26	1	394
Congregational .....	11	6	16	7	9	28	8	2	.....	.....	10	2	99
Lutheran .....	15	36	65	44	27	6	131	4	4	.....	21	3	356
Evangelical Association .....	.....	2	11	3	1	2	3	15	.....	.....	6	.....	43
Hebrew .....	1	.....	1	2	1	.....	.....	.....	32	.....	1	.....	38
Salvation Army.....	1	.....	1	.....	.....	.....	.....	.....	.....	1	3	.....	6
Others .....	13	29	58	25	16	1	34	5	4	.....	168	4	357
No Denomination .....	4	.....	4	.....	3	1	2	.....	.....	.....	2	.....	16
TOTAL GROOMS.....	392	502	1,216	612	388	111	372	47	58	5	433	13	4,149

Licenses, 4,069.

Banns, 80.

Marriages by Ages in the County of Essex, 1912.

GROOMS.

BRIDES.	AGE.	15	20	25	30	35	40	45	50	55	60	65	70 & over	Not stated	TOTAL
	15	105	809	160	29	10	4	2	1	.....	.....	.....	.....	.....	.....
20	23	834	403	125	45	10	7	3	.....	.....	.....	.....	.....	.....	1,450
25	2	110	295	161	85	25	15	6	.....	.....	.....	.....	1	.....	700
30	.....	14	78	144	74	50	15	13	3	2	.....	.....	.....	.....	393
35	.....	3	25	35	81	34	20	13	6	.....	.....	.....	1	.....	218
40	.....	2	4	5	20	35	24	18	9	6	2	2	.....	.....	127
45	.....	.....	1	1	4	16	17	12	10	4	3	.....	.....	.....	68
50	.....	.....	1	1	1	2	8	8	4	6	5	2	.....	.....	38
55	.....	.....	.....	.....	1	.....	3	3	2	7	.....	1	.....	.....	17
60	.....	.....	.....	.....	.....	.....	1	1	2	3	1	4	.....	.....	12
65	.....	.....	.....	.....	.....	.....	.....	1	.....	.....	1	1	.....	.....	3
70 & over	.....	.....	.....	.....	.....	.....	.....	.....	.....	.....	.....	.....	1	.....	1
Age not stated.	.....	.....	1	1	.....	.....	.....	.....	.....	.....	.....	.....	.....	.....	2
TOTALS.	130	1,772	968	503	321	176	112	79	36	28	12	13	.....	.....	4,149

Marriages by Denominations in the County of Frontenac, 1912.

GROOMS.	BRIDES.												TOTAL BRIDES.
	Anglican.	Presbyterian.	Methodist.	Roman Catholic.	Baptist.	Congregational.	Lutheran.	Evangelical Association.	Hebrew.	Salvation Army.	Others.	No Denomination.	
Anglican .....	79	14	17	7	5	.....	.....	.....	.....	.....	.....	.....	122
Presbyterian .....	4	30	13	.....	.....	1	1	.....	.....	.....	3	.....	52
Methodist.....	14	18	115	5	6	1	2	.....	.....	.....	1	.....	162
Roman Catholic .....	5	3	5	42	1	1	.....	.....	.....	.....	4	.....	61
Baptist .....	1	1	4	.....	3	.....	1	.....	.....	.....	1	.....	11
Congregational .....	1	.....	3	.....	1	.....	.....	.....	.....	.....	.....	.....	5
Lutheran .....	.....	.....	1	.....	.....	.....	1	.....	.....	.....	.....	.....	2
Evangelical Association	.....	.....	.....	.....	.....	.....	.....	.....	.....	.....	.....	.....	.....
Hebrew .....	.....	.....	.....	.....	.....	.....	.....	.....	3	.....	.....	.....	3
Salvation Army.....	.....	.....	.....	.....	.....	.....	.....	.....	.....	2	.....	.....	2
Others .....	.....	.....	2	1	.....	.....	.....	.....	.....	.....	3	.....	6
No Denomination.....	.....	.....	.....	.....	.....	.....	.....	.....	.....	.....	.....	1	1
TOTAL GROOMS .....	104	66	160	55	16	3	5	.....	3	2	12	1	427

Licenses, 420.

Banns, 7.

Marriages by Ages in the County of Frontenac, 1912.

GROOMS.

BRIDES.	AGE	15	20	25	30	35	40	45	50	55	60	65	70	Not stated	TOTAL
	15	7	63	27	3	1	.....	1	.....	.....	.....	.....	.....	.....	.....
20	1	86	56	16	9	1	2	.....	.....	.....	.....	.....	.....	.....	171
25	.....	7	39	15	9	10	.....	.....	.....	.....	.....	.....	.....	.....	80
30	.....	3	8	10	8	6	4	2	1	.....	.....	.....	.....	.....	42
35	.....	.....	.....	4	4	3	5	.....	.....	.....	.....	.....	.....	.....	16
40	.....	.....	.....	.....	.....	2	5	2	1	.....	.....	.....	.....	.....	10
45	.....	.....	.....	.....	.....	.....	1	1	1	1	.....	.....	.....	.....	4
50	.....	.....	.....	.....	.....	1	.....	.....	1	.....	.....	.....	.....	.....	2
55	.....	.....	.....	.....	.....	.....	.....	.....	.....	.....	.....	.....	.....	.....	.....
60	.....	.....	.....	.....	.....	.....	.....	.....	.....	.....	.....	.....	.....	.....	.....
65	.....	.....	.....	.....	.....	.....	.....	.....	.....	.....	.....	.....	.....	.....	.....
70	.....	.....	.....	.....	.....	.....	.....	.....	.....	.....	.....	.....	.....	.....	.....
Age not stated.	.....	.....	.....	.....	.....	.....	.....	.....	.....	.....	.....	.....	.....	.....	.....
TOTALS.	8	159	130	48	31	23	18	5	4	1	.....	.....	.....	.....	427

Marriages by Denominations in the County of Grey, 1912.

GROOMS.	BRIDES.											TOTAL BRIDES.	
	Anglican.	Presbyterian.	Methodist.	Roman Catholic.	Baptist.	Congregational.	Lutheran.	Evangelical Association.	Hebrew.	Salvation Army.	Others.		No Denomination.
Anglican .....	34	14	12	.....	4	.....	.....	.....	.....	.....	.....	.....	64
Presbyterian .....	16	92	29	.....	6	2	2	.....	.....	.....	4	.....	151
Methodist.....	25	40	100	1	5	.....	.....	1	.....	.....	4	.....	176
Roman Catholic .....	.....	.....	2	16	1	.....	2	.....	.....	.....	1	.....	22
Baptist .....	3	3	9	.....	11	.....	1	.....	.....	1	.....	.....	28
Congregational .....	.....	.....	.....	.....	.....	.....	.....	.....	.....	.....	.....	.....	.....
Lutheran .....	2	5	.....	.....	.....	.....	18	2	.....	.....	.....	.....	27
Evangelical Association .....	.....	1	1	.....	.....	.....	.....	5	.....	.....	1	.....	8
Hebrew.....	.....	.....	.....	.....	.....	.....	.....	.....	.....	.....	.....	.....	.....
Salvation Army.....	.....	2	.....	.....	.....	.....	.....	.....	.....	3	.....	.....	5
Others .....	.....	4	1	1	.....	.....	.....	.....	.....	.....	9	.....	15
No Denomination.....	.....	.....	.....	.....	.....	.....	.....	.....	.....	.....	.....	.....	.....
TOTAL GROOMS.....	80	161	154	18	27	2	23	8	.....	4	19	.....	496

Licenses, 479.

Banns, 17.

Marriages by Ages in the County of Grey, 1912.

GROOMS.

BRIDES.	GROOMS.												TOTAL.		
	AGE.	15	20	25	30	35	40	45	50	55	60	65		70 & ov'r	Not stated
15	2	67	23	5	2	1	.....	.....	.....	.....	.....	.....	.....	.....	103
20	2	85	65	35	11	2	2	.....	.....	.....	.....	.....	.....	.....	202
25	.....	18	60	31	10	1	2	.....	.....	.....	.....	.....	.....	.....	122
30	.....	4	9	8	8	2	.....	.....	.....	.....	.....	.....	.....	.....	31
35	.....	1	1	.....	5	3	3	.....	1	.....	.....	.....	.....	.....	14
40	.....	1	.....	1	3	2	2	1	1	.....	.....	.....	.....	.....	11
45	.....	.....	.....	.....	.....	.....	2	.....	2	1	.....	.....	.....	.....	5
50	.....	.....	.....	.....	.....	.....	1	.....	.....	1	.....	.....	.....	.....	2
55	.....	.....	.....	.....	.....	.....	.....	1	1	1	1	.....	.....	.....	4
60	.....	.....	.....	.....	.....	.....	.....	.....	.....	.....	.....	.....	1	.....	1
65	.....	.....	.....	.....	.....	.....	.....	.....	.....	.....	.....	.....	1	.....	1
70 & over.	.....	.....	.....	.....	.....	.....	.....	.....	.....	.....	.....	.....	.....	.....	.....
Age not stated.	.....	.....	.....	.....	.....	.....	.....	.....	.....	.....	.....	.....	.....	.....	.....
TOTALS.	4	176	161	80	39	11	12	2	5	3	1	2	.....	.....	496

Marriages by Denominations in the County of Haldimand, 1912.

GROOMS.	BRIDES.												TOTAL BRIDES.	
	Anglican.	Presbyterian.	Methodist.	Roman Catholic.	Baptist.	Congregational.	Lutheran.	Evangelical Association.	Hebrew.	Salvation Army.	Others.	No Denomination.		
Anglican .....	11	5	3											19
Presbyterian .....	2	13	6		3		1				1			26
Methodist .....	3	11	31		5	1					2			53
Roman Catholic .....	2		1	6										9
Baptist .....	2		8		5		2				2			19
Congregational .....	1				1	1								3
Lutheran .....					3		3				1			7
Evangelical Association .....								5						5
Hebrew .....														
Salvation Army .....										1				1
Others .....			1								2			3
No Denomination .....												1		1
TOTAL GROOMS .....	21	29	50	6	17	2	6	5		1	8	1		146

Licenses, 142.

Banns, 4.

Marriages by Ages in the County of Haldimand, 1912.

GROOMS

BRIDES.	Age.	15	20	25	30	35	40	45	50	55	60	65	70	Not stated	TOTAL
	15	3	24	7	2										
20	1	37	16	5	1										60
25		5	14	6	4										29
30		1	1	4	1										7
35					3	2									5
40					1	2		1		1					5
45															
50								1	1						2
55								1							1
60											1				1
65															
70															
Age not stated															
TOTALS	4	67	38	17	10	4		3	1	1	1				146

Marriages by Denominations in the County of Haliburton, 1912.

GROOMS.	BRIDES.													TOTAL BRIDES.	
	Anglican	Presbyterian.	Methodist.	Roman Catholic.	Baptist.	Congregational.	Lutheran.	Evangelical Association.	Hebrew.	Salvation Army.	Others.	No Denomination.			
Anglican .....	1	2													3
Presbyterian .....		3	1												4
Methodist.....	3	1	8												12
Roman Catholic.....															
Baptist .....	1														1
Congregational .....															
Lutheran .....															
Evangelical Association .....															
Hebrew.....															
Salvation Army.....															
Others .....															
No Denomination.....													2		2
<b>TOTAL GROOMS.....</b>	<b>5</b>	<b>6</b>	<b>9</b>										<b>2</b>		<b>22</b>

Licenses, 22.

Banns, ....

Marriages by Ages in the County of Haliburton, 1912.

GROOMS.

BRIDES.	GROOMS.													TOTAL.	
	Age not stated.	15	20	25	30	35	40	45	50	55	60	65	70		Not stated
15 .....		5	1												6
20 .....		4	3	2			2								11
25 .....			1	1											2
30 .....					1	1									2
35 .....															
40 .....															
45 .....															
50 .....											1				1
55 .....															
60 .....															
65 .....															
70 .....															
Age not stated.															
<b>TOTALS.....</b>		<b>9</b>	<b>5</b>	<b>3</b>	<b>1</b>	<b>3</b>					<b>1</b>				<b>22</b>

Marriages by Denominations in the County of Halton, 1912.

GROOMS.	BRIDES.												TOTAL BRIDES
	Anglican.	Presbyterian.	Methodist.	Roman Catholic.	Baptist.	Congregational.	Lutheran.	Evangelical Association.	Hebrew.	Salvation Army.	Others.	No Denomination.	
Anglican.....	40	5	7	1	.....	.....	.....	.....	.....	.....	1	.....	54
Presbyterian .....	3	31	8	.....	.....	.....	.....	.....	.....	.....	.....	.....	42
Methodist .....	9	4	29	.....	.....	1	.....	.....	.....	.....	1	.....	44
Roman Catholic .....	.....	.....	1	4	.....	.....	.....	.....	.....	.....	.....	.....	5
Baptist .....	.....	3	2	.....	6	.....	.....	.....	.....	.....	.....	.....	11
Congregational .....	1	.....	.....	.....	1	.....	.....	.....	.....	.....	.....	.....	2
Lutheran .....	.....	.....	.....	.....	.....	.....	.....	.....	.....	.....	.....	.....	.....
Evangelical Association	.....	.....	.....	.....	.....	.....	.....	.....	.....	.....	.....	.....	.....
Hebrew .....	.....	.....	.....	.....	.....	.....	.....	.....	.....	.....	.....	.....	.....
Salvation Army.....	.....	.....	.....	.....	.....	.....	.....	.....	.....	.....	.....	.....	.....
Others .....	.....	1	.....	.....	.....	.....	.....	.....	.....	.....	.....	1	2
No Denomination.....	.....	.....	.....	.....	.....	.....	.....	.....	.....	.....	.....	.....	.....
TOTAL GROOMS.....	53	44	47	5	7	1	.....	.....	.....	.....	3	.....	160

Licenses, 157.

Banns, 3.

Marriages by Ages in the County of Halton, 1912.

GROOMS.

BRIDES.	AGE.	15	20	25	30	35	40	45	50	55	60	65	70 & ov'r	Not stated	TOTAL
	15	1	11	3	1	.....	.....	.....	.....	.....	.....	.....	.....	.....	.....
20	.....	28	21	8	3	2	.....	.....	.....	.....	.....	.....	.....	.....	62
25	.....	6	19	9	4	1	1	.....	.....	.....	.....	.....	.....	.....	40
30	.....	.....	4	8	4	.....	.....	.....	.....	.....	.....	.....	.....	.....	16
35	.....	.....	.....	3	4	1	.....	3	.....	.....	.....	.....	.....	.....	11
40	.....	.....	.....	.....	1	2	.....	.....	1	.....	1	.....	.....	.....	5
45	.....	.....	.....	.....	.....	.....	.....	.....	1	.....	.....	.....	.....	.....	1
50	.....	.....	.....	.....	.....	.....	.....	.....	1	.....	.....	.....	1	.....	2
55	.....	.....	.....	.....	.....	.....	.....	.....	.....	.....	.....	.....	.....	.....	.....
60	.....	.....	.....	.....	.....	.....	.....	.....	.....	.....	.....	.....	.....	.....	.....
65	.....	.....	.....	1	.....	.....	.....	.....	.....	.....	.....	1	.....	.....	2
70 & over	.....	.....	.....	.....	.....	.....	.....	.....	.....	.....	.....	.....	.....	.....	.....
Age not stated.	.....	1	2	1	.....	.....	.....	.....	.....	.....	.....	.....	.....	.....	4
TOTALS	1	46	49	31	16	6	1	4	2	.....	2	2	.....	.....	160

Marriages by Denominations in the County of Hastings, 1912.

GROOMS.	BRIDES.											TOTAL BRIDES.	
	Anglican.	Presbyterian.	Methodist.	Roman Catholic.	Baptist.	Congregational.	Lutheran.	Evangelical Association.	Hebrew.	Salvation Army.	Others,		No Denomination.
Anglican .....	52	11	27	3	2	.....	1	.....	.....	.....	1	.....	97
Presbyterian .....	9	28	21	2	.....	.....	.....	.....	.....	.....	.....	.....	60
Methodist.....	21	20	186	6	5	.....	.....	1	.....	.....	2	.....	241
Roman Catholic.....	3	.....	2	37	.....	.....	.....	.....	.....	.....	.....	.....	42
Baptist.....	2	.....	2	.....	6	.....	.....	.....	.....	.....	.....	.....	10
Congregational .....	.....	.....	.....	.....	.....	1	.....	.....	.....	.....	.....	.....	1
Lutheran.....	.....	.....	.....	.....	.....	.....	1	.....	.....	.....	.....	.....	1
Evangelical Association	1	.....	1	.....	.....	.....	.....	.....	.....	.....	.....	.....	2
Hebrew .....	.....	.....	.....	.....	.....	.....	.....	.....	.....	.....	.....	.....	.....
Salvation Army.....	.....	.....	.....	.....	.....	.....	.....	.....	.....	3	.....	.....	3
Others .....	1	1	.....	.....	1	.....	.....	.....	.....	9	.....	.....	12
No Denomination.....	.....	.....	.....	.....	.....	.....	.....	.....	.....	.....	.....	1	1
TOTAL GROOMS .....	89	60	239	48	14	1	2	1	.....	12	3	1	470

Licenses, 440.

Banns, 30.

Marriages by Ages in the County of Hastings, 1912.

GROOMS.

BRIDES.	AGE.	15	20	25	30	35	40	45	50	55	60	65	70 & ov'r	Not stated	TOTAL
	15	7	63	33	7	2	1	.....	.....	.....	.....	.....	.....	.....	.....
20	3	88	64	28	6	2	2	.....	.....	.....	.....	.....	.....	.....	193
25	.....	15	47	20	6	3	2	1	.....	.....	.....	.....	.....	.....	94
30	.....	2	6	6	5	4	.....	1	1	.....	.....	.....	.....	.....	25
35	.....	.....	2	3	1	4	1	1	.....	.....	.....	.....	.....	.....	12
40	.....	.....	1	.....	2	1	1	2	.....	.....	.....	.....	.....	.....	7
45	.....	.....	.....	.....	.....	2	.....	1	5	1	2	.....	.....	.....	11
50	.....	.....	.....	.....	.....	.....	.....	1	.....	1	.....	2	.....	.....	4
55	.....	.....	.....	.....	.....	.....	2	.....	1	1	1	.....	.....	.....	5
60	.....	.....	.....	.....	.....	.....	.....	.....	.....	2	1	1	.....	.....	4
65	.....	.....	.....	.....	.....	.....	.....	.....	.....	.....	.....	2	.....	.....	2
70 & over	.....	.....	.....	.....	.....	.....	.....	.....	.....	.....	.....	.....	.....	.....	.....
Age not stated.	.....	.....	.....	.....	.....	.....	.....	.....	.....	.....	.....	.....	.....	.....	.....
TOTALS	10	168	153	64	22	17	8	7	7	5	4	5	.....	.....	470

**Marriages by Denominations in the County of Huron, 1912.**

GROOMS.	BRIDES.											TOTAL BRIDES.	
	Anglican.	Presbyterian.	Methodist.	Roman Catholic.	Baptist.	Congregational.	Lutheran.	Evangelical Association.	Hebrew.	Salvation Army.	Others.		No Denomination.
Anglican .....	24	9	15			1							49
Presbyterian .....	6	73	29		2		2				1		113
Methodist.....	11	35	90		3	1	1						131
Roman Catholic .....		1		21			1						23
Baptist .....		1	2		1								4
Congregational .....													
Lutheran .....	3						3	1					7
Evangelical Association .....		2	1				1	10					14
Hebrew .....													
Salvation Army.....													
Others .....	1	2	2								2		7
No Denomination.....													
<b>TOTAL GROOMS.....</b>	<b>45</b>	<b>113</b>	<b>139</b>	<b>21</b>	<b>6</b>	<b>2</b>	<b>8</b>	<b>11</b>			<b>3</b>		<b>348</b>

Licenses, 340.

Banns, 8.

**Marriages by Ages in the County of Huron, 1912.**

GROOMS.

BRIDES.	AGE.	15	20	25	30	35	40	45	50	55	60	65	70 & over	Not stated	TOTAL.
	15	5	18	9	1	1								1	
20	3	64	55	15	4	3				1					145
25	1	8	48	22	8	8	1						1		97
30			7	15	6	5	4								37
35				3	6	1	3	1	1						15
40					1	5	1		1	1					9
45											1	1			2
50									2						2
55															
60												1	1		2
65										1					1
70 & over															
Age not stated.		2			1										3
<b>TOTALS.</b>	<b>92</b>	<b>92</b>	<b>119</b>	<b>56</b>	<b>27</b>	<b>22</b>	<b>9</b>	<b>3</b>	<b>4</b>		<b>2</b>	<b>3</b>			<b>348</b>



Marriages by Denominations in the County of Kenora, 1912.

GROOMS.	BRIDES.											TOTAL BRIDES.	
	Anglican.	Presbyterian	Methodist.	Roman Catholic.	Baptist.	Congregational.	Lutheran.	Evangelical Association.	Hebrew,	Salvation Army.	Others.		No Denomination.
Anglican .....	7	1	2	2							2		14
Presbyterian .....	1	8	1	1									11
Methodist.....		1	4	1	1								7
Roman Catholic .....	1	2	1	8									12
Baptist.....			1										1
Congregational.....	1												1
Lutheran .....							8						8
Evangelical Association .....													
Hebrew .....													
Salvation Army.....													
Others .....													
No Denomination.....													
TOTAL GROOMS .....	10	12	9	12	1		8				2		54

Licenses, 53.

Banns, 1.

Marriages by Ages in the County of Kenora, 1912.

GROOMS.

BRIDES.	AGE.	15	20	25	30	35	40	45	50	55	60	65	70 & over	Not stated	TOTAL
	15 .....			5	4	1	1								
20 .....			10	9	3	1									23
25 .....				3	2	4									9
30 .....			1	1	3	1									6
35 .....															
40 .....					1			1							2
45 .....															
50 .....															
55 .....												1			1
60 .....															
65 .....															
70 & over .....															
Age not stated.						2									2
TOTALS .....		16	17	10	9			1				1			54

**Marriages by Denominations in the County of Kent, 1912.**

GROOMS.	BRIDES.												TOTAL BRIDES.	
	Anglican.	Presbyterian.	Methodist.	Roman Catholic.	Baptist.	Congregational.	Lutheran.	Evangelical Association.	Hebrew.	Salvation Army.	Others	No Denomination.		
Anglican .....	37	12	14	4	4							2		73
Presbyterian .....	8	43	17	3	3									74
Methodist.....	23	14	117	3	14	1	2		1			2		177
Roman Catholic .....	3	2	2	75										82
Baptist .....	4	2	15		24									45
Congregational .....		1												1
Lutheran .....			1											1
Evangelical Association												1		1
Hebrew .....														
Salvation Army.....										2				2
Others .....	1	2	4	1	3							6		19
No Denomination.....														
<b>TOTAL GROOMS ...</b>	<b>76</b>	<b>76</b>	<b>160</b>	<b>86</b>	<b>48</b>	<b>1</b>	<b>2</b>	<b>1</b>	<b>2</b>	<b>13</b>	<b>1</b>	<b>13</b>	<b>1</b>	<b>475</b>

Licenses, 442.

Banns, 33.

**Marriages by Ages in the County of Kent, 1912.**

GROOMS.

BRIDES.	AGES.	15	20	25	30	35	40	45	50	55	60	65	70 & over	Not stated	TOTAL.
		15	9	63	33										
	20	2	99	66	12	6	2								187
	25		9	49	15	11	1	2		2					89
	30		1	6	19	8	3	4							41
	35			1	2	9	3	3		4					22
	40					4	2	3	1		1				11
	45						2		3	1					6
	50									1					1
	55								1	2	1				4
	60									1					1
	65											1			1
	70 & over												1		1
	Age not stated.			3	2			1							6
	<b>TOTALS.</b>	<b>11</b>	<b>172</b>	<b>158</b>	<b>50</b>	<b>38</b>	<b>13</b>	<b>13</b>	<b>5</b>	<b>11</b>	<b>2</b>	<b>1</b>	<b>1</b>	<b>1</b>	<b>475</b>

Marriages by Denominations in the County of Lambton, 1912.

GROOMS.	BRIDES.												TOTAL BRIDES.
	Anglican.	Presbyterian.	Methodist.	Roman Catholic.	Baptist.	Congregational.	Lutheran.	Evangelical Association.	Hebrew.	Salvation Army.	Others.	No Denomination.	
Anglican .....	34	18	10	2	5	1	1	.....	1	1	2	.....	75
Presbyterian .....	8	73	24	1	3	.....	.....	.....	.....	.....	1	.....	110
Methodist .....	7	21	149	7	10	3	1	1	.....	.....	1	.....	200
Roman Catholic .....	3	5	2	21	1	.....	2	.....	.....	.....	1	.....	35
Baptist .....	3	6	12	2	23	.....	1	.....	.....	.....	1	.....	48
Congregational .....	2	.....	3	1	.....	1	.....	.....	.....	.....	1	.....	8
Lutheran .....	1	1	5	.....	.....	.....	2	.....	.....	.....	1	.....	10
Evangelical Association .....	.....	.....	1	.....	.....	.....	.....	.....	.....	.....	.....	.....	1
Hebrew .....	.....	.....	.....	.....	.....	.....	.....	.....	1	.....	.....	.....	1
Salvation Army .....	.....	.....	.....	.....	.....	.....	.....	.....	.....	1	.....	.....	1
Others .....	1	1	2	2	.....	1	.....	.....	.....	.....	15	3	25
No Denomination .....	.....	.....	1	.....	1	.....	.....	.....	.....	.....	2	.....	4
<b>TOTAL GROOMS .....</b>	<b>59</b>	<b>125</b>	<b>209</b>	<b>36</b>	<b>43</b>	<b>6</b>	<b>7</b>	<b>1</b>	<b>2</b>	<b>2</b>	<b>25</b>	<b>3</b>	<b>518</b>

Licenses, 511.

Banns, 7.

Marriages by Ages in the County of Lambton, 1912.

GROOMS.

BRIDES.	GROOMS.												TOTAL		
	AGE.	15	20	25	30	35	40	45	50	55	60	65		70 & over	Not stated
15	7	88	22	6	.....	.....	.....	.....	.....	.....	.....	.....	.....	1	124
20	3	90	76	16	9	.....	1	.....	.....	.....	.....	.....	.....	.....	195
25	.....	14	45	23	12	3	2	1	.....	.....	.....	.....	.....	.....	100
30	.....	.....	5	13	9	4	7	2	.....	.....	.....	.....	.....	.....	40
35	.....	.....	1	4	5	4	3	.....	.....	.....	.....	.....	.....	.....	17
40	.....	.....	.....	.....	4	3	4	1	1	1	.....	.....	.....	.....	14
45	.....	.....	.....	.....	1	1	6	3	.....	2	.....	.....	.....	.....	13
50	.....	.....	.....	.....	.....	.....	2	3	2	.....	1	1	.....	.....	9
55	.....	.....	.....	.....	.....	.....	.....	.....	.....	.....	.....	.....	.....	.....	.....
60	.....	.....	.....	.....	.....	.....	.....	.....	.....	.....	.....	.....	.....	.....	.....
65	.....	.....	.....	.....	.....	.....	.....	1	.....	.....	2	1	.....	.....	4
70 & over	.....	.....	.....	.....	.....	.....	.....	.....	.....	.....	.....	.....	.....	.....	.....
Age not stated.	.....	.....	1	.....	.....	.....	.....	.....	.....	.....	.....	.....	.....	1	2
<b>TOTALS</b>	<b>10</b>	<b>192</b>	<b>150</b>	<b>62</b>	<b>40</b>	<b>15</b>	<b>25</b>	<b>11</b>	<b>3</b>	<b>3</b>	<b>3</b>	<b>2</b>	<b>2</b>	<b>2</b>	<b>518</b>

Marriages by Denominations in the County of Lanark, 1912.

GROOMS.	BRIDES.												
	Anglican.	Presbyterian.	Methodist.	Roman Catholic.	Baptist.	Congregational.	Lutheran.	Evangelical Association.	Hebrew.	Salvation Army.	Others.	No Denomination.	TOTAL BRIDES.
Anglican .....	35	12	7	2	2	1							59
Presbyterian .....	10	60	11		3	2					2		88
Methodist.....	10	8	27	3	1			1			2		52
Roman Catholic.....	1			35									36
Baptist .....	1	3	2		2	1							9
Congregational .....						1							1
Lutheran .....													
Evangelical Association .....													
Hebrew .....													
Salvation Army.....													
Others .....													
No Denomination.....													
TOTAL GROOMS ...	57	83	47	40	8	4	1	1			4		245

Licenses, 213.

Banns, 32.

Marriages by Ages in the County of Lanark, 1912.

GROOMS.

BRIDES.	GROOMS.												TOTALS		
	AGES.	15	20	25	30	35	40	45	50	55	60	65		70 & over	Not stated
15	3	22	14	2	2										43
20	1	40	31	15	4										91
25		6	31	17	3	2	1								60
30		1	6	11	5	2									25
35			1	4	7	3		1		1					17
40						2		1		1					4
45								1		1					2
50															
55										1					1
60															
65															
70 & over											1				1
Age not stated							1								1
TOTALS.	4	69	83	49	21	9	2	3		4	1				245

Marriages by Denominations in the Counties of Leeds and Grenville, 1912.

GROOMS.	BRIDES.											TOTAL BRIDES.	
	Anglican.	Presbyterian.	Methodist.	Roman Catholic.	Baptist.	Congregational.	Lutheran.	Evangelical Association.	Hebrew.	Salvation Army.	Others.		No Denomination.
Anglican.....	57	20	28	4	4	.....	1	.....	.....	.....	.....	.....	114
Presbyterian.....	13	39	18	6	3	.....	1	.....	.....	.....	1	.....	81
Methodist.....	21	16	141	4	7	1	2	.....	.....	.....	3	.....	195
Roman Catholic.....	4	4	6	51	1	.....	.....	.....	.....	.....	1	.....	67
Baptist.....	2	2	6	.....	6	1	.....	.....	.....	.....	1	.....	18
Congregational.....	2	.....	2	.....	.....	2	.....	.....	.....	.....	.....	.....	6
Lutheran.....	.....	.....	2	.....	.....	.....	.....	.....	.....	.....	.....	.....	2
Evangelical Association.....	.....	.....	.....	.....	.....	.....	.....	.....	.....	.....	.....	.....	.....
Hebrew.....	.....	.....	.....	.....	.....	.....	.....	.....	.....	.....	.....	.....	.....
Salvation Army.....	.....	.....	.....	.....	.....	.....	.....	.....	.....	1	.....	.....	1
Others.....	.....	.....	5	2	.....	.....	.....	.....	.....	.....	7	.....	14
No Denomination.....	.....	.....	.....	.....	.....	.....	.....	.....	.....	.....	.....	.....	.....
<b>TOTAL GROOMS</b> ....	<b>99</b>	<b>81</b>	<b>208</b>	<b>67</b>	<b>21</b>	<b>4</b>	<b>4</b>	.....	.....	<b>1</b>	<b>13</b>	.....	<b>498</b>

Licenses, 480.

Banns, 18.

Marriages by Ages in the Counties of Leeds and Grenville, 1912.

GROOMS.

BRIDES.	GROOMS.												TOTAL.		
	AGE.	15	20	25	30	35	40	45	50	55	60	65		70 & over.	Not stated.
15	11	64	21	3	2	.....	.....	.....	.....	.....	.....	.....	.....	.....	101
20	2	93	60	13	10	6	1	.....	.....	.....	.....	.....	.....	.....	185
25	1	15	49	22	21	3	.....	.....	.....	.....	.....	.....	.....	.....	111
30	.....	2	6	19	6	5	2	2	.....	.....	.....	.....	.....	.....	40
35	.....	.....	3	3	9	3	3	2	.....	.....	.....	.....	.....	.....	23
40	.....	.....	.....	.....	1	5	2	2	2	1	.....	.....	.....	.....	13
45	.....	.....	.....	.....	1	1	2	1	2	.....	1	.....	.....	.....	8
50	.....	.....	.....	.....	.....	1	1	.....	1	1	.....	.....	.....	.....	4
55	.....	.....	.....	.....	.....	.....	.....	.....	1	2	1	.....	.....	.....	4
60	.....	.....	.....	.....	.....	.....	.....	.....	.....	.....	.....	1	.....	.....	1
65	.....	.....	.....	.....	.....	.....	.....	.....	.....	.....	2	.....	.....	.....	2
70 & over	.....	.....	.....	.....	.....	.....	.....	.....	.....	.....	.....	.....	.....	.....	.....
Age not stated.	.....	3	1	.....	.....	1	.....	.....	.....	.....	.....	.....	1	.....	6
<b>TOTALS.</b>	<b>14</b>	<b>177</b>	<b>140</b>	<b>60</b>	<b>50</b>	<b>23</b>	<b>11</b>	<b>7</b>	<b>6</b>	<b>4</b>	<b>4</b>	<b>2</b>	.....	<b>498</b>	

Marriages by Denominations in the Counties of Lennox and Addington, 1912.

GROOMS.	BRIDES.											TOTAL BRIDES.			
	Anglican.	Presbyterian.	Methodist.	Roman Catholic.	Baptist.	Congregational.	Lutheran.	Evangelical Association.	Hebrew.	Salvation Army.	Others.		No Denomination.		
Anglican .....	16	3	10	1											30
Presbyterian.....	1	8	3												12
Methodist.....	8	13	81				1						1		104
Roman Catholic .....			1	6											7
Baptist .....															
Congregational .....															
Lutheran .....															
Evangelical Association .....															
Hebrew .....															
Saivation Army.....															
Others .....												1			1
No Denomination.....															
<b>TOTAL GROOMS.....</b>	<b>25</b>	<b>24</b>	<b>95</b>	<b>7</b>			<b>1</b>					<b>1</b>	<b>1</b>		<b>154</b>

Licenses, 149.

Banns, 5.

Marriages by Ages in the Counties of Lennox and Addington, 1912.

GROOMS.

BRIDES.	GROOMS.													TOTAL	
	AGE.	15	20	25	30	35	40	45	50	55	60	65	70 & ov'r		Not stated
15	4	22	12	6											44
20	1	31	25	11	2	3									73
25		4	7	6	2	1									20
30		2	2	1			1								6
35							1	1							2
40								1							1
45							1	1							2
50									1	1					2
55									1						1
60													1		1
65													1		1
70 & over															
Age not stated.													1		1
<b>TOTALS</b>	<b>5</b>	<b>59</b>	<b>46</b>	<b>24</b>	<b>4</b>	<b>5</b>	<b>4</b>	<b>3</b>	<b>1</b>	<b>.....</b>	<b>1</b>	<b>2</b>	<b>.....</b>	<b>154</b>	

Marriages by Denominations in the County of Lincoln, 1912.

GROOMS.	BRIDES.											TOTAL BRIDES.	
	Anglican.	Presbyterian.	Methodist.	Roman Catholic.	Baptist.	Congregational.	Lutheran.	Evangelical Association.	Hebrew.	Salvation Army.	Others.		No Denomination.
Anglican .....	68	10	10	4	1	1	1	1	.....	.....	2	.....	98
Presbyterian .....	6	38	14	1	4	.....	1	.....	.....	.....	4	.....	68
Methodist.....	6	13	55	.....	8	1	.....	1	.....	.....	2	.....	86
Roman Catholic.....	3	2	2	31	.....	1	.....	.....	.....	.....	2	.....	41
Baptist.....	3	4	5	2	10	.....	.....	.....	.....	.....	.....	.....	24
Congregational .....	1	.....	2	.....	.....	2	.....	.....	.....	.....	.....	.....	5
Lutheran .....	1	1	1	.....	.....	.....	2	.....	.....	.....	.....	.....	5
Evangelical Association .....	.....	.....	1	.....	.....	.....	.....	1	.....	.....	.....	.....	2
Hebrew .....	.....	.....	.....	.....	.....	.....	.....	.....	3	.....	.....	.....	3
Salvation Army.....	.....	.....	.....	.....	.....	.....	.....	.....	.....	1	.....	.....	1
Others .....	1	4	2	.....	2	.....	1	1	.....	.....	4	.....	15
No Denomination.....	.....	.....	.....	.....	.....	.....	.....	.....	.....	.....	.....	.....	.....
TOTAL GROOMS .....	89	72	90	38	25	5	5	4	3	1	14	.....	348

Licenses, 318.

Banns, 30.

Marriages by Ages in the County of Lincoln, 1912.

GROOMS.

BRIDES.	GROOMS.													TOTAL.	
	AGE.	15	20	25	30	35	40	45	50	55	60	65	70 & over		No stated
15	1	42	18	3	.....	.....	.....	.....	.....	.....	.....	.....	.....	.....	64
20	1	59	48	11	1	2	.....	.....	.....	1	.....	.....	.....	.....	123
25	.....	8	54	21	7	4	1	.....	.....	.....	.....	.....	.....	.....	95
30	.....	3	4	11	6	4	.....	.....	.....	.....	.....	.....	1	.....	29
35	.....	.....	1	2	5	6	4	.....	.....	.....	.....	.....	.....	.....	18
40	.....	.....	.....	1	1	3	3	1	.....	1	.....	.....	.....	.....	10
45	.....	.....	.....	.....	.....	.....	2	.....	1	4	.....	.....	.....	.....	7
50	.....	.....	.....	.....	.....	.....	.....	.....	1	.....	.....	.....	.....	.....	1
55	.....	.....	.....	.....	.....	.....	.....	.....	.....	.....	.....	.....	.....	.....	.....
60	.....	.....	.....	.....	.....	.....	.....	.....	.....	.....	.....	.....	.....	.....	.....
65	.....	.....	.....	.....	.....	.....	.....	.....	.....	.....	.....	.....	1	.....	1
70 & over	.....	.....	.....	.....	.....	.....	.....	.....	.....	.....	.....	.....	.....	.....	.....
Age not stated.	.....	.....	.....	.....	.....	.....	.....	.....	.....	.....	.....	.....	.....	.....	.....
TOTALS.	2	112	125	49	20	21	8	3	4	2	.....	2	.....	.....	348





Marriages by Denominations in the County of Middlesex, 1912.

GROOMS.	BRIDES.											TOTAL BRIDES.	
	Anglican.	Presbyterian.	Methodist.	Roman Catholic.	Baptist.	Congregational.	Lutheran.	Evangelical Association.	Hebrew.	Salvation Army.	Others.		No Denomination.
Anglican.....	136	36	42	4	7	1	.....	.....	.....	.....	5	1	232
Presbyterian .....	23	97	38	.....	15	2	3	.....	.....	1	2	.....	180
Methodist.....	34	44	183	1	21	3	.....	.....	1	.....	4	.....	291
Roman Catholic .....	6	2	3	55	.....	1	1	.....	.....	.....	3	.....	71
Baptist .....	20	14	20	2	40	1	.....	.....	.....	.....	1	.....	98
Congregational .....	1	.....	2	1	.....	1	.....	.....	.....	1	.....	.....	6
Lutheran .....	1	.....	.....	.....	1	.....	2	.....	.....	.....	.....	.....	4
Evangelical Association .....	.....	.....	.....	.....	.....	.....	.....	.....	.....	.....	.....	.....	.....
Hebrew .....	.....	.....	.....	.....	.....	.....	.....	.....	7	.....	.....	.....	7
Salvation Army.....	.....	.....	1	.....	1	.....	.....	.....	.....	4	.....	.....	6
Others .....	4	2	7	.....	.....	.....	1	.....	.....	.....	19	.....	33
No Denomination.....	.....	.....	.....	.....	.....	.....	.....	.....	.....	.....	.....	.....	.....
TOTAL GROOMS.....	224	195	296	63	85	9	7	.....	8	6	34	1	928

Licenses, 893.

Banns, 35

Marriages by Ages in the County of Middlesex, 1912.

GROOMS

BRIDES.	GROOMS													TOTAL	
	AGE.	15	20	25	30	35	40	45	50	55	60	65	70 & over		Not stated
15	9	84	32	9	2	1	.....	1	.....	.....	.....	.....	.....	.....	138
20	3	193	135	39	7	3	.....	.....	.....	.....	.....	.....	.....	.....	380
25	.....	38	106	44	21	4	1	.....	.....	.....	.....	.....	.....	.....	214
30	.....	4	20	44	24	5	6	1	.....	.....	.....	.....	.....	.....	104
35	.....	1	3	4	6	7	7	3	.....	2	.....	1	.....	.....	34
40	.....	.....	1	1	3	10	6	4	6	2	.....	.....	.....	.....	33
45	.....	.....	.....	.....	1	.....	1	4	2	2	.....	.....	.....	.....	10
50	.....	.....	.....	.....	1	.....	.....	.....	3	2	.....	.....	.....	.....	6
55	.....	.....	.....	.....	.....	.....	1	.....	.....	1	1	.....	.....	.....	3
60	.....	.....	.....	.....	.....	.....	.....	.....	.....	2	2	1	.....	.....	5
65	.....	.....	.....	.....	.....	.....	.....	.....	.....	1	.....	.....	.....	.....	1
70 & over	.....	.....	.....	.....	.....	.....	.....	.....	.....	.....	.....	.....	.....	.....	.....
Age not stated.	.....	.....	.....	.....	.....	.....	.....	.....	.....	.....	.....	.....	.....	.....	.....
TOTALS	12	320	297	141	65	30	22	13	11	12	3	2	.....	.....	928

**Marriages by Denominations in the District of Muskoka, 1912.**

GROOMS.	BRIDES.												TOTAL BRIDES.	
	Anglican.	Presbyterian.	Methodist.	Roman Catholic.	Baptist.	Congregational.	Lutheran.	Evangelical Association.	Hebrew.	Salvation Army.	Others.	No Denomination.		
Anglican.....	21	7	5		2		1							16
Presbyterian .....	8	32	3		1		2							46
Methodist.....	3	6	33	1	3					1				47
Roman Catholic.....		1		12										13
Baptist.....	3	1	4		4		1			1				14
Congregational .....														
Lutheran .....														
Evangelical Association .....														
Hebrew.....														
Salvation Army.....														
Others .....	1		1									2		4
No Denomination.....														
<b>TOTAL GROOMS .....</b>	<b>36</b>	<b>47</b>	<b>46</b>	<b>13</b>	<b>10</b>		<b>4</b>			<b>2</b>	<b>2</b>			<b>160</b>

Licenses, 152.

Banns 8.

**Marriages by Ages in the District of Muskoka, 1912.**

GROOMS.

BRIDES.	AGE.	15	20	25	30	35	40	45	50	55	60	65	70 & ov'r	Not stated	TOTAL.
	15	2	22	15	3	2									
20	1	27	26	12	4										70
25		2	10	7	1	3	1								24
30		1		8				2							11
35				1	1		1			1					4
40							1	1	1	1					4
45															
50								1							1
55															
60											1				1
65															
70 & over															
Age not stated.					1										1
<b>TOTALS.</b>	<b>3</b>	<b>52</b>	<b>51</b>	<b>31</b>	<b>9</b>	<b>3</b>	<b>3</b>	<b>4</b>	<b>1</b>	<b>3</b>					<b>160</b>

Marriages by Denominations in the District of Nipissing, 1912.

GROOMS.	BRIDES.												TOTAL BRIDES.
	Anglican.	Presbyterian.	Methodist.	Roman Catholic.	Baptist.	Congregational.	Lutheran.	Evangelical Association.	Hebrew.	Salvation Army.	Others.	No Denomination.	
Anglican.....	41	13	9	1	4	.....	1	.....	.....	.....	1	.....	70
Presbyterian .....	8	54	9	3	1	.....	.....	.....	.....	.....	2	.....	77
Methodist.....	11	9	36	1	4	.....	1	.....	.....	.....	.....	.....	62
Roman Catholic .....	6	7	2	190	1	.....	.....	.....	.....	.....	2	1	209
Baptist.....	6	4	5	.....	13	.....	.....	.....	.....	.....	1	.....	29
Congregational.....	.....	.....	.....	.....	.....	1	.....	.....	.....	.....	.....	.....	1
Lutheran.....	.....	.....	.....	1	1	.....	14	.....	.....	.....	.....	.....	16
Evangelical Association	.....	.....	.....	.....	.....	.....	.....	.....	.....	.....	.....	.....	.....
Hebrew .....	.....	.....	.....	.....	.....	.....	.....	.....	1	.....	.....	.....	1
Salvation Army .....	1	.....	.....	.....	.....	.....	.....	.....	.....	2	.....	.....	3
Others .....	.....	.....	.....	.....	.....	.....	.....	.....	.....	.....	4	.....	4
No Denomination.....	.....	.....	.....	.....	.....	.....	.....	.....	.....	.....	.....	1	1
TOTAL GROOMS .....	73	87	61	196	24	1	16	.....	1	2	10	2	473

Licenses, 359.

Banns, 76.

Marriages by Ages in the District of Nipissing, 1912.

GROOMS.

BRIDES.	GROOMS.													TOTAL.	
	AGE.	15	20	25	30	35	40	45	50	55	60	65	70 & over		Not stated
15	5	96	44	13	4	.....	1	.....	.....	.....	.....	.....	.....	.....	163
20	1	80	71	22	8	4	.....	.....	.....	.....	.....	.....	.....	.....	186
25	1	15	36	21	5	2	2	.....	.....	.....	.....	.....	.....	.....	82
30	.....	.....	9	5	4	2	1	.....	.....	.....	.....	.....	.....	.....	21
35	.....	1	1	.....	4	1	.....	1	.....	.....	.....	.....	.....	.....	11
40	.....	.....	.....	1	1	.....	.....	.....	1	.....	.....	.....	.....	.....	3
45	.....	.....	.....	.....	1	.....	.....	2	1	.....	.....	.....	.....	.....	4
50	.....	.....	.....	.....	.....	.....	.....	.....	1	.....	.....	.....	.....	.....	1
55	.....	.....	.....	.....	.....	.....	.....	.....	.....	1	.....	.....	.....	.....	1
60	.....	.....	.....	.....	.....	.....	1	.....	.....	.....	.....	.....	.....	.....	1
65	.....	.....	.....	.....	.....	.....	.....	.....	.....	.....	.....	.....	.....	.....	.....
70 & over	.....	.....	.....	.....	.....	.....	.....	.....	.....	.....	.....	.....	.....	.....	.....
Age not stated.	.....	.....	.....	.....	.....	.....	.....	.....	.....	.....	.....	.....	.....	.....	.....
TOTALS	7	192	161	65	27	9	5	3	3	1	.....	.....	.....	.....	473

Marriages by Denominations in the County of Norfolk, 1912.

GROOMS.	BRIDES.												TOTAL BRIDES.	
	Anglican.	Presbyterian.	Methodist.	Roman Catholic.	Baptist.	Congregational.	Lutheran.	Evangelical Association.	Hebrew.	Salvation Army.	Others.	No Denomination.		
Anglican.....	17	3	2		3									25
Presbyterian .....	3	6	3		3									15
Methodist.....	6	9	59		9						2			85
Roman Catholic .....				3	1									4
Baptist .....	3	3	16		28		1				1			52
Congregational .....		1												1
Lutheran .....											1			1
Evangelical Association .....														
Hebrew .....														
Salvation Army.....											2			2
Others .....		1	3		2						2			8
No Denomination .....														
TOTAL GROOMS .....	29	23	83	3	46		1				8			193

Licenses, 189.

Banns, 4.

Marriages by Ages in the County of Norfolk, 1912.

GROOMS.

AGE.	BRIDES.												Not stated.	TOTAL.	
	15	20	25	30	35	40	45	50	55	60	65	70 & over			
15	5	34	7	2											48
20	2	35	23	5	2	1									68
25		10	15	8	3		1								37
30			2	5	1	3	3	1	1						16
35				2	3	1	1			1					8
40				1	2	1		1							5
45								1							1
50					1		2	1		2	1				7
55									1	1					2
60															
65															
70 & over															
Age not stated.			1												1
TOTALS	7	79	48	23	12	6	7	4	2	4	1				193

Marriages by Denominations in the Counties of Northumberland and Durham, 1912.

GROOMS.	BRIDES.												TOTAL BRIDES.
	Anglican.	Presbyterian.	Methodist.	Roman Catholic.	Baptist	Congregational.	Lutheran.	Evangelical Association.	Hebrew.	Salvation Army.	Others.	No Denomination.	
Anglican.....	32	16	15	.....	.....	.....	.....	.....	.....	.....	.....	.....	63
Presbyterian .....	12	45	15	3	4	1	1	.....	.....	.....	.....	.....	81
Methodist.....	20	18	144	2	3	1	.....	.....	.....	1	.....	.....	189
Roman Catholic.....	2	1	2	21	1	.....	.....	.....	.....	.....	.....	.....	27
Baptist.....	4	2	2	.....	3	.....	.....	.....	.....	.....	.....	.....	11
Congregational.....	.....	.....	1	.....	.....	3	.....	.....	.....	.....	.....	.....	4
Lutheran.....	.....	.....	.....	.....	.....	.....	.....	.....	.....	.....	.....	.....	.....
Evangelical Association	.....	.....	.....	.....	.....	.....	.....	.....	.....	.....	.....	.....	.....
Hebrew .....	.....	.....	.....	.....	.....	.....	.....	.....	.....	.....	.....	.....	.....
Salvation Army.....	.....	.....	.....	.....	.....	.....	.....	.....	.....	.....	.....	.....	.....
Others .....	1	4	6	.....	.....	.....	.....	.....	.....	.....	4	.....	15
No Denomination.....	.....	.....	.....	.....	.....	.....	.....	.....	.....	.....	.....	.....	.....
<b>TOTAL GROOMS .....</b>	<b>71</b>	<b>86</b>	<b>185</b>	<b>26</b>	<b>11</b>	<b>5</b>	<b>1</b>	<b>.....</b>	<b>.....</b>	<b>1</b>	<b>4</b>	<b>.....</b>	<b>390</b>

Licenses, 386.

Banns, 4.

Marriages by Ages in the Counties of Northumberland and Durham, 1912.

GROOMS.

BRIDES.	AGE.	15	20	25	30	35	40	45	50	55	60	65	70 & ov'r	Not stated	TOTAL.
	15	2	39	10	3	.....	1	.....	.....	.....	.....	.....	.....	.....	.....
20	2	87	55	25	9	2	1	.....	.....	1	.....	.....	.....	.....	182
25	.....	7	35	16	9	4	.....	1	.....	.....	.....	.....	.....	.....	79
30	.....	.....	3	9	14	1	1	2	.....	.....	.....	.....	.....	.....	30
35	.....	1	3	.....	2	5	6	5	.....	.....	1	.....	.....	.....	23
40	.....	.....	.....	1	1	2	2	2	.....	1	.....	.....	.....	.....	9
45	.....	.....	.....	2	.....	.....	.....	.....	2	.....	.....	.....	.....	.....	4
50	.....	.....	.....	.....	.....	.....	.....	1	1	1	.....	.....	.....	.....	3
55	.....	.....	.....	.....	.....	.....	.....	1	2	.....	1	.....	.....	.....	4
60	.....	.....	.....	.....	.....	.....	.....	.....	.....	.....	.....	1	.....	.....	1
65	.....	.....	.....	.....	.....	.....	.....	.....	1	.....	.....	.....	.....	.....	1
70 & over	.....	.....	.....	.....	.....	.....	.....	.....	.....	.....	.....	.....	.....	.....	.....
Age not stated.	.....	1	2	.....	1	.....	1	1	.....	.....	.....	.....	.....	.....	6
<b>TOTALS.</b>	<b>4</b>	<b>135</b>	<b>108</b>	<b>56</b>	<b>36</b>	<b>15</b>	<b>11</b>	<b>13</b>	<b>6</b>	<b>3</b>	<b>2</b>	<b>1</b>	<b>.....</b>	<b>.....</b>	<b>390</b>

**Marriages by Denominations in the County of Ontario, 1912.**

GROOMS.	BRIDES.												TOTAL BRIDES.
	Anglican.	Presbyterian.	Methodist.	Roman Catholic.	Baptist.	Congregational.	Lutheran.	Evangelical Association.	Hebrew.	Salvation Army.	Others.	No Denomination.	
Anglican .....	28	6	10	.....	.....	.....	.....	.....	.....	.....	.....	.....	44
Presbyterian .....	6	29	25	.....	1	1	.....	.....	.....	.....	1	.....	63
Methodist.....	10	18	86	.....	1	.....	.....	.....	.....	.....	7	.....	122
Roman Catholic .....	.....	.....	.....	18	.....	.....	.....	.....	.....	.....	.....	.....	18
Baptist .....	.....	2	2	.....	7	.....	1	.....	.....	.....	.....	.....	12
Congregational .....	.....	.....	.....	.....	.....	1	.....	.....	.....	.....	.....	.....	1
Lutheran .....	.....	.....	.....	.....	.....	.....	1	.....	.....	.....	.....	.....	1
Evangelical Association .....	.....	.....	.....	.....	.....	.....	.....	.....	.....	.....	.....	.....	.....
Hebrew .....	.....	.....	.....	.....	.....	.....	.....	.....	1	.....	.....	.....	1
Salvation Army.....	.....	.....	1	.....	.....	.....	.....	.....	.....	.....	.....	.....	1
Others .....	1	1	1	.....	.....	1	.....	.....	.....	.....	8	.....	12
No Denomination.....	.....	1	.....	.....	.....	.....	.....	.....	.....	.....	.....	1	2
<b>TOTAL GROOMS .....</b>	<b>45</b>	<b>57</b>	<b>125</b>	<b>18</b>	<b>9</b>	<b>3</b>	<b>2</b>	<b>.....</b>	<b>1</b>	<b>.....</b>	<b>16</b>	<b>1</b>	<b>277</b>

Licenses, 262.

Banns, 15.

**Marriages by Ages in the County of Ontario, 1912.**

GROOMS.

BRIDES.	AGE.	15	20	25	30	35	40	45	50	55	60	65	70 & over	Not stated	TOTAL.
	15	2	27	9	3	2	.....	.....	.....	.....	.....	.....	.....	.....	.....
20	.....	45	38	12	7	1	.....	.....	.....	.....	.....	.....	.....	.....	108
25	.....	7	45	16	12	1	2	.....	.....	.....	.....	.....	.....	.....	83
30	.....	2	5	10	4	2	1	.....	.....	.....	.....	.....	.....	.....	24
35	.....	.....	.....	3	3	2	.....	1	.....	.....	.....	.....	.....	.....	9
40	.....	.....	.....	.....	1	2	1	.....	.....	.....	1	.....	.....	.....	5
45	.....	.....	1	.....	.....	1	1	1	.....	.....	.....	.....	.....	.....	4
50	.....	.....	.....	.....	.....	2	.....	.....	1	.....	.....	1	.....	.....	4
55	.....	.....	.....	.....	.....	.....	.....	1	.....	.....	.....	.....	.....	.....	1
60	.....	.....	.....	.....	.....	.....	.....	.....	.....	.....	1	.....	.....	.....	1
65	.....	.....	.....	.....	.....	.....	.....	.....	.....	.....	.....	.....	.....	.....	.....
70 & over	.....	.....	.....	.....	.....	.....	.....	.....	.....	.....	.....	.....	.....	.....	.....
Age not stated.	.....	.....	.....	.....	.....	.....	.....	.....	.....	.....	.....	.....	.....	.....	.....
<b>TOTALS.</b>	<b>2</b>	<b>81</b>	<b>98</b>	<b>44</b>	<b>29</b>	<b>11</b>	<b>5</b>	<b>3</b>	<b>1</b>	<b>2</b>	<b>1</b>	<b>.....</b>	<b>.....</b>	<b>.....</b>	<b>277</b>

Marriages by Denominations in the County of Oxford, 1912.

GROOMS.	BRIDES.											TOTAL BRIDES.	
	Anglican.	Presbyterian.	Methodist.	Roman Catholic.	Baptist.	Congregational.	Lutheran.	Evangelical Association.	Hebrew.	Salvation Army.	Others.		No Denomination.
Anglican .....	34	9	5	.....	4	.....	1	.....	.....	1	.....	.....	54
Presbyterian .....	13	40	16	2	6	1	3	.....	.....	.....	1	.....	82
Methodist .....	15	13	87	.....	14	1	3	2	.....	.....	1	.....	136
Roman Catholic .....	1	.....	3	14	.....	.....	.....	.....	.....	.....	.....	.....	18
Baptist .....	8	5	9	.....	38	.....	.....	.....	.....	.....	1	.....	61
Congregational .....	1	3	1	.....	.....	.....	.....	.....	.....	.....	.....	.....	6
Lutheran .....	.....	1	1	.....	.....	.....	4	.....	.....	.....	1	.....	7
Evangelical Association .....	.....	2	1	.....	.....	.....	.....	2	.....	.....	.....	.....	5
Hebrew .....	.....	.....	.....	.....	.....	.....	.....	.....	.....	.....	.....	.....	.....
Salvation Army.....	.....	.....	.....	.....	1	.....	.....	.....	.....	4	.....	.....	5
Others .....	.....	2	1	.....	1	.....	.....	.....	.....	.....	5	.....	9
No Denomination .....	.....	.....	.....	.....	.....	.....	.....	.....	.....	.....	.....	.....	.....
TOTAL GROOMS.....	72	75	124	16	64	2	11	4	.....	5	9	.....	382

Licenses, 373.

Banns, 9.

Marriages by Ages in the County of Oxford, 1912.

GROOMS.

BRIDES.	GROOMS.													TOTAL	
	AGE.	15	20	25	30	35	40	45	50	55	60	65	70 & over		Not stated
15	4	34	10	3	1	.....	.....	.....	.....	.....	.....	.....	.....	.....	52
20	1	71	59	13	4	.....	1	.....	.....	.....	.....	.....	.....	.....	149
25	.....	12	59	27	5	3	.....	.....	.....	.....	.....	.....	.....	.....	106
30	.....	1	7	14	7	1	1	3	.....	1	.....	.....	.....	.....	35
35	.....	.....	1	3	6	5	3	.....	.....	1	.....	.....	.....	.....	19
40	.....	.....	.....	.....	1	.....	1	1	1	1	.....	.....	.....	.....	5
45	.....	.....	.....	1	.....	.....	2	1	2	.....	1	.....	.....	.....	7
50	.....	.....	.....	.....	.....	.....	.....	2	1	.....	.....	.....	.....	.....	3
55	.....	.....	.....	.....	.....	.....	1	.....	.....	.....	.....	.....	.....	.....	1
60	.....	.....	.....	.....	.....	.....	.....	.....	.....	.....	2	1	.....	.....	3
65	.....	.....	.....	.....	.....	.....	.....	.....	.....	.....	.....	.....	.....	.....	.....
70 & over	.....	.....	.....	.....	.....	.....	.....	.....	.....	.....	.....	.....	.....	.....	.....
Age not stated.	.....	.....	.....	2	.....	.....	.....	.....	.....	.....	.....	.....	.....	.....	2
TOTALS	5	118	136	63	24	9	9	7	4	3	3	1	.....	.....	382

Marriages by Denominations in the District of Parry Sound, 1912.

GROOMS.	BRIDES.												TOTAL BRIDES.
	Anglican.	Presbyterian	Methodist.	Roman Catholic.	Baptist.	Congregational.	Lutheran.	Evangelical Association.	Hebrew.	Salvation Army.	Others.	No Denomination.	
Anglican .....	15	7	2	2	2	.....	1	.....	.....	.....	.....	.....	29
Presbyterian .....	5	31	6	1	.....	.....	.....	.....	.....	.....	.....	.....	43
Methodist.....	5	9	30	.....	2	.....	1	.....	.....	.....	.....	.....	47
Roman Catholic .....	1	1	.....	25	.....	.....	.....	.....	.....	.....	.....	.....	27
Baptist .....	2	1	1	.....	3	.....	.....	.....	.....	.....	.....	.....	7
Congregational .....	.....	.....	.....	.....	.....	.....	.....	.....	.....	.....	.....	.....	.....
Lutheran .....	3	.....	1	.....	.....	.....	5	.....	.....	.....	.....	.....	9
Evangelical Association	1	.....	.....	.....	.....	.....	1	.....	.....	.....	.....	.....	2
Hebrew .....	.....	.....	.....	.....	.....	.....	.....	.....	.....	.....	.....	.....	.....
Salvation Army.....	.....	.....	.....	.....	.....	.....	.....	.....	.....	.....	.....	.....	.....
Others .....	1	.....	.....	.....	.....	.....	.....	.....	.....	.....	1	.....	2
No Denomination .....	.....	.....	.....	.....	.....	.....	.....	.....	.....	.....	.....	1	1
TOTAL GROOMS.....	33	49	40	28	7	.....	7	1	.....	1	1	1	167

Licenses, 151.

Banns, 16.

Marriages by Ages in the District of Parry Sound, 1912.

GROOMS.

BRIDES.	AGE.	15	20	25	30	35	40	45	50	55	60	65	70 & ov'r	Not stated	TOTAL
	15 .....	.....	30	16	5	1	2	1	1	.....	.....	.....	.....	.....	.....
20 .....	.....	28	27	14	5	.....	1	.....	.....	.....	.....	.....	.....	.....	75
25 .....	.....	.....	10	2	1	2	.....	.....	.....	.....	.....	.....	.....	.....	15
30 .....	.....	.....	4	5	.....	1	.....	.....	.....	.....	.....	.....	.....	.....	10
35 .....	.....	.....	.....	1	1	1	.....	.....	.....	.....	.....	.....	.....	.....	3
40 .....	.....	.....	.....	1	.....	.....	1	.....	.....	.....	1	.....	.....	.....	3
45 .....	.....	.....	.....	.....	.....	.....	.....	2	.....	.....	.....	.....	.....	.....	2
50 .....	.....	.....	.....	.....	.....	.....	.....	.....	.....	.....	.....	.....	.....	.....	.....
55 .....	.....	.....	.....	.....	.....	.....	.....	.....	.....	2	.....	.....	.....	.....	2
60 .....	.....	.....	.....	.....	.....	.....	.....	.....	.....	.....	.....	1	.....	.....	1
65 .....	.....	.....	.....	.....	.....	.....	.....	.....	.....	.....	.....	.....	.....	.....	.....
70 & over	.....	.....	.....	.....	.....	.....	.....	.....	.....	.....	.....	.....	.....	.....	.....
Age not stated.	.....	.....	.....	.....	.....	.....	.....	.....	.....	.....	.....	.....	.....	.....	.....
TOTALS .....	.....	58	57	28	8	6	3	3	3	2	1	1	.....	.....	167



Marriages by Denominations in the County of Peel, 1912.

GROOMS.	BRIDES.											TOTAL BRIDES.	
	Anglican.	Presbyterian.	Methodist.	Roman Catholic.	Baptist.	Congregational.	Lutheran.	Evangelical Association.	Hebrew.	Salvation Army.	Others.		No Denomination.
Anglican .....	11	4	8	1	1	.....	.....	.....	.....	.....	2	.....	27
Presbyterian .....	4	17	8	.....	1	1	.....	.....	.....	.....	.....	.....	31
Methodist.....	8	12	51	.....	2	.....	.....	.....	.....	.....	.....	.....	73
Roman Catholic.....	1	.....	1	3	.....	.....	.....	.....	.....	.....	.....	.....	5
Baptist .....	.....	1	2	.....	2	.....	.....	.....	.....	.....	.....	.....	5
Congregational .....	.....	.....	1	.....	.....	.....	.....	.....	.....	.....	.....	.....	1
Lutheran .....	.....	.....	.....	.....	.....	.....	.....	.....	.....	.....	.....	.....	.....
Evangelical Association .....	.....	.....	.....	.....	.....	.....	.....	.....	.....	.....	.....	.....	.....
Hebrew.....	.....	.....	.....	.....	.....	.....	.....	.....	.....	.....	.....	.....	.....
Salvation Army.....	.....	.....	.....	.....	.....	.....	.....	.....	.....	.....	.....	.....	.....
Others .....	.....	.....	.....	.....	.....	.....	.....	.....	.....	.....	.....	.....	.....
No Denomination .....	.....	.....	.....	.....	.....	.....	.....	.....	.....	.....	.....	.....	.....
TOTAL GROOMS.....	24	34	71	4	6	1	.....	.....	.....	.....	2	.....	142

Licenses, 136.

Banns, 6.

Marriages by Ages in the County of Peel, 1912.

GROOMS.

BRIDES.	AGE.	15	20	25	30	35	40	45	50	55	60	65	70 & ov'r	Not stated	TOTAL.
	15	1	6	2	.....	.....	.....	.....	.....	.....	.....	.....	.....	.....	.....
20	.....	23	10	8	1	1	.....	1	.....	.....	.....	.....	.....	.....	44
25	.....	5	25	15	7	.....	.....	.....	.....	.....	.....	.....	.....	.....	52
30	.....	1	4	5	3	.....	2	.....	.....	.....	.....	.....	.....	.....	15
35	.....	.....	.....	2	8	3	1	1	.....	.....	.....	.....	.....	.....	15
40	.....	.....	.....	.....	1	2	2	.....	.....	.....	.....	.....	.....	.....	5
45	.....	.....	.....	.....	.....	.....	.....	.....	.....	.....	.....	.....	.....	.....	.....
50	.....	.....	.....	.....	.....	.....	.....	.....	.....	.....	.....	.....	.....	.....	.....
55	.....	.....	.....	.....	.....	.....	.....	.....	.....	.....	.....	1	.....	.....	1
60	.....	.....	.....	.....	.....	.....	.....	.....	.....	.....	1	.....	.....	.....	1
65	.....	.....	.....	.....	.....	.....	.....	.....	.....	.....	.....	.....	.....	.....	.....
70 & over	.....	.....	.....	.....	.....	.....	.....	.....	.....	.....	.....	.....	.....	.....	.....
Age not stated.	.....	.....	.....	.....	.....	.....	.....	.....	.....	.....	.....	.....	.....	.....	.....
TOTALS.	1	35	41	30	20	6	5	2	.....	.....	1	1	.....	.....	142

**Marriages by Denominations in the County of Perth, 1912.**

GROOMS.	BRIDES.												TOTAL BRIDES.
	Anglican.	Presbyterian.	Methodist.	Roman Catholic.	Baptist.	Congregational.	Lutheran.	Evangelical Association.	Hebrew.	Salvation Army.	Others.	No Denomination.	
Anglican .....	37	8	8	2	.....	.....	4	1	.....	.....	.....	.....	60
Presbyterian.....	11	73	17	.....	4	.....	3	.....	.....	.....	.....	.....	108
Methodist.....	3	17	55	.....	3	1	7	1	.....	.....	.....	.....	87
Roman Catholic.....	3	1	2	33	.....	.....	.....	.....	.....	.....	.....	.....	39
Baptist .....	2	5	1	.....	4	1	.....	.....	.....	.....	.....	.....	13
Congregational .....	1	1	2	.....	.....	1	.....	.....	.....	.....	.....	.....	5
Lutheran .....	2	7	6	.....	1	1	37	.....	.....	.....	2	.....	56
Evangelical Association	1	1	2	.....	.....	.....	3	11	.....	.....	.....	.....	18
Hebrew .....	.....	.....	.....	.....	.....	.....	.....	.....	.....	.....	.....	.....	.....
Salvation Army.....	.....	.....	.....	.....	.....	.....	.....	.....	.....	.....	.....	.....	.....
Others .....	.....	4	3	.....	.....	1	.....	.....	.....	.....	9	.....	17
No Denomination.....	.....	.....	.....	.....	.....	.....	.....	.....	.....	.....	.....	.....	.....
<b>TOTAL GROOMS .....</b>	<b>60</b>	<b>117</b>	<b>96</b>	<b>35</b>	<b>12</b>	<b>5</b>	<b>54</b>	<b>13</b>	.....	.....	<b>11</b>	.....	<b>403</b>

Licenses, 393.

Banns, 20.

**Marriages by Ages in the County of Perth, 1912.**

GROOMS.

BRIDES.	AGE.	15	20	25	30	35	40	45	50	55	60	65	70 & over	Not stated	TOTAL.
	15	1	24	18	4	.....	.....	.....	.....	.....	.....	.....	.....	.....	.....
20	3	56	79	17	5	1	2	.....	.....	.....	.....	.....	.....	.....	163
25	.....	16	55	34	7	5	1	.....	.....	.....	.....	.....	.....	.....	118
30	.....	1	5	11	5	5	4	3	.....	.....	.....	.....	.....	.....	34
35	.....	.....	1	5	10	.....	3	2	.....	.....	.....	.....	.....	.....	21
40	.....	.....	.....	.....	.....	.....	1	4	.....	.....	.....	.....	.....	.....	5
45	.....	.....	.....	.....	.....	.....	1	1	1	.....	1	1	.....	.....	5
50	.....	.....	.....	.....	.....	.....	.....	.....	.....	.....	1	.....	.....	.....	1
55	.....	.....	.....	.....	.....	.....	.....	.....	.....	1	.....	.....	1	.....	2
60	.....	.....	.....	.....	.....	.....	.....	.....	.....	.....	.....	.....	.....	.....	.....
65	.....	.....	.....	.....	.....	.....	.....	.....	.....	.....	.....	1	1	.....	2
70 & over	.....	.....	.....	.....	.....	.....	.....	.....	.....	.....	.....	.....	.....	.....	.....
Age not stated.	.....	1	1	.....	.....	.....	.....	1	1	.....	.....	.....	.....	1	5
<b>TOTALS.</b>	<b>4</b>	<b>98</b>	<b>159</b>	<b>71</b>	<b>27</b>	<b>12</b>	<b>12</b>	<b>11</b>	<b>2</b>	<b>2</b>	<b>2</b>	<b>2</b>	<b>2</b>	<b>1</b>	<b>403</b>

Marriages by Denominations in the County of Peterborough, 1912.

GROOMS.	BRIDES.													TOTAL BRIDES.
	Anglican.	Presbyterian.	Methodist.	Roman Catholic.	Baptist.	Congregational.	Lutheran.	Evangelical Association.	Hebrew.	Salvation Army.	Others.	No Denomination.		
Anglican .....	44	11	17	.....	5	.....	.....	.....	.....	.....	2	.....	79	
Presbyterian .....	8	41	23	.....	5	.....	.....	.....	.....	.....	.....	.....	77	
Methodist.....	16	17	80	.....	4	1	.....	1	.....	1	2	.....	122	
Roman Catholic.....	1	1	4	58	.....	.....	.....	.....	.....	.....	.....	.....	64	
Baptist .....	3	4	7	.....	11	.....	.....	.....	.....	.....	.....	.....	25	
Congregational .....	.....	1	.....	.....	.....	3	.....	.....	.....	.....	.....	.....	4	
Lutheran .....	.....	.....	.....	.....	.....	.....	.....	.....	.....	.....	.....	.....	.....	
Evangelical Association .....	.....	.....	.....	.....	.....	.....	.....	.....	.....	.....	.....	.....	.....	
Hebrew .....	.....	.....	.....	.....	.....	.....	.....	.....	1	.....	.....	.....	1	
Salvation Army .....	.....	.....	.....	.....	.....	.....	.....	.....	.....	2	.....	.....	2	
Others .....	.....	1	1	.....	.....	.....	.....	.....	.....	.....	1	.....	3	
No Denomination.....	.....	.....	.....	.....	.....	.....	.....	.....	.....	.....	.....	.....	.....	
TOTAL GROOMS.....	72	76	132	58	25	4	.....	1	1	3	5	.....	377	

Licenses, 333.

Banns, 39.

Marriages by Ages in the County of Peterborough, 1912.

GROOMS.

BRIDES.	AGE.	15	20	25	30	35	40	45	50	55	60	65	70 & over	Not stated	TOTAL
	15	2	47	15	3	3	1	.....	.....	.....	.....	.....	.....	.....	.....
20	1	67	61	14	6	.....	1	1	.....	.....	.....	.....	.....	.....	151
25	.....	11	48	18	8	1	1	.....	.....	.....	.....	.....	.....	.....	87
30	.....	.....	9	13	8	3	5	1	.....	.....	.....	.....	.....	.....	39
35	.....	2	.....	2	3	3	6	.....	.....	.....	.....	.....	.....	.....	16
40	.....	.....	.....	.....	1	1	1	2	.....	1	.....	.....	.....	.....	6
45	.....	.....	.....	.....	.....	2	.....	.....	.....	1	.....	.....	.....	.....	3
50	.....	.....	.....	.....	.....	.....	.....	.....	.....	.....	.....	.....	.....	.....	.....
55	.....	.....	.....	.....	.....	.....	.....	.....	1	1	.....	.....	.....	.....	2
60	.....	.....	.....	.....	.....	.....	.....	.....	.....	1	.....	.....	.....	.....	1
65	.....	.....	.....	.....	.....	.....	.....	.....	.....	.....	.....	.....	.....	.....	.....
70 & over	.....	.....	.....	.....	.....	.....	.....	.....	.....	.....	.....	.....	.....	.....	.....
Age not stated.	.....	.....	.....	.....	.....	.....	.....	.....	.....	1	.....	.....	.....	.....	1
TOTALS	3	127	133	50	29	11	14	4	.....	2	4	.....	.....	.....	377

Marriages by Denominations in the Counties of Prescott and Russell, 1912.

GROOMS.	BRIDES.											TOTAL BRIDES.	
	Anglican.	Presbyterian.	Methodist.	Roman Catholic.	Baptist.	Congregational.	Lutheran.	Evangelical Association.	Hebrew.	Salvation Army.	Others.		No Denomination.
Anglican .....	5	1	1		2								9
Presbyterian .....	6	13	3	2									25
Methodist .....	4	2	10										16
Roman Catholic .....		1		284									285
Baptist .....		1											1
Congregational .....													
Lutheran .....													
Evangelical Association .....													
Hebrew .....													
Salvation Army .....													
Others .....													
No Denomination .....													
TOTAL GROOMS .....	15	18	14	286	3								336

Licenses, 117.

Banns, 219.

Marriages by Ages in the Counties of Prescott and Russell, 1912.

GROOMS.

BRIDES.	AGE.	15	20	25	30	35	40	45	50	55	60	65	70 & over	Not stated	TOTAL
	15	4	85	17	1	2									
20	1	75	40	16	3	4							1		140
25	1	12	21	9	6										49
30		2	4	5	2	2									15
35			1	1	1	1	3								7
40							1	2	1			1			5
45									2	1					3
50											1				1
55										1					1
60															
65															
70 & over															
Age not stated.		2	1	1										2	6
TOTALS	6	176	84	33	14	8	5	3	2	1	1	3			336

Marriages by Denominations in the County of Prince Edward, 1912.

GROOMS.	BRIDES.											TOTAL BRIDES.	
	Anglican.	Presbyterian.	Methodist.	Roman Catholic.	Baptist.	Congregational.	Lutheran.	Evangelical Association.	Hebrew.	Salvation Army.	Others.		No Denomination.
Anglican.....	8	1	5	1							3		18
Presbyterian .....		1	4										5
Methodist.....	7	8	64	2	1					1	1		84
Roman Catholic.....				3									3
Baptist.....			1										1
Congregational.....			1										1
Lutheran.....													
Evangelical Association .....													
Hebrew .....													
Salvation Army.....			2										2
Others .....											2		2
No Denomination.....													
TOTAL GROOMS .....	15	10	77	6	1					1	6		116

Licenses, 113.

Banns, 3.

Marriages by Ages in the County of Prince Edward, 1912.

GROOMS.

BRIDES.	AGE.	15	20	25	30	35	40	45	50	55	60	65	70 & over	Not stated	TOTAL.
	15	3	14	6	3	1									
20		24	23	5	1	1									54
25		1	7	3			1								12
30				4	2		1		1						8
35				1				1							2
40															
45								1	1						2
50											1				1
55									1	2		1			4
60											1		1		2
65											1		1		2
70 & over													1		1
Age not stated.										1					1
TOTALS.	3	39	36	16	4	2	3	2	4	3	1	3			116

Marriages by Denominations in the District of Rainy River, 1912.

GROOMS.	BRIDES.											TOTAL BRIDES.			
	Anglican.	Presbyterian.	Methodist.	Roman Catholic.	Baptist.	Congregational.	Lutheran.	Evangelical Association.	Hebrew.	Salvation Army.	Others.		No Denomination.		
Anglican .....	9	4	3	2											18
Presbyterian .....	3	13	2		2	1	1								22
Methodist .....		1	15	1								1			18
Roman Catholic .....	1	2	1	4											8
Baptist .....	2			1	1		1								5
Congregational .....				1											1
Lutheran .....	1	1	1	1			13					1			18
Evangelical Association .....															
Hebrew .....															
Salvation Army .....															
Others .....		1					1								2
No Denomination .....													4		4
TOTAL GROOMS .....	16	22	22	10	3	1	16					2	4		96

Licenses, 93.

Banns, 3.

Marriages by Ages in the District of Rainy River, 1912.

GROOMS.

BRIDES.	AGE.	15	20	25	30	35	40	45	50	55	60	65	70 & over	Not stated	TOTAL.
	15	1	12	10	6										
20	1	14	13	5		1									34
25		3	9	5											17
30			1	3	1		1								6
35			1	1				1							3
40					1			1							2
45			1			1									2
50								1			1				2
55															
60									1						1
65															
70 & over															
Age not stated.															
TOTALS.	2	29	35	20	3	1	4	1	1		1				96

Marriages by Denominations in the County of Renfrew, 1912.

GROOMS.	BRIDES.											TOTAL BRIDES.	
	Anglican.	Presbyterian.	Methodist.	Roman Catholic.	Baptist.	Congregational.	Lutheran.	Evangelical Association.	Hebrew.	Salvation Army.	Others.		No Denomination.
Anglican .....	8	7	3	1				1					20
Presbyterian .....	9	56	19	4	1								89
Methodist .....	6	11	24	2			1						44
Roman Catholic .....	3	7	1	125				2					138
Baptist .....		7	1		9		2						21
Congregational .....													
Lutheran .....	1		1	1			24						27
Evangelical Association .....			1				3	9					13
Hebrew .....									1				1
Salvation Army .....													
Others .....			1								3		4
No Denomination .....												3	3
<b>TOTAL GROOMS .....</b>	<b>27</b>	<b>88</b>	<b>51</b>	<b>133</b>	<b>10</b>	<b>30</b>	<b>14</b>	<b>1</b>	<b>3</b>	<b>3</b>	<b>3</b>	<b>3</b>	<b>360</b>

Licenses, 263.

Banns, 97.

Marriages by Ages in the County of Renfrew, 1912.

GROOMS.

BRIDES.	AGE.	15	20	25	30	35	40	45	50	55	60	65	70 & over	Not stated	TOTAL.
	15	3	39	21	6	2				1					
20	1	65	54	38	3	3	1			1					166
25		9	24	20	9	3	1								66
30			8	13	2	4		2							29
35			1	3	4	3		1	1						13
40					1	1	1	1	1						5
45						2		1	2						5
50			1		1										2
55															
60															
65															
70 & over															
Age not stated.														2	2
<b>TOTALS</b>	<b>4</b>	<b>113</b>	<b>109</b>	<b>80</b>	<b>22</b>	<b>16</b>	<b>3</b>	<b>6</b>	<b>5</b>	<b>3</b>	<b>3</b>	<b>3</b>	<b>3</b>	<b>2</b>	<b>360</b>

Marriages by Denominations in the County of Simcoe, 1912.

GROOMS.	BRIDES.											TOTAL BRIDES.	
	Anglican.	Presbyterian.	Methodist	Roman Catholic.	Baptist.	Congregational.	Lutheran.	Evangelical Association.	Hebrew.	Salvation Army.	Others.		No Denomination.
Anglican .....	59	21	23	1	5	.....	.....	1	.....	.....	.....	.....	110
Presbyterian.....	22	128	27	1	8	2	2	.....	.....	.....	2	.....	192
Methodist.....	23	38	116	2	4	.....	.....	.....	.....	.....	2	.....	185
Roman Catholic .....	1	5	.....	97	2	.....	.....	.....	.....	.....	1	.....	106
Baptist .....	1	4	6	2	7	1	.....	.....	.....	.....	.....	.....	21
Congregational .....	1	1	2	.....	.....	2	.....	.....	.....	.....	.....	.....	6
Lutheran .....	.....	.....	.....	.....	.....	.....	.....	.....	.....	.....	.....	.....	.....
Evangelical Association .....	.....	.....	.....	.....	.....	.....	.....	.....	.....	.....	.....	.....	.....
Hebrew .....	.....	.....	.....	.....	.....	.....	.....	.....	2	.....	.....	.....	2
Salvation Army.....	.....	.....	2	.....	.....	.....	.....	.....	.....	4	.....	.....	6
Others .....	.....	5	2	.....	1	.....	.....	.....	.....	.....	11	.....	19
No Denomination.....	.....	.....	.....	.....	.....	.....	.....	.....	.....	.....	.....	.....	.....
TOTAL GROOMS .....	107	202	178	103	27	5	2	1	2	4	16	.....	647

Licenses, 597.

Banns, 50.

Marriages by Ages in the County of Simcoe, 1912.

GROOMS.

BRIDES.	GROOMS.												TOTAL		
	AGE.	15	20	25	30	35	40	45	50	55	60	65		70 & over	Not stated
15	8	79	28	6	1	.....	1	.....	.....	1	.....	.....	.....	.....	124
20	1	97	96	42	14	2	2	1	.....	.....	.....	.....	.....	.....	255
25	.....	14	75	43	8	4	2	1	.....	.....	.....	.....	.....	.....	147
30	.....	2	12	15	7	4	3	4	.....	.....	.....	.....	.....	.....	47
35	.....	.....	4	3	8	5	6	2	2	.....	.....	.....	.....	.....	30
40	.....	.....	.....	.....	2	5	4	1	1	.....	.....	.....	.....	.....	13
45	.....	.....	.....	.....	1	.....	4	4	3	1	.....	.....	.....	.....	13
50	.....	.....	.....	.....	.....	.....	.....	2	1	1	.....	.....	.....	.....	4
55	.....	.....	.....	.....	.....	.....	.....	.....	1	.....	.....	.....	.....	.....	1
60	.....	.....	.....	.....	.....	.....	.....	1	.....	3	.....	.....	.....	.....	4
65	.....	.....	.....	.....	.....	.....	.....	.....	.....	1	.....	.....	.....	.....	1
70 & over	.....	.....	.....	.....	.....	.....	.....	.....	.....	.....	.....	.....	.....	.....	.....
Age not stated.	.....	3	3	1	1	.....	.....	.....	.....	.....	.....	.....	.....	.....	8
TOTALS	9	195	218	110	42	20	22	16	8	7	.....	.....	.....	.....	647



Marriages by Denominations in the Counties of Stormont, Dundas and Glengarry, 1912.

GROOMS.	BRIDES.												TOTAL BRIDES.	
	Anglican.	Presbyterian.	Methodist.	Roman Catholic.	Baptist.	Congregational.	Lutheran.	Evangelical Association.	Hebrew.	Salvation Army.	Others.	No Denomination.		
Anglican.....	15	9	12	4	.....	.....	1	.....	.....	.....	.....	.....	1	42
Presbyterian .....	9	76	33	.....	4	.....	6	.....	.....	.....	.....	.....	.....	128
Methodist.....	4	20	42	4	4	.....	2	.....	.....	.....	.....	.....	.....	76
Roman Catholic.....	5	2	1	95	.....	.....	.....	.....	.....	.....	.....	.....	.....	103
Baptist.....	1	1	2	.....	3	.....	.....	.....	.....	.....	.....	.....	.....	7
Congregational .....	.....	1	.....	.....	.....	.....	.....	.....	.....	.....	.....	1	.....	2
Lutheran .....	.....	.....	2	.....	.....	.....	3	.....	.....	.....	.....	.....	.....	5
Evangelical Association .....	.....	.....	.....	.....	.....	.....	.....	.....	.....	.....	.....	.....	.....	.....
Hebrew .....	.....	.....	.....	.....	.....	.....	.....	.....	.....	.....	.....	.....	.....	.....
Salvation Army.....	.....	.....	.....	.....	.....	.....	.....	.....	.....	.....	.....	.....	.....	.....
Others .....	.....	.....	1	.....	1	.....	.....	.....	.....	.....	.....	1	.....	3
No Denomination.....	.....	.....	.....	.....	.....	.....	.....	.....	.....	.....	.....	.....	.....	.....
<b>TOTAL GROOMS .....</b>	<b>34</b>	<b>109</b>	<b>93</b>	<b>103</b>	<b>12</b>	<b>.....</b>	<b>12</b>	<b>.....</b>	<b>.....</b>	<b>.....</b>	<b>.....</b>	<b>2</b>	<b>1</b>	<b>366</b>

Licenses, 307.

Banns, 59.

Marriages by Ages in the Counties of Stormont, Dundas and Glengarry, 1912.

GROOMS.

BRIDES.	AGE.	15	20	25	30	35	40	45	50	55	60	65	70 & ov'r	Not stated	TOTAL.
	15	9	65	19	4	.....	.....	.....	.....	.....	.....	.....	.....	.....	.....
20	.....	62	51	16	5	4	1	.....	.....	.....	.....	.....	.....	.....	139
25	.....	8	29	19	13	1	2	.....	.....	.....	1	.....	.....	.....	73
30	.....	2	6	9	5	1	1	1	.....	.....	.....	.....	.....	.....	25
35	.....	.....	.....	2	4	3	2	2	.....	2	.....	.....	.....	.....	15
40	.....	.....	.....	.....	.....	1	3	.....	1	1	.....	.....	.....	.....	6
45	.....	.....	.....	.....	1	.....	1	.....	.....	.....	.....	.....	.....	.....	2
50	.....	.....	.....	.....	.....	.....	.....	.....	3	1	.....	1	.....	.....	5
55	.....	.....	.....	.....	.....	.....	.....	.....	1	2	.....	1	.....	.....	4
60	.....	.....	.....	.....	.....	.....	.....	.....	.....	.....	.....	.....	.....	.....	.....
65	.....	.....	.....	.....	.....	.....	.....	.....	.....	.....	.....	.....	.....	.....	.....
70 & over	.....	.....	.....	.....	.....	.....	.....	.....	.....	.....	.....	.....	.....	.....	.....
Age not stated.	.....	.....	.....	.....	.....	.....	.....	.....	.....	.....	.....	.....	.....	.....	.....
<b>TOTALS.</b>	<b>9</b>	<b>137</b>	<b>105</b>	<b>50</b>	<b>28</b>	<b>10</b>	<b>10</b>	<b>3</b>	<b>5</b>	<b>6</b>	<b>1</b>	<b>2</b>	<b>.....</b>	<b>.....</b>	<b>366</b>



Marriages by Denominations in the District of Thunder Bay, 1912.

GROOMS.	BRIDES.												TOTAL BRIDES.
	Anglican.	Presbyterian.	Methodist.	Roman Catholic.	Baptist.	Congregational.	Lutheran	Evangelical Association.	Hebrew.	Salvation Army.	Others.	No Denomination.	
Anglican .....	57	7	9	3	3	1					1		81
Presbyterian .....	12	53	12	1	6	2	2						88
Methodist .....	11	9	28	3		2	1						54
Roman Catholic .....	3	3	4	80	1		1					1	93
Baptist .....	3	3	2	1	11						3		23
Congregational .....													
Lutheran .....	1	2	2	1			105						111
Evangelical Association .....													
Hebrew .....													
Salvation Army .....													
Others .....											11		11
No Denomination .....													
TOTAL GROOMS .....	87	77	57	89	21	5	109				15	1	461

Licenses, 398.

Banns, 63.

Marriages by Ages in the District of Thunder Bay, 1912.

GROOMS.

BRIDES.	AGE.	15	20	25	30	35	40	45	50	55	60	65	70 & over	Not stated	TOTAL.
	15	5	45	30	14	1									
20	1	75	93	22	6										197
25		23	51	24	7	1									106
30		3	8	12	5	2									30
35			1	4	8	2	1	1	1						18
40				1	2	1	2		1	1					8
45					1		3	1							5
50									2						2
55															
60															
65															
70 & over															
Age not stated.															
TOTALS	6	146	183	77	30	5	7	4	2	1					461

Marriages by Denominations in the County of Victoria, 1912.

GROOMS.	BRIDES.											TOTAL BRIDES.	
	Anglican.	Presbyterian.	Methodist.	Roman Catholic.	Baptist.	Congregational.	Lutheran.	Evangelical Association.	Hebrew.	Salvation Army.	Others.		No Denomination.
Anglican .....	24	4	4	1	1	.....	.....	.....	.....	1	.....	.....	35
Presbyterian .....	4	19	11	1	.....	.....	.....	.....	.....	.....	2	.....	37
Methodist.....	12	9	73	.....	6	.....	.....	.....	.....	.....	2	.....	102
Roman Catholic .....	2	1	.....	17	1	.....	.....	.....	.....	.....	.....	.....	21
Baptist .....	2	2	3	.....	3	.....	.....	.....	.....	.....	.....	.....	10
Congregational .....	.....	.....	.....	.....	.....	.....	.....	.....	.....	.....	.....	.....	.....
Lutheran .....	.....	1	.....	.....	.....	.....	.....	.....	.....	.....	.....	.....	1
Evangelical Association .....	.....	.....	.....	.....	.....	.....	.....	.....	.....	.....	.....	.....	.....
Hebrew .....	.....	.....	.....	.....	.....	.....	.....	.....	.....	.....	.....	.....	.....
Salvation Army.....	.....	.....	.....	.....	.....	.....	.....	.....	.....	1	.....	.....	1
Others .....	.....	1	2	.....	.....	.....	.....	.....	.....	.....	3	.....	6
No Denomination .....	.....	.....	.....	.....	.....	.....	.....	.....	.....	.....	.....	.....	.....
TOTAL GROOMS.....	44	37	93	19	11	.....	.....	.....	.....	2	7	.....	213

Licenses, 200.

Banns, 13.

Marriages by Ages in the County of Victoria, 1912.

GROOMS.

BRIDES.	AGE.	15	20	25	30	35	40	45	50	55	60	65	70 & over	Not stated	TOTAL
	15	3	20	9	1	.....	.....	.....	.....	.....	.....	.....	.....	.....	.....
20	2	26	47	10	2	1	.....	.....	.....	.....	.....	.....	.....	.....	88
25	.....	3	15	14	6	3	2	.....	.....	.....	.....	.....	.....	.....	43
30	.....	.....	4	11	3	.....	1	.....	1	.....	1	.....	.....	.....	21
35	.....	.....	.....	1	1	.....	.....	.....	1	.....	.....	.....	.....	.....	3
40	.....	.....	.....	.....	2	1	1	1	2	1	.....	.....	.....	.....	8
45	.....	.....	.....	.....	.....	.....	1	1	1	.....	.....	.....	.....	.....	3
50	.....	.....	.....	.....	.....	.....	.....	.....	.....	.....	.....	.....	.....	.....	.....
55	.....	.....	.....	.....	.....	.....	.....	.....	.....	.....	.....	.....	.....	.....	.....
60	.....	.....	.....	.....	.....	.....	.....	.....	.....	.....	.....	1	.....	.....	1
65	.....	.....	.....	.....	.....	.....	.....	.....	.....	.....	.....	.....	.....	.....	.....
70 & over	.....	.....	.....	.....	.....	.....	.....	.....	.....	1	.....	.....	.....	.....	1
Age not stated.	.....	1	1	.....	.....	.....	.....	.....	.....	.....	.....	.....	.....	1	3
TOTALS	5	59	76	37	14	5	5	2	5	2	2	.....	.....	1	213

Marriages by Denominations in the County of Waterloo, 1912.

GROOMS.	BRIDES.												TOTAL BRIDES.
	Anglican.	Presbyterian.	Methodist.	Roman Catholic.	Baptist.	Congregational.	Lutheran.	Evangelical Association.	Hebrew.	Salvation Army.	Others.	No Denomination.	
Anglican ...	55	3	5	3	4	.....	8	.....	.....	.....	1	.....	79
Presbyterian .....	6	63	7	1	3	.....	11	1	.....	.....	2	.....	94
Methodist .....	11	11	39	1	2	.....	6	2	.....	.....	2	.....	74
Roman Catholic .....	1	2	1	85	.....	.....	8	.....	.....	.....	1	.....	58
Baptist .....	1	3	3	.....	8	.....	3	.....	.....	.....	.....	.....	18
Congregational .....	1	.....	.....	.....	.....	2	.....	.....	.....	.....	.....	.....	3
Lutheran .....	5	7	14	4	2	.....	75	2	.....	.....	5	.....	114
Evangelical Association .....	.....	2	8	.....	1	.....	3	16	.....	.....	2	.....	32
Hebrew .....	.....	.....	.....	.....	.....	.....	.....	.....	1	.....	.....	.....	1
Salvation Army .....	.....	.....	1	.....	.....	.....	1	.....	.....	3	.....	.....	5
Others .....	1	4	5	3	1	.....	4	1	.....	.....	39	.....	58
No Denomination .....	.....	.....	.....	.....	.....	.....	.....	.....	.....	.....	.....	.....	.....
TOTAL GROOMS .....	81	95	83	97	21	2	119	22	1	3	52	.....	576

Licenses, 511.

Banns, 65.

Marriages by Ages in the County of Waterloo, 1912.

GROOMS.

BRIDES.	AGE.	15	20	25	30	35	40	45	50	55	60	65	70 & over	Not stated	TOTAL.
	15	16	47	20	1	.....	.....	.....	.....	.....	.....	.....	.....	.....	.....
20	1	124	109	22	5	1	.....	.....	.....	.....	.....	.....	.....	.....	262
25	.....	21	66	34	12	4	.....	.....	.....	.....	.....	.....	.....	.....	137
30	.....	2	7	17	6	6	1	1	.....	.....	.....	.....	.....	.....	40
35	.....	.....	2	3	7	2	1	.....	1	.....	.....	.....	.....	.....	16
40	.....	.....	1	2	3	4	2	.....	3	.....	.....	.....	.....	.....	15
45	.....	.....	.....	1	1	1	1	.....	3	1	.....	.....	.....	.....	8
50	.....	.....	.....	.....	.....	.....	1	1	.....	.....	1	1	.....	.....	4
55	.....	.....	.....	.....	.....	.....	.....	1	1	.....	.....	.....	.....	.....	2
60	.....	.....	.....	.....	.....	.....	.....	.....	.....	.....	.....	.....	1	.....	1
65	.....	.....	.....	.....	.....	.....	.....	.....	.....	.....	.....	.....	.....	.....	.....
70 & over	.....	.....	.....	.....	.....	.....	.....	.....	.....	.....	.....	.....	.....	.....	.....
Age not stated.	.....	5	1	1	.....	.....	.....	.....	.....	.....	.....	.....	.....	.....	7
TOTALS	17	199	206	81	34	18	6	3	8	2	1	1	.....	.....	576

**Marriages by Denominations in the County of Welland, 1912.**

GROOMS.	BRIDES.	Anglican.	Presbyterian.	Methodist.	Roman Catholic.	Baptist.	Congregational.	Lutheran.	Evangelical Association.	Hebrew.	Salvation Army.	Others.	No Denomination.	TOTAL BRIDES.
Anglican.....		116	32	40	28	18	6	16	2	2	.....	14	2	276
Presbyterian .....		28	104	35	26	19	2	12	.....	1	.....	8	1	229
Methodist .....		37	33	197	33	26	5	18	2	.....	.....	16	.....	367
Roman Catholic .....		33	34	34	191	18	2	18	3	.....	.....	34	10	377
Baptist .....		12	18	26	12	68	3	8	2	.....	.....	6	1	156
Congregational .....		3	3	8	3	2	10	3	.....	.....	.....	2	.....	34
Lutheran .....		23	14	22	29	16	.....	60	1	1	1	9	.....	176
Evangelical Association		1	1	5	1	.....	.....	3	7	.....	.....	1	.....	19
Hebrew .....		.....	.....	1	3	.....	.....	1	.....	4	.....	1	.....	10
Salvation Army.....		.....	.....	1	.....	.....	1	.....	.....	.....	2	.....	.....	4
Others .....		7	4	16	22	8	1	5	.....	.....	.....	82	2	147
No Denomination .....		.....	4	1	7	.....	.....	1	.....	.....	.....	.....	31	45
TOTAL GROOMS .....		260	247	386	355	168	30	145	17	8	3	174	47	1,840

Licenses, 1,811.

Banns, 29.

**Marriages by Ages in the County of Welland, 1912.**

GROOMS.

BRIDES.	AGE.	15	20	25	30	35	40	45	50	55	60	65	70 & ov'r	No stated	TOTAL
	15	46	346	83	9	7	1	.....	1	.....	.....	.....	.....	.....	.....
20	11	390	183	61	19	3	3	1	.....	1	.....	.....	.....	.....	672
25	1	46	113	80	35	12	7	1	.....	.....	.....	.....	.....	.....	295
30	.....	8	45	52	34	15	8	.....	.....	1	1	.....	.....	.....	164
35	.....	.....	3	20	28	19	7	7	2	.....	1	1	.....	.....	88
40	.....	1	1	3	10	19	9	5	6	1	.....	.....	.....	.....	55
45	.....	.....	.....	1	2	8	10	11	4	2	.....	3	.....	.....	41
50	.....	.....	.....	.....	.....	.....	2	5	1	1	.....	.....	.....	.....	9
55	.....	.....	.....	.....	.....	.....	.....	2	5	3	2	1	.....	.....	13
60	.....	.....	.....	.....	.....	.....	.....	.....	2	2	2	.....	.....	.....	6
65	.....	.....	.....	.....	.....	.....	.....	.....	.....	.....	.....	.....	.....	.....	.....
70 & over	.....	.....	.....	.....	.....	.....	.....	.....	.....	.....	.....	.....	1	.....	1
Age not stated.	.....	.....	1	1	.....	.....	.....	.....	.....	.....	.....	.....	.....	1	3
TOTALS	58	791	429	227	135	77	46	33	20	11	6	6	1	.....	1,840

Marriages by Denominations in the County of Wellington, 1912.

GROOMS.	BRIDES.												TOTAL BRIDES.
	Anglican.	Presbyterian.	Methodist.	Roman Catholic.	Baptist.	Congregational.	Lutheran.	Evangelical Association.	Hebrew.	Salvation Army.	Others.	No Denomination.	
Anglican .....	27	6	5	2	2	.....	.....	.....	.....	.....	.....	.....	42
Presbyterian .....	11	80	30	.....	1	1	2	.....	.....	1	1	.....	127
Methodist .....	8	25	76	1	1	.....	1	.....	.....	.....	4	.....	116
Roman Catholic .....	2	4	1	32	.....	.....	.....	.....	.....	.....	2	.....	41
Baptist .....	.....	5	4	1	5	1	.....	.....	.....	.....	1	.....	17
Congregational .....	1	2	.....	.....	.....	1	.....	.....	.....	.....	.....	.....	4
Lutheran .....	1	2	.....	.....	.....	.....	3	.....	.....	.....	.....	.....	6
Evangelical Association .....	.....	.....	1	.....	.....	.....	.....	.....	.....	.....	.....	.....	1
Hebrew .....	.....	.....	.....	.....	.....	.....	.....	.....	.....	.....	.....	.....	.....
Salvation Army .....	.....	.....	.....	.....	.....	.....	.....	.....	.....	4	.....	.....	4
Others .....	4	4	2	.....	.....	.....	.....	.....	.....	.....	10	.....	20
No Denomination .....	.....	.....	.....	.....	.....	.....	.....	.....	.....	.....	.....	.....	.....
TOTAL GROOMS .....	54	128	119	36	9	3	6	.....	.....	5	18	.....	378

Licenses, 349.

Banns, 29.

Marriages by Ages in the County of Wellington, 1912.

GROOMS.

BRIDES.	GROOMS.													TOTAL	
	AGE.	15	20	25	30	35	40	45	50	55	60	65	70 & over		Not stated
15	5	22	13	4	3	.....	.....	.....	.....	.....	.....	.....	.....	.....	47
20	1	74	68	15	4	2	.....	.....	.....	.....	.....	.....	.....	.....	164
25	.....	14	36	27	8	3	1	.....	.....	.....	.....	.....	.....	.....	89
30	.....	.....	8	15	6	4	1	1	.....	.....	.....	.....	.....	.....	35
35	.....	.....	.....	1	7	4	1	2	.....	1	2	.....	.....	.....	18
40	.....	.....	.....	.....	2	4	4	2	.....	.....	.....	.....	.....	.....	12
45	.....	.....	.....	.....	.....	1	.....	1	3	.....	.....	.....	.....	.....	5
50	.....	.....	.....	.....	.....	.....	.....	2	1	.....	1	.....	.....	.....	4
55	.....	.....	.....	.....	.....	.....	.....	.....	1	.....	.....	.....	.....	.....	2
60	.....	.....	.....	.....	.....	.....	.....	.....	.....	.....	.....	.....	.....	.....	.....
65	.....	.....	.....	.....	.....	.....	.....	.....	.....	.....	.....	.....	1	.....	1
70 & over	.....	.....	.....	.....	.....	.....	.....	.....	.....	.....	.....	.....	1	.....	1
Age not stated.	.....	.....	.....	.....	.....	.....	.....	.....	.....	.....	.....	.....	.....	.....	.....
TOTALS	6	110	125	62	30	18	7	9	4	2	3	2	.....	.....	378

Marriages by Denominations in the County of Wentworth, 1912.

GROOMS.	BRIDES.												TOTAL BRIDES.
	Anglican.	Presbyterian.	Methodist.	Roman Catholic.	Baptist.	Congregational.	Lutheran.	Evangelical Association.	Hebrew.	Salvation Army.	Others.	No Denomination.	
Anglican.....	239	33	42	12	18	8	2	.....	.....	1	5	1	361
Presbyterian.....	39	177	41	7	17	5	2	1	.....	.....	4	.....	293
Methodist.....	40	36	230	12	14	2	5	1	.....	1	4	1	346
Roman Catholic.....	13	11	12	151	4	1	1	.....	1	.....	6	2	202
Baptist.....	15	8	21	.....	52	4	2	.....	.....	.....	1	.....	103
Congregational.....	2	3	1	.....	1	10	.....	.....	.....	.....	1	.....	18
Lutheran.....	1	2	2	1	2	.....	14	.....	.....	.....	1	.....	23
Evangelical Association.....	.....	.....	.....	.....	.....	.....	1	2	.....	.....	1	.....	4
Hebrew.....	.....	.....	.....	.....	.....	.....	.....	.....	30	.....	.....	.....	30
Salvation Army.....	6	1	.....	.....	.....	.....	.....	.....	.....	12	.....	.....	19
Others.....	8	6	3	1	2	1	1	.....	.....	1	30	2	55
No Denomination.....	.....	1	3	1	1	.....	.....	.....	.....	.....	.....	4	10
TOTAL GROOMS.....	363	278	355	185	111	31	28	4	31	15	53	10	1,464

Licenses, 1,391.

Banns, 73.

Marriages by Ages in the County of Wentworth, 1912.

GROOMS.

BRIDES.	AGE.	15	20	25	30	35	40	45	50	55	60	65	70 & ov'r	Not stated	TOTAL
	15	27	179	63	14	4	1	.....	.....	.....	.....	.....	.....	.....	.....
20	8	299	211	45	8	2	1	1	.....	.....	.....	.....	.....	.....	575
25	1	42	199	67	21	8	4	2	.....	.....	.....	.....	.....	.....	344
30	.....	7	30	63	21	10	5	1	.....	2	.....	1	.....	.....	140
35	.....	6	10	16	11	1	1	.....	1	.....	.....	.....	.....	.....	46
40	.....	.....	1	1	6	12	6	5	2	.....	.....	1	.....	.....	34
45	.....	.....	.....	.....	3	.....	3	4	.....	.....	1	.....	.....	.....	11
50	.....	.....	.....	.....	.....	2	1	1	3	2	.....	.....	.....	.....	9
55	.....	.....	.....	.....	.....	.....	.....	.....	2	1	2	.....	.....	.....	5
60	.....	.....	.....	.....	.....	.....	.....	.....	.....	.....	1	.....	.....	.....	1
65	.....	.....	.....	.....	.....	.....	.....	.....	.....	.....	.....	1	.....	.....	1
70 & over	.....	.....	.....	.....	.....	.....	.....	.....	.....	.....	.....	2	.....	.....	2
Age not stated.	.....	1	3	1	.....	1	.....	1	1	.....	.....	.....	.....	.....	8
TOTALS	36	534	517	207	74	37	21	15	9	5	4	.5	.....	.....	1,464



Mariages by Denominations in the County of York, 1912.

GROOMS.	BRIDES.												TOTAL BRIDES.
	Anglican.	Presbyterian.	Methodist.	Roman Catholic.	Baptist.	Congregational.	Lutheran.	Evangelical Association.	Hebrew.	Salvation Army.	Others.	No Denomination.	
Anglican.....	1,550	243	218	60	74	10	7	1	2	2	18	2	2,187
Presbyterian.....	236	896	171	20	50	12	7	.....	1	.....	17	.....	1,410
Methodist.....	185	181	842	23	66	13	13	1	.....	.....	15	1	1,340
Roman Catholic.....	57	37	33	374	8	3	.....	.....	2	.....	13	2	529
Baptist.....	66	54	65	7	147	1	2	.....	.....	1	7	.....	350
Congregational.....	15	7	13	1	4	51	.....	.....	.....	.....	2	.....	93
Lutheran.....	15	4	5	4	3	.....	30	1	1	.....	3	.....	66
Evangelical Association	1	1	2	.....	.....	.....	.....	1	.....	.....	.....	.....	5
Hebrew.....	1	.....	.....	1	.....	.....	.....	.....	211	.....	1	.....	214
Salvation Army.....	4	3	.....	.....	.....	.....	.....	.....	.....	27	1	.....	35
Others.....	14	16	20	2	4	2	3	.....	.....	1	105	2	169
No Denomination.....	1	1	1	.....	2	.....	.....	.....	.....	.....	.....	15	20
<b>TOTAL GROOMS.....</b>	<b>2,145</b>	<b>1,443</b>	<b>1,370</b>	<b>492</b>	<b>358</b>	<b>92</b>	<b>62</b>	<b>4</b>	<b>217</b>	<b>31</b>	<b>182</b>	<b>22</b>	<b>6,418</b>

Licenses, 5,995.

Banns, 423.

Mariages by Ages in the County of York, 1912.

GROOMS.

BRIDES.	AGE.	15	20	25	30	35	40	45	50	55	60	65	70 & over	Not stated	TOTAL.
	15	58	596	197	25	9	4	1	.....	.....	.....	.....	.....	.....	.....
20	18	1,372	988	262	57	17	3	4	4	.....	1	.....	.....	.....	2,726
25	1	283	858	357	128	26	9	5	1	2	.....	.....	.....	.....	1,670
30	.....	30	151	229	104	49	22	11	.....	2	.....	.....	.....	.....	598
35	.....	2	32	55	77	51	28	14	6	4	1	1	.....	.....	271
40	.....	2	2	9	19	40	24	18	11	3	.....	1	.....	.....	129
45	.....	.....	1	2	7	2	18	19	8	10	4	1	.....	.....	72
50	.....	.....	.....	.....	.....	1	4	12	10	6	1	4	.....	.....	38
55	.....	.....	.....	.....	.....	.....	.....	1	2	1	9	.....	.....	.....	13
60	.....	.....	.....	.....	.....	.....	.....	.....	.....	1	5	.....	1	.....	7
65	.....	.....	.....	.....	.....	.....	.....	.....	.....	.....	.....	.....	1	.....	1
70 & over	.....	.....	.....	.....	.....	.....	.....	.....	1	.....	.....	.....	1	.....	2
Age not stated.	.....	.....	.....	.....	.....	.....	.....	.....	.....	.....	.....	.....	.....	1	1
<b>TOTALS</b>	<b>77</b>	<b>2,285</b>	<b>2,229</b>	<b>939</b>	<b>401</b>	<b>190</b>	<b>110</b>	<b>86</b>	<b>42</b>	<b>41</b>	<b>7</b>	<b>10</b>	<b>1</b>	<b>6,418</b>	

**Marriages by Denominations in the Cities of Ontario, 1912.**

GROOMS.	BRIDES.												TOTAL BRIDES.
	Anglican.	Presbyterian.	Methodist	Roman Catholic.	Baptist.	Congregational.	Lutheran.	Evangelical Association.	Hebrew.	Salvation Army.	Others.	No Denomination.	
Anglican .....	2,499	452	447	163	146	32	44	2	6	4	65	7	3,667
Presbyterian .....	403	1,615	400	72	127	30	53	6	2	3	69	.....	2,780
Methodist.....	416	417	2,174	136	221	57	107	14	8	6	125	2	3,683
Roman Catholic .....	183	146	174	1,558	62	21	50	8	8	.....	90	8	2,308
Baptist .....	153	124	229	48	503	27	26	2	1	1	37	1	1,152
Congregational .....	31	20	44	9	16	108	9	1	.....	1	12	2	253
Lutheran .....	45	52	100	47	37	7	344	5	5	1	30	3	676
Evangelical Association	1	4	18	4	3	2	5	33	.....	.....	8	.....	78
Hebrew .....	2	.....	1	4	1	.....	.....	.....	297	.....	2	.....	307
Salvation Army.....	10	4	1	1	.....	.....	.....	.....	.....	55	8	6	85
Others .....	40	64	87	45	23	4	35	3	5	3	343	22	674
No Denomination .....	5	2	6	5	5	1	2	.....	.....	.....	.....	28	54
<b>TOTAL GROOMS.....</b>	<b>3,788</b>	<b>2,900</b>	<b>3,681</b>	<b>2,092</b>	<b>1,144</b>	<b>289</b>	<b>675</b>	<b>74</b>	<b>332</b>	<b>74</b>	<b>789</b>	<b>79</b>	<b>15,917</b>

Licenses, 15,063.

Banns, 854.

**Marriages by Ages in the Cities of Ontario, 1912.**

**GROOMS.**

BRIDES.	AGE.	15	20	25	30	35	40	45	50	55	60	65	70 & over	Not stated	TOTAL
	15	257	2,031	583	91	33	11	3	3	.....	.....	.....	.....	.....	.....
20	59	3,305	2,158	560	153	41	14	8	4	1	1	.....	.....	.....	6,304
25	4	567	1,766	798	311	86	37	15	3	2	2	1	.....	.....	3,592
30	2	68	342	547	273	142	61	34	4	8	1	2	.....	.....	1,484
35	.....	16	80	138	213	124	72	44	17	9	3	2	.....	.....	718
40	.....	4	8	18	54	113	74	58	30	13	3	4	.....	.....	379
45	.....	.....	3	7	18	29	50	50	30	18	6	1	.....	.....	212
50	.....	.....	1	1	2	7	12	28	25	16	8	8	.....	.....	108
55	.....	.....	.....	.....	.....	.....	5	6	13	20	3	1	.....	.....	48
60	.....	.....	.....	.....	.....	.....	1	1	4	8	5	7	.....	.....	26
65	.....	.....	.....	.....	.....	.....	.....	1	.....	1	2	5	.....	.....	9
70 & over	.....	1	.....	.....	.....	.....	.....	1	.....	.....	.....	4	.....	.....	6
Age not stated.	.....	2	3	5	2	1	.....	1	3	.....	.....	1	1	.....	19
<b>TOTALS</b>	<b>322</b>	<b>5,994</b>	<b>4,944</b>	<b>2,165</b>	<b>1,059</b>	<b>554</b>	<b>329</b>	<b>250</b>	<b>133</b>	<b>96</b>	<b>34</b>	<b>36</b>	<b>1</b>	<b>15,917</b>	

Marriages by Denominations in the City of Belleville, 1912.

GROOMS.	BRIDES.												TOTAL BRIDES.	
	Anglican.	Presbyterian.	Methodist.	Roman Catholic.	Baptist.	Congregational.	Lutheran.	Evangelical Association.	Hebrew.	Salvation Army.	Others.	No Denomination.		
Anglican .....	16	5	6	1	1	.....	.....	.....	.....	.....	.....	.....	.....	29
Presbyterian .....	2	12	3	1	.....	.....	.....	.....	.....	.....	.....	.....	.....	18
Methodist.....	7	4	37	2	4	.....	.....	.....	.....	.....	1	.....	.....	55
Roman Catholic .....	1	.....	2	11	.....	.....	.....	.....	.....	.....	.....	.....	.....	14
Baptist .....	1	.....	1	.....	3	.....	.....	.....	.....	.....	.....	.....	.....	5
Congregational .....	.....	.....	.....	.....	.....	.....	.....	.....	.....	.....	.....	.....	.....	.....
Lutheran .....	.....	.....	.....	.....	.....	.....	.....	.....	.....	.....	.....	.....	.....	.....
Evangelical Association	.....	.....	.....	.....	.....	.....	.....	.....	.....	.....	.....	.....	.....	.....
Hebrew .....	.....	.....	.....	.....	.....	.....	.....	.....	.....	.....	.....	.....	.....	.....
Salvation Army.....	.....	.....	.....	.....	.....	.....	.....	.....	.....	3	.....	.....	.....	3
Others .....	.....	.....	.....	.....	.....	.....	.....	.....	.....	.....	.....	.....	.....	.....
No Denomination .. .	.....	.....	.....	.....	.....	.....	.....	.....	.....	.....	.....	.....	.....	.....
TOTAL GROOMS .....	27	21	49	15	8	.....	.....	.....	.....	3	1	.....	.....	124

Licenses, 117.

Banns, 7.

Marriages by Ages in the City of Belleville, 1912.

GROOMS.

BRIDES.	AGE.	15	20	25	30	35	40	45	50	55	60	65	70 & over	Not stated	TOTAL.
	15	3	19	8	1	1	.....	.....	.....	.....	.....	.....	.....	.....	.....
20	1	29	16	4	1	1	.....	.....	.....	.....	.....	.....	.....	.....	52
25	.....	3	11	4	1	1	.....	.....	.....	.....	.....	.....	.....	.....	20
30	.....	1	3	4	.....	.....	.....	.....	.....	.....	.....	.....	.....	.....	8
35	.....	.....	1	1	.....	2	1	1	.....	.....	.....	.....	.....	.....	6
40	.....	.....	.....	.....	.....	.....	1	.....	.....	.....	.....	.....	.....	.....	1
45	.....	.....	.....	.....	.....	.....	1	.....	1	1	.....	.....	.....	.....	3
50	.....	.....	.....	.....	.....	.....	.....	.....	.....	.....	.....	.....	.....	.....	.....
55	.....	.....	.....	.....	.....	.....	.....	1	.....	.....	.....	.....	.....	.....	1
60	.....	.....	.....	.....	.....	.....	.....	.....	.....	.....	.....	.....	.....	.....	.....
65	.....	.....	.....	.....	.....	.....	.....	.....	.....	.....	.....	.....	.....	.....	.....
70 & over	.....	.....	.....	.....	.....	.....	.....	.....	.....	.....	.....	.....	1	.....	1
Age not stated.	.....	.....	.....	.....	.....	.....	.....	.....	.....	.....	.....	.....	.....	.....	.....
TOTALS	4	52	39	14	3	6	2	1	1	1	.....	.....	1	.....	124

**Marriages by Denominations in the City of Berlin, 1912.**

GROOMS.	BRIDES.											TOTAL BRIDES.	
	Anglican.	Presbyterian.	Methodist.	Roman Catholic.	Baptist.	Congregational.	Lutheran.	Evangelical Association.	Hebrew.	Salvation Army.	Others.		No Denomination.
Anglican.....	10	1	1	1	.....	.....	5	.....	.....	.....	1	.....	19
Presbyterian.....	.....	5	2	.....	.....	.....	3	1	.....	.....	.....	.....	11
Methodist.....	2	1	12	.....	1	.....	5	1	.....	.....	.....	.....	22
Roman Catholic.....	1	.....	.....	36	.....	.....	5	.....	.....	.....	1	.....	42
Baptist.....	.....	.....	.....	.....	.....	.....	2	.....	.....	.....	.....	.....	2
Congregational.....	.....	.....	.....	.....	.....	.....	.....	.....	.....	.....	.....	.....	.....
Lutheran.....	1	2	5	2	1	.....	36	.....	.....	.....	3	.....	50
Evangelical Association.....	.....	1	2	.....	1	.....	2	9	.....	.....	1	.....	16
Hebrew.....	.....	.....	.....	.....	.....	.....	.....	.....	.....	.....	.....	.....	.....
Salvation Army.....	.....	.....	.....	.....	.....	.....	.....	.....	.....	2	.....	.....	2
Others.....	1	2	2	2	1	.....	3	.....	.....	.....	14	.....	25
No Denomination.....	.....	.....	.....	.....	.....	.....	.....	.....	.....	.....	.....	.....	.....
TOTAL GROOMS.....	15	12	24	41	4	.....	61	11	.....	2	20	.....	190

Licenses, 162.

Banns, 28.

**Marriages by Ages in the City of Berlin, 1912.**

GROOMS.

BRIDES	AGE.	15	20	25	30	35	40	45	50	55	60	65	70 & ov'r	Not stated	TOTAL
	15	7	22	8	1	.....	.....	.....	.....	.....	.....	.....	.....	.....	.....
20	.....	42	38	4	.....	.....	.....	.....	.....	.....	.....	.....	.....	.....	84
25	.....	6	11	6	4	.....	.....	.....	.....	.....	.....	.....	.....	.....	27
30	.....	2	4	10	4	4	.....	.....	.....	.....	.....	.....	.....	.....	24
35	.....	.....	1	1	3	1	.....	.....	.....	.....	.....	.....	.....	.....	6
40	.....	.....	1	.....	.....	3	1	.....	.....	.....	.....	.....	.....	.....	5
45	.....	.....	.....	1	.....	1	1	.....	1	.....	.....	.....	.....	.....	4
50	.....	.....	.....	.....	.....	.....	.....	.....	.....	.....	.....	.....	.....	.....	.....
55	.....	.....	.....	.....	.....	.....	.....	.....	.....	.....	.....	.....	.....	.....	.....
60	.....	.....	.....	.....	.....	.....	.....	.....	.....	.....	.....	.....	1	.....	1
65	.....	.....	.....	.....	.....	.....	.....	.....	.....	.....	.....	.....	.....	.....	.....
70 & over	.....	1	.....	.....	.....	.....	.....	.....	.....	.....	.....	.....	.....	.....	1
Age not stated.	.....	.....	.....	.....	.....	.....	.....	.....	.....	.....	.....	.....	.....	.....	.....
TOTALS	7	73	63	23	11	9	2	.....	1	.....	.....	.....	1	.....	190

Marriages by Denominations in the City of Brantford, 1912.

GROOMS.	BRIDES.											TOTAL BRIDES.	
	Anglican.	Presbyterian.	Methodist.	Roman Catholic.	Baptist.	Congregational.	Lutheran.	Evangelical Association.	Hebrew.	Salvation Army.	Others.		No Denomination.
Anglican .....	56	7	9	3	5	1					2		83
Presbyterian .....	6	17	4	3	4	1							35
Methodist.....	8	8	38		4	1					1		60
Roman Catholic .....	1	1	1	32	1		1						37
Baptist .....	5	5	13	1	32	4							60
Congregational.....	1				1	2							4
Lutheran.....			1				4						5
Evangelical Association					1								1
Hebrew .....									1				1
Salvation Army.....			1							1	1		3
Others .....	1		1								11		13
No Denomination.....													
<b>TOTAL GROOMS .....</b>	<b>78</b>	<b>38</b>	<b>68</b>	<b>39</b>	<b>48</b>	<b>9</b>	<b>5</b>	<b>1</b>	<b>1</b>	<b>15</b>	<b>15</b>	<b>15</b>	<b>302</b>

Licenses, 232.

Banns, 20.

Marriages by Ages in the City of Brantford, 1912:

GROOMS.

BRIDES.	AGE.	15	20	25	30	35	40	45	50	55	60	65	70 & over	Not stated	TOTAL
	15	8	39	11	1										
20	1	66	42	9	6	1									125
25		12	38	15	3										68
30			4	8	3	2			1						18
35		1	1	1	2	3	1	4		1			1		15
40				1					2						3
45				2				1	2						5
50						1			1	1	1	1			5
55									1	1		1			3
60												1			1
65															
70 & over															
Age not stated.															
<b>TOTALS</b>	<b>9</b>	<b>118</b>	<b>96</b>	<b>37</b>	<b>14</b>	<b>7</b>	<b>2</b>	<b>10</b>	<b>3</b>	<b>2</b>	<b>3</b>	<b>1</b>	<b>1</b>	<b>1</b>	<b>302</b>





Marriages by Denominations in the City of Guelph, 1912.

GROOMS.	BRIDES.											TOTAL BRIDES.	
	Anglican.	Presbyterian.	Methodist.	Roman Catholic.	Baptist.	Congregational.	Lutheran.	Evangelical Association.	Hebrew.	Salvation Army.	Others.		No Denomination.
Anglican .....	21	2	4	2	2	.....	.....	.....	.....	.....	.....	.....	31
Presbyterian .....	6	15	7	.....	1	.....	2	.....	.....	1	.....	.....	32
Methodist.....	2	7	15	1	1	.....	.....	.....	.....	.....	3	.....	29
Roman Catholic .....	2	2	1	13	.....	.....	.....	.....	.....	.....	1	.....	19
Baptist.....	.....	1	2	.....	2	1	.....	.....	.....	.....	.....	.....	6
Congregational .....	1	2	.....	.....	.....	1	.....	.....	.....	.....	.....	.....	4
Lutheran .....	.....	.....	.....	.....	.....	.....	2	.....	.....	.....	.....	.....	2
Evangelical Association	.....	.....	.....	.....	.....	.....	.....	.....	.....	.....	.....	.....	.....
Hebrew .....	.....	.....	.....	.....	.....	.....	.....	.....	.....	.....	.....	.....	.....
Salvation Army.....	.....	.....	.....	.....	.....	.....	.....	.....	.....	1	.....	.....	1
Others .....	.....	.....	.....	.....	.....	.....	.....	.....	.....	.....	3	.....	3
No Denomination.....	.....	.....	.....	.....	.....	.....	.....	.....	.....	.....	.....	.....	.....
TOTAL GROOMS .....	32	29	29	16	6	2	4	.....	.....	2	7	.....	127

Licenses, 119.

Banns, 8.

Marriages by Ages in the City of Guelph, 1912.

GROOMS.

BRIDES.	GROOMS.													TOTAL	
	Age.	15	20	25	30	35	40	45	50	55	60	65	70 & over		Not stated
15	2	11	3	.....	.....	.....	.....	.....	.....	.....	.....	.....	.....	.....	16
20	.....	38	19	4	1	.....	.....	.....	.....	.....	.....	.....	.....	.....	62
25	.....	5	9	7	.....	1	.....	.....	.....	.....	.....	.....	.....	.....	22
30	.....	.....	2	2	3	1	.....	.....	.....	.....	.....	.....	.....	.....	8
35	.....	.....	.....	1	2	1	.....	2	.....	.....	2	.....	.....	.....	8
40	.....	.....	.....	.....	.....	.....	3	2	.....	.....	.....	.....	.....	.....	5
45	.....	.....	.....	.....	.....	.....	.....	.....	.....	.....	.....	.....	.....	.....	.....
50	.....	.....	.....	.....	.....	.....	.....	2	1	.....	1	.....	.....	.....	4
55	.....	.....	.....	.....	.....	.....	.....	.....	.....	1	.....	.....	.....	.....	1
60	.....	.....	.....	.....	.....	.....	.....	.....	.....	.....	.....	.....	.....	.....	.....
65	.....	.....	.....	.....	.....	.....	.....	.....	.....	.....	.....	.....	.....	.....	.....
70 & over	.....	.....	.....	.....	.....	.....	.....	.....	.....	.....	.....	.....	1	.....	1
Age not stated.	.....	.....	.....	.....	.....	.....	.....	.....	.....	.....	.....	.....	.....	.....	.....
TOTALS	2	54	33	14	6	3	3	6	1	1	3	1	.....	.....	127



Marriages by Denominations in the City of Hamilton, 1912.

GROOMS.	BRIDES.												TOTAL BRIDES.
	Anglican.	Presbyterian.	Methodist.	Roman Catholic.	Baptist.	Congregational.	Lutheran.	Evangelical Association.	Hebrew.	Salvation Army.	Others.	No Denomination.	
Anglican .....	226	30	39	11	14	6	2	.....	.....	1	5	1	335
Presbyterian .....	34	154	30	6	16	3	2	1	.....	.....	4	.....	250
Methodist.....	35	32	181	12	12	2	4	.....	.....	1	4	1	284
Roman Catholic.....	13	10	11	145	3	1	1	.....	1	.....	6	2	193
Baptist .....	14	7	20	.....	51	4	2	.....	.....	.....	1	.....	99
Congregational .....	2	3	1	.....	1	8	.....	.....	.....	.....	1	.....	16
Lutheran .....	1	2	2	.....	2	.....	13	.....	.....	.....	1	.....	21
Evangelical Association .....	.....	.....	.....	.....	.....	.....	1	2	.....	.....	1	.....	4
Hebrew .....	.....	.....	.....	.....	.....	.....	.....	.....	30	.....	.....	.....	30
Salvation Army.....	5	1	.....	.....	.....	.....	.....	.....	.....	10	.....	.....	16
Others .....	7	6	2	1	2	1	1	.....	.....	1	30	1	52
No Denomination .....	.....	.....	1	1	1	.....	.....	.....	.....	.....	.....	3	6
<b>TOTAL GROOMS , ....</b>	<b>337</b>	<b>245</b>	<b>287</b>	<b>176</b>	<b>102</b>	<b>25</b>	<b>26</b>	<b>3</b>	<b>31</b>	<b>13</b>	<b>53</b>	<b>8</b>	<b>1,306</b>

Licenses, 1,237.

Banns, 69.

Marriages by Ages in the City of Hamilton, 1912.

GROOMS.

BRIDES.	AGE.	15	20	25	30	35	40	45	50	55	60	65	70 & over	Not stated	TOTAL.
	15	24	165	57	10	2	1	.....	.....	.....	.....	.....	.....	.....	.....
20	5	277	187	42	5	2	1	1	.....	.....	.....	.....	.....	.....	520
25	1	38	169	65	19	7	4	2	.....	.....	.....	.....	.....	.....	305
30	.....	5	30	54	17	9	5	1	.....	2	.....	1	.....	.....	124
35	.....	6	10	16	9	1	1	.....	.....	1	.....	.....	.....	.....	44
40	.....	.....	1	1	4	10	6	5	2	.....	.....	1	.....	.....	30
45	.....	.....	.....	.....	3	.....	2	3	.....	.....	.....	.....	.....	.....	8
50	.....	.....	.....	.....	.....	.....	2	1	.....	3	2	.....	.....	.....	8
55	.....	.....	.....	.....	.....	.....	.....	.....	.....	1	1	1	.....	.....	3
60	.....	.....	.....	.....	.....	.....	.....	.....	.....	.....	.....	.....	.....	.....	.....
65	.....	.....	.....	.....	.....	.....	.....	.....	.....	.....	.....	.....	1	.....	1
70 & over	.....	.....	.....	.....	.....	.....	.....	.....	.....	.....	.....	.....	1	.....	1
Age not stated.	.....	.....	1	.....	.....	1	.....	.....	.....	1	.....	.....	.....	.....	3
<b>TOTALS</b>	<b>30</b>	<b>491</b>	<b>455</b>	<b>188</b>	<b>59</b>	<b>33</b>	<b>20</b>	<b>12</b>	<b>7</b>	<b>6</b>	<b>1</b>	<b>4</b>	<b>.....</b>	<b>.....</b>	<b>1,306</b>

Marriages by Denominations in the City of Kingston, 1912.

GROOMS.	BRIDES.											TOTAL BRIDES.	
	Anglican.	Presbyterian.	Methodist.	Roman Catholic.	Baptist.	Congregational.	Lutheran.	Evangelical Association.	Hebrew.	Salvation Army.	Others.		No Denomination.
Anglican .....	64	10	13	6	5	.....	.....	.....	.....	.....	.....	.....	98
Presbyterian .....	4	29	6	.....	.....	1	.....	.....	.....	.....	3	.....	43
Methodist .....	10	16	62	4	3	.....	1	.....	.....	.....	.....	.....	96
Roman Catholic .....	5	3	3	32	1	1	.....	.....	.....	.....	4	.....	49
Baptist .....	1	1	3	.....	3	.....	1	.....	.....	.....	1	.....	10
Congregational .....	1	.....	3	.....	1	.....	.....	.....	.....	.....	.....	.....	5
Lutheran .....	.....	.....	1	.....	.....	.....	1	.....	.....	.....	.....	.....	2
Evangelical Association	.....	.....	.....	.....	.....	.....	.....	.....	.....	.....	.....	.....	.....
Hebrew .....	.....	.....	.....	.....	.....	.....	.....	.....	1	.....	.....	.....	1
Salvation Army .....	.....	.....	.....	.....	.....	.....	.....	.....	.....	2	.....	.....	2
Others .....	.....	.....	.....	1	.....	.....	.....	.....	.....	.....	2	.....	3
No Denomination .....	.....	.....	.....	.....	.....	.....	.....	.....	.....	.....	.....	1	1
TOTAL GROOMS .....	85	59	91	43	13	2	3	.....	1	2	10	1	310

Licenses, 308.

Banns, 2.

Marriages by Ages in the City of Kingston, 1912.

GROOMS.

BRIDES.	AGE.	15	20	25	30	35	40	45	50	55	60	65	70 & over	Not stated	TOTAL
	15	6	44	17	1	.....	.....	.....	1	.....	.....	.....	.....	.....	.....
20	1	61	44	13	4	.....	.....	.....	.....	.....	.....	.....	.....	.....	123
25	.....	6	30	12	5	10	.....	.....	.....	.....	.....	.....	.....	.....	63
30	.....	3	6	8	6	3	3	1	1	.....	.....	.....	.....	.....	31
35	.....	.....	.....	2	4	2	3	.....	.....	.....	.....	.....	.....	.....	11
40	.....	.....	.....	.....	.....	.....	2	3	1	1	.....	.....	.....	.....	7
45	.....	.....	.....	.....	.....	.....	.....	1	1	1	1	.....	.....	.....	4
50	.....	.....	.....	.....	.....	.....	1	.....	.....	1	.....	.....	.....	.....	2
55	.....	.....	.....	.....	.....	.....	.....	.....	.....	.....	.....	.....	.....	.....	.....
60	.....	.....	.....	.....	.....	.....	.....	.....	.....	.....	.....	.....	.....	.....	.....
65	.....	.....	.....	.....	.....	.....	.....	.....	.....	.....	.....	.....	.....	.....	.....
70 & over	.....	.....	.....	.....	.....	.....	.....	.....	.....	.....	.....	.....	.....	.....	.....
Age not stated.	.....	.....	.....	.....	.....	.....	.....	.....	.....	.....	.....	.....	.....	.....	.....
TOTALS	7	114	97	36	19	18	11	3	4	1	.....	.....	.....	.....	310

Marriages by Denominations in the City of London, 1912.

GROOMS.	BRIDES.											TOTAL BRIDES.	
	Anglican.	Presbyterian.	Methodist.	Roman Catholic.	Baptist.	Congregational.	Lutheran.	Evangelical Association.	Hebrew.	Salvation Army.	Others.		No Denomination.
Anglican .....	108	25	26	4	5	1	.....	.....	.....	.....	3	1	173
Presbyterian .....	14	65	24	.....	10	2	2	.....	.....	1	1	.....	119
Methodist .....	29	23	114	1	14	3	1	.....	1	.....	3	.....	189
Roman Catholic .....	6	3	2	51	.....	1	1	.....	.....	.....	3	.....	67
Baptist .....	19	10	16	1	33	1	.....	.....	.....	.....	1	.....	81
Congregational .....	1	.....	2	1	.....	1	.....	.....	.....	1	.....	.....	6
Lutheran .....	1	.....	.....	.....	1	.....	2	.....	.....	.....	.....	.....	4
Evangelical Association .....	.....	.....	.....	.....	.....	.....	.....	.....	.....	.....	.....	.....	.....
Hebrew .....	.....	.....	.....	.....	.....	.....	.....	.....	7	.....	.....	.....	7
Salvation Army .....	.....	.....	.....	.....	.....	.....	.....	.....	.....	3	.....	.....	3
Others .....	4	2	4	.....	.....	.....	1	.....	.....	.....	16	.....	27
No Denomination .....	.....	.....	.....	.....	.....	.....	.....	.....	.....	.....	.....	.....	.....
<b>TOTAL GROOMS .....</b>	<b>182</b>	<b>128</b>	<b>188</b>	<b>58</b>	<b>63</b>	<b>9</b>	<b>7</b>	<b>.....</b>	<b>8</b>	<b>5</b>	<b>27</b>	<b>1</b>	<b>676</b>

Licenses, 647.

Banns, 29.

Marriages by Ages in the City of London, 1912.

GROOMS.

BRIDES.	GROOMS.													TOTAL	
	AGE.	15	20	25	30	35	40	45	50	55	60	65	70 & over		Not stated
15	9	69	21	7	2	1	.....	1	.....	.....	.....	.....	.....	.....	110
20	2	152	94	26	6	2	.....	.....	.....	.....	.....	.....	.....	.....	282
25	.....	30	72	29	13	3	1	.....	.....	.....	1	.....	.....	.....	149
30	.....	4	14	32	18	2	6	1	.....	.....	.....	.....	.....	.....	77
35	.....	1	2	3	5	6	4	3	.....	1	.....	.....	.....	.....	25
40	.....	.....	.....	.....	1	7	2	2	3	1	.....	.....	.....	.....	16
45	.....	.....	.....	.....	.....	.....	1	3	1	1	.....	.....	.....	.....	6
50	.....	.....	.....	.....	.....	1	.....	1	2	1	.....	.....	.....	.....	5
55	.....	.....	.....	.....	.....	.....	1	.....	.....	1	1	.....	.....	.....	3
60	.....	.....	.....	.....	.....	.....	.....	.....	.....	1	1	.....	.....	.....	2
65	.....	.....	.....	.....	.....	.....	.....	.....	.....	1	.....	.....	.....	.....	1
70 & over	.....	.....	.....	.....	.....	.....	.....	.....	.....	.....	.....	.....	.....	.....	.....
Age not stated.	.....	.....	.....	.....	.....	.....	.....	.....	.....	.....	.....	.....	.....	.....	.....
<b>TOTALS</b>	<b>11</b>	<b>256</b>	<b>203</b>	<b>97</b>	<b>46</b>	<b>21</b>	<b>15</b>	<b>11</b>	<b>6</b>	<b>7</b>	<b>3</b>	<b>.....</b>	<b>.....</b>	<b>.....</b>	<b>676</b>

Marriages by Denominations in the City of Niagara Falls, 1912.

GROOMS.	BRIDES.											TOTAL BRIDES.	
	Anglican.	Presbyterian.	Methodist.	Roman Catholic.	Baptist.	Congregational.	Lutheran.	Evangelical Association.	Hebrew.	Salvation Army.	Others.		No Denomination.
Anglican .....	44	15	20	10	6	2	7	.....	1	.....	7	1	113
Presbyterian .....	16	59	20	11	6	1	7	.....	.....	.....	6	.....	126
Methodist.....	23	19	119	14	18	3	10	1	.....	.....	14	.....	221
Roman Catholic.....	10	19	17	60	9	1	4	1	.....	.....	8	3	132
Baptist .....	4	6	14	7	41	2	1	1	.....	.....	1	.....	77
Congregational.....	.....	1	7	2	2	7	1	.....	.....	.....	1	.....	21
Lutheran .....	9	9	14	7	8	.....	18	1	.....	1	3	.....	70
Evangelical Association	.....	.....	2	1	.....	.....	1	4	.....	.....	.....	.....	8
Hebrew.....	.....	.....	.....	2	.....	.....	.....	.....	1	.....	.....	.....	3
Salvation Army.....	.....	.....	.....	.....	.....	.....	.....	.....	.....	1	.....	.....	1
Others .....	2	2	7	12	2	1	1	.....	.....	.....	27	1	55
No Denomination.....	.....	1	.....	4	.....	.....	.....	.....	.....	.....	.....	7	12
TOTAL GROOMS .....	108	131	220	130	92	17	50	8	2	2	67	12	839

Licenses, 832.

Banns, 7.

Marriages by Ages in the City of Niagara Falls, 1912.

GROOMS.

BRIDES.	AGE.	15	20	25	30	35	40	45	50	55	60	65	70	Not	TOTAL
		25	159	37	4	6	1	.....	1	.....	.....	.....	.....	.....	
	15	3	167	75	26	8	2	2	1	.....	.....	.....	.....	.....	233
	20	.....	20	59	37	22	6	2	1	.....	.....	.....	.....	.....	147
	25	.....	2	22	22	18	10	3	.....	.....	1	1	.....	.....	79
	30	.....	.....	1	9	8	8	3	3	2	.....	.....	.....	.....	34
	35	.....	.....	.....	2	4	9	3	3	2	1	.....	.....	.....	24
	40	.....	.....	.....	1	1	4	5	7	3	1	.....	1	.....	23
	45	.....	.....	.....	.....	.....	.....	1	3	1	.....	.....	.....	.....	5
	50	.....	.....	.....	.....	.....	.....	.....	1	3	1	.....	.....	.....	5
	55	.....	.....	.....	.....	.....	.....	.....	.....	1	1	2	.....	.....	4
	60	.....	.....	.....	.....	.....	.....	.....	.....	.....	.....	.....	.....	.....	.....
	65	.....	.....	.....	.....	.....	.....	.....	.....	.....	.....	.....	.....	.....	.....
	70 & over	.....	.....	.....	.....	.....	.....	.....	.....	.....	.....	.....	.....	.....	.....
	Age not stated.	.....	.....	.....	.....	.....	.....	.....	.....	.....	.....	.....	.....	1	1
	TOTALS	28	348	194	101	67	40	19	20	12	5	3	1	1	839

Marriages by Denominations in the City of Ottawa, 1912.

GROOMS.	BRIDES.												TOTAL BRIDES.
	Anglican.	Presbyterian.	Methodist.	Roman Catholic.	Baptist.	Congregational.	Lutheran.	Evangelical Association.	Hebrew.	Salvation Army.	Others.	No Denomination.	
Anglican .....	126	42	21	14	4	3	3	.....	.....	1	3	.....	217
Presbyterian .....	28	107	22	9	6	1	1	.....	.....	.....	3	.....	177
Methodist.....	19	20	77	3	6	.....	1	.....	.....	1	2	.....	129
Roman Catholic .....	32	17	6	396	4	1	4	.....	.....	.....	9	.....	469
Baptist .....	6	3	5	.....	10	.....	.....	.....	.....	.....	1	.....	25
Congregational .....	1	1	1	.....	1	8	.....	.....	.....	.....	.....	.....	12
Lutheran .....	2	1	5	1	.....	.....	13	.....	.....	.....	.....	.....	22
Evangelical Association	.....	.....	.....	.....	.....	.....	.....	.....	.....	.....	.....	.....	.....
Hebrew.....	.....	.....	.....	.....	.....	.....	.....	.....	10	.....	.....	.....	10
Salvation Army.....	.....	1	.....	.....	.....	.....	.....	.....	1	.....	6	.....	8
Others .....	1	2	.....	2	.....	.....	.....	.....	1	.....	14	.....	20
No Denomination .....	.....	.....	.....	.....	.....	.....	.....	.....	.....	.....	.....	.....	.....
TOTAL GROOMS .....	215	194	137	425	31	13	22	.....	12	2	38	.....	1,089

Licenses, 955.

Banns, 134.

Marriages by Ages in the City of Ottawa, 1912.

GROOMS.

BRIDES.	AGE.	15	20	25	30	35	40	45	50	55	60	65	70 & over	Not stated	TOTAL.
	15	8	106	44	6	4	.....	.....	.....	.....	.....	.....	.....	.....	.....
20	6	232	157	43	12	6	.....	.....	.....	.....	.....	.....	.....	.....	456
25	.....	34	134	74	27	7	3	1	.....	.....	.....	.....	.....	.....	280
30	2	2	20	29	13	9	4	5	.....	1	.....	.....	.....	.....	85
35	.....	2	4	4	14	6	9	4	.....	1	.....	.....	.....	.....	44
40	.....	.....	.....	1	5	7	3	4	2	1	1	.....	.....	.....	24
45	.....	.....	.....	1	1	1	4	1	3	1	.....	.....	.....	.....	12
50	.....	.....	.....	.....	.....	.....	.....	.....	2	1	1	2	.....	.....	6
55	.....	.....	.....	.....	.....	.....	.....	.....	2	.....	1	.....	.....	.....	3
60	.....	.....	.....	.....	.....	.....	.....	.....	.....	.....	.....	.....	1	.....	1
65	.....	.....	.....	.....	.....	.....	.....	.....	.....	.....	.....	.....	1	.....	1
70 & over	.....	.....	.....	.....	.....	.....	.....	.....	.....	.....	.....	.....	.....	.....	.....
Age not stated.	.....	2	2	2	1	.....	.....	.....	.....	1	.....	.....	1	.....	9
TOTALS	16	378	361	160	77	36	23	15	10	5	3	5	.....	.....	1,089

Marriages by Denominations in the City of Peterboro', 1912.

GROOMS.	BRIDES.													TOTAL BRIDES.	
	Anglican.	Presbyterian.	Methodist.	Roman Catholic.	Baptist.	Congregational.	Lutheran.	Evangelical Association.	Hebrew.	Salvation Army.	Others.	No Denomination.			
Anglican .....	37	10	10	.....	4	.....	.....	.....	.....	.....	.....	.....	.....	.....	63
Presbyterian .....	6	28	11	.....	5	.....	.....	.....	.....	.....	.....	.....	.....	.....	50
Methodist.....	12	10	37	.....	4	1	.....	.....	.....	1	2	.....	.....	.....	67
Roman Catholic.....	1	1	3	42	.....	.....	.....	.....	.....	.....	.....	.....	.....	.....	47
Baptist .....	1	4	2	.....	10	.....	.....	.....	.....	.....	.....	.....	.....	.....	17
Congregational .....	.....	1	.....	.....	.....	3	.....	.....	.....	.....	.....	.....	.....	.....	4
Lutheran.....	.....	.....	.....	.....	.....	.....	.....	.....	.....	.....	.....	.....	.....	.....	.....
Evangelical Association .....	.....	.....	.....	.....	.....	.....	.....	.....	.....	.....	.....	.....	.....	.....	.....
Hebrew.....	.....	.....	.....	.....	.....	.....	.....	.....	1	.....	.....	.....	.....	.....	1
Salvation Army.....	.....	.....	.....	.....	.....	.....	.....	.....	.....	2	.....	.....	.....	.....	2
Others .....	.....	.....	.....	.....	.....	.....	.....	.....	.....	.....	1	.....	.....	.....	1
No Denomination.....	.....	.....	.....	.....	.....	.....	.....	.....	.....	.....	.....	.....	.....	.....	.....
TOTAL GROOMS .....	57	54	63	42	23	4	.....	.....	1	3	4	.....	.....	.....	251

Licenses, 224.

Banns, 27.

Marriages by Ages in the City of Peterboro', 1912.

GROOMS.

BRIDES.	AGE.	15	20	25	30	35	40	45	50	55	60	65	70 & over	Not stated	TOTAL.
		15	2	31	9	.....	1	.....	.....	.....	.....	.....	.....	.....	.....
	20	1	50	36	10	3	.....	1	.....	.....	.....	.....	.....	.....	101
	25	.....	7	35	12	8	1	1	.....	.....	.....	.....	.....	.....	64
	30	.....	.....	6	9	5	3	2	.....	.....	.....	.....	.....	.....	25
	35	.....	1	.....	2	2	2	3	.....	.....	.....	.....	.....	.....	10
	40	.....	.....	.....	.....	1	1	1	1	.....	.....	.....	.....	.....	4
	45	.....	.....	.....	.....	.....	2	.....	.....	.....	.....	.....	.....	.....	2
	50	.....	.....	.....	.....	.....	.....	.....	.....	.....	.....	.....	.....	.....	.....
	55	.....	.....	.....	.....	.....	.....	.....	.....	.....	1	.....	.....	.....	1
	60	.....	.....	.....	.....	.....	.....	.....	.....	.....	.....	.....	.....	.....	.....
	65	.....	.....	.....	.....	.....	.....	.....	.....	.....	.....	.....	.....	.....	.....
	70 & over	.....	.....	.....	.....	.....	.....	.....	.....	.....	.....	.....	.....	.....	.....
	Age not stated.	.....	.....	.....	.....	.....	.....	.....	.....	1	.....	.....	.....	.....	1
	TOTALS	3	89	86	33	20	9	8	1	1	1	.....	.....	.....	251

Marriages by Denominations in the City of Port Arthur, 1912.

GROOMS.	BRIDES.											TOTAL BRIDES.			
	Anglican.	Presbyterian.	Methodist.	Roman Catholic.	Baptist.	Congregational.	Lutheran.	Evangelical Association.	Hebrew.	Salvation Army.	Others.		No Denomination.		
Anglican .....	23	2	4	2	.....	1	.....	.....	.....	.....	.....	.....	.....	.....	33
Presbyterian .....	10	24	2	.....	1	2	1	.....	.....	.....	.....	.....	.....	.....	40
Methodist .....	4	1	11	2	.....	1	.....	.....	.....	.....	.....	.....	.....	.....	19
Roman Catholic .....	.....	1	.....	41	.....	.....	1	.....	.....	.....	.....	.....	.....	.....	43
Baptist .....	2	1	1	.....	4	.....	.....	.....	.....	.....	.....	.....	1	.....	9
Congregational .....	.....	.....	.....	.....	.....	.....	.....	.....	.....	.....	.....	.....	.....	.....	.....
Lutheran .....	1	.....	1	1	.....	.....	85	.....	.....	.....	.....	.....	.....	.....	88
Evangelical Association .....	.....	.....	.....	.....	.....	.....	.....	.....	.....	.....	.....	.....	.....	.....	.....
Hebrew .....	.....	.....	.....	.....	.....	.....	.....	.....	.....	.....	.....	.....	.....	.....	.....
Salvation Army .....	.....	.....	.....	.....	.....	.....	.....	.....	.....	.....	.....	.....	.....	.....	.....
Others .....	.....	.....	.....	.....	.....	.....	.....	.....	.....	.....	.....	.....	2	.....	2
No Denomination .....	.....	.....	.....	.....	.....	.....	.....	.....	.....	.....	.....	.....	.....	.....	.....
TOTAL GROOMS .....	40	29	19	46	5	4	87	.....	.....	.....	.....	.....	4	.....	234

Licenses, 212.

Banns, 22.

Marriages by Ages in the City of Port Arthur, 1912.

GROOMS.

BRIDES.	GROOMS.														TOTAL
	AGE.	15	20	25	30	35	40	45	50	55	60	65	70 & over	Not stated	
15	1	21	13	6	1	.....	.....	.....	.....	.....	.....	.....	.....	.....	42
20	.....	41	51	12	5	.....	.....	.....	.....	.....	.....	.....	.....	.....	109
25	.....	13	22	12	5	1	.....	.....	.....	.....	.....	.....	.....	.....	58
30	.....	1	2	6	3	.....	.....	.....	.....	.....	.....	.....	.....	.....	12
35	.....	.....	.....	3	5	2	1	.....	1	.....	.....	.....	.....	.....	12
40	.....	.....	.....	.....	1	.....	.....	.....	1	1	.....	.....	.....	.....	3
45	.....	.....	.....	.....	.....	.....	2	1	.....	.....	.....	.....	.....	.....	3
50	.....	.....	.....	.....	.....	.....	.....	.....	.....	.....	.....	.....	.....	.....	.....
55	.....	.....	.....	.....	.....	.....	.....	.....	.....	.....	.....	.....	.....	.....	.....
60	.....	.....	.....	.....	.....	.....	.....	.....	.....	.....	.....	.....	.....	.....	.....
65	.....	.....	.....	.....	.....	.....	.....	.....	.....	.....	.....	.....	.....	.....	.....
70 & over	.....	.....	.....	.....	.....	.....	.....	.....	.....	.....	.....	.....	.....	.....	.....
Age not stated.	.....	.....	.....	.....	.....	.....	.....	.....	.....	.....	.....	.....	.....	.....	.....
TOTALS	1	76	88	39	20	2	4	1	2	1	.....	.....	.....	.....	234

Marriages by Denominations in the City of St. Catharines, 1912.

GROOMS.	BRIDES.											TOTAL BRIDES.	
	Anglican.	Presbyterian.	Methodist.	Roman Catholic.	Baptist.	Congregational.	Lutheran.	Evangelical Association.	Hebrew.	Salvation Army.	Others.		No Denomination.
Anglican .....	49	5	7	3	1	.....	.....	.....	.....	.....	2	.....	67
Presbyterian .....	4	18	6	.....	3	.....	.....	.....	.....	.....	1	.....	32
Methodist.....	3	6	22	.....	4	.....	.....	.....	.....	.....	.....	.....	35
Roman Catholic.....	3	2	1	22	.....	1	.....	.....	.....	.....	1	.....	30
Baptist.....	3	2	2	2	8	.....	.....	.....	.....	.....	.....	.....	17
Congregational.....	1	.....	2	.....	.....	2	.....	.....	.....	.....	.....	.....	5
Lutheran .....	1	1	1	.....	.....	.....	1	.....	.....	.....	.....	.....	4
Evangelical Association	.....	.....	.....	.....	.....	.....	.....	.....	.....	.....	.....	.....	.....
Hebrew .....	.....	.....	.....	.....	.....	.....	.....	.....	3	.....	.....	.....	3
Salvation Army .....	.....	.....	.....	.....	.....	.....	.....	.....	.....	1	.....	.....	1
Others .....	.....	1	.....	.....	.....	.....	.....	.....	.....	.....	2	.....	3
No Denomination .....	.....	.....	.....	.....	.....	.....	.....	.....	.....	.....	.....	.....	.....
TOTAL GROOMS .....	64	35	41	27	16	3	1	.....	3	1	6	.....	197

Licenses. 180.

Banns. 17.

Marriages by Ages in the City of St. Catharines, 1912.

GROOMS.

BRIDES.	AGE.	15	20	25	30	35	40	45	50	55	60	65	70 & ov'r	Not stated	TOTAL
	15	1	25	10	2	.....	.....	.....	.....	.....	.....	.....	.....	.....	.....
20	.....	30	29	9	1	.....	.....	.....	.....	.....	1	.....	.....	.....	70
25	.....	5	30	11	2	2	.....	.....	.....	.....	.....	.....	.....	.....	50
30	.....	3	3	5	4	3	.....	.....	.....	.....	.....	.....	1	.....	19
35	.....	.....	1	2	4	5	1	.....	.....	.....	.....	.....	.....	.....	13
40	.....	.....	.....	.....	.....	.....	1	2	1	.....	.....	.....	.....	.....	4
45	.....	.....	.....	.....	.....	.....	1	.....	.....	2	.....	.....	.....	.....	3
50	.....	.....	.....	.....	.....	.....	.....	.....	.....	.....	.....	.....	.....	.....	.....
55	.....	.....	.....	.....	.....	.....	.....	.....	.....	.....	.....	.....	.....	.....	.....
60	.....	.....	.....	.....	.....	.....	.....	.....	.....	.....	.....	.....	.....	.....	.....
65	.....	.....	.....	.....	.....	.....	.....	.....	.....	.....	.....	.....	.....	.....	.....
70 & over	.....	.....	.....	.....	.....	.....	.....	.....	.....	.....	.....	.....	.....	.....	.....
Age not stated.	.....	.....	.....	.....	.....	.....	.....	.....	.....	.....	.....	.....	.....	.....	.....
TOTALS	1	63	73	29	11	12	3	1	2	1	.....	.....	1	.....	197



Marriages by Denominations in the City of St. Thomas, 1912.

GROOMS.	BRIDES.												TOTAL BRIDES.	
	Anglican.	Presbyterian.	Methodist.	Roman Catholic.	Baptist.	Congregational.	Lutheran.	Evangelical Association.	Hebrew.	Salvation Army.	Others.	No Denomination.		
Anglican .....	24		6		4							1		35
Presbyterian .....	5	21	2		2			1				1		32
Methodist .....	5	9	36	1	4	1	2					2		60
Roman Catholic .....	2		1	7								1		11
Baptist .....	8	3	7	1	15		1					1		36
Congregational .....						1								1
Lutheran .....		1												1
Evangelical Association .....			1											1
Hebrew .....									2					2
Salvation Army .....										1				1
Others .....		3	2		3						1	1		10
No Denomination .....														
TOTAL GROOMS .....	44	37	55	9	28	2	3	1	2	2	7			190

Licenses, 190.

Banns, ....

Marriages by Ages in the City of St. Thomas, 1912.

GROOMS.

BRIDES.	GROOMS.												TOTAL		
	AGE.	15	20	25	30	35	40	45	50	55	60	65		70 & over	Not stated
15	2	36	10												49
20		42	23	5		2									72
25		7	14	7	3				1		1				33
30		1	4	7	2	3	1	1							19
35		1	2			2	2								9
40					1	1	2								4
45										1	1				2
50							1	1							2
55													1		1
60															
65															
70 & over															
Age not stated.															
TOTALS	2	87	53	19	8	9	5	2	1	1	2	1			190

Marriages by Denominations in the City of Stratford, 1912.

GROOMS.	BRIDES.											TOTAL BRIDES.	
	Anglican.	Presbyterian.	Methodist.	Roman Catholic.	Baptist.	Congregational.	Lutheran.	Evangelical Association.	Hebrew.	Salvation Army.	Others.		No. Denomination.
Anglican .....	26	2	3	.....	.....	.....	1	1	.....	.....	.....	.....	33
Presbyterian.....	4	17	4	.....	3	.....	2	.....	.....	.....	.....	.....	30
Methodist.....	.....	3	13	.....	.....	1	2	1	.....	.....	.....	.....	20
Roman Catholic .....	3	1	1	21	.....	.....	.....	.....	.....	.....	.....	.....	26
Baptist .....	2	3	.....	.....	3	1	.....	.....	.....	.....	.....	.....	9
Congregational .....	1	.....	1	.....	.....	.....	.....	.....	.....	.....	.....	.....	2
Lutheran .....	2	.....	1	.....	.....	1	6	.....	.....	.....	.....	.....	10
Evangelical Association .....	.....	.....	.....	.....	.....	.....	.....	3	.....	.....	.....	.....	3
Hebrew .....	.....	.....	.....	.....	.....	.....	.....	.....	.....	.....	.....	.....	.....
Salvation Army .....	.....	.....	.....	.....	.....	.....	.....	.....	.....	.....	.....	.....	.....
Others .....	.....	1	1	.....	.....	.....	.....	.....	.....	.....	3	.....	5
No Denomination.....	.....	.....	.....	.....	.....	.....	.....	.....	.....	.....	.....	.....	.....
TOTAL GROOMS.....	38	27	24	21	6	3	11	5	.....	.....	3	.....	138

Licenses, 125.

Banns, 13.

Marriages by Ages in the City of Stratford, 1912.

GROOMS.

BRIDES.	GROOMS.												TOTAL		
	AGE.	15	20	25	30	35	40	45	50	55	60	65		70 & over	not stated
15 .....	.....	.....	11	8	1	.....	.....	.....	.....	.....	.....	.....	.....	.....	20
20 .....	1	20	19	4	3	1	.....	.....	.....	.....	.....	.....	.....	.....	48
25 .....	.....	8	19	14	1	2	.....	.....	.....	.....	.....	.....	.....	.....	44
30 .....	.....	.....	1	4	2	.....	.....	3	.....	.....	.....	.....	.....	.....	10
35 .....	.....	.....	1	4	4	.....	.....	1	.....	.....	.....	.....	.....	.....	10
40 .....	.....	.....	.....	.....	.....	.....	.....	2	.....	.....	.....	.....	.....	.....	2
45 .....	.....	.....	.....	.....	.....	1	1	.....	.....	.....	.....	.....	.....	.....	2
50 .....	.....	.....	.....	.....	.....	.....	.....	.....	.....	.....	.....	.....	.....	.....	.....
55 .....	.....	.....	.....	.....	.....	.....	.....	.....	1	.....	.....	.....	.....	.....	1
60 .....	.....	.....	.....	.....	.....	.....	.....	.....	.....	.....	.....	.....	.....	.....	.....
65 .....	.....	.....	.....	.....	.....	.....	.....	.....	.....	.....	1	.....	.....	.....	1
70 & over .....	.....	.....	.....	.....	.....	.....	.....	.....	.....	.....	.....	.....	.....	.....	.....
Age not stated.....	.....	.....	.....	.....	.....	.....	.....	.....	.....	.....	.....	.....	.....	.....	.....
TOTALS	1	39	48	27	10	4	1	6	1	.....	1	.....	.....	.....	138

Marriages by Denominations in the City of Toronto, 1912.

GROOMS	BRIDES.											TOTAL BRIDES.	
	Anglican.	Presbyterian.	Methodist.	Roman Catholic.	Baptist.	Congregational.	Lutheran.	Evangelical Association.	Hebrew.	Salvation Army.	Others.		No Denomination.
Anglican .....	1,487	235	205	58	70	10	7	1	2	2	17	2	2,096
Presbyterian .....	220	843	161	20	47	12	6	.....	1	.....	15	.....	1,325
Methodist.....	171	164	724	22	59	13	13	1	.....	.....	10	1	1,178
Roman Catholic .....	54	37	31	369	8	3	.....	.....	2	.....	13	2	519
Baptist .....	62	52	58	7	134	1	2	.....	.....	1	7	.....	324
Congregational .....	15	7	11	1	4	48	.....	.....	.....	.....	2	.....	88
Lutheran .....	15	4	4	4	3	.....	29	1	1	.....	3	.....	64
Evangelical Association	1	1	2	.....	.....	.....	.....	1	.....	.....	.....	.....	5
Hebrew .....	1	.....	.....	1	.....	.....	.....	.....	211	.....	1	.....	214
Salvation Army.....	4	2	.....	.....	.....	.....	.....	.....	.....	26	1	.....	33
Others .....	13	15	17	2	4	1	2	.....	.....	1	85	2	142
No Denomination .....	1	1	1	.....	1	.....	.....	.....	.....	.....	.....	15	19
TOTAL GROOMS .....	2,044	1,361	1,214	384	330	88	59	4	217	30	154	22	6,007

Licenses, 5,593.

Banns, 414.

Marriages by Ages in the City of Toronto, 1912.

GROOMS.

BRIDES.	AGE.	15	20	25	30	35	40	45	50	55	60	65	70 & ov'r	Not stated	TOTAL.
	15	56	557	180	25	7	4	1	.....	.....	.....	.....	.....	.....	.....
20	18	1,294	919	243	54	15	3	4	4	.....	1	.....	.....	.....	2,555
25	1	262	808	334	119	23	9	5	1	2	.....	.....	.....	.....	1,564
30	.....	28	146	211	100	48	22	11	.....	2	.....	.....	.....	.....	568
35	.....	2	30	52	72	48	22	14	6	4	1	.....	.....	.....	251
40	.....	2	2	8	17	39	21	18	10	3	.....	1	.....	.....	121
45	.....	.....	1	2	7	2	17	16	8	8	3	.....	.....	.....	64
50	.....	.....	.....	.....	.....	.....	3	12	9	5	1	4	.....	.....	34
55	.....	.....	.....	.....	.....	.....	.....	2	1	8	.....	.....	.....	.....	11
60	.....	.....	.....	.....	.....	.....	.....	.....	1	4	.....	1	.....	.....	6
65	.....	.....	.....	.....	.....	.....	.....	.....	.....	.....	.....	1	.....	.....	1
70 & over	.....	.....	.....	.....	.....	.....	.....	1	.....	.....	.....	1	.....	.....	2
Age not stated.	.....	.....	.....	.....	.....	.....	.....	.....	.....	.....	.....	.....	.....	.....	.....
TOTALS	75	2,145	2,086	875	376	179	98	83	40	36	6	8	.....	.....	6,007

**Marriages by Denominations in the City of Windsor, 1912.**

GROOMS.	BRIDES.												TOTAL BRIDES.
	Anglican.	Presbyterian.	Methodist.	Roman Catholic.	Baptist.	Congregational.	Lutheran.	Evangelical Association.	Hebrew.	Salvation Army.	Others.	No Denomination.	
Anglican.....	114	52	59	43	17	8	19	.....	3	.....	20	2	337
Presbyterian.....	30	153	76	21	16	8	25	3	1	1	35	.....	369
Methodist.....	66	79	587	69	78	28	66	9	6	3	83	.....	1,074
Roman Catholic.....	43	47	85	215	35	12	33	7	5	.....	43	1	526
Baptist.....	20	23	77	28	133	13	17	1	1	.....	21	1	335
Congregational.....	7	5	15	5	6	27	8	1	.....	.....	8	2	84
Lutheran.....	12	31	63	32	22	6	114	3	4	.....	20	3	310
Evangelical Association.....	.....	2	11	3	1	2	1	14	.....	.....	5	.....	39
Hebrew.....	1	.....	1	1	1	.....	.....	.....	30	.....	1	.....	35
Salvation Army.....	1	.....	1	.....	.....	.....	.....	.....	.....	.....	3	.....	5
Others.....	10	27	48	25	11	1	27	3	4	.....	139	4	299
No Denomination.....	4	.....	4	.....	3	1	2	.....	.....	.....	2	.....	16
<b>TOTAL GROOMS.....</b>	<b>308</b>	<b>419</b>	<b>1,027</b>	<b>442</b>	<b>323</b>	<b>106</b>	<b>312</b>	<b>41</b>	<b>54</b>	<b>4</b>	<b>380</b>	<b>13</b>	<b>3,429</b>

Licenses, 3,412.

Banns, 17.

**Marriages by Ages in the City of Windsor, 1912.**

GROOMS.

BRIDES.	AGE.	15	20	25	30	35	40	45	50	55	60	65	70 & over	Not stated	TOTAL
	15	86	666	130	21	8	4	1	1	.....	.....	.....	.....	.....	.....
20	19	660	326	93	41	9	7	2	.....	.....	.....	.....	.....	.....	1,157
25	2	94	235	136	71	23	15	6	.....	.....	.....	.....	1	.....	583
30	.....	14	69	124	64	40	11	10	2	2	.....	.....	.....	.....	336
35	.....	2	21	32	72	31	20	10	6	.....	.....	.....	1	.....	195
40	.....	2	4	4	17	31	23	17	8	6	2	2	.....	.....	116
45	.....	.....	1	1	4	14	13	12	10	4	2	.....	.....	.....	61
50	.....	.....	1	1	1	2	7	8	4	6	4	2	.....	.....	36
55	.....	.....	.....	.....	.....	.....	.....	2	2	2	6	.....	.....	.....	12
60	.....	.....	.....	.....	.....	.....	.....	1	1	2	2	1	4	.....	11
65	.....	.....	.....	.....	.....	.....	.....	.....	1	.....	.....	1	1	.....	3
70 & over	.....	.....	.....	.....	.....	.....	.....	.....	.....	.....	.....	.....	.....	1	1
Age not stated.	.....	.....	.....	1	.....	.....	.....	.....	.....	.....	.....	.....	.....	.....	1
<b>TOTALS</b>	<b>107</b>	<b>1,438</b>	<b>787</b>	<b>413</b>	<b>278</b>	<b>154</b>	<b>100</b>	<b>70</b>	<b>34</b>	<b>26</b>	<b>10</b>	<b>12</b>	<b>.....</b>	<b>.....</b>	<b>3,429</b>

Marriages by Denominations in the City of Woodstock, 1912.

GROOMS.	BRIDES.												TOTAL BRIDES.
	Anglican.	Presbyterian.	Methodist.	Roman Catholic.	Baptist.	Congregational.	Lutheran.	Evangelical Association.	Hebrew.	Salvation Army.	Others.	No Denomination.	
Anglican .....	15	5	3	.....	3	.....	.....	.....	.....	1	.....	.....	27
Presbyterian .....	7	14	5	.....	1	.....	.....	.....	.....	.....	.....	.....	27
Methodist.....	2	3	23	.....	2	1	.....	1	.....	.....	.....	.....	32
Roman Catholic .....	.....	.....	3	7	.....	.....	.....	.....	.....	.....	.....	.....	10
Baptist .....	2	2	1	.....	6	.....	.....	.....	.....	.....	.....	.....	11
Congregational.....	.....	.....	1	.....	.....	.....	.....	.....	.....	.....	.....	.....	1
Lutheran .....	.....	.....	.....	.....	.....	.....	.....	.....	.....	.....	.....	.....	.....
Evangelical Association .....	.....	.....	.....	.....	.....	.....	.....	.....	.....	.....	.....	.....	.....
Hebrew .....	.....	.....	.....	.....	.....	.....	.....	.....	.....	.....	.....	.....	.....
Salvation Army.....	.....	.....	.....	.....	.....	.....	.....	.....	.....	2	.....	.....	2
Others .....	.....	1	1	.....	.....	.....	.....	.....	.....	.....	.....	.....	2
No Denomination .....	.....	.....	.....	.....	.....	.....	.....	.....	.....	.....	.....	.....	.....
TOTAL GROOMS .....	26	25	37	7	12	1	.....	1	.....	3	.....	.....	112

Licenses, 109.

Banns, 3

Marriages by Ages in the City of Woodstock, 1912.

GROOMS.

BRIDES.	GROOMS.													TOTAL	
	AGE.	15	20	25	30	35	40	45	50	55	60	65	70 & over		Not stated
15	1	7	1	.....	1	.....	.....	.....	.....	.....	.....	.....	.....	.....	10
20	.....	24	14	3	1	.....	.....	.....	.....	.....	.....	.....	.....	.....	42
25	.....	4	21	5	.....	.....	.....	.....	.....	.....	.....	.....	.....	.....	30
30	.....	1	3	5	3	.....	1	1	.....	.....	.....	.....	.....	.....	14
35	.....	.....	1	1	2	4	.....	.....	.....	1	.....	.....	.....	.....	9
40	.....	.....	.....	.....	.....	.....	1	.....	1	.....	.....	.....	.....	.....	2
45	.....	.....	.....	.....	.....	.....	2	1	.....	.....	.....	.....	.....	.....	3
50	.....	.....	.....	.....	.....	.....	.....	.....	.....	.....	.....	.....	.....	.....	.....
55	.....	.....	.....	.....	.....	.....	1	.....	.....	.....	.....	.....	.....	.....	1
60	.....	.....	.....	.....	.....	.....	.....	.....	.....	.....	.....	.....	.....	.....	.....
65	.....	.....	.....	.....	.....	.....	.....	.....	.....	.....	.....	.....	.....	.....	.....
70 & over	.....	.....	.....	.....	.....	.....	.....	.....	.....	.....	.....	.....	.....	.....	.....
Age not stated.....	.....	.....	.....	1	.....	.....	.....	.....	.....	.....	.....	.....	.....	.....	1
TOTALS	1	36	40	15	7	4	5	2	1	1	.....	.....	.....	.....	112

**Marriages by Denominations in the Towns of Ontario, 1912.**

GROOMS.	BRIDES.											TOTAL BRIDES.	
	Anglican.	Presbyterian.	Methodist.	Roman Catholic.	Baptist.	Congregational.	Lutheran.	Evangelical Association.	Hebrew.	Salvation Army.	Others.		No Denomination.
Anglican .....	247	53	56	11	18	.....	7	1	2	2	2	.....	399
Presbyterian .....	47	268	69	9	12	3	3	.....	.....	.....	7	.....	418
Methodist.....	57	68	367	13	27	3	3	3	.....	1	10	.....	552
Roman Catholic.....	18	91	9	286	6	.....	1	.....	.....	1	4	.....	346
Baptist .....	15	21	26	3	45	5	4	.....	.....	.....	4	.....	120
Congregational .....	4	.....	4	1	.....	3	.....	.....	.....	.....	3	.....	15
Lutheran .....	4	2	8	4	3	.....	40	.....	.....	.....	2	.....	63
Evangelical Association .....	.....	.....	1	.....	.....	.....	2	1	.....	.....	.....	.....	4
Hebrew.....	.....	.....	.....	.....	.....	.....	.....	.....	7	.....	.....	.....	7
Salvation Army.....	.....	.....	5	.....	.....	1	1	.....	.....	9	.....	.....	16
Others .....	1	4	11	8	1	1	.....	.....	.....	.....	46	.....	72
No Denomination.	.....	.....	1	.....	1	.....	.....	.....	.....	.....	.....	4	6
<b>TOTAL GROOMS ....</b>	<b>393</b>	<b>437</b>	<b>557</b>	<b>335</b>	<b>113</b>	<b>13</b>	<b>61</b>	<b>5</b>	<b>9</b>	<b>13</b>	<b>78</b>	<b>4</b>	<b>2,018</b>

Licenses. 1,876.

Banns. 142.

**Marriages by Ages in the Towns of Ontario, 1912.**

GROOMS.

BRIDES.	AGE.	15	20	25	30	35	40	45	50	55	60	65	70 & over	Not stated	TOTAL
	15	25	303	101	20	4	.....	.....	.....	.....	.....	.....	.....	.....	.....
20	8	386	296	95	28	5	3	.....	.....	1	.....	.....	.....	.....	823
25	1	51	162	129	35	20	3	1	.....	.....	.....	.....	.....	.....	402
30	.....	8	28	55	23	11	6	1	2	.....	1	.....	.....	.....	135
35	.....	3	11	12	19	8	9	7	2	1	1	1	.....	.....	74
40	.....	.....	.....	5	7	13	11	6	3	3	.....	.....	.....	.....	48
45	.....	.....	.....	1	4	6	6	6	5	.....	1	.....	.....	.....	29
50	.....	.....	1	.....	1	2	4	3	2	4	3	.....	.....	.....	20
55	.....	.....	.....	.....	.....	.....	.....	2	3	3	.....	.....	.....	.....	8
60	.....	.....	.....	.....	.....	.....	.....	1	1	3	1	1	.....	.....	7
65	.....	.....	.....	.....	.....	.....	.....	1	.....	1	1	.....	.....	.....	3
70 & over	.....	.....	.....	.....	.....	.....	.....	.....	1	.....	.....	.....	.....	1	2
Age not stated.	.....	8	2	1	2	1	.....	.....	.....	.....	.....	.....	.....	.....	14
<b>TOTALS</b>		<b>34</b>	<b>760</b>	<b>601</b>	<b>318</b>	<b>123</b>	<b>66</b>	<b>42</b>	<b>28</b>	<b>19</b>	<b>16</b>	<b>8</b>	<b>2</b>	<b>1</b>	<b>2,018</b>

Marriages by Denominations in the Town of Barrie, 1912.

GROOMS.	BRIDES.												TOTAL BRIDES.
	Anglican.	Presbyterian.	Methodist.	Roman Catholic.	Baptist.	Congregational.	Lutheran.	Evangelical Association.	Hebrew.	Salvation Army.	Others.	No Denomination.	
Anglican .....	9	5	5	.....	1	.....	.....	.....	.....	.....	.....	.....	20
Presbyterian .....	2	24	3	.....	.....	.....	.....	.....	.....	.....	1	.....	30
Methodist .....	2	5	14	.....	1	.....	.....	.....	.....	.....	.....	.....	22
Roman Catholic .....	.....	2	.....	7	.....	.....	.....	.....	.....	.....	.....	.....	9
Baptist .....	.....	.....	.....	1	.....	1	.....	.....	.....	.....	.....	.....	2
Congregational .....	.....	.....	.....	.....	.....	.....	.....	.....	.....	.....	.....	.....	.....
Lutheran .....	.....	.....	.....	.....	.....	.....	.....	.....	.....	.....	.....	.....	.....
Evangelical Association .....	.....	.....	.....	.....	.....	.....	.....	.....	.....	.....	.....	.....	.....
Hebrew .....	.....	.....	.....	.....	.....	.....	.....	.....	.....	.....	.....	.....	.....
Salvation Army .....	.....	.....	1	.....	.....	.....	.....	.....	.....	1	.....	.....	2
Others .....	.....	.....	.....	.....	.....	.....	.....	.....	.....	.....	.....	.....	.....
No Denomination .....	.....	.....	.....	.....	.....	.....	.....	.....	.....	.....	.....	.....	.....
TOTAL GROOMS .....	13	30	23	8	2	1	.....	.....	.....	1	1	.....	85

Licenses, 83.

Banns, 2.

Marriages by Ages in the Town of Barrie, 1912.

GROOMS.

BRIDES.	AGE.	15	20	25	30	35	40	45	50	55	60	65	70 & over	Not stated	TOTAL
	15	.....	16	4	1	.....	.....	.....	.....	.....	.....	.....	.....	.....	.....
20	.....	13	11	3	1	1	.....	.....	.....	.....	.....	.....	.....	.....	29
25	.....	3	10	8	.....	1	.....	1	.....	.....	.....	.....	.....	.....	23
30	.....	.....	2	1	.....	.....	.....	.....	.....	.....	.....	.....	.....	.....	3
35	.....	.....	1	.....	.....	.....	.....	.....	.....	2	.....	.....	.....	.....	3
40	.....	.....	.....	.....	.....	.....	.....	.....	.....	.....	.....	.....	.....	.....	.....
45	.....	.....	.....	.....	.....	1	.....	.....	1	.....	.....	.....	.....	.....	2
50	.....	.....	.....	.....	.....	.....	.....	.....	.....	.....	.....	.....	.....	.....	.....
55	.....	.....	.....	.....	.....	.....	.....	.....	.....	1	.....	.....	.....	.....	1
60	.....	.....	.....	.....	.....	.....	.....	.....	1	.....	1	.....	.....	.....	2
65	.....	.....	.....	.....	.....	.....	.....	.....	.....	.....	.....	.....	.....	.....	.....
70 & over	.....	.....	.....	.....	.....	.....	.....	.....	.....	.....	.....	.....	.....	.....	.....
Age not stated.	.....	1	.....	.....	.....	.....	.....	.....	.....	.....	.....	.....	.....	.....	1
TOTALS	.....	33	28	13	2	2	.....	.....	3	3	1	.....	.....	.....	85

**Marriages by Denominations in the Town of Brockville, 1912.**

GROOMS.	BRIDES.											TOTAL BRIDES.	
	Anglican.	Presbyterian.	Methodist.	Roman Catholic	Baptist.	Congregational.	Lutheran.	Evangelical Association.	Hebrew.	Salvation Army.	Others.		No Denomination.
Anglican .....	20	10	6	1	2	.....	1	.....	.....	.....	.....	.....	40
Presbyterian .....	2	13	4	.....	.....	.....	.....	.....	.....	.....	.....	.....	19
Methodist.....	3	4	31	.....	2	1	.....	.....	.....	.....	1	.....	42
Roman Catholic .....	2	2	.....	18	.....	.....	.....	.....	.....	.....	.....	.....	22
Baptist .....	1	2	2	.....	2	.....	.....	.....	.....	.....	.....	.....	7
Congregational .....	1	.....	.....	.....	.....	2	.....	.....	.....	.....	.....	.....	3
Lutheran .....	.....	.....	1	.....	.....	.....	.....	.....	.....	.....	.....	.....	1
Evangelical Association .....	.....	.....	.....	.....	.....	.....	.....	.....	.....	.....	.....	.....	.....
Hebrew ..	.....	.....	.....	.....	.....	.....	.....	.....	.....	.....	.....	.....	.....
Salvation Army .....	.....	.....	.....	.....	.....	.....	.....	.....	.....	.....	.....	.....	.....
Others .....	.....	.....	.....	.....	.....	.....	.....	.....	.....	.....	2	.....	2
No Denomination.....	.....	.....	.....	.....	.....	.....	.....	.....	.....	.....	.....	.....	.....
TOTAL GROOMS .....	29	31	44	19	6	3	1	.....	.....	.....	3	.....	136

Licenses, 126.

Banns, 10.

**Marriages by Ages in the Town of Brockville, 1912.**

GROOMS.

BRIDES.	AGE.	15	20	25	30	35	40	45	50	55	60	65	70 & ov'r	Not stated	TOTAL
	15	2	20	5	.....	.....	.....	.....	.....	.....	.....	.....	.....	.....	.....
20	1	26	16	3	4	.....	1	.....	.....	.....	.....	.....	.....	.....	51
25	.....	8	13	11	2	.....	.....	.....	.....	.....	.....	.....	.....	.....	34
30	.....	1	2	5	1	1	.....	.....	.....	.....	.....	.....	.....	.....	10
35	.....	.....	.....	1	2	.....	.....	.....	.....	.....	.....	.....	.....	.....	3
40	.....	.....	.....	.....	.....	1	.....	.....	1	.....	.....	.....	.....	.....	2
45	.....	.....	.....	.....	1	.....	1	.....	.....	.....	.....	.....	.....	.....	2
50	.....	.....	.....	.....	.....	.....	.....	1	.....	.....	1	.....	.....	.....	2
55	.....	.....	.....	.....	.....	.....	.....	.....	.....	.....	2	.....	.....	.....	2
60	.....	.....	.....	.....	.....	.....	.....	.....	.....	.....	.....	.....	.....	.....	.....
65	.....	.....	.....	.....	.....	.....	.....	.....	.....	.....	.....	1	.....	.....	1
70 & over	.....	.....	.....	.....	.....	.....	.....	.....	.....	.....	.....	.....	.....	.....	.....
Age not stated.	.....	1	.....	.....	.....	.....	1	.....	.....	.....	.....	.....	.....	.....	2
TOTALS	3	56	36	20	10	3	3	.....	1	3	1	.....	.....	.....	136





Marriages by Denominations in the Town of Cobourg, 1912.

GROOMS.	BRIDES.											TOTAL BRIDES.		
	Anglican.	Presbyterian.	Methodist.	Roman Catholic.	Baptist.	Congregational.	Lutheran.	Evangelical Association.	Hebrew.	Salvation Army.	Others.		No Denomination.	
Anglican .....	7	2	5											14
Presbyterian .....	2	9	2			1								14
Methodist.....	1	3	7							1				12
Roman Catholic .....		1	1	4	1									7
Baptist.....	1				2									3
Congregational.....														
Lutheran .....														
Evangelical Association														
Hebrew .....														
Salvation Army.....														
Others .....			1											1
No Denomination .....														
TOTAL GROOMS .....	11	15	16	4	3	1				1				51

Licenses, 51.

Banns, ..

Marriages by Ages in the Town of Cobourg, 1912.

GROOMS.

BRIDES.	AGE.	15	20	25	30	35	40	45	50	55	60	65	70 & over	Not stated	TOTAL
		15		9	1										
	20		15	5	2	2		1			1				26
	25			2											2
	30					2									2
	35		1					2	3			1			7
	40							1	1						2
	45														
	50														
	55								1	1					2
	60														
	65														
	70 & over														
	Age not stated														
	TOTALS		25	8	2	4		4	5	1	1	1			51

Marriages by Denominations in the Town of Collingwood, 1912.

GROOMS.	BRIDES.												TOTAL BRIDES.
	Anglican.	Presbyterian.	Methodist.	Roman Catholic.	Baptist.	Congregational.	Lutheran.	Evangelical Association.	Hebrew.	Salvation Army.	Others.	No Denomination.	
Anglican .....	5	4	.....	.....	1	.....	.....	.....	.....	.....	.....	.....	10
Presbyterian .....	1	17	1	.....	1	.....	1	.....	.....	.....	1	.....	22
Methodist .....	.....	1	12	.....	1	.....	.....	.....	.....	.....	.....	.....	14
Roman Catholic .....	.....	.....	.....	1	.....	.....	.....	.....	.....	.....	.....	.....	1
Baptist .....	1	1	3	.....	.....	.....	.....	.....	.....	.....	.....	.....	5
Congregational .....	.....	.....	.....	.....	.....	.....	.....	.....	.....	.....	.....	.....	.....
Lutheran .....	.....	.....	.....	.....	.....	.....	.....	.....	.....	.....	.....	.....	.....
Evangelical Association .....	.....	.....	.....	.....	.....	.....	.....	.....	.....	.....	.....	.....	.....
Hebrew .....	.....	.....	.....	.....	.....	.....	.....	.....	.....	.....	.....	.....	.....
Salvation Army.....	.....	.....	.....	.....	.....	.....	.....	.....	.....	2	.....	.....	2
Others.....	.....	.....	1	.....	.....	.....	.....	.....	.....	.....	3	.....	4
No Denomination.	.....	.....	.....	.....	.....	.....	.....	.....	.....	.....	.....	.....	.....
TOTAL GROOMS .....	7	23	17	1	3	.....	1	.....	.....	2	4	.....	58

Licenses. 58.

Banns. ...

Marriages by Ages in the Town of Collingwood, 1912.

GROOMS.

BRIDES.	GROOMS.												Not stated	TOTAL
	AGE.	15	20	25	30	35	40	45	50	55	60	65		
15	1	1	2	.....	.....	.....	.....	.....	.....	.....	.....	.....	.....	4
20	.....	14	8	6	2	.....	.....	.....	.....	.....	.....	.....	.....	30
25	.....	2	7	5	.....	.....	.....	.....	.....	.....	.....	.....	.....	14
30	.....	1	1	1	1	.....	.....	.....	.....	.....	.....	.....	.....	4
35	.....	.....	1	.....	.....	.....	1	.....	.....	.....	.....	.....	.....	2
40	.....	.....	.....	.....	.....	.....	.....	1	.....	.....	.....	.....	.....	1
45	.....	.....	.....	.....	.....	.....	.....	.....	.....	.....	1	.....	.....	1
50	.....	.....	.....	.....	.....	.....	.....	.....	.....	.....	.....	.....	.....	.....
55	.....	.....	.....	.....	.....	.....	.....	.....	.....	.....	.....	.....	.....	.....
60	.....	.....	.....	.....	.....	.....	.....	.....	.....	.....	.....	.....	.....	.....
65	.....	.....	.....	.....	.....	.....	.....	.....	.....	.....	.....	.....	.....	.....
70 & over	.....	.....	.....	.....	.....	.....	.....	.....	.....	.....	.....	.....	.....	.....
Age not stated.	.....	.....	1	1	.....	.....	.....	.....	.....	.....	.....	.....	.....	2
TOTALS	1	18	20	13	3	.....	1	1	.....	.....	1	.....	.....	58

Marriages by Denominations in the Town of Cornwall, 1912.

GROOMS.	BRIDES.											TOTAL BRIDES.		
	Anglican.	Presbyterian.	Methodist.	Roman Catholic.	Baptist.	Congregational.	Lutheran.	Evangelical Association.	Hebrew.	Salvation Army.	Others.		No Denomination.	
Anglican .....	7		3	3			1							14
Presbyterian .....	2	12	1		1		1							17
Methodist.....	2		5	1										8
Roman Catholic .....	4			15										19
Baptist .....	1													1
Congregational .....											1			1
Lutheran .....														
Evangelical Association														
Hebrew .....														
Salvation Army.....														
Others .....			1											1
No Denomination.....														
TOTAL GROOMS .....	16	12	10	19	1		2				1			61

Licenses, 59.

Banns, 2.

Marriages by Ages in the Town of Cornwall, 1912.

GROOMS.

BRIDES.	AGE.	15	20	25	30	35	40	45	50	55	60	65	70 & ov'r	Not stated	TOTAL
	15	2	10	4											
20		12	12	2	1										27
25		1	6	5	2										14
30		1			1										2
35				1											1
40											1				1
45															
50															
55															
60															
65															
70 & ov'r															
Age not stated.															
TOTALS	2	24	22	8	4						1				61

Marriages by Denominations in the Town of Galt, 1912.

GROOMS.	BRIDES.												TOTAL BRIDES.
	Anglican.	Presbyterian.	Methodist.	Roman Catholic.	Baptist.	Congregational.	Lutheran.	Evangelical Association.	Hebrew.	Salvation Army.	Others.	No Denomination.	
Anglican .....	23	1	1	1	1	.....	1	.....	.....	.....	.....	.....	28
Presbyterian .....	3	29	2	.....	1	.....	1	.....	.....	.....	1	.....	37
Methodist.....	3	2	11	1	1	.....	1	.....	.....	.....	2	.....	21
Roman Catholic.....	.....	.....	.....	9	.....	.....	.....	.....	.....	.....	.....	.....	9
Baptist .....	.....	3	1	.....	2	.....	.....	.....	.....	.....	.....	.....	6
Congregational .....	.....	.....	.....	.....	.....	.....	.....	.....	.....	.....	.....	.....	.....
Lutheran .....	1	1	1	.....	.....	.....	.....	.....	.....	.....	1	.....	4
Evangelical Association .....	.....	.....	.....	.....	.....	.....	.....	.....	.....	.....	.....	.....	.....
Hebrew .....	.....	.....	.....	.....	.....	.....	.....	.....	1	.....	.....	.....	1
Salvation Army.....	.....	.....	.....	.....	.....	.....	1	.....	.....	.....	.....	.....	1
Others .....	.....	1	2	1	.....	.....	.....	.....	.....	.....	1	.....	5
No Denomination.....	.....	.....	.....	.....	.....	.....	.....	.....	.....	.....	.....	.....	.....
TOTAL GROOMS .....	30	37	18	12	5	.....	4	.....	1	.....	5	.....	112

Licenses, 107.

Banns, 5.

Marriages by Ages in the Town of Galt, 1912.

GROOMS.

BRIDES.	AGE.	15	20	25	30	35	40	45	50	55	60	65	70 & ov <sup>r</sup>	Not stated	TOTAL.
	15	3	9	3	.....	.....	.....	.....	.....	.....	.....	.....	.....	.....	.....
20	.....	23	15	4	3	1	.....	.....	.....	.....	.....	.....	.....	.....	46
25	.....	6	12	10	.....	1	.....	.....	.....	.....	.....	.....	.....	.....	29
30	.....	.....	.....	4	.....	1	.....	.....	.....	.....	.....	.....	.....	.....	5
35	.....	.....	1	2	3	.....	.....	.....	.....	.....	.....	.....	.....	.....	6
40	.....	.....	.....	1	2	.....	1	.....	1	.....	.....	.....	.....	.....	5
45	.....	.....	.....	.....	.....	.....	.....	.....	.....	.....	.....	.....	.....	.....	.....
50	.....	.....	.....	.....	.....	.....	.....	1	.....	.....	.....	1	.....	.....	2
55	.....	.....	.....	.....	.....	.....	.....	.....	.....	.....	.....	.....	.....	.....	.....
60	.....	.....	.....	.....	.....	.....	.....	.....	.....	.....	.....	.....	.....	.....	.....
65	.....	.....	.....	.....	.....	.....	.....	.....	.....	.....	.....	.....	.....	.....	.....
70 & over	.....	.....	.....	.....	.....	.....	.....	.....	.....	.....	.....	.....	.....	.....	.....
Age not stated	.....	4	.....	.....	.....	.....	.....	.....	.....	.....	.....	.....	.....	.....	4
TOTALS.	3	42	31	21	8	3	2	.....	1	.....	.....	1	.....	.....	112

Marriages by Denominations in the Town of Kenora, 1912.

GROOMS.	BRIDES.												TOTAL BRIDES.	
	Anglican.	Presbyterian.	Methodist.	Roman Catholic.	Baptist.	Congregational.	Lutheran.	Evangelical Association.	Hebrew.	Salvation Army.	Others.	No Denomination.		
Anglican .....	5	1	1											7
Presbyterian .....	1	8	2	1										12
Methodist .....			3	1	1									5
Roman Catholic .....	1	2	1	5										9
Baptist .....														
Congregational .....	1													1
Lutheran .....							8							8
Evangelical Association .....														
Hebrew .....														
Salvation Army .....														
Others .....														
No Denomination .....														
TOTAL GROOMS.....	8	11	7	7	1		8							42

Licenses, 42.

Banns, —.

Marriages by Ages in the Town of Kenora, 1912.

GROOMS.

BRIDES.	Age.	15	20	25	30	35	40	45	50	55	60	65	70 & over	Not stated	TOTAL
	15 .....			3	4		1								
20 .....			6	8	3										17
25 .....				2	1	3									6
30 .....			1	1	3										5
35 .....															
40 .....					1			1							2
45 .....															
50 .....				1								1			2
55 .....															
60 .....															
65 .....															
70 & over .....															
Age not stated .....						2									2
TOTALS .....		10	16	8	6			1				1			42

Marriages by Denominations in the Town of Lindsay, 1912.

GROOMS.	BRIDES.												TOTAL BRIDES.
	Anglican.	Presbyterian.	Methodist.	Roman Catholic.	Baptist.	Congregational.	Lutheran.	Evangelical Association.	Hebrew.	Salvation Army.	Others.	No Denomination.	
Anglican .....	16	1	2	1	1	.....	.....	.....	.....	1	.....	.....	22
Presbyterian .....	3	10	5	1	.....	.....	.....	.....	.....	.....	2	.....	21
Methodist.....	10	4	27	.....	3	.....	.....	.....	.....	.....	1	.....	45
Roman Catholic .....	1	1	.....	13	1	.....	.....	.....	.....	.....	.....	.....	16
Baptist .. .....	.....	2	2	.....	1	.....	.....	.....	.....	.....	.....	.....	5
Congregational .....	.....	.....	.....	.....	.....	.....	.....	.....	.....	.....	.....	.....	.....
Lutheran .....	.....	.....	.....	.....	.....	.....	.....	.....	.....	.....	.....	.....	.....
Evangelical Association	.....	.....	.....	.....	.....	.....	.....	.....	.....	.....	.....	.....	.....
Hebrew .....	.....	.....	.....	.....	.....	.....	.....	.....	.....	.....	.....	.....	.....
Salvation Army.....	.....	.....	.....	.....	.....	.....	.....	.....	.....	1	.....	.....	1
Others .....	.....	.....	1	.....	.....	.....	.....	.....	.....	.....	.....	.....	1
No Denomination.....	.....	.....	.....	.....	.....	.....	.....	.....	.....	.....	.....	.....	.....
TOTAL GROOMS .....	30	18	37	15	6	.....	.....	.....	.....	2	3	.....	111

Licenses, 107.

Banns, 4.

Marriages by Ages in the Town of Lindsay, 1912.

GROOMS.

BRIDES.	AGE.	15	20	25	30	35	40	45	50	55	60	65	70 & over	Not stated	TOTAL
	15	1	17	4	1	.....	.....	.....	.....	.....	.....	.....	.....	.....	.....
20	2	15	22	4	2	.....	.....	.....	.....	.....	.....	.....	.....	.....	45
25	.....	2	7	6	5	1	.....	.....	.....	.....	.....	.....	.....	.....	21
30	.....	.....	2	6	1	.....	1	.....	1	.....	1	.....	.....	.....	12
35	.....	.....	.....	.....	1	.....	.....	.....	.....	.....	.....	.....	.....	.....	1
40	.....	.....	.....	.....	1	.....	1	.....	.....	.....	1	.....	.....	.....	3
45	.....	.....	.....	.....	.....	.....	.....	1	1	1	.....	.....	.....	.....	3
50	.....	.....	.....	.....	.....	.....	.....	.....	.....	.....	.....	.....	.....	.....	.....
55	.....	.....	.....	.....	.....	.....	.....	.....	.....	.....	.....	.....	.....	.....	.....
60	.....	.....	.....	.....	.....	.....	.....	.....	.....	.....	.....	1	.....	.....	1
65	.....	.....	.....	.....	.....	.....	.....	.....	.....	.....	.....	.....	.....	.....	.....
70 & over	.....	.....	.....	.....	.....	.....	.....	.....	.....	.....	1	.....	.....	.....	1
Age not stated.	.....	.....	1	.....	.....	.....	.....	.....	.....	.....	.....	.....	.....	.....	1
TOTALS	3	35	35	17	10	1	3	1	2	2	2	.....	.....	.....	111

Marriages by Denominations in the Town of North Bay, 1912.

GROOMS.	BRIDES.											TOTAL BRIDES.	
	Anglican.	Presbyterian.	Methodist.	Roman Catholic.	Baptist.	Congregational.	Lutheran.	Evangelical Association.	Hebrew.	Salvation Army.	Others.		No Denomination.
Anglican .....	14	1	5		2		1						23
Presbyterian .....	3	14	4										21
Methodist.....	4	2	12		1								19
Roman Catholic.....	1	5		40							2		48
Baptist .....		1	2								1		4
Congregational .....													
Lutheran .....				1									1
Evangelical Association .....													
Hebrew .....													
Salvation Army.....	1												1
Others .....											1		1
No Denomination.....													
TOTAL GROOMS .....	23	23	23	41	3		1				4		118

Licenses, 87.

Banns, 31.

Marriages by Ages in the Town of North Bay, 1912.

GROOMS.

BRIDES.	GROOMS.													TOTAL.	
	AGE.	15	20	25	30	35	40	45	50	55	60	65	70 & ov'r		Not stated
15 .....			17	11	3	1									32
20 .....	1	23	23	5	2	1									55
25 .....		2	10	8	2		1								23
30 .....			1			1									2
35 .....		1	1	1	1										4
40 .....															
45 .....								1							1
50 .....															
55 .....											1				1
60 .....															
65 .....															
70 & over .....															
Age not stated.....															
TOTALS.	1	43	46	17	6	2	1	1		1					118



Marriages by Denominations in the Town of North Toronto, 1912.

GROOMS.	BRIDES.												TOTAL BRIDES.	
	Anglican.	Presbyterian.	Methodist.	Roman Catholic.	Baptist.	Congregational.	Lutheran.	Evangelical Association.	Hebrew.	Salvation Army.	Others.	No Denomination.		
Anglican .....	6		2		1									9
Presbyterian .....	2	6	1											9
Methodist.....	2		9		2									13
Roman Catholic.....														
Baptist .....					2									2
Congregational .....														
Lutheran .....														
Evangelical Association.....														
Hebrew .....														
Salvation Army.....														
Others .....														
No Denomination.....														
TOTAL GROOMS.....	10	6	12		5									33

Licenses, 33.

Banns, ..

Marriages by Ages in the Town of North Toronto, 1912.

GROOMS.

ES. BRID	AGE.	15	20	25	30	35	40	45	50	55	60	65	70 & ov'r	Not stated	TOTAL
	15 .....			2											
20 .....			6	9	1										16
25 .....				5	1		1								7
30 .....					2		1								3
35 .....				1			1						1		3
40 .....					1										1
45 .....															
50 .....											1				1
55 .....															
60 .....															
65 .....															
70 & over .....															
Age not stated.....															
TOTAL .....			8	15	5		3				1		1		33

Marriages by Denominations in the Town of Orillia, 1912.

GROOMS.	BRIDES.											TOTAL BRIDES.	
	Anglican.	Presbyterian.	Methodist	Roman Catholic.	Baptist.	Congregational.	Lutheran.	Evangelical Association.	Hebrew.	Salvation Army.	Others.		No Denomination.
Anglican .....	18	2	3	.....	1	.....	.....	1	.....	.....	.....	.....	25
Presbyterian .....	3	18	3	.....	1	.....	.....	.....	.....	.....	.....	.....	30
Methodist.....	4	3	17	.....	1	.....	.....	.....	.....	.....	.....	.....	25
Roman Catholic.....	1	.....	.....	.....	.....	.....	.....	.....	.....	.....	.....	.....	1
Baptist.....	.....	.....	2	.....	3	.....	.....	.....	.....	.....	.....	.....	5
Congregational .....	1	.....	.....	.....	.....	.....	.....	.....	.....	.....	.....	.....	1
Lutheran .....	.....	.....	.....	.....	.....	.....	.....	.....	.....	.....	.....	.....	.....
Evangelical Association	.....	.....	.....	.....	.....	.....	.....	.....	.....	.....	.....	.....	.....
Hebrew .....	.....	.....	.....	.....	.....	.....	.....	.....	1	.....	.....	.....	1
Salvation Army .....	.....	.....	1	.....	.....	.....	.....	.....	.....	.....	.....	.....	1
Others .....	.....	.....	1	.....	.....	.....	.....	.....	.....	.....	.....	.....	1
No Denomination.....	.....	.....	.....	.....	.....	.....	.....	.....	.....	.....	.....	.....	.....
TOTAL GROOMS.....	32	23	27	.....	6	.....	.....	1	1	.....	.....	.....	90

Licenses, 90.

Banns, ..

Marriages by Ages in the Town of Orillia, 1912.

GROOMS.

BRIDES.	AGE:	15	20	25	30	35	40	45	50	55	60	65	70 & over	Not stated	TOTAL
	15	1	11	3	2	.....	.....	.....	.....	.....	.....	.....	.....	.....	.....
20	.....	16	11	7	1	.....	.....	.....	.....	.....	.....	.....	.....	.....	35
25	.....	.....	10	5	1	.....	.....	.....	.....	.....	.....	.....	.....	.....	16
30	.....	.....	2	2	1	2	.....	.....	.....	.....	.....	.....	.....	.....	7
35	.....	.....	.....	.....	1	2	1	1	.....	.....	.....	.....	.....	.....	5
40	.....	.....	.....	.....	1	1	1	.....	.....	.....	.....	.....	.....	.....	3
45	.....	.....	.....	.....	.....	.....	.....	2	1	.....	.....	.....	.....	.....	3
50	.....	.....	.....	.....	.....	.....	.....	.....	1	.....	.....	.....	.....	.....	1
55	.....	.....	.....	.....	.....	.....	.....	.....	.....	.....	.....	.....	.....	.....	.....
60	.....	.....	.....	.....	.....	.....	.....	.....	.....	.....	1	.....	.....	.....	1
65	.....	.....	.....	.....	.....	.....	.....	.....	.....	.....	1	.....	.....	.....	1
70 & over	.....	.....	.....	.....	.....	.....	.....	.....	.....	.....	.....	.....	.....	.....	.....
Age not stated.	.....	1	.....	.....	.....	.....	.....	.....	.....	.....	.....	.....	.....	.....	1
TOTALS	1	28	26	16	3	5	4	3	2	2	.....	.....	.....	.....	90

Marriages by Denominations in the Town of Oshawa, 1912.

GROOMS.	BRIDES.												TOTAL BRIDES.	
	Anglican.	Presbyterian.	Methodist.	Roman Catholic.	Baptist	Congregational.	Lutheran.	Evangelical Association.	Hebrew.	Salvation Army.	Others.	No Denomination.		
Anglican .....	18	1	3											22
Presbyterian .....		2	5			1								8
Methodist.....	4	6	25		1							2		38
Roman Catholic .....				7										7
Baptist.....			1											1
Congregational .....														
Lutheran .....														
Evangelical Association .....														
Hebrew .....														
Salvation Army.....														
Others .....						1						5		6
No Denomination.....													1	1
TOTAL GROOMS .....	22	9	34	7	1	2						7	1	83

Licenses, 76.

Banns, 7.

Marriages by Ages in the Town of Oshawa, 1912.

GROOMS.

BRIDES.	AGE.	15	20	25	30	35	40	45	50	55	60	65	70 & ov'r	Not stated	TOTAL
	15 .....			12	5	1									
20 .....			17	12	5	1									35
25 .....			2	14	2	1	1								20
30 .....			2	1			1								4
35 .....					1		1								2
40 .....						1	1								2
45 .....							1		1						2
50 .....															
55 .....															
60 .....															
65 .....															
70 & over .....															
Age not stated .....															
TOTALS .....		33	32	9	3	5			1						83

Marriages by Denominations in the Town of Owen Sound, 1912.

GROOMS.	BRIDES.												TOTAL BRIDES.	
	Anglican.	Presbyterian.	Methodist.	Roman Catholic.	Baptist.	Congregational.	Lutheran.	Evangelical Association.	Hebrew.	Salvation Army.	Others.	No Denomination.		
Anglican.....	11	3	8	.....	1	.....	.....	.....	.....	.....	.....	.....	.....	23
Presbyterian.....	4	33	8	.....	1	1	.....	.....	.....	.....	.....	.....	.....	47
Methodist.....	6	15	30	.....	.....	.....	.....	.....	.....	.....	2	.....	.....	56
Roman Catholic.....	.....	.....	2	6	1	.....	.....	.....	.....	.....	.....	.....	.....	9
Baptist.....	2	2	1	.....	3	.....	.....	.....	.....	1	.....	.....	.....	9
Congregational.....	.....	.....	.....	.....	.....	.....	.....	.....	.....	.....	.....	.....	.....	.....
Lutheran.....	.....	.....	.....	.....	.....	.....	.....	.....	.....	.....	.....	.....	.....	.....
Evangelical Association.....	.....	.....	.....	.....	.....	.....	.....	.....	.....	.....	.....	.....	.....	.....
Hebrew.....	.....	.....	.....	.....	.....	.....	.....	.....	.....	.....	.....	.....	.....	.....
Salvation Army.....	.....	1	.....	.....	.....	.....	.....	.....	.....	3	.....	.....	.....	4
Others.....	.....	1	.....	1	.....	.....	.....	.....	.....	.....	5	.....	.....	7
No Denomination.....	.....	.....	.....	.....	.....	.....	.....	.....	.....	.....	.....	.....	.....	.....
TOTAL GROOMS.....	23	55	52	7	6	1	.....	.....	.....	4	7	.....	.....	155

Licenses, 149.

Banns 6.

Marriages by Ages in the Town of Owen Sound, 1912.

GROOMS.

BRIDES.	GROOMS.														TOTAL
	AGE.	15	20	25	30	35	40	45	50	55	60	65	70 & ov'r	Not stated	
15	1	34	8	1	.....	.....	.....	.....	.....	.....	.....	.....	.....	.....	44
20	1	30	19	14	1	1	.....	.....	.....	.....	.....	.....	.....	.....	66
25	.....	5	12	11	2	.....	.....	.....	.....	.....	.....	.....	.....	.....	30
30	.....	.....	3	.....	2	.....	.....	.....	.....	.....	.....	.....	.....	.....	5
35	.....	1	1	.....	3	.....	.....	.....	.....	.....	.....	.....	.....	.....	5
40	.....	.....	.....	1	.....	1	1	.....	.....	.....	.....	.....	.....	.....	3
45	.....	.....	.....	.....	.....	.....	1	.....	.....	.....	.....	.....	.....	.....	1
50	.....	.....	.....	.....	.....	.....	.....	.....	.....	.....	.....	.....	.....	.....	.....
55	.....	.....	.....	.....	.....	.....	.....	.....	.....	1	.....	.....	.....	.....	1
60	.....	.....	.....	.....	.....	.....	.....	.....	.....	.....	.....	.....	.....	.....	.....
65	.....	.....	.....	.....	.....	.....	.....	.....	.....	.....	.....	.....	.....	.....	.....
70 & over	.....	.....	.....	.....	.....	.....	.....	.....	.....	.....	.....	.....	.....	.....	.....
Age not stated.	.....	.....	.....	.....	.....	.....	.....	.....	.....	.....	.....	.....	.....	.....	.....
TOTALS.	2	70	43	27	8	2	2	.....	.....	1	.....	.....	.....	.....	155

Marriages by Denominations in the Town of Pembroke, 1912.

GROOMS.	BRIDES.												TOTAL BRIDES.	
	Anglican.	Presbyterian.	Methodist.	Roman Catholic.	Baptist.	Congregational.	Lutheran.	Evangelical Association.	Hebrew.	Salvation Army.	Others.	No Denomination.		
Anglican .....		1												1
Presbyterian .....		8	1											9
Methodist.....	2	3	4	1										10
Roman Catholic.....		4		25										29
Baptist .....		1												1
Congregational.....														
Lutheran .....			1	1				4						6
Evangelical Association.....								1	1					2
Hebrew .....										1				1
Salvation Army.....														
Others .....														
No Denomination.....														
TOTAL GROOMS ....	2	17	6	27				5	1	1				59

Licenses, 46.

Banns, 13.

Marriages by Ages in the Town of Pembroke, 1912.

GROOMS.

BRIDES.	AGE.	15	20	25	30	35	40	45	50	55	60	65	70 & ov'r	Not stated	TOTAL
	15 .....			10	2										
20 .....			12	7	7										26
25 .....			1	4	3	2	1								11
30 .....				1	2										3
35 .....				1			1		1						3
40 .....									1						1
45 .....								1		1					2
50 .....						1									1
55 .....															
60 .....															
65 .....															
70 & over .....															
Age not stated.....															
TOTALS.....			23	15	12	3	3		2	1					59

**Marriages by Denominations in the Town of Port Hope, 1912.**

GROOMS.	BRIDES.												TOTAL BRIDES.	
	Anglican.	Presbyterian.	Methodist.	Roman Catholic.	Baptist.	Congregational.	Lutheran.	Evangelical Association.	Hebrew.	Salvation Army.	Others.	No Denomination.		
Anglican .....	7	1												8
Presbyterian .....	1	1	1	1	1									5
Methodist.....			11	1	1									13
Roman Catholic .....				3										3
Baptist .....	1				2									3
Congregational .....														
Lutheran .....														
Evangelical Association .....														
Hebrew .....														
Salvation Army.....														
Others .....		1												1
No Denomination.....														
TOTAL GROOMS.....	9	3	12	5	4									33

Licenses, 33.

Banns, ..

**Marriages by Ages in the Town of Port Hope, 1912.**

GROOMS.

BRIDES.	AGE.	15	20	25	30	35	40	45	50	55	60	65	70 & over	Not stated	TOTAL
	15			4											
20	1	5	9	2											17
25		1	1	1			1								4
30					4	1									5
35															
40															
45					1										1
50											1				1
55															
60													1		1
65															
70 & over															
Age not stated															
	1	10	10	8	1	1					1		1		33

Marriages by Denominations in the Town of Sarnia, 1912.

GROOMS	BRIDES.											TOTAL BRIDES.	
	Anglican.	Presbyterian.	Methodist.	Roman Catholic.	Baptist.	Congregational.	Lutheran.	Evangelical Association.	Hebrew.	Salvation Army.	Others.		No Denomination.
Anglican .....	15	7	3	1	2	.....	.....	.....	1	1	2	.....	32
Presbyterian .....	.....	23	15	1	1	.....	.....	1	.....	.....	1	.....	41
Methodist.....	3	12	87	5	9	2	1	.....	.....	.....	1	.....	121
Roman Catholic.....	3	2	2	17	1	.....	1	.....	.....	.....	1	.....	27
Baptist .....	2	5	7	2	17	.....	1	.....	.....	.....	1	.....	35
Congregational .....	1	.....	3	1	.....	.....	.....	.....	.....	.....	1	.....	6
Lutheran .....	1	.....	5	.....	.....	.....	2	.....	.....	.....	1	.....	9
Evangelical Association .....	.....	.....	1	.....	.....	.....	.....	.....	.....	.....	.....	.....	1
Hebrew .....	.....	.....	.....	.....	.....	.....	.....	.....	1	.....	.....	.....	1
Salvation Army .....	.....	.....	.....	.....	.....	.....	.....	.....	.....	.....	.....	.....	.....
Others. ....	1	1	1	2	.....	.....	.....	.....	.....	.....	15	.....	20
No Denomination.....	.....	.....	1	.....	1	.....	.....	.....	.....	.....	2	.....	4
TOTAL GROOMS.....	26	50	125	29	31	2	5	1	2	1	25	.....	297

Licenses, 295.

Banns, 2.

Marriages by Ages in the Town of Sarnia, 1912.

GROOMS.

BRIDES.	AGE.	15	20	25	30	35	40	45	50	55	60	65	70 & over	Not stated	TOTAL.
	15	7	61	12	3	.....	.....	.....	.....	.....	.....	.....	.....	.....	.....
20	1	53	35	5	4	.....	1	.....	.....	.....	.....	.....	.....	.....	99
25	.....	8	22	12	6	3	1	.....	.....	.....	.....	.....	.....	.....	52
30	.....	.....	3	8	7	2	3	1	.....	.....	.....	.....	.....	.....	24
35	.....	.....	1	2	3	2	3	.....	.....	.....	.....	.....	.....	.....	11
40	.....	.....	.....	.....	3	3	3	1	1	1	.....	.....	.....	.....	12
45	.....	.....	.....	.....	1	4	2	.....	1	.....	.....	.....	.....	.....	8
50	.....	.....	.....	.....	.....	2	1	1	.....	1	1	.....	.....	.....	6
55	.....	.....	.....	.....	.....	.....	.....	.....	.....	.....	.....	.....	.....	.....	.....
60	.....	.....	.....	.....	.....	.....	.....	.....	.....	.....	.....	.....	.....	.....	.....
65	.....	.....	.....	.....	.....	.....	.....	1	.....	.....	.....	.....	.....	.....	1
70 & over	.....	.....	.....	.....	.....	.....	.....	.....	.....	.....	.....	.....	.....	.....	.....
Age not stated	.....	.....	1	.....	.....	.....	.....	.....	.....	.....	.....	.....	.....	.....	1
TOTALS	8	122	74	30	24	16	14	4	2	2	1	.....	.....	.....	297

Marriages by Denominations in the Town of Sault Ste. Marie, 1912.

GROOMS.	BRIDES.											TOTAL BRIDES.	
	Anglican.	Presbyterian.	Methodist.	Roman Catholic.	Baptist.	Congregational.	Lutheran.	Evangelical Association.	Hebrew.	Salvation Army.	Others.		No Denomination.
Anglican.....	30	8	3	2	2	.....	1	.....	1	.....	.....	.....	47
Presbyterian .....	6	25	6	3	3	.....	.....	.....	.....	.....	.....	.....	43
Methodist.....	5	2	30	1	2	.....	.....	.....	.....	.....	.....	.....	40
Roman Catholic.....	4	2	3	50	1	.....	.....	.....	.....	1	.....	.....	61
Baptist .....	1	1	.....	.....	1	.....	.....	.....	.....	.....	.....	.....	3
Congregational .....	.....	.....	.....	.....	.....	1	.....	.....	.....	.....	.....	.....	1
Lutheran.....	.....	.....	.....	.....	1	.....	19	.....	.....	.....	.....	.....	20
Evangelical Association .....	.....	.....	.....	.....	.....	.....	.....	.....	.....	.....	.....	.....	.....
Hebrew .....	.....	.....	.....	.....	.....	.....	.....	.....	2	.....	.....	.....	2
Salvation Army.....	.....	.....	.....	.....	.....	.....	.....	.....	.....	.....	.....	.....	.....
Others .....	.....	.....	.....	2	.....	.....	.....	.....	.....	.....	4	.....	6
No Denomination.....	.....	.....	.....	.....	.....	.....	.....	.....	.....	.....	.....	.....	.....
TOTAL GROOMS .....	46	38	42	58	10	1	20	.....	3	1	4	.....	223

Licenses, 197.

Banns 26.

Marriages by Ages in the Town of Sault Ste. Marie, 1912.

GROOMS.

BRIDES.	GROOMS.													TOTAL	
	AGE.	15	20	25	30	35	40	45	50	55	60	65	70 & ov'r		Not stated
15	3	26	10	5	1	.....	.....	.....	.....	.....	.....	.....	.....	.....	45
20	1	49	31	16	2	1	.....	.....	.....	.....	.....	.....	.....	.....	100
25	.....	2	21	11	4	1	.....	.....	.....	.....	.....	.....	.....	.....	39
30	.....	.....	2	10	5	2	.....	.....	1	.....	.....	.....	.....	.....	20
35	.....	.....	1	3	3	.....	1	2	.....	.....	.....	.....	.....	.....	10
40	.....	.....	.....	.....	1	3	1	.....	.....	.....	.....	.....	.....	.....	5
45	.....	.....	.....	.....	1	.....	.....	.....	1	.....	.....	.....	.....	.....	2
50	.....	.....	.....	.....	.....	.....	.....	1	1	.....	.....	.....	.....	.....	2
55	.....	.....	.....	.....	.....	.....	.....	.....	.....	.....	.....	.....	.....	.....	.....
60	.....	.....	.....	.....	.....	.....	.....	.....	.....	.....	.....	.....	.....	.....	.....
65	.....	.....	.....	.....	.....	.....	.....	.....	.....	.....	.....	.....	.....	.....	.....
70 & over	.....	.....	.....	.....	.....	.....	.....	.....	.....	.....	.....	.....	.....	.....	.....
Age not stated.	.....	.....	.....	.....	.....	.....	.....	.....	.....	.....	.....	.....	.....	.....	.....
TOTALS	4	77	65	45	17	7	2	3	3	.....	.....	.....	.....	.....	223



Marriages by Denominations in the Town of Smith's Falls, 1912.

GROOMS.	BRIDES.											TOTAL BRIDES.	
	Anglican.	Presbyterian.	Methodist.	Roman Catholic.	Baptist.	Congregational.	Lutheran.	Evangelical Association.	Hebrew.	Salvation Army.	Others.		No Denomination.
Anglican .....	10	3	1	1	.....	.....	.....	.....	.....	.....	.....	.....	15
Presbyterian .....	4	2	2	.....	1	.....	.....	.....	.....	.....	.....	.....	9
Methodist.....	2	2	15	2	.....	.....	.....	1	.....	.....	1	.....	23
Roman Catholic .....	1	.....	.....	12	.....	.....	.....	.....	.....	.....	.....	.....	13
Baptist .....	1	.....	1	.....	2	.....	.....	.....	.....	.....	.....	.....	4
Congregational .....	.....	.....	.....	.....	.....	.....	.....	.....	.....	.....	.....	.....	.....
Lutheran .....	.....	.....	.....	.....	.....	.....	.....	.....	.....	.....	.....	.....	.....
Evangelical Association .....	.....	.....	.....	.....	.....	.....	.....	.....	.....	.....	.....	.....	.....
Hebrew .....	.....	.....	.....	.....	.....	.....	.....	.....	.....	.....	.....	.....	.....
Salvation Army.....	.....	.....	.....	.....	.....	.....	.....	.....	.....	.....	.....	.....	.....
Others .....	.....	.....	.....	.....	.....	.....	.....	.....	.....	.....	.....	.....	.....
No Denomination.....	.....	.....	.....	.....	.....	.....	.....	.....	.....	.....	.....	.....	.....
TOTAL GROOMS .....	18	7	19	15	3	.....	.....	1	.....	.....	1	.....	64

Licenses, 53.

Banns, 11.

Marriages by Ages in the Town of Smith's Falls, 1912.

GROOMS.

BRIDES.	AGE.	15	20	25	30	35	40	45	50	55	60	65	70 & over	Not stated	TOTAL
	15	1	6	5	.....	.....	.....	.....	.....	.....	.....	.....	.....	.....	.....
20	.....	11	9	3	1	.....	.....	.....	.....	.....	.....	.....	.....	.....	24
25	.....	1	7	4	1	1	.....	.....	.....	.....	.....	.....	.....	.....	14
30	.....	1	5	2	1	.....	.....	.....	.....	.....	.....	.....	.....	.....	9
35	.....	.....	1	1	1	.....	.....	.....	.....	.....	1	.....	.....	.....	4
40	.....	.....	.....	.....	.....	.....	1	.....	.....	.....	.....	.....	.....	.....	1
45	.....	.....	.....	.....	.....	.....	.....	.....	.....	.....	.....	.....	.....	.....	.....
50	.....	.....	.....	.....	.....	.....	.....	.....	.....	.....	.....	.....	.....	.....	.....
55	.....	.....	.....	.....	.....	.....	.....	.....	.....	.....	.....	.....	.....	.....	.....
60	.....	.....	.....	.....	.....	.....	.....	.....	.....	.....	.....	.....	.....	.....	.....
65	.....	.....	.....	.....	.....	.....	.....	.....	.....	.....	.....	.....	.....	.....	.....
70 & over	.....	.....	.....	.....	.....	.....	.....	.....	.....	.....	.....	.....	.....	.....	.....
Age not stated.	.....	.....	.....	.....	.....	.....	.....	.....	.....	.....	.....	.....	.....	.....	.....
TOTALS	1	19	27	10	4	2	.....	.....	.....	.....	1	.....	.....	.....	64

Marriages by Denominations in the Town of Welland, 1912.

GROOMS.	BRIDES.											TOTAL BRIDES.	
	Anglican.	Presbyterian.	Methodist.	Roman Catholic.	Baptist.	Congregational.	Lutheran.	Avangelical Association.	Hebrew.	Salvation Army.	Others.		No Denomination.
Anglican .....	14	2	4	1	3	.....	2	.....	.....	.....	.....	.....	26
Presbyterian .....	3	5	2	1	1	.....	.....	.....	.....	.....	1	.....	13
Methodist .....	3	4	12	.....	1	.....	1	1	.....	.....	.....	.....	22
Roman Catholic .....	.....	.....	.....	36	1	.....	.....	.....	.....	.....	1	.....	38
Baptist .....	.....	1	3	.....	7	1	3	.....	.....	.....	1	.....	16
Congregational .....	.....	.....	1	.....	.....	.....	.....	.....	.....	.....	1	.....	2
Lutheran .....	2	1	.....	2	1	.....	.....	.....	.....	.....	.....	.....	6
Evangelical Association .....	.....	.....	.....	.....	.....	.....	1	.....	.....	.....	.....	.....	1
Hebrew .....	.....	.....	.....	.....	.....	.....	.....	.....	.....	.....	.....	.....	.....
Salvation Army .....	.....	.....	1	.....	.....	1	.....	.....	.....	1	.....	.....	3
Others .....	.....	.....	3	2	1	.....	.....	.....	.....	.....	10	.....	16
No Denomination .....	.....	.....	.....	.....	.....	.....	.....	.....	.....	.....	.....	1	1
TOTAL GROOMS .....	22	13	26	42	15	2	7	1	.....	1	14	1	144

Licenses, 133.


Banns, 11.

Marriages by Ages in the Town of Welland, 1912.

GROOMS.

BRIDES.	AGE	15	20	25	30	35	40	45	50	55	60	65	70 & over	Not stated	TOTAL.
	15	2	27	11	1	1	.....	.....	.....	.....	.....	.....	.....	.....	.....
20	.....	29	24	2	1	.....	.....	.....	.....	.....	.....	.....	.....	.....	56
25	1	3	8	11	1	.....	.....	.....	.....	.....	.....	.....	.....	.....	24
30	.....	1	2	4	1	.....	.....	.....	.....	.....	.....	.....	.....	.....	8
35	.....	.....	1	.....	1	1	1	.....	.....	.....	.....	.....	.....	.....	4
40	.....	.....	.....	.....	1	.....	.....	.....	2	.....	.....	.....	.....	.....	3
45	.....	.....	.....	.....	.....	.....	.....	1	.....	.....	.....	.....	.....	.....	1
50	.....	.....	.....	.....	.....	.....	.....	1	1	.....	.....	.....	.....	.....	2
55	.....	.....	.....	.....	.....	.....	.....	.....	1	.....	.....	.....	.....	.....	1
60	.....	.....	.....	.....	.....	.....	.....	.....	.....	1	1	.....	.....	.....	2
65	.....	.....	.....	.....	.....	.....	.....	.....	.....	.....	.....	.....	.....	.....	.....
70 & over	.....	.....	.....	.....	.....	.....	.....	.....	.....	.....	.....	.....	1	.....	1
Age not stated.	.....	.....	.....	.....	.....	.....	.....	.....	.....	.....	.....	.....	.....	.....	.....
TOTALS.	3	60	46	18	6	1	3	2	3	1	.....	.....	1	.....	144











DISEASES AND CAUSES OF DEATH.	Ages.													Sex.		Nativity.				Social Con.			Months.																				
	Total.													Male.		Female.		Canada.				Foreign.				Single.			Married.														
	Under 1.	1-4.	5-9.	10-14.	15-19.	20-29.	30-39.	40-49.	50-59.	60-69.	70-79.	80 and over.	Not stated.	299	267	1	345	156	66	216	228	123	49	36	47	64	57	40	41	54	50	43	37	40									
1	2	3	4	5	6	7	8	9	10	11	12	13	14	15	16	17	18	19	20	21	22	23	24	25	26	27	28	29	30	31	32	33	34	35	36	37	38	39	40				
567	110	16	6	3	3	3	3	6	11	29	40	35	51	54	116	72	8	299	267	1	345	156	66	216	228	123	49	36	47	64	57	40	41	54	50	43	37	40					
121	15	9	2	1	5	1	2	15	15	10	13	18	16	4	60	61	....	77	28	16	55	43	23	12	6	11	13	15	14	8	8	10	10	5	9	....	....	....					
6	1	1	1	1	1	1	1	1	2	2	1	1	1	1	5	1	....	5	1	....	3	1	2	1	2	1	1	1	1	1	1	1	1	1	1	1	1	1	1				
2	1	1	1	1	1	1	1	1	1	1	1	1	1	1	3	9	....	3	9	....	12	1	1	1	1	1	1	1	1	1	1	1	1	1	1	1	1	1	1				
3	1	1	1	1	1	1	1	1	1	1	1	1	1	1	2	1	....	2	1	....	3	1	1	1	1	1	1	1	1	1	1	1	1	1	1	1	1	1	1				
7	2	1	1	1	1	1	1	1	1	1	1	1	1	1	4	3	....	4	3	....	2	3	2	1	1	1	1	1	1	1	1	1	1	1	1	1	1	1	1				
1	1	1	1	1	1	1	1	1	1	1	1	1	1	1	1	1	....	1	1	....	1	1	1	1	1	1	1	1	1	1	1	1	1	1	1	1	1	1	1				
3	1	1	1	1	1	1	1	1	1	1	1	1	1	1	1	1	....	1	2	....	2	1	1	1	1	1	1	1	1	1	1	1	1	1	1	1	1	1	1				
18	2	1	1	1	1	1	1	1	1	1	1	1	1	1	1	1	....	1	1	....	1	1	1	1	1	1	1	1	1	1	1	1	1	1	1	1	1	1	1				
20	1	1	1	1	1	1	1	1	1	1	1	1	1	1	1	1	....	1	1	....	1	1	1	1	1	1	1	1	1	1	1	1	1	1	1	1	1	1	1				
24	1	1	1	1	1	1	1	1	1	1	1	1	1	1	1	1	....	1	1	....	1	1	1	1	1	1	1	1	1	1	1	1	1	1	1	1	1	1	1				
28	1	1	1	1	1	1	1	1	1	1	1	1	1	1	1	1	....	1	1	....	1	1	1	1	1	1	1	1	1	1	1	1	1	1	1	1	1	1	1				
31	1	1	1	1	1	1	1	1	1	1	1	1	1	1	1	1	....	1	1	....	1	1	1	1	1	1	1	1	1	1	1	1	1	1	1	1	1	1	1				
44	2	1	1	1	1	1	1	1	1	1	1	1	1	1	2	2	....	2	2	....	4	4	4	4	4	4	4	4	4	4	4	4	4	4	4	4	4	4	4				
34	2	1	1	1	1	1	1	1	1	1	1	1	1	1	1	1	....	1	1	....	1	1	1	1	1	1	1	1	1	1	1	1	1	1	1	1	1	1	1				
39	1	1	1	1	1	1	1	1	1	1	1	1	1	1	1	1	....	1	1	....	1	1	1	1	1	1	1	1	1	1	1	1	1	1	1	1	1	1	1				
40	1	1	1	1	1	1	1	1	1	1	1	1	1	1	1	1	....	1	1	....	1	1	1	1	1	1	1	1	1	1	1	1	1	1	1	1	1	1	1				
41	5	1	1	1	1	1	1	1	1	1	1	1	1	1	3	2	....	3	2	....	4	1	....	4	1	....	1	....	1	....	1	....	1	....	1	....	1	....					
7	1	1	1	1	1	1	1	1	1	1	1	1	1	1	5	2	....	5	2	....	4	3	1	4	2	2	1	1	1	1	1	1	1	1	1	1	1	1	1				
4	1	1	1	1	1	1	1	1	1	1	1	1	1	1	4	....	8	....	4	....	8	1	4	....	4	....	....	....	....	....	....	....	....	....	....	....	....	....	....				
13	1	1	1	1	1	1	1	1	1	1	1	1	1	1	6	7	....	6	7	....	5	6	2	9	2	1	1	1	1	1	1	1	1	1	1	1	1	1	1				
1	1	1	1	1	1	1	1	1	1	1	1	1	1	1	1	1	....	1	1	....	1	1	1	1	1	1	1	1	1	1	1	1	1	1	1	1	1	1	1				
1	1	1	1	1	1	1	1	1	1	1	1	1	1	1	1	1	....	1	1	....	1	1	1	1	1	1	1	1	1	1	1	1	1	1	1	1	1	1	1				
1	1	1	1	1	1	1	1	1	1	1	1	1	1	1	1	1	....	1	1	....	1	1	1	1	1	1	1	1	1	1	1	1	1	1	1	1	1	1	1				
1	1	1	1	1	1	1	1	1	1	1	1	1	1	1	1	1	....	1	1	....	1	1	1	1	1	1	1	1	1	1	1	1	1	1	1	1	1	1	1				
1	1	1	1	1	1	1	1	1	1	1	1	1	1	1	1	1	....	1	1	....	1	1	1	1	1	1	1	1	1	1	1	1	1	1	1	1	1	1	1				
1	1	1	1	1	1	1	1	1	1	1	1	1	1	1	1	1	....	1	1	....	1	1	1	1	1	1	1	1	1	1	1	1	1	1	1	1	1	1	1				
1	1	1	1	1	1	1	1	1	1	1	1	1	1	1	1	1	....	1	1	....	1	1	1	1	1	1	1	1	1	1	1	1	1	1	1	1	1	1	1				
1	1	1	1	1	1	1	1	1	1	1	1	1	1	1	1	1	....	1	1	....	1	1	1	1	1	1	1	1	1	1	1	1	1	1	1	1	1	1	1				
1	1	1	1	1	1	1	1	1	1	1	1	1	1	1	1	1	....	1	1	....	1	1	1	1	1	1	1	1	1	1	1	1	1	1	1	1	1	1	1				
1	1	1	1	1	1	1	1	1	1	1	1	1	1	1	1	1	....	1	1	....	1	1	1	1	1	1	1	1	1	1	1	1	1	1	1	1	1	1	1				
1	1	1	1	1	1	1	1	1	1	1	1	1	1	1	1	1	....	1	1	....	1	1	1	1	1	1	1	1	1	1	1	1	1	1	1	1	1	1	1				
1	1	1	1	1	1	1	1	1	1	1	1	1	1	1	1	1	....	1	1	....	1	1	1	1	1	1	1	1	1	1	1	1	1	1	1	1	1	1	1				
1	1	1	1	1	1	1	1	1	1	1	1	1	1	1	1	1	....	1	1	....	1	1	1	1	1	1	1	1	1	1	1	1	1	1	1	1	1	1	1				
1	1	1	1	1	1	1	1	1	1	1	1	1	1	1	1	1	....	1	1	....	1	1	1	1	1	1	1	1	1	1	1	1	1	1	1	1	1	1	1				
1	1	1	1	1	1	1	1	1	1	1	1	1	1	1	1	1	....	1	1	....	1	1	1	1	1	1	1	1	1	1	1	1	1	1	1	1	1	1	1				
1	1	1	1	1	1	1	1	1	1	1	1	1	1	1	1	1	....	1	1	....	1	1	1	1	1	1	1	1	1	1	1	1	1	1	1	1	1	1	1				
1	1	1	1	1	1	1	1	1	1	1	1	1	1	1	1	1	....	1	1	....	1	1	1	1	1	1	1	1	1	1	1	1	1	1	1	1	1	1	1				
1	1	1	1	1	1	1	1	1	1	1	1	1	1	1	1	1	....	1	1	....	1	1	1	1	1	1	1	1	1	1	1	1	1	1	1	1	1	1	1				
1	1	1	1	1	1	1	1	1	1	1	1	1	1	1	1	1	....	1	1	....	1</																						





















Table with multiple columns containing medical statistics for various diseases, organized into sections V, VI, and VII. Each row lists a disease name and corresponding numerical data points.

90. Chronic bronchitis
91. Broncho-pneumonia
92. Pneumonia
93. Pleurisy
94. Pulmonary congestion, pulmonary apoplexy
95. Gangrene of the lung
96. Asthma
97. Other diseases of the respiratory system (tuber- culosis excepted)

V.—DISEASES OF THE DIGESTIVE SYSTEM.
99. Diseases of the mouth and adnexa
100. Diseases of the pharynx
101. Diseases of the oesophagus
102. Ulcer of the stomach
103. Other diseases of the stomach (cancer excepted)
104. Diarrhoea and enteritis (under 2 years)
105. Dysentery and enteritis (2 years and over)
106. App. endicitis and typhlitis
107. Hernias, intestinal obstructions
108. Diseases of the intestines
109. Acute yellow atrophy of the liver
110. Cirrhosis of the liver
111. Biliary calculi
112. Gallstones
113. Other diseases of the liver
114. Diseases of the spleen
115. Simple peritonitis (non-puerperal)

VI.—NON-VENEREAL DISEASES OF THE GENITO- URINARY SYSTEM AND ADNEXA.
119. Acute nephritis
120. Bright's disease
121. Other diseases of the kidneys and adnexa
122. Calculi of the urinary passages
123. Diseases of the bladder
124. Diseases of the prostate
125. Uterine hemorrhage (non-puerperal)
126. Cysts and other tumors of the ovary

VII.—THE PUERPERAL STATE.
154. Accidents of pregnancy
155. Puerperal hemorrhage
156. Other accidents of labor
157. Puerperal septicaemia
158. Puerperal albuminuria and convulsions
159. Following childbirth (not otherwise defined)















































CAUSES OF DEATH IN THE COUNTY OF HALDIMAND, 1912.

OFFICIAL ENGLISH TRANSLATION.  
DISEASES AND CAUSES OF DEATH.

Number of Columns.

	Total.	Ages.											Sex.		Nativity.			Social Con.		Months.																								
													Male.	Female.	Canada.	Foreign.	Not stated.	Single.	Married.	Not stated.	January.	February.	March.	April.	May.	June.	July.	August.	September.	October.	November.	December.												
		0-1.	1-2.	2-3.	3-4.	4-5.	5-9.	10-14.	15-19.	20-29.	30-39.	40-49.	50-59.	60-69.	70-79.	80 and over.	Not stated.	Male.	Female.	Canada.	Foreign.	Not stated.	Single.	Married.	Not stated.	January.	February.	March.	April.	May.	June.	July.	August.	September.	October.	November.	December.							
1	1																																											
2	3																																											
3	5																																											
4	2																																											
5	1																																											
6	10																																											
7	2																																											
8	10																																											
9	2																																											
10	8																																											
11	1																																											
12	3																																											
13	2																																											
14	1																																											
15	1																																											
16	3																																											
17	1																																											
18	1																																											
19	1																																											
20	1																																											
21	3																																											
22	1																																											
23	1																																											
24	1																																											
25	1																																											
26	1																																											
27	1																																											
28	1																																											
29	1																																											
30	2																																											
31	8																																											
32	3																																											
33	1																																											
34	3																																											
35	1																																											
36	1																																											
37	1																																											
38	2																																											
39	1																																											
40	1																																											
41	1																																											
42	1																																											
43	3																																											
44	1																																											
45	4																																											
46	1																																											
47	3																																											
48	3																																											
49	1																																											
50	1																																											
51	1																																											
52	1																																											
53	1																																											
54	4																																											
<b>Grand Total</b>		229															8	124	105	150	39	40	79	126	24	39	13	22	15	18	16	12	14	13	19	18								
<b>Group Total</b>		67	10	2	1	3	1	4	3	8	7	9	16	1	2	38	29	8	48	7	12	31	25	11	11	5	7	6	9	8	2	2	5	1	4									
		I.—GENERAL DISEASES.																																										





IX.—DISEASES OF THE BONES AND OF THE ORGANS OF LOCOMOTION.									
<b>Group Total</b> . . . . .									
146. Diseases of the bones (tuberculosis excepted) . . . . .									
<b>Group Total</b> . . . . .									
XI.—DISEASES OF EARLY INFANCY.									
<b>Group Total</b> . . . . .									
151. Congenital debility, icterus and sclerema . . . . .									
152. Other diseases peculiar to early infancy . . . . .									
154. . . . .									
<b>Group Total</b> . . . . .									
XIII.—AFFECTIONS PRODUCED BY EXTERNAL CAUSES.									
<b>Group Total</b> . . . . .									
158. Suicide by drowning . . . . .									
164. Poisoning by food . . . . .									
165. Other acute poisonings . . . . .									
168. Absorption of deleterious gases (conflagration excepted) . . . . .									
169. Accidental drowning . . . . .									
174. Traumatism by machines . . . . .									
175. Traumatism by other crushing (vehicles, rail-road, landslides, etc.) . . . . .									
184. Homicide by other means . . . . .									
185. Fractures (cause not specified) . . . . .									
186. Other external violence . . . . .									
<b>Group Total</b> . . . . .									
XIV.—ILL-DEFINED DISEASES.									
<b>Group Total</b> . . . . .									
188. Sudden death . . . . .									
189. Cause of death not specified or ill-defined . . . . .									
<b>Group Total</b> . . . . .									
<b>Group Total</b> . . . . .									
Not included in totals . . . . .									









































KENT—Concluded.

	1	2	3	4	5	6	7	8	9	10	11	12	13	14	15	16	17	18	19	20	21	22	23	24	25	26	27	28	29	30	31	32	33	34	35	36	37	38	
Number of Column.																																							
VII.—THE PUERPERAL STATE.																																							
<b>Group Total</b> .....	3							1		2								3			3																		
134. Accidents of pregnancy .....	1																																						
136. Other accidents of labor .....	1																																						
139. Puerperal pneumonia alba dolens, embolus sudden death .....	1																																						
VIII.—DISEASES OF THE SKIN AND OF THE CELLULAR TISSUE.																																							
<b>Group Total</b> .....	5												1	3	1		2	3			2	1	2	1	4														
142. Gangrene .....	4																																						
145. Other diseases of the skin and adnexa .....	1																																						
X.—MALFORMATIONS.																																							
<b>Group Total</b> .....	4																																						
150. Congenital malformations (still-births not included) .....	4																																						
XI.—DISEASES OF EARLY INFANCY.																																							
<b>Group Total</b> .....	47	47																			47																		
151. Congenital debility, icterus and sclerema .....	47	47																			47																		
154. XII.—OLD AGE.																																							
<b>Group Total</b> .....	84															38	56	45	39		47	27	10	10	70	4	7	14	9	7	5	5	7	6	7	4	6		
XIII.—AFFECTIONS PRODUCED BY EXTERNAL CAUSES.																																							
<b>Group Total</b> .....	35							1	5	4	1	6	1	6	2	4	4	23	12		35	5	5	17	18														
157. Suicide by hanging or strangulation .....	1																																						
159. Suicide by firearms .....	2																																						
167. Burns (condensation excepted) .....	2																																						
168. Absorption of deleterious gases (condensation excepted) .....	2																																						
169. Accidental drowning .....	2																																						
172. Traumatism by fall .....	3																																						
175. Traumatism by other crushing (vehicles, rail-roads, animals, etc.) .....	9																																						
176. Injuries by animals .....	1																																						
179. Effects of heat .....	4																																						
185. Fractures (cause not specified) .....	4																																						
186. Other external violence .....	5																																						
XIV.—ILL-DEFINED DISEASES.																																							
<b>Group Total</b> .....	2																																						
189. Cause of death not specified or ill-defined .....	2																																						
Still-Births.																																							
<b>Group Total</b> .....	36																																						
Not included in totals .....																																							

Not included in totals







LAMBTON—Concluded.

		1	2	3	4	5	6	7	8	9	10	11	12	13	14	15	16	17	18	19	20	21	22	23	24	25	26	27	28	29	30	31	32	33	34	35	36	37	38						
XIII.—AFFECTIONS PRODUCED BY EXTERNAL CAUSES.																																													
Number of Column.																																													
<b>Group Total</b> .....		33	.....	2	.....	1	.....	1	.....	5	5	6	5	3	4	2	1	29	4	.....	20	10	3	9	19	5	2	4	1	3	1	1	5	3	3	6	1	3							
157.	Suicide by hanging or strangulation .....	1	.....	1	.....	1	.....	1	.....	1	.....	1	.....	1	.....	1	.....	1	.....	1	.....	1	.....	1	.....	1	.....	1	.....	1	.....	1	.....	1	.....	1	.....	1	.....	1	.....				
165.	Other acute poisonings .....	2	.....	1	.....	1	.....	1	.....	1	.....	1	.....	1	.....	1	.....	1	.....	1	.....	1	.....	1	.....	1	.....	1	.....	1	.....	1	.....	1	.....	1	.....	1	.....	1	.....	1	.....		
167.	Burns (conflagration excepted) .....	4	.....	1	.....	1	.....	1	.....	1	.....	1	.....	1	.....	1	.....	3	1	.....	3	.....	3	.....	1	.....	1	.....	1	.....	1	.....	1	.....	1	.....	1	.....	1	.....	1	.....	1	.....	
168.	Absorption of deleterious gases (conflagration excepted) .....	2	.....	1	.....	1	.....	1	.....	1	.....	1	.....	1	.....	1	.....	1	.....	2	.....	1	.....	1	.....	1	.....	1	.....	1	.....	1	.....	1	.....	1	.....	1	.....	1	.....	1	.....	1	.....
169.	Accidental drowning .....	3	.....	1	.....	1	.....	1	.....	1	.....	1	.....	1	.....	1	.....	1	.....	3	.....	2	.....	1	.....	1	.....	2	.....	1	.....	1	.....	1	.....	1	.....	1	.....	1	.....	1	.....	1	.....
170.	Traumatism by firearms .....	1	.....	1	.....	1	.....	1	.....	1	.....	1	.....	1	.....	1	.....	1	.....	1	.....	1	.....	1	.....	1	.....	1	.....	1	.....	1	.....	1	.....	1	.....	1	.....	1	.....	1	.....	1	.....
175.	Traumatism by other crushing (vehicles, rail-road, landslides etc.) .....	7	.....	1	.....	2	.....	1	.....	2	.....	1	.....	2	.....	1	.....	2	.....	7	.....	4	.....	3	.....	2	.....	5	.....	1	.....	2	.....	1	.....	1	.....	1	.....	1	.....	1	.....	1	.....
176.	Injuries by animals .....	2	.....	1	.....	1	.....	1	.....	1	.....	1	.....	1	.....	1	.....	1	.....	2	.....	1	.....	1	.....	1	.....	2	.....	1	.....	1	.....	1	.....	1	.....	1	.....	1	.....	1	.....	1	.....
178.	Excessive cold .....	1	.....	1	.....	1	.....	1	.....	1	.....	1	.....	1	.....	1	.....	1	.....	1	.....	1	.....	1	.....	1	.....	1	.....	1	.....	1	.....	1	.....	1	.....	1	.....	1	.....	1	.....	1	.....
181.	Electricity (lightning excepted) .....	2	.....	1	.....	1	.....	1	.....	1	.....	1	.....	1	.....	1	.....	1	.....	2	.....	2	.....	1	.....	2	.....	2	.....	1	.....	1	.....	1	.....	1	.....	1	.....	1	.....	1	.....	1	.....
185.	Fractures (cause not specified) .....	5	.....	2	.....	1	.....	2	.....	1	.....	2	.....	1	.....	2	.....	1	.....	3	.....	2	.....	4	.....	1	.....	4	.....	2	.....	1	.....	1	.....	1	.....	1	.....	1	.....	1	.....	1	.....
186.	Other external violence .....	3	.....	1	.....	1	.....	1	.....	1	.....	1	.....	1	.....	1	.....	1	.....	3	.....	2	.....	1	.....	1	.....	2	.....	1	.....	1	.....	1	.....	1	.....	1	.....	1	.....	1	.....	1	.....
XIV.—ILL-DEFINED DISEASES.																																													
<b>Group Total</b> .....		8	.....	1	.....	1	.....	1	.....	1	.....	3	.....	3	.....	4	.....	4	.....	4	.....	4	.....	3	.....	1	.....	2	.....	6	.....	3	.....	1	.....	1	.....	1	.....	1	.....	1	.....	1	.....
189. Cause of death not specified or ill-defined .....		8	.....	1	.....	1	.....	1	.....	1	.....	3	.....	3	.....	4	.....	4	.....	4	.....	4	.....	3	.....	1	.....	2	.....	6	.....	3	.....	1	.....	1	.....	1	.....	1	.....	1	.....	1	.....
Not included in totals .....		35	.....	35	.....	26	.....	9	.....	35	.....	35	.....	35	.....	35	.....	35	.....	35	.....	35	.....	35	.....	35	.....	35	.....	35	.....	35	.....	35	.....	35	.....	35	.....	35	.....	35	.....	35	.....
STILL-BIRTHS.																																													











II.—DISEASES OF THE NERVOUS SYSTEM AND OF THE ORGANS OF SPECIAL SENSE.

Group Total	98	12	1	1	1	1	10	5	13	10	9	22	11	2	57	41	4	1	72	15	11	41	50	7	5	13	11	4	8	8	11	2	13	8	4	11
61. Simple meningitis	5	2	1	1	1	1	1	1	1	1	1	1	1	1	1	4	1	4	1	4	1	3	2	1	1	1	1	1	1	1	1	1	1	1	1	1
62. Locomotor ataxia	2	1	1	1	1	1	1	1	1	1	1	1	1	1	1	1	1	1	1	1	1	1	1	1	1	1	1	1	1	1	1	1	1	1	1	1
63. Other diseases of the spinal cord	32	1	1	1	1	1	1	1	1	1	1	1	1	1	1	1	1	1	1	1	1	1	1	1	1	1	1	1	1	1	1	1	1	1	1	1
64. Cerebral hemorrhage, apoplexy	32	1	1	1	1	1	1	1	1	1	1	1	1	1	1	1	1	1	1	1	1	1	1	1	1	1	1	1	1	1	1	1	1	1	1	1
65. Softening of the brain	15	1	1	1	1	1	1	1	1	1	1	1	1	1	1	1	1	1	1	1	1	1	1	1	1	1	1	1	1	1	1	1	1	1	1	1
66. Paralysis without specified cause	68	4	1	1	1	1	1	1	1	1	1	1	1	1	1	1	1	1	1	1	1	1	1	1	1	1	1	1	1	1	1	1	1	1	1	1
67. Other forms of mental alienation	8	1	1	1	1	1	1	1	1	1	1	1	1	1	1	1	1	1	1	1	1	1	1	1	1	1	1	1	1	1	1	1	1	1	1	1
68. Epilepsy	70	4	1	1	1	1	1	1	1	1	1	1	1	1	1	1	1	1	1	1	1	1	1	1	1	1	1	1	1	1	1	1	1	1	1	1
69. Convulsions (non-puerperal)	70	4	1	1	1	1	1	1	1	1	1	1	1	1	1	1	1	1	1	1	1	1	1	1	1	1	1	1	1	1	1	1	1	1	1	1
70. Convulsions of infants	71	1	1	1	1	1	1	1	1	1	1	1	1	1	1	1	1	1	1	1	1	1	1	1	1	1	1	1	1	1	1	1	1	1	1	1
71. Chorea	72	1	1	1	1	1	1	1	1	1	1	1	1	1	1	1	1	1	1	1	1	1	1	1	1	1	1	1	1	1	1	1	1	1	1	1
72. Neuragia and neuritis	73	1	1	1	1	1	1	1	1	1	1	1	1	1	1	1	1	1	1	1	1	1	1	1	1	1	1	1	1	1	1	1	1	1	1	1
73. Other diseases of the nervous system	15	1	1	1	1	1	1	1	1	1	1	1	1	1	1	1	1	1	1	1	1	1	1	1	1	1	1	1	1	1	1	1	1	1	1	1
74. Diseases of the ears	2	1	1	1	1	1	1	1	1	1	1	1	1	1	1	1	1	1	1	1	1	1	1	1	1	1	1	1	1	1	1	1	1	1	1	1

III.—DISEASES OF THE CIRCULATORY SYSTEM.

Group Total	163	5	90	4	3	1	4	15	11	30	66	20	4	91	73	5	97	35	31	26	113	24	20	19	12	11	20	12	11	5	8	14	14	17		
78. Acute endocarditis	5	1	1	1	1	1	1	1	1	1	1	1	1	1	1	1	1	1	1	1	1	1	1	1	1	1	1	1	1	1	1	1	1	1	1	
79. Organic diseases of the heart	90	1	1	1	1	1	1	1	1	1	1	1	1	1	1	1	1	1	1	1	1	1	1	1	1	1	1	1	1	1	1	1	1	1	1	
80. Angina pectoris	4	1	1	1	1	1	1	1	1	1	1	1	1	1	1	1	1	1	1	1	1	1	1	1	1	1	1	1	1	1	1	1	1	1	1	1
81. Diseases of the arteries, atheroma, aneurysm, etc.	30	1	1	1	1	1	1	1	1	1	1	1	1	1	1	1	1	1	1	1	1	1	1	1	1	1	1	1	1	1	1	1	1	1	1	1
82. Embolism and thrombosis	6	1	1	1	1	1	1	1	1	1	1	1	1	1	1	1	1	1	1	1	1	1	1	1	1	1	1	1	1	1	1	1	1	1	1	1
83. Hemorrhage; other diseases of the circulatory system	1	1	1	1	1	1	1	1	1	1	1	1	1	1	1	1	1	1	1	1	1	1	1	1	1	1	1	1	1	1	1	1	1	1	1	1

IV.—DISEASES OF THE RESPIRATORY SYSTEM.

Group Total	85	11	1	1	1	1	2	5	4	14	20	8	2	54	31	3	65	9	11	28	48	9	45	10	9	11	8	11	5	3	1 <th>4</th> <th>11</th> <th>8</th>	4	11	8		
89. Acute bronchitis	3	2	1	1	1	1	1	1	1	1	1	1	1	1	1	1	1	1	1	1	1	1	1	1	1	1	1	1	1	1	1	1	1	1	1	
90. Chronic bronchitis	11	1	1	1	1	1	1	1	1	1	1	1	1	1	1	1	1	1	1	1	1	1	1	1	1	1	1	1	1	1	1	1	1	1	1	
91. Broncho-pneumonia	8	1	1	1	1	1	1	1	1	1	1	1	1	1	1	1	1	1	1	1	1	1	1	1	1	1	1	1	1	1	1	1	1	1	1	
92. Pneumonia	47	8	1	1	1	1	1	1	1	1	1	1	1	1	1	1	1	1	1	1	1	1	1	1	1	1	1	1	1	1	1	1	1	1	1	1
93. Pleurisy	6	1	1	1	1	1	1	1	1	1	1	1	1	1	1	1	1	1	1	1	1	1	1	1	1	1	1	1	1	1	1	1	1	1	1	1
94. Pulmonary congestion, pulmonary apoplexy	1	1	1	1	1	1	1	1	1	1	1	1	1	1	1	1	1	1	1	1	1	1	1	1	1	1	1	1	1	1	1	1	1	1	1	1
95. Asthma	8	1	1	1	1	1	1	1	1	1	1	1	1	1	1	1	1	1	1	1	1	1	1	1	1	1	1	1	1	1	1	1	1	1	1	1
96. Other diseases of the respiratory system (tuberculosis excepted)	1	1	1	1	1	1	1	1	1	1	1	1	1	1	1	1	1	1	1	1	1	1	1	1	1	1	1	1	1	1	1	1	1	1	1	1

V.—DISEASES OF THE DIGESTIVE SYSTEM.

Group Total	59	12	3	1	2	3	2	6	6	18	2	1	27	32	49	6	4	28	27	4	6	5	7	4	4	6	3	5	7	4	1				
100. Diseases of the pharynx	1	1	1	1	1	1	1	1	1	1	1	1	1	1	1	1	1	1	1	1	1	1	1	1	1	1	1	1	1	1	1	1	1	1	1
102. Ulcer of the stomach	3	1	1	1	1	1	1	1	1	1	1	1	1	1	1	1	1	1	1	1	1	1	1	1	1	1	1	1	1	1	1	1	1	1	1
103. Other diseases of the stomach (cancer excepted)	6	1	1	1	1	1	1	1	1	1	1	1	1	1	1	1	1	1	1	1	1	1	1	1	1	1	1	1	1	1	1	1	1	1	1
104. Diarrhea and enteritis (under 2 years)	13	10	3	1	2	3	2	6	6	18	2	1	4	7	6	13	2	13	13	2	4	6	3	5	7	4	6	3	5	7	4	1	1	2	3



















CAUSES OF DEATH IN THE COUNTY OF MANITOULIN, 1912.

OFFICIAL ENGLISH TRANSLATION. DISEASES AND CAUSES OF DEATH.	Total.	Ages.													Sex.		Nativity.		Social Con.			Months.																	
		Under 1.													Male.	Female.	Canada.	Foreign.	Not stated.	Single.	Married.	Not stated.	January.	February.	March.	April.	May.	June.	July.	August.	September.	October.	November.	December.					
		0-1	1	2	3	4	5	6	7	8	9	10	11	12	13	14	15	16	17	18	19	20	21	22	23	24	25	26	27	28	29	30	31	32	33	34	35	36	37
Number of Column.	1																																						
<b>Grand Total</b> .....	69																																						
<b>I.—GENERAL DISEASES.</b>																																							
<b>Group Total</b> .....	13																																						
20. Purulent infection and septicaemia .....	1																																						
26. Tuberculosis of the lungs .....	7																																						
26. Rickets .....	1																																						
40. Cancer and other malignant tumors of the stomach, liver, .....	1																																						
48. Chronic rheumatism and gout .....	1																																						
50. Diabetes .....	2																																						
<b>II.—DISEASES OF THE NERVOUS SYSTEM AND OF THE ORGANS OF SPECIAL SENSE.</b>																																							
<b>Group Total</b> .....	4																																						
64. Cerebral hemorrhage, apoplexy .....	2																																						
66. Paralysis without specified cause .....	1																																						
71. Convulsions of infants .....	1																																						
<b>III.—DISEASES OF THE CIRCULATORY SYSTEM.</b>																																							
<b>Group Total</b> .....	2																																						
79. Organic diseases of the heart .....	2																																						
<b>IV.—DISEASES OF THE RESPIRATORY SYSTEM.</b>																																							
<b>Group Total</b> .....	3																																						
89. Acute bronchitis .....	1																																						
91. Broncho-pneumonia .....	2																																						
<b>V.—DISEASES OF THE DIGESTIVE SYSTEM.</b>																																							
<b>Group Total</b> .....	1																																						
103. Other diseases of the stomach (cancer excepted) .....	1																																						
115. Other diseases of the liver .....	1																																						















III.—DISEASES OF THE CIRCULATORY SYSTEM.

<b>Group Total</b> . . . . .	15	5	2	1	1	1	1	3	5	2	2	6	9	5	7	8	4	10	1	1	1	1	1	2	3	1	3	2	
79. Organic diseases of the heart . . . . .	10					1	1	2	3	1	2	5	5	1	5	5	4	6	1	1	1	1	2	3	1	1	2	2	
80. Angina pectoris . . . . .	2							1	1	1	1	1	1	1	1	1	1	1	1	1	1	1	1	1	1	1	1	1	1
81. Diseases of the arteries, atheroma, aneurysm, etc.	1							1	1	1	1	1	2	2	1	1	1	2	1	1	1	1	1	1	1	1	1	1	1
85. Hemorrhage; other diseases of the circulatory system . . . . .	1							1	1	1	1	1	1	1	1	1	1	1	1	1	1	1	1	1	1	1	1	1	1

IV.—DISEASES OF THE RESPIRATORY SYSTEM.

<b>Group Total</b> . . . . .	15	5	2	1	1	1	1	5	2	3	12	3	12	1	1	2	2	8	7	1	2	1	2	1	2	3	1	2	
89. Acute bronchitis . . . . .	1							1	1	1	1	1	1	1	1	1	1	1	1	1	1	1	1	1	1	1	1	1	1
90. Chronic bronchitis . . . . .	3							3	1	1	1	1	8	3	2	1	1	3	3	1	1	1	1	1	1	1	1	1	1
91. Broncho-pneumonia . . . . .	4							1	1	1	1	1	3	2	3	1	1	2	1	1	1	1	1	2	1	1	1	1	
92. Pneumonia . . . . .	4							2	1	1	1	2	2	1	1	1	1	2	2	1	1	1	1	1	1	1	1	1	
93. Pleurisy . . . . .	2							2	1	1	1	1	1	1	1	1	1	1	1	1	1	1	1	1	1	1	1	1	
94. Pulmonary congestion, pulmonary apoplexy . . . . .	1							1	1	1	1	1	1	1	1	1	1	1	1	1	1	1	1	1	1	1	1	1	
96. Asthma . . . . .	1							1	1	1	1	1	1	1	1	1	1	1	1	1	1	1	1	1	1	1	1	1	

V.—DISEASES OF THE DIGESTIVE SYSTEM.

<b>Group Total</b> . . . . .	7	2	1	1	1	1	1	1	1	4	8	4	8	4	3	3	4	3	2	2	1	2	1	2	1	2	1	1
103. Other diseases of the stomach (cancer excepted).	2							1	1	1	1	1	1	1	1	1	1	1	1	1	1	1	1	1	1	1	1	1
104. Diarrhoea and enteritis (under 2 years) . . . . .	1							1	1	1	1	1	1	1	1	1	1	1	1	1	1	1	1	1	1	1	1	1
108. Appendicitis and typhlitis . . . . .	2							1	1	1	1	2	1	1	1	1	1	1	1	1	1	1	1	1	1	1	1	1
110. Diseases of the intestines . . . . .	2							1	1	1	1	1	1	1	1	1	1	1	1	1	1	1	1	1	1	1	1	1

VI.—NON-VENEREAL DISEASES OF THE GENITO-URINARY SYSTEM AND ADNEXA.

<b>Group Total</b> . . . . .	11	1	1	1	1	1	1	2	1	3	3	7	4	6	4	1	8	7	1	1	2	1	2	1	2	1	2	1
119. Acute nephritis . . . . .	1							1	1	1	1	1	1	1	1	1	1	1	1	1	1	1	1	1	1	1	1	1
120. Bright's disease . . . . .	8							2	3	4	4	4	4	4	4	4	1	6	1	1	2	1	1	1	1	1	1	2
122. Other diseases of the kidneys and adnexa . . . . .	1							1	1	1	1	1	1	1	1	1	1	1	1	1	1	1	1	1	1	1	1	1
126. Diseases of the prostate . . . . .	1							1	1	1	1	1	1	1	1	1	1	1	1	1	1	1	1	1	1	1	1	1

VII.—THE PUERPERAL STATE.

<b>Group Total</b> . . . . .	3	1	1	1	1	1	1	1	1	1	3	1	3	2	2	1	1	2	1	1	1	1	1	1	1	1	1	1
137. Puerperal septicemia . . . . .	2							1	1	1	1	2	2	1	1	1	2	1	1	1	1	1	1	1	1	1	1	1
138. Puerperal albuminuria and convulsions . . . . .	1							1	1	1	1	1	1	1	1	1	1	1	1	1	1	1	1	1	1	1	1	1

X.—MALFORMATIONS.

<b>Group Total</b> . . . . .	1	1	1	1	1	1	1	1	1	1	1	1	1	1	1	1	1	1	1	1	1	1	1	1	1	1	1	1
150. Congenital malformations (still-births not included)	1							1	1	1	1	1	1	1	1	1	1	1	1	1	1	1	1	1	1	1	1	1















NORFOLK—Concluded.

1	2	3	4	5	6	7	8	9	10	11	12	13	14	15	16	17	18	19	20	21	22	23	24	25	26	27	28	29	30	31	32	33	34	35	36	37	38
<b>Number of Column.</b>																																					
<b>VII.—THE PUERPERAL STATE.</b>																																					
<b>Group Total</b> .....																																					
137. Puerperal septicæmia .....																																					
VIII.—DISEASES OF THE SKIN AND OF THE CELLULAR TISSUE.																																					
<b>Group Total</b> .....																																					
142. Gangrene .....																																					
143. Furuncle .....																																					
144. Acute abscess .....																																					
X.—MALFORMATIONS.																																					
<b>Group Total</b> .....																																					
150. Congenital malformations (still-births not included) .....																																					
XI.—DISEASES OF EARLY INFANCY.																																					
<b>Group Total</b> .....																																					
151. Congenital debility, icterus and sclerema .....																																					
152. Other diseases peculiar to early infancy .....																																					
154. XII.—OLD AGE.																																					
<b>Group Total</b> .....																																					
XIII.—AFFECTIONS PRODUCED BY EXTERNAL CAUSES.																																					
<b>Group Total</b> .....																																					
155. Suicide by poison .....																																					
156. Burns (conflagration excepted) .....																																					
157. Burns (conflagration excepted) .....																																					
158. Absorption of deleterious gases (conflagration excepted) .....																																					
159. Accidents (drowning .....																																					
175. Traumaism by other crushing (vehicles, railroad, landslides, etc.) .....																																					
178. Excessive cold .....																																					
XIV.—ILL-DEFINED DISEASES.																																					
<b>Group Total</b> .....																																					
189. Cause of death not specified or ill-defined .....																																					
Not included in totals .....																																					



NORTHUMBERLAND AND DURHAM—Continued.

1	2	3	4	5	6	7	8	9	10	11	12	13	14	15	16	17	18	19	20	21	22	23	24	25	26	27	28	29	30	31	32	33	34	35	36	37	38					
	1																																									
<b>89</b>	11	2	1				2	1	1	2	4	11	24	13	9	7	40	49							9	12	9	11	4	5	7	6	8	3	7	10	7					
6	1										2	2				3	4			4	2																					
36	2										5	17	9	9	18																											
4											3																															
15											2	1	7	4	7																											
67																																										
1																																										
11	9	1																																								
72	1																																									
2																																										
74																																										
4																																										
76	1																																									

	100																																														
	1																																														
	67																																														
	30																																														
	1																																														
	1																																														

	49	9	3																																														
	2	1	1																																														
	5																																																
	3	1																																															
	33	7																																															
	6																																																
	6																																																

	40	15	4																																													
	1																																															
	2																																															

II.—DISEASES OF THE NERVOUS SYSTEM AND OF THE ORGANS OF SPECIAL SENSE.

- 61. Simple meningitis . . . . .
- 63. Other diseases of the spinal cord . . . . .
- 64. Cerebral hemorrhage, apoplexy . . . . .
- 65. Softening of the brain . . . . .
- 66. Paralysis without specified cause . . . . .
- 67. General paralysis of the insane . . . . .
- 68. Other forms of mental alienation . . . . .
- 69. Epilepsy . . . . .
- 71. Convulsions of infants . . . . .
- 72. Chorea . . . . .
- 73. Neuralgia and neuritis . . . . .
- 74. Other diseases of the nervous system . . . . .
- 76. Diseases of the ears . . . . .

III.—DISEASES OF THE CIRCULATORY SYSTEM.

- 78. Acute endocarditis . . . . .
- 79. Organic diseases of the heart . . . . .
- 81. Diseases of the arteries, atheroma, aneurysm, etc. . . . .
- 83. Diseases of the veins, varices, hemorrhoids, phlebitis, etc.) . . . . .
- 85. Hemorrhage; other diseases of the circulatory system . . . . .

IV.—DISEASES OF THE RESPIRATORY SYSTEM.

- 89. Acute bronchitis . . . . .
- 90. Chronic bronchitis . . . . .
- 91. Broncho-pneumonia . . . . .
- 92. Pneumonia . . . . .
- 93. Pleurisy . . . . .
- 96. Asthma . . . . .

V.—DISEASES OF THE DIGESTIVE SYSTEM.

- 100. Diseases of the pharynx . . . . .
- 102. Ulcer of the stomach . . . . .
- 103. Other diseases of the stomach (cancer excepted) . . . . .











VII.—THE PUERPERAL STATE.												
Group Total	0	1	2	3	4	5	6	7	8	9	10	11
184. Accidents of pregnancy	1	1	1	1	1	1	1	1	1	1	1	1
185. Puerperal hæmorrhage	1	1	1	1	1	1	1	1	1	1	1	1
186. Other accidents of labor	2	2	2	2	2	2	2	2	2	2	2	2
187. Puerperal septicæmia	3	3	3	3	3	3	3	3	3	3	3	3
188. Puerperal albuminuria and convulsions	2	2	2	2	2	2	2	2	2	2	2	2
X.—MALFORMATIONS.												
Group Total	3	3	3	3	3	3	3	3	3	3	3	3
150. Congenital malformations (still-births not included)	3	3	3	3	3	3	3	3	3	3	3	3
XI.—DISEASES OF EARLY INFANCY.												
Group Total	53	53	53	53	53	53	53	53	53	53	53	53
151. Congenital debility, icterus, and sclerema	48	48	48	48	48	48	48	48	48	48	48	48
152. Other diseases peculiar to early infancy	4	4	4	4	4	4	4	4	4	4	4	4
153. Lack of care	1	1	1	1	1	1	1	1	1	1	1	1
XII.—OLD AGE.												
Group Total	70	70	70	70	70	70	70	70	70	70	70	70
XIII.—AFFECTIONS PRODUCED BY EXTERNAL CAUSES.												
Group Total	27	27	27	27	27	27	27	27	27	27	27	27
155. Suicide by poison	1	1	1	1	1	1	1	1	1	1	1	1
156. Suicide by hanging or strangulation	1	1	1	1	1	1	1	1	1	1	1	1
157. Other acute poisonings	2	2	2	2	2	2	2	2	2	2	2	2
165. Burns (conflagration excepted)	3	3	3	3	3	3	3	3	3	3	3	3
167. Absorption of deleterious gases (conflagration excepted)	3	3	3	3	3	3	3	3	3	3	3	3
168. Accidental drowning	3	3	3	3	3	3	3	3	3	3	3	3
169. Traumatism by firearms	3	3	3	3	3	3	3	3	3	3	3	3
170. Traumatism by fall	3	3	3	3	3	3	3	3	3	3	3	3
175. Traumatism by other crushing (vehicles, rail road landslides, etc.)	3	3	3	3	3	3	3	3	3	3	3	3
176. Injuries by animals	1	1	1	1	1	1	1	1	1	1	1	1
180. Lightning	1	1	1	1	1	1	1	1	1	1	1	1
184. Homicide by other means	1	1	1	1	1	1	1	1	1	1	1	1
185. Fractures (causes not specified)	4	4	4	4	4	4	4	4	4	4	4	4
186. Other external violence	1	1	1	1	1	1	1	1	1	1	1	1
XIV.—ILL-DEFINED DISEASES.												
Group Total	5	5	5	5	5	5	5	5	5	5	5	5
189. Cause of death not specified or ill-defined	5	5	5	5	5	5	5	5	5	5	5	5
Not included in totals	47	47	47	47	47	47	47	47	47	47	47	47

STILL-BIRTHS.



II.—DISEASES OF THE NERVOUS SYSTEM AND OF THE ORGANS OF SPECIAL SENSE.

77	8	1	1	2	2	3	4	4	7	9	12	10	8	2	37	40	58	15	4	33	38	6	8	4	4	5	9	9	9	3	6	9	6
4	1	2	1	1	1	1	1	1	1	1	1	1	1	1	3	1	4	4	4	4	4	1	1	1	1	1	1	1	1	1	1	1	1
61.																																	
62.	Simple meningitis																																
63.	Locomotor ataxia																																
64.	Other diseases of the spinal cord																																
65.	Cerebral hemorrhage, apoplexy																																
66.	Paralysis without specified cause																																
67.	Other forms of mental alienation																																
68.	Epilepsy																																
69.	Convulsions (non-puerperal)																																
70.	Convulsions of infants																																
71.	Chorea																																
72.	Neuralgia and neuritis																																
73.																																	

III.—DISEASES OF THE CIRCULATORY SYSTEM.

72	1	1	1	1	2	2	5	2	5	4	19	27	12	32	40	36	28	8	4	57	11	6	5	7	3	7	5	6	3	9	7	7	
43	1	1	1	1	1	1	1	1	1	1	1	1	1	1	1	1	1	1	1	1	1	1	1	1	1	1	1	1	1	1	1	1	1
79.	Organic diseases of the heart																																
80.	Angina pectoris																																
81.	Diseases of the Arteries, atheroma, aneurysm, etc.																																
82.	Embolism and thrombosis																																

IV.—DISEASES OF THE RESPIRATORY SYSTEM.

52	8	4	1	2	3	7	3	5	6	9	4	28	34	39	7	6	20	29	3	9	5	6	5	7	4	3	1	3	1	6	2	
1	1	1	1	1	1	1	1	1	1	1	1	1	1	1	1	1	1	1	1	1	1	1	1	1	1	1	1	1	1	1	1	1
89.	Acute bronchitis																															
90.	Chronic bronchitis																															
91.	Broncho-pneumonia																															
92.	Pneumonia																															
93.	Pleurisy																															
94.	Pulmonary congestion, pulmonary apoplexy																															
96.	Asthma																															

V.—DISEASES OF THE DIGESTIVE SYSTEM.

31	6	1	1	2	1	4	3	1	4	8	1	16	15	22	6	3	13	17	1	3	5	2	1	3	1	3	2	7	1	3		
1	1	1	1	1	1	1	1	1	1	1	1	1	1	1	1	1	1	1	1	1	1	1	1	1	1	1	1	1	1	1	1	1
100.	Diseases of the pharynx																															
108.	Other diseases of the stomach (cancer excepted)																															
104.	Diarrhoea and enteritis (under 2 years)																															
105.	Diarrhoea and enteritis (2 years and over)																															
109.	Appendicitis and typhlitis																															
108.	Hernias, intestinal obstructions																															
113.	Cirrhosis of the liver																															
115.	Other diseases of the liver																															
117.	Simple peritonitis (non-puerperal)																															



XIII.—AFFECTIONS PRODUCED BY EXTERNAL CAUSES.

<b>Group Total</b> .....	25	1	2	1	1	2	4	1	1	1	20	5	14	10	1	11	12	2	2	2	2	1	3	1	1	2	2	5	1	3
155. Suicide by poisons	3						1	1			2	1	1	2	1	1	1	1	1	1	1	1	1	1	1	1	1	1	1	1
157. Suicide by hanging or strangulation	1						1	1			1	1	1	1	1	1	1	1	1	1	1	1	1	1	1	1	1	1	1	1
159. Suicide by firearms	1										1	1	1	1	1	1	1	1	1	1	1	1	1	1	1	1	1	1	1	1
163. Other suicides	1										1	1	1	1	1	1	1	1	1	1	1	1	1	1	1	1	1	1	1	1
165. Other acute poisonings	2										1	2	1	1	1	2	1	1	1	1	1	1	1	1	1	1	1	1	1	1
166. Confagration	1										1	1	1	1	1	1	1	1	1	1	1	1	1	1	1	1	1	1	1	1
167. Burns (confagration excepted)	1										1	1	1	1	1	1	1	1	1	1	1	1	1	1	1	1	1	1	1	1
169. Accidental drowning	1										1	1	1	1	1	1	1	1	1	1	1	1	1	1	1	1	1	1	1	1
170. Traumatism by firearms	1										1	1	1	1	1	1	1	1	1	1	1	1	1	1	1	1	1	1	1	1
172. Traumatism by fall	2										1	1	2	1	1	1	2	1	1	1	1	1	1	1	1	1	1	1	1	1
175. Traumatism by other crushing (vehicles, rail road, landslides, etc.)	4							3			4	1	1	2	1	2	2	1	1	1	1	1	1	1	1	1	1	1	1	1
176. Injuries by animals	1										1	1	1	1	1	1	1	1	1	1	1	1	1	1	1	1	1	1	1	1
185. Fractures (causes not specified)	3										1	2	1	1	1	1	1	1	1	1	1	1	1	1	1	1	1	1	1	1
186. Other external violence	3										1	1	1	1	1	1	1	1	1	1	1	1	1	1	1	1	1	1	1	1
<b>Group Total</b> .....	8	1	1	1	1	1	1	1	1	1	3	5	7	1	4	3	1	1	1	1	1	1	1	1	2	1	1	2	2	2
188. Sudden death	1										1	1	1	1	1	1	1	1	1	1	1	1	1	1	1	1	1	1	1	1
189. Cause of death not specified or ill-defined	7										3	4	6	1	4	2	1	1	1	1	1	1	1	1	2	1	1	1	1	1
<b>Not included in totals</b> .....	41										27	14	41	1	41	41	3	4	1	1	1	1	1	1	1	1	1	1	1	1

XIV.—ILL-DEFINED DISEASES.

STILL-BIRTHS.

DISEASES AND CAUSES OF DEATH.	Agea.													Sex.			Nativity.		Social Con.		Months.																											
	Total.													Male.		Female.	Canada.	Foreign.	Single.	Married.	Not stated.																											
	0-1	1-2	2-3	3-4	4-5	5-6	6-7	7-8	8-9	9-10	10-14	15-19	20-29	30-39	40-49	50-59	60-69	70-79	80 and over.	Not stated.	Male.	Female.	Not stated.	21	22	23	24	25	26	27	28	22	23	24	25	26	27	28	29	30	31	32	33	34	35	36	37	38
1	2	3	4	3	1	4	3	3	7	4	6	4	3	4	2	2	2	4	1	119	19	20	21	22	23	24	25	26	27	28	22	23	24	25	26	27	28	29	30	31	32	33	34	35	36	37	38	
272	81	9	9	1	1	3	3	8	13	13	9	22	20	19	14	22	23	22	4	152	119	1	194	56	22	154	90	28	22	22	26	19	27	4	27	19	5	4	5	6	5	4	1	3	5	3	5	5
51	3	4	3	1	4	3	3	7	4	6	4	3	4	2	2	2	2	2	21	30	21	30	39	8	4	27	19	5	4	27	19	5	4	5	6	5	4	1	3	5	3	5	3	5	5			
9	1	3	2	1	1	2	2	1	1	2	2	1	1	2	2	2	2	2	7	2	7	2	6	3	3	4	3	2	1	1	1	1	1	1	1	1	1	1	1	1	1	1	1	1	1	1		
3	1	1	1	1	1	1	1	1	1	1	1	1	1	1	1	1	1	1	1	1	1	1	1	1	1	1	1	1	1	1	1	1	1	1	1	1	1	1	1	1	1	1	1	1	1	1		
3	1	1	1	1	1	1	1	1	1	1	1	1	1	1	1	1	1	1	1	1	1	1	1	1	1	1	1	1	1	1	1	1	1	1	1	1	1	1	1	1	1	1	1	1	1	1		
4	1	1	1	1	1	1	1	1	1	1	1	1	1	1	1	1	1	1	1	1	1	1	1	1	1	1	1	1	1	1	1	1	1	1	1	1	1	1	1	1	1	1	1	1	1	1		
4	1	1	1	1	1	1	1	1	1	1	1	1	1	1	1	1	1	1	1	1	1	1	1	1	1	1	1	1	1	1	1	1	1	1	1	1	1	1	1	1	1	1	1	1	1	1		
10	1	1	1	1	1	1	1	1	1	1	1	1	1	1	1	1	1	1	1	1	1	1	1	1	1	1	1	1	1	1	1	1	1	1	1	1	1	1	1	1	1	1	1	1	1	1		
1	1	1	1	1	1	1	1	1	1	1	1	1	1	1	1	1	1	1	1	1	1	1	1	1	1	1	1	1	1	1	1	1	1	1	1	1	1	1	1	1	1	1	1	1	1	1		
1	1	1	1	1	1	1	1	1	1	1	1	1	1	1	1	1	1	1	1	1	1	1	1	1	1	1	1	1	1	1	1	1	1	1	1	1	1	1	1	1	1	1	1	1	1	1		
1	1	1	1	1	1	1	1	1	1	1	1	1	1	1	1	1	1	1	1	1	1	1	1	1	1	1	1	1	1	1	1	1	1	1	1	1	1	1	1	1	1	1	1	1	1	1		
1	1	1	1	1	1	1	1	1	1	1	1	1	1	1	1	1	1	1	1	1	1	1	1	1	1	1	1	1	1	1	1	1	1	1	1	1	1	1	1	1	1	1	1	1	1	1		
6	1	1	1	1	1	1	1	1	1	1	1	1	1	1	1	1	1	1	1	1	1	1	1	1	1	1	1	1	1	1	1	1	1	1	1	1	1	1	1	1	1	1	1	1	1	1		
3	1	1	1	1	1	1	1	1	1	1	1	1	1	1	1	1	1	1	1	1	1	1	1	1	1	1	1	1	1	1	1	1	1	1	1	1	1	1	1	1	1	1	1	1	1	1		
3	1	1	1	1	1	1	1	1	1	1	1	1	1	1	1	1	1	1	1	1	1	1	1	1	1	1	1	1	1	1	1	1	1	1	1	1	1	1	1	1	1	1	1	1	1	1		
3	1	1	1	1	1	1	1	1	1	1	1	1	1	1	1	1	1	1	1	1	1	1	1	1	1	1	1	1	1	1	1	1	1	1	1	1	1	1	1	1	1	1	1	1	1	1		
2	1	1	1	1	1	1	1	1	1	1	1	1	1	1	1	1	1	1	1	1	1	1	1	1	1	1	1	1	1	1	1	1	1	1	1	1	1	1	1	1	1	1	1	1	1	1		
13	1	1	1	1	1	1	1	1	1	2	2	1	1	1	1	1	1	1	7	6	7	6	8	4	1	7	5	1	2	1	2	1	2	1	2	1	2	1	2	1	2	1	2	1	2	1	2	
3	1	1	1	1	1	1	1	1	1	1	1	1	1	1	1	1	1	1	2	1	2	1	3	3	1	3	1	1	1	1	1	1	1	1	1	1	1	1	1	1	1	1	1	1	1	1		
4	1	1	1	1	1	1	1	1	1	1	1	1	1	1	1	1	1	1	3	1	3	1	3	1	3	1	3	1	1	1	1	1	1	1	1	1	1	1	1	1	1	1	1	1	1	1		
2	1	1	1	1	1	1	1	1	1	1	1	1	1	1	1	1	1	1	2	1	2	1	2	1	2	1	2	1	1	1	1	1	1	1	1	1	1	1	1	1	1	1	1	1	1	1		
1	1	1	1	1	1	1	1	1	1	1	1	1	1	1	1	1	1	1	1	1	1	1	1	1	1	1	1	1	1	1	1	1	1	1	1	1	1	1	1	1	1	1	1	1	1	1		

OFFICIAL ENGLISH TRANSLATION.  
DISEASES AND CAUSES OF DEATH.

Number of Column.

I.—GENERAL DISEASES.

- 1. Typhoid fever
- 2. Scarlet fever
- 3. Whooping cough
- 4. Diptheria and croup
- 5. Influenza
- 6. Erysipelas
- 7. Tuberculosis of the lungs
- 8. Tuberculous meningitis
- 9. Disseminated tuberculosis
- 10. Rickets
- 11. Cancer and other malignant tumors of the buccal cavity
- 12. Cancer and other malignant tumors of the stomach, liver
- 13. Cancer and other malignant tumors of other organs and of organs not specified
- 14. Acute articular rheumatism
- 15. Chronic rheumatism and gout
- 16. Diabetes
- 17. Anæmia, chlorosis

II.—DISEASES OF THE NERVOUS SYSTEM AND OF THE ORGANS OF SPECIAL SENSE.

- 18. Simple meningitis
- 19. Cerebral hemorrhage, apoplexy
- 20. Paralysis without specified cause
- 21. Epilepsy
- 22. Convulsions of infants
- 23. Other diseases of the nervous system
- 24. Diseases of the ears



































CAUSES OF DEATH IN THE COUNTY OF PRINCE EDWARD, 1912.

CAUSES OF DEATH IN THE COUNTY OF PRINCE EDWARD, 1912.	Total.	Ages.												Sex.		Nativity.			Social Con.		Months.																																																																														
														Male.	Female.	Canada.	Foreign.	Not stated.	Married.	Not stated.	January.	February.	March.	April.	May.	June.	July.	August.	September.	October.	November.	December.																																																																			
		0-1	1-2	2-3	3-4	4-5	5-6	6-7	7-8	8-9	9-10	10-11	11-12	12-13	13-14	14-15	15-16	16-17	17-18	18-19	19-20	20-21	21-22	22-23	23-24	24-25	25-26	26-27	27-28	28-29	29-30	30-31	31-32	32-33	33-34	34-35	35-36	36-37	37-38	38-39	39-40	40-41	41-42	42-43	43-44	44-45	45-46	46-47	47-48	48-49	49-50	50-51	51-52	52-53	53-54	54-55	55-56	56-57	57-58	58-59	59-60	60-61	61-62	62-63	63-64	64-65	65-66	66-67	67-68	68-69	69-70	70-71	71-72	72-73	73-74	74-75	75-76	76-77	77-78	78-79	79-80	80-81	81-82	82-83	83-84	84-85	85-86	86-87	87-88	88-89	89-90	90-91	91-92	92-93	93-94	94-95	95-96	96-97	97-98
Number of Column.	1																																																																																																		
<b>Grand Total</b>	236																																																																																																		
I.—GENERAL DISEASES.																																																																																																			
<b>Group Total</b>	49																																																																																																		
1. Typhoid fever	1																																																																																																		
10. Influenza	4																																																																																																		
28. Tuberculosis of the lungs	11																																																																																																		
34. Tuberculosis of other organs.	4																																																																																																		
35. Disseminated tubercularis.	1																																																																																																		
40. Cancer and other malignant tumors of the stomach, liver	6																																																																																																		
41. Cancer and other malignant tumors of the peritoneum, intestines, rectum	7																																																																																																		
42. Cancer and other malignant tumors of the female genital organs	3																																																																																																		
43. Cancer and other malignant tumors of the breast	3																																																																																																		
45. Cancer and other malignant tumors of other organs and of organs not specified.	4																																																																																																		
50. Diabetes	2																																																																																																		
51. Exophthalmic goitre	1																																																																																																		
54. Anemia, chlorosis	5																																																																																																		
II.—DISEASES OF THE NERVOUS SYSTEM AND OF THE ORGANS OF SPECIAL SENSE.																																																																																																			
<b>Group Total</b>	31																																																																																																		
61. Simple meningitis	1																																																																																																		
62. Locomotor ataxia	1																																																																																																		
64. Cerebral hemorrhage, apoplexy	16																																																																																																		
65. Softening of the brain	1																																																																																																		
66. Paralysis without specified cause	10																																																																																																		
69. Epilepsy	2																																																																																																		
III.—DISEASES OF THE CIRCULATORY SYSTEM.																																																																																																			
<b>Group Total</b>	30																																																																																																		
78. Acute endocarditis	1																																																																																																		
79. Organic diseases of the heart	18																																																																																																		
80. Aneurysm, pectoris	2																																																																																																		
81. Diseases of the arteries, atheroma, aneurysm, etc.	9																																																																																																		



































CAUSES OF DEATH IN THE DISTRICT OF SUDBURY, 1912.

DISEASES AND CAUSES OF DEATH.	Ages.										Sex.		Nativity.		Social Con.		Months.																															
	Under 1.										Male.	Female.	Canada.	Foreign.	Not stated.	Single.	Married.	Not stated.	January.	February.	March.	April.	May.	June.	July.	August.	September.	October.	November.	December.																		
	0-1.	1-2.	2-4.	4-5.	5-9.	10-14.	15-19.	20-29.	30-39.	40-49.	50-59.	60-69.	70-79.	80 and over.	292.	131.	279.	55.	89.	69.	252.	102.	69.	42.	31.	48.	36.	29.	34.	34.	35.	42.	28.	30.	34.													
<b>Total.</b>	1	4	2	3	4	5	6	7	8	9	10	11	12	13	14	15	16	17	18	19	20	21	22	23	24	25	26	27	28	29	30	31	32	33	34	35	36	37	38	39	40	41	42	43	44			
Number of Column.																																																
<b>Grand Total</b>	79	15	2	1	1	1	1	1	1	1	1	1	1	1	1	1	1	1	1	1	1	1	1	1	1	1	1	1	1	1	1	1	1	1	1	1	1	1	1	1	1	1	1	1	1	1	1	1
<b>I.—GENERAL DISEASES.</b>																																																
<b>Group Total</b>																																																
1. Typhoid fever																																																
2. Measles																																																
3. Scarlet fever																																																
4. Whooping cough																																																
5. Diphtheria and croup																																																
6. Cholera nostras.																																																
7. Dysentery																																																
8. Erysipelas																																																
9. Pyæmia, infection and septicæmia																																																
10. Tuberculosis of the lungs																																																
11. Adrenal gland tuberculosis																																																
12. Abdominal tuberculosis																																																
13. Pot's disease.																																																
14. Tuberculosis of other organs																																																
15. Syphilis																																																
16. Cancer and other malignant tumors of the buccal cavity																																																
17. Cancer and other malignant tumors of the stomach and liver																																																
18. Cancer and other malignant tumors of other organs and of organs not specified																																																
19. Chronic rheumatism and gout.																																																
20. Diabetes																																																
21. Alcoholism (acute or chronic)																																																
<b>II.—DISEASES OF THE NERVOUS SYSTEM AND OF THE ORGANS OF SPECIAL SENSE.</b>																																																
<b>Group Total</b>																																																
22. Simple meningitis																																																
23. Locomotor ataxia																																																
24. Cerebral hemorrhage, apoplexy																																																
25. Paralysis without specified cause																																																
26. Epilepsy																																																
27. Convulsions of infants																																																
28. Other diseases of the nervous system																																																



III.—DISEASES OF THE CIRCULATORY SYSTEM.												
<b>Group Total</b> . . . . . 2 2 5 2 2 7 6 6 5 3 5 9 4 2 2 3 2 2 2 2												
79. Organic diseases of the heart, . . . . . 13												
IV.—DISEASES OF THE RESPIRATORY SYSTEM.												
<b>Group Total</b> . . . . . 51												
87. Diseases of the larynx . . . . . 1												
89. Acute bronchitis . . . . . 6												
90. Chronic bronchitis . . . . . 2												
91. Broncho-pneumonia . . . . . 13												
92. Pneumonia . . . . . 27												
94. Pulmonary congestion, pulmonary apoplexy . . . . . 1												
97. Pulmonary emphysema . . . . . 1												
V.—DISEASES OF THE DIGESTIVE SYSTEM.												
<b>Group Total</b> . . . . . 42												
103. Other diseases of the stomach (cancer excepted). . . . . 5												
104. Diarrhoea and enteritis (under 2 years) . . . . . 22												
107. Intestinal parasites . . . . . 4												
108. Appendicitis and typhlitis . . . . . 4												
109. Hernias, intestinal obstructions . . . . . 1												
110. Diseases of the intestines . . . . . 2												
113. Cirrhosis of the liver . . . . . 3												
115. Other diseases of the liver . . . . . 3												
117. Simple peritonitis (non-puerperal) . . . . . 3												
VI.—NON-VENEREAL DISEASES OF THE GENITO-URINARY SYSTEM AND ADNEXA.												
<b>Group Total</b> . . . . . 6												
119. Acute nephritis . . . . . 4												
120. Bright's disease . . . . . 1												
124. Diseases of the bladder . . . . . 1												
VII.—THE PUERPERAL STATE.												
<b>Group Total</b> . . . . . 6												
134. Accidents of pregnancy . . . . . 3												
135. Puerperal hæmorrhage . . . . . 1												
136. Other accidents of labor . . . . . 1												
137. Puerperal septicæmia . . . . . 1												
VIII.—DISEASES OF THE SKIN AND OF THE CELLULAR TISSUE.												
<b>Group Total</b> . . . . . 3												
142. Gangrene . . . . . 1												
144. Acute abscess . . . . . 2												



CAUSES OF DEATH IN THE DISTRICT OF THUNDER BAY, 1912.

OFFICIAL ENGLISH TRANSLATION. DISEASES AND CAUSES OF DEATH.	Total.	Ages.															Sex.		Nativity.			Social Con.		Months.																																																																															
		Under 1.					80 and over.					Male.					Female.		Canada.	Foreign.	Not stated.	Single.	Married.	Not stated.	January.	February.	March.	April.	May.	June.	July.	August.	September.	October.	November.	December.																																																																			
		0-1	2	3	4	5	6	7	8	9	10	11	12	13	14	15	16	17	18	19	20	21	22	23	24	25	26	27	28	29	30	31	32	33	34	35	36	37	38	39	40	41	42	43	44	45	46	47	48	49	50	51	52	53	54	55	56	57	58	59	60	61	62	63	64	65	66	67	68	69	70	71	72	73	74	75	76	77	78	79	80	81	82	83	84	85	86	87	88	89	90	91	92	93	94	95	96	97	98	99	100		
		1	2	3	4	5	6	7	8	9	10	11	12	13	14	15	16	17	18	19	20	21	22	23	24	25	26	27	28	29	30	31	32	33	34	35	36	37	38	39	40	41	42	43	44	45	46	47	48	49	50	51	52	53	54	55	56	57	58	59	60	61	62	63	64	65	66	67	68	69	70	71	72	73	74	75	76	77	78	79	80	81	82	83	84	85	86	87	88	89	90	91	92	93	94	95	96	97	98	99	100		
Number of Column.	1																																																																																																						
<b>Grand Total</b> .....	494																																																																																																						
I.—GENERAL DISEASES.																																																																																																							
<b>Group Total</b> .....	113																																																																																																						
1. Typhoid fever .....	23																																																																																																						
6. Measles .....	4																																																																																																						
8. Whooping cough .....	14																																																																																																						
9. Diphtheria and croup .....	5																																																																																																						
10. Influenza .....	1																																																																																																						
14. Dysentery .....	1																																																																																																						
18. Erysipels .....	2																																																																																																						
20. Purulent infection and septicaemia .....	2																																																																																																						
23. Rabies .....	1																																																																																																						
24. Tetanus .....	1																																																																																																						
28. Tuberculosis of the lungs .....	31																																																																																																						
30. Tuberculous meningitis .....	3																																																																																																						
34. Tuberculosis of other organs .....	1																																																																																																						
37. Syphilis .....	1																																																																																																						
40. Cancer and other malignant tumors of the stomach, liver .....	4																																																																																																						
41. Cancer and other malignant tumors of the peritoneum, intestines, rectum .....	2																																																																																																						
42. Cancer and other malignant tumors of the female genital organs .....	2																																																																																																						
43. Cancer and other malignant tumors of the breast .....	1																																																																																																						
45. Cancer and other malignant tumors of other organs and of organs not specified .....	1																																																																																																						
48. Chronic rheumatism and gout .....	1																																																																																																						
50. Diabetes .....	1																																																																																																						
51. Exophthalmic goitre .....	3																																																																																																						
54. Anemia, chlorosis .....	9																																																																																																						
56. Alcoholism (acute or chronic) .....																																																																																																							
II.—DISEASES OF THE NERVOUS SYSTEM AND OF THE ORGANS OF SPECIAL SENSE.																																																																																																							
<b>Group Total</b> .....	38																																																																																																						
60. Encephalitis .....	1																																																																																																						
61. Simple meningitis .....	8																																																																																																						



















WATERLOO—Concluded.

	1	2	3	4	5	6	7	8	9	10	11	12	13	14	15	16	17	18	19	20	21	22	23	24	25	26	27	28	29	30	31	32	33	34	35	36	37	38			
154. Number of Column.	1																																								
XII.—OLD AGE.	83													30	53	48	35			31	40	12	5	68	10	7	4	11	8	4	8	9	6	2	5	9	10				
Group Total	25	1	1	1	1	1	1	2	4	5	3	2	1	2	2	20	5		15	6	4	9	13	3	2	1	1	3	3	3	3	2	4	2	1						
XIII.—AFFECTIONS PRODUCED BY EXTERNAL CAUSES.	157.																																								
157. Suicide by hanging or strangulation	1																																								
157. Burns (conflagration excepted)	1																																								
158. Absorption of deleterious gases (conflagration excepted)	1																																								
159. Accidental drowning	4																																								
170. Traumatism by firearms	2																																								
172. Traumatism by fall	2																																								
174. Traumatism by machines	1																																								
175. Traumatism by other crushing (vehicles, rail-road, landslides, etc.)	3																																								
177. Starvation	1																																								
181. Electricity (lightning excepted)	1																																								
183. Fractures (cause not specified)	4																																								
186. Other external violence	4																																								
XIV.—ILL-DEFINED DISEASES.																																									
Group Total	6																																								
188. Sudden death	1																																								
189. Cause of death not specified or ill-defined	5																																								
Not included in totals	47																																								

STILL-BIRTHS.

CAUSES OF DEATH IN THE COUNTY OF WELLAND, 1912.

DISEASES AND CAUSES OF DEATH.	Total.	Ages.												Sex.		Nativity.			Social Con.		Months.																																																																				
		Under 1.												Male.	Female.	Canada.	Foreign.	Not stated.	Single.	Married.	Not stated.	January.	February.	March.	April.	May.	June.	July.	August.	September.	October.	November.	December.																																																								
		0-1	1-2	2-3	3-4	4-5	5-6	6-7	7-8	8-9	9-10	10-11	11-12	12-13	13-14	14-15	15-16	16-17	17-18	19	20	21	22	23	24	25	26	27	28	29	30	31	32	33	34	35	36	37	38	39	40	41	42	43	44	45	46	47	48	49	50	51	52	53	54	55	56	57	58	59	60	61	62	63	64	65	66	67	68	69	70	71	72	73	74	75	76	77	78	79	80	81	82	83	84	85	86	87	88
Number of Column.	1																																																																																								
<b>Grand Total</b>	490																																																																																								
<b>I.—GENERAL DISEASES.</b>																																																																																									
Group Total	102																																																																																								
1. Typhoid fever	10																																																																																								
7. Scarlet fever	1																																																																																								
8. Whooping cough	1																																																																																								
9. Diphtheria and croup	7																																																																																								
14. Dysentery	1																																																																																								
24. Tetanus	1																																																																																								
28. Tuberculosis of the lungs	28																																																																																								
29. Acute miliary tuberculosis	1																																																																																								
30. Tuberculous meningitis	2																																																																																								
31. Abdominal tuberculosis	1																																																																																								
33. White swelling	1																																																																																								
34. Tuberculosis of other organs	1																																																																																								
36. Rickets	1																																																																																								
40. Cancer and other malignant tumors of the stomach, liver	5																																																																																								
41. Cancer and other malignant tumors of the peritonum, intestines, rectum	1																																																																																								
42. Cancer and other malignant tumors of the female genital organs	1																																																																																								
45. Cancer and other malignant tumors of other organs and of organs not specified	12																																																																																								
48. Chronic rheumatism and gout	3																																																																																								
50. Diabetes	2																																																																																								
51. Exophthalmic goitre	2																																																																																								
52. Addison's disease	1																																																																																								
53. Leucæmia	2																																																																																								
54. Anæmia, chlorosis	10																																																																																								
56. Alcoholism (acute or chronic)	2																																																																																								
<b>II.—DISEASES OF THE NERVOUS SYSTEM AND OF THE ORGANS OF SPECIAL SENSE.</b>																																																																																									
Group Total	50																																																																																								
61. Simple meningitis	3																																																																																								
62. Locomotor ataxia	1																																																																																								



VII.—THE PUERPERAL STATE.											
Group Total											
184. Accidents of pregnancy	1										1
185. Puerperal hemorrhage	1										1
186. Other accidents of labor	1										1
187. Puerperal septicaemia	1										1
188. Puerperal albuminuria and convulsions	2										2
VIII.—DISEASES OF THE SKIN AND OF THE CELLULAE TISSUE.											
Group Total											
142. Gangrene	2										2
144. Acute abscess	1										1
X.—MALFORMATIONS.											
Group Total											
150. Congenital malformations (still-births not included)	1										1
XI.—DISEASES OF EARLY INFANCY.											
Group Total											
151. Congenital debility, icterus, and sclerema	37				18	18					37
152. Other diseases peculiar to early infancy	35				17	17					35
154.	2				1	1					2
XII.—OLD AGE.											
Group Total											
XIII.—AFFECTIONS PRODUCED BY EXTERNAL CAUSES.	52				32	30					52
Group Total											
157. Suicide by hanging or strangulation	46				1	2					46
159. Suicide by firearms	1										1
164. Poisoning by food	1										1
165. Other acute poisonings	1										1
166. Congestion	1										1
167. Burns (conflagration excepted)	6										6
169. Accidental drowning	11										11
172. Traumatism by fall	3										3
174. Traumatism by machines	6										6
175. Traumatism by other crushing (vehicles, railroad, landslides, etc.)	3										3
176. Excessive cold	1										1
181. Electricity (lightning excepted)	3										3
185. Fractures (cause not specified)	5										5
186. Other external violence	4										4
XIV.—ILL-DEFINED DISEASES.											
Group Total											
188. Sudden death	7										7
189. Cause of death not specified, or ill-defined	1										1
STILL-BIRTHS.											
Not included in totals	37				17	19					37



















CAUSES OF DEATH IN THE COUNTY OF YORK, 1912.

DISEASES AND CAUSES OF DEATH.	Ages.												Sex.		Nativity.			Social Con.		Months.																					
	Under 1.												Male.	Female.	Not stated.	Canada.	Foreign.	Not stated.	Married.	Not stated.	January.	February.	March.	April.	May.	June.	July.	August.	September.	October.	November.	December.									
	0-1	1-2	2-3	3-4	4-5	5-9.	10-14	15-19.	20-29.	30-39.	40-49.	50-59.																					60-69.	70-79.	80 and over.						
<b>Total.</b>	1720	238	93	65	44	136	78	136	47	84	154	219	309	439	116	19	804	802	3	998	1989	400	776	728	102	175	133	153	160	149	153	99	185	106	508	302	476	574			
<b>Grand Total</b>	6743	134	66	53	32	136	78	136	47	84	154	219	309	439	116	19	804	802	3	998	1989	400	776	728	102	175	133	153	160	149	153	99	185	106	508	302	476	574			
<b>Group Total</b>	1606	238	93	65	44	136	78	136	47	84	154	219	309	439	116	19	804	802	3	998	1989	400	776	728	102	175	133	153	160	149	153	99	185	106	508	302	476	574			
I.—GENERAL DISEASES.																																									
1. Typhoid fever	61																																								
2. Measles	22	7	5	3	1	2	3	6	19	17	10	3	1	2	47	14	47	11	11	11	20	34	5	30	28	3	5	2	4	3	4	1	6	8	9	9	1	3			
3. Scarlet fever	50	4	6	4	1	5	1	1	4	1	1	1	1	1	22	11	22	11	11	22	28	41	9	22	22	5	1	4	1	2	1	4	1	2	3	4	1	1	1	1	
4. Whooping cough	91	58	24	1	5	1	1	1	1	4	1	1	1	1	40	51	40	51	91	91	91	91	91	91	91	91	91	91	91	91	91	91	91	91	91	91	91	91	91	91	
5. Diphtheria and croup	151	94	12	15	16	12	4	13	11	3	1	3	1	1	71	77	130	21	130	21	130	21	130	21	130	21	130	21	130	21	130	21	130	21	130	21	130	21	130	21	130
6. Influenza	44	1	1	1	1	1	1	1	1	1	1	1	1	1	18	26	16	16	16	16	16	16	16	16	16	16	16	16	16	16	16	16	16	16	16	16	16	16	16	16	
7. Dysentery	23	1	1	1	1	1	1	1	1	1	1	1	1	1	6	8	6	6	6	6	6	6	6	6	6	6	6	6	6	6	6	6	6	6	6	6	6	6	6	6	
8. Erysipelas	14	3	1	1	1	1	1	1	1	1	1	1	1	1	13	10	13	10	13	10	13	10	13	10	13	10	13	10	13	10	13	10	13	10	13	10	13	10	13	10	
9. Other epidemic diseases	1	1	1	1	1	1	1	1	1	1	1	1	1	1	1	1	1	1	1	1	1	1	1	1	1	1	1	1	1	1	1	1	1	1	1	1	1	1	1		
10. Purulent infection and septicæmia	39	8	1	1	1	2	1	2	8	4	3	4	2	3	24	15	24	15	24	15	24	15	24	15	24	15	24	15	24	15	24	15	24	15	24	15	24	15	24	15	
11. Tetanus	3	1	1	1	1	1	1	1	1	1	1	1	1	1	2	1	2	1	2	1	2	1	2	1	2	1	2	1	2	1	2	1	2	1	2	1	2	1	2		
12. Mycoses	1	1	1	1	1	1	1	1	1	1	1	1	1	1	1	1	1	1	1	1	1	1	1	1	1	1	1	1	1	1	1	1	1	1	1	1	1	1	1		
13. Tuberculosis of the lungs	428	1	2	3	1	5	30	124	109	63	36	20	8	13	236	190	248	129	49	175	215	365	137	47	49	36	51	37	47	49	36	51	37	47	49	36	51	37	47		
14. Acute miliary tuberculosis	10	1	1	1	1	1	1	1	1	1	1	1	1	1	4	4	4	4	4	4	4	4	4	4	4	4	4	4	4	4	4	4	4	4	4	4	4	4	4		
15. Tuberculous meningitis	28	6	4	2	1	4	4	3	2	1	1	1	1	1	22	14	22	14	22	14	22	14	22	14	22	14	22	14	22	14	22	14	22	14	22	14	22	14	22		
16. Abdominal tuberculosis	47	1	1	1	1	1	1	1	1	1	1	1	1	1	11	10	11	10	11	10	11	10	11	10	11	10	11	10	11	10	11	10	11	10	11	10	11	10	11		
17. Tuberculosis of other organs	7	3	3	3	3	3	3	3	3	3	3	3	3	3	3	3	3	3	3	3	3	3	3	3	3	3	3	3	3	3	3	3	3	3	3	3	3	3	3		
18. Rickets	6	3	3	3	3	3	3	3	3	3	3	3	3	3	3	3	3	3	3	3	3	3	3	3	3	3	3	3	3	3	3	3	3	3	3	3	3	3	3		
19. Syphilis	9	4	2	2	2	2	2	2	2	2	2	2	2	2	5	4	5	4	5	4	5	4	5	4	5	4	5	4	5	4	5	4	5	4	5	4	5	4			
20. Cancer and other malignant tumors of the buccal cavity	41																																								
21. Cancer and other malignant tumors of the stomach, liver	63																																								
22. Cancer and other malignant tumors of the peritoneum, intestines, rectum	48																																								
23. Cancer and other malignant tumors of the female genital organs	55																																								
24. Cancer and other malignant tumors of the breast	26																																								
25. Cancer and other malignant tumors of the skin	2																																								
26. Cancer and other malignant tumors of other organs and of organs not specified	104	2																																							
27. Other tumors (tumors of the female genital organs excepted)	1																																								

Number of Column.

I.—GENERAL DISEASES.











CAUSES OF DEATH IN THE CITY OF BELLEVILLE, 1912.

	Total.	Ages.												Sex.			Nativity.			Social Con.			Months.																																			
		Under 1.	0-1	1-2	2-3	3-4	4-5	5-6	6-7	7-8	8-9	9-10	10-14	15-19	20-29	30-39	40-49	50-59	60-69	70-79	80 and over.	Not stated.	Male.	Female.	Not stated.	Canada.	Foreign.	Not stated.	Single.	Married.	Not stated.	January.	February.	March.	April.	May.	June.	July.	August.	September.	October.	November.	December.															
Number of Column.		1	2	3	4	5	6	7	8	9	10	11	12	13	14	15	16	17	18	19	20	21	22	23	24	25	26	27	28	29	30	31	32	33	34	35	36	37	38	39	40	41	42	43	44	45	46											
Grand Total	154	3	2	3	3	4	4	6	5	4	2	2	1	1	1	2	2	1	2	2	3	1	1	1	2	1	1	1	1	1	2	2	1	1	1	1	1	1	1	1	1	1	1	1	1	1	1											
I.—GENERAL DISEASES.																																																										
Group Total	36	4	4	6	4	2	2	4	6	11	11	12	13	14	14	16	16	17	18	19	20	21	22	23	24	25	26	27	28	29	30	31	32	33	34	35	36	37	38	39	40	41	42	43	44	45												
1. Typhoid fever	4																																																									
7. Scarlet fever	2																																																									
10. Influenza	2																																																									
18. Erysipelas	1																																																									
24. Tetanus	1																																																									
28. Tuberculosis of the lungs	1																																																									
30. Tuberculous meningitis	1																																																									
33. White swelling	1																																																									
36. Rickets	1																																																									
40. Cancer and other malignant tumors of the stomach, liver	1																																																									
41. Cancer and other malignant tumors of the peritoneum, intestines, rectum	1																																																									
42. Cancer and other malignant tumors of the female genital organs	1																																																									
43. Cancer and other malignant tumors of the breast	1																																																									
48. Chronic rheumatism and gout	2																																																									
50. Diabetes	1																																																									
54. Anemia, chlorosis	1																																																									
56. Alcoholism (acute or chronic)	4																																																									
II.—DISEASES OF THE NERVOUS SYSTEM AND OF THE ORGANS OF SPECIAL SENSE.																																																										
Group Total	16	1	1	1	1	1	1	1	1	1	1	2	3	6	6	6	6	8	8	8	12	12	14	15	16	17	18	19	21	21	21	21	21	21	22	22	22	22	23	23	24	24	25	25	25	26	27	28	29	30	31	32	33	34	35	36	37	38
61. Simple meningitis	1																																																									
64. Cerebral hemorrhage, apoplexy	2																																																									
66. Paralysis without specified cause	7																																																									
67. General paralysis of the insane	2																																																									
68. Other forms of mental alienation	1																																																									
70. Convulsions (non-puerperal)	1																																																									
71. Convulsions of infants	1																																																									
73. Neuralgia and neuritis	1																																																									
74. Other diseases of the nervous system	1																																																									



154. XII.—OLD AGE.

	16	17	18	19	20	21	22	23	24	25	26	27	28	29	30	31	32	33	34	
<b>Group Total</b> .....	16																			

XIII.—AFFECTIONS PRODUCED BY EXTERNAL CAUSES.

<b>Group Total</b> .....	10																			
167. Burns (conflagration excepted) .....	1																			
175. Traumatism by other crushing (vehicles, rail- road, landslides, etc.) .....	6																			
179. Effects of heat .....	1																			
185. Fractures (cause not specified) .....	2																			

XIV.—ILL-DEFINED DISEASES.

<b>Group Total</b> .....	3																			
188. Sudden death .....	1																			
189. Cause of death not specified or ill-defined .....	2																			

STILL-BIRTHS.

Not included in totals .....	5	5	5	3	2	2	5	3	2	3	2	1	1	1	2	1	2	1	2	2	2
------------------------------	---	---	---	---	---	---	---	---	---	---	---	---	---	---	---	---	---	---	---	---	---

CAUSES OF DEATH IN THE CITY OF BERLIN, 1912.

DISEASES AND CAUSES OF DEATH.	Ages.													Sex.			Nativity.			Social Con.			Months.																													
	Under 1.													Male.			Female.			Not stated.			Canada.			Foreign.			Not stated.			Single.			Married.			Not stated.														
	0-1	1-2	2-3	3-4	4-5	5-6	6-7	7-8	8-9	9-10	10-14	15-19	20-29	30-39	40-49	50-59	60-69	70-79	80 and over.	Not stated.	86	107	Not stated.	112	76	Not stated.	5	82	107	4	27	24	25	26	January.	February.	March.	April.	May.	June.	July.	August.	September.	October.	November.	December.						
<b>Total.</b>	27	3	2	2	3	1	4	4	8	2	5	4	9	5	15	21	9	9	17	17	7	7	17	9	9	17	17	10	10	17	19	16	15	13	13	8	14	17	23	27	28	29	30	31	32	33	34	35	36	37	38	
<b>Grand Total</b>	193																																																			
<b>I.—GENERAL DISEASES.</b>																																																				
<b>Group Total</b>	52																																																			
1. Typhoid fever	3																																																			
6. Measles	4																																																			
7. Scarlet fever	2																																																			
9. Diphtheria and croup	5																																																			
10. Influenza	2																																																			
18. Erysipelas	2																																																			
20. Purulent infection and septicemia	1																																																			
28. Tuberculosis of the lungs	10																																																			
30. Tuberculous meningitis	2																																																			
40. Cancer and other malignant tumors of the stomach, liver	4																																																			
43. Cancer and other malignant tumors of the breast	3																																																			
45. Cancer and other malignant tumors of other organs and of organs not specified	7																																																			
50. Diabetes	3																																																			
64. Anemia, chlorosis	2																																																			
56. Alcoholism (acute or chronic)	2																																																			
<b>II.—DISEASES OF THE NERVOUS SYSTEM AND OF THE ORGANS OF SPECIAL SENSE.</b>																																																				
<b>Group Total</b>	26																																																			
60. Encephalitis	1																																																			
61. Simple meningitis	4																																																			
64. Cerebral hemorrhage, apoplexy	6																																																			
65. Softening of the brain	2																																																			
66. Paralysis without specified cause	2																																																			
69. Epilepsy	3																																																			
70. Convulsions (non-puerperal)	1																																																			
71. Convulsions of infants	5																																																			
73. Neuralgia and neuritis	1																																																			
76. Diseases of the ears	1																																																			

Number of Column.





BERLIN—Concluded.

	Number of Column.																																							
<b>IX.—DISEASES OF THE BONES AND OF THE ORGANS OF LOCOMOTION</b>																																								
1	2	3	4	5	6	7	8	9	10	11	12	13	14	15	16	17	18	19	20	21	22	23	24	25	26	27	28	29	30	31	32	33	34	35	36	37	38			
2	2	2	2	2	2	2	2	2	2	2	2	2	2	2	2	2	2	2	2	2	2	2	2	2	2	2	2	2	2	2	2	2	2	2	2	2	2	2	2	2
<b>146. Diseases of the bones (tuberculosis excepted).</b>																																								
<b>XI.—DISEASES OF EARLY INFANCY.</b>																																								
14	14	14	14	14	14	14	14	14	14	14	14	14	14	14	14	14	14	14	14	14	14	14	14	14	14	14	14	14	14	14	14	14	14	14	14	14	14	14	14	
<b>151. Congenital debility, icterus, and sclerema</b>																																								
<b>152. Other diseases peculiar to early infancy</b>																																								
<b>XII.—OLD AGE.</b>																																								
19	19	19	19	19	19	19	19	19	19	19	19	19	19	19	19	19	19	19	19	19	19	19	19	19	19	19	19	19	19	19	19	19	19	19	19	19	19	19	19	
<b>19. Group Total</b>																																								
<b>XIII.—AFFECTIONS PRODUCED BY EXTERNAL CAUSES.</b>																																								
5	5	5	5	5	5	5	5	5	5	5	5	5	5	5	5	5	5	5	5	5	5	5	5	5	5	5	5	5	5	5	5	5	5	5	5	5	5	5	5	
<b>Group Total</b>																																								
<b>167. Burns (conflagration excepted)</b>																																								
<b>174. Traumatism by machines</b>																																								
<b>175. Traumatism by other crushing (vehicles, railroad, landslides, etc.)</b>																																								
<b>181. Electricity (lightning excepted)</b>																																								
<b>186. Other external violence</b>																																								
<b>XIV.—ILL-DEFINED DISEASES.</b>																																								
1	1	1	1	1	1	1	1	1	1	1	1	1	1	1	1	1	1	1	1	1	1	1	1	1	1	1	1	1	1	1	1	1	1	1	1	1	1	1		
<b>Group Total</b>																																								
<b>189. Cause of death not specified or ill-defined</b>																																								
<b>STILL-BIRTHS.</b>																																								
17	17	17	17	17	17	17	17	17	17	17	17	17	17	17	17	17	17	17	17	17	17	17	17	17	17	17	17	17	17	17	17	17	17	17	17	17	17	17	17	
<b>Not included in totals</b>																																								





















































LONDON—Concluded.

Number of Column.		1	2	3	4	5	6	7	8	9	10	11	12	13	14	15	16	17	18	19	20	21	22	23	24	25	26	27	28	29	30	31	32	33	34	35	36	37	38							
XIII.—AFFECTIONS PRODUCED BY EXTERNAL CAUSES.																																														
<b>Group Total</b> .....		25			1	2	1	2	1	2	1	6	1	3	1	1	1	19	6		15	10						2	1	1	1	1	1	4	6	2	4	2	1							
155.	Suicide by poison .....	2										1	1								1			1			2	1																		
156.	Suicide by asphyxia .....	1											1																																	
157.	Suicide by hanging or strangulation .....	2										1	1																																	
167.	Burns (conflagration excepted) .....	1										1																1																		
168.	Absorption of deleterious gases (conflagration excepted) .....	1																									1																			
169.	Accidental drowning .....	3																1	3																											
172.	Trammatism by fall .....	1																																												
174.	Trammatism by machines .....	1																																												
175.	Trammatism by other crushing (vehicles, rail- road landslides, etc.) .....	6							1	2	1							6				4	2				4																			
176.	Injuries by animals .....	1																				1																								
185.	Fractures (cause not specified) .....	3																1	2								3																			
186.	Other external violence .....	3										2	1					2	1			2	1				2																			
<b>Group Total</b> .....		18	2	1	1	1	1	1	1	1	2	2	1	2	3	2	2	3	9	9	16	2					10	7	1	2	2	4	1	2	2	1	1	2	1	1	2	1				
189. Cause of death not specified or ill-defined .....		18	2	1	1	1	1	1	1	1	2	2	1	2	3	2	2	3	9	9	16	2					10	7	1	2	2	4	1	2	2	1	1	2	1	1	2	1				
Not included in totals .....		67	67																47	17	8	67					67		8	5	3	6	2	4	7	8	6	4	5	9						
XIV.—ILL-DEFINED DISEASES.																																														
<b>Group Total</b> .....																																														
189. Cause of death not specified or ill-defined .....																																														
STILL-BIRTHS.																																														





OFFICIAL ENGLISH TRANSLATION.  
DISEASES AND CAUSES OF DEATH.

Total.	Ages.												Sex.			Nativity.			Social Con.			Months.																																																																																																																																																																																																																																																																																																																																																																																														
	Under 1.						10-19.						Male.		Female.		Canada.			Foreign.		Not stated.			Single.			Married.			Not stated.																																																																																																																																																																																																																																																																																																																																																																																					
	1	2	3	4	5	6	7	8	9	10	11	12	13	14	15	16	17	18	19	20	21	22	23	24	25	26	27	28	29	30	31	32	33	34	35	36	37	38	39	40	41	42	43	44	45	46	47	48	49	50	51	52	53	54	55	56	57	58	59	60	61	62	63	64	65	66	67	68	69	70	71	72	73	74	75	76	77	78	79	80	81	82	83	84	85	86	87	88	89	90	91	92	93	94	95	96	97	98	99	100	101	102	103	104	105	106	107	108	109	110	111	112	113	114	115	116	117	118	119	120	121	122	123	124	125	126	127	128	129	130	131	132	133	134	135	136	137	138	139	140	141	142	143	144	145	146	147	148	149	150	151	152	153	154	155	156	157	158	159	160	161	162	163	164	165	166	167	168	169	170	171	172	173	174	175	176	177	178	179	180	181	182	183	184	185	186	187	188	189	190	191	192	193	194	195	196	197	198	199	200	201	202	203	204	205	206	207	208	209	210	211	212	213	214	215	216	217	218	219	220	221	222	223	224	225	226	227	228	229	230	231	232	233	234	235	236	237	238	239	240	241	242	243	244	245	246	247	248	249	250	251	252	253	254	255	256	257	258	259	260	261	262	263	264	265	266	267	268	269	270	271	272	273	274	275	276	277	278	279	280	281	282	283	284	285	286	287	288	289	290	291	292	293	294	295	296	297	298	299	300	301	302	303	304	305	306	307	308	309	310	311	312	313	314	315	316	317	318	319	320	321	322	323	324	325	326	327	328	329	330	331	332	333	334	335	336	337	338	339	340	341	342	343	344	345	346	347	348	349	350	351	352	353	354	355	356	357	358	359	360	361	362	363	364	365	366	367	368	369	370	371	372	373	374	375	376	377	378	379	380	381	382	383	384	385	386	387	388	389	390	391	392	393	394	395	396	397	398	399	400	401	402	403	404
1	2	3	4	5	6	7	8	9	10	11	12	13	14	15	16	17	18	19	20	21	22	23	24	25	26	27	28	29	30	31	32	33	34	35	36	37	38	39	40	41	42	43	44	45	46	47	48	49	50	51	52	53	54	55	56	57	58	59	60	61	62	63	64	65	66	67	68	69	70	71	72	73	74	75	76	77	78	79	80	81	82	83	84	85	86	87	88	89	90	91	92	93	94	95	96	97	98	99	100	101	102	103	104	105	106	107	108	109	110	111	112	113	114	115	116	117	118	119	120	121	122	123	124	125	126	127	128	129	130	131	132	133	134	135	136	137	138	139	140	141	142	143	144	145	146	147	148	149	150	151	152	153	154	155	156	157	158	159	160	161	162	163	164	165	166	167	168	169	170	171	172	173	174	175	176	177	178	179	180	181	182	183	184	185	186	187	188	189	190	191	192	193	194	195	196	197	198	199	200	201	202	203	204	205	206	207	208	209	210	211	212	213	214	215	216	217	218	219	220	221	222	223	224	225	226	227	228	229	230	231	232	233	234	235	236	237	238	239	240	241	242	243	244	245	246	247	248	249	250	251	252	253	254	255	256	257	258	259	260	261	262	263	264	265	266	267	268	269	270	271	272	273	274	275	276	277	278	279	280	281	282	283	284	285	286	287	288	289	290	291	292	293	294	295	296	297	298	299	300	301	302	303	304	305	306	307	308	309	310	311	312	313	314	315	316	317	318	319	320	321	322	323	324	325	326	327	328	329	330	331	332	333	334	335	336	337	338	339	340	341	342	343	344	345	346	347	348	349	350	351	352	353	354	355	356	357	358	359	360	361	362	363	364	365	366	367	368	369	370	371	372	373	374	375	376	377	378	379	380	381	382	383	384	385	386	387	388	389	390	391	392	393	394	395	396	397	398	399	400	401	402	403	404	405

I.—GENERAL DISEASES.

Group Total

1. Typhoid fever
2. Smallpox
3. Measles
4. Scarlet fever
5. Whooping cough
6. Diphtheria and croup
7. Influenza
8. Cholera nostras
9. Erysipelas
10. Other epidemic diseases
11. Purulent infection and septicaemia
12. Tuberculosis of the lungs
13. Tuberculous meningitis
14. Abdominal tuberculosis
15. Pott's disease
16. White swelling
17. Tuberculosis of other organs
18. Rickets
19. Syphilis
20. Gonorrhoea infection.
21. Cancer and other malignant tumors of the buccal cavity
22. Cancer and other malignant tumors of the stomach, liver
23. Cancer and other malignant tumors of the peritoneum, intestines, rectum
24. Cancer and other malignant tumors of the female genital organs
25. Cancer and other malignant tumors of the breast
26. Cancer and other malignant tumors of other organs and of organs not specified
27. Other tumors (tumors of the female genital organs excepted)

OTTAWA—Continued.

	1	2	3	4	5	6	7	8	9	10	11	12	13	14	15	16	17	18	19	20	21	22	23	24	25	26	27	28	29	30	31	32	33	34	35	36	37	38	
II.—DISEASES OF THE NERVOUS SYSTEM AND OF THE ORGANS OF SPECIAL SENSE.																																							
<b>Group Total</b>	114	18	5	1	1	2	1	1	2	7	7	10	18	8	17	1	53	61	87	36	1	43	70	1	12	10	13	7	15	13	8	4	7	10	11	4			
47. Acute articular rheumatism	2																																						
48. Chronic rheumatism and gout	7																																						
50. Diabetes	0																																						
54. Anemia chlorosis	11																																						
55. Other general diseases	7																																						
56. Alcoholism (acute or chronic)	7																																						
57. Chronic lead poisoning	1																																						
59. Other chronic poisonings	1																																						
III.—DISEASES OF THE CIRCULATORY SYSTEM.																																							
<b>Group Total</b>	145	2	1			2			2	5	11	11	20	40	38	15	78	67	89	48	8	35	109	1	16	13	8	23	16	10	5	12	9	14	5	14			
78. Acute endocarditis	14																																						
79. Organic diseases of the heart	84																																						
80. Angina pectoris	2																																						
81. Embasms of the arteries, aneurysm, etc.	40																																						
82. Embasms of the veins (varices, hemorrhoids)	2																																						
83. Diseases of the lymphatic system (lymphangitis etc.)	1																																						
84. Hemorrhage; other diseases of the circulatory system	1																																						
<b>Group Total</b>	156	50	16	7		3	1	3	5	9	8	12	19	10	12	92	64	131	23	2	98	58	1	11	21	30	34	11	2	3	6	8	12	10					
87. Diseases of the larynx	6																																						
88. Disease of the thyroid body	11																																						
89. Acute bronchitis	6																																						
90. Chronic bronchitis	32																																						
91. Broncho-pneumonia	32																																						
IV.—DISEASES OF THE RESPIRATORY SYSTEM.																																							

































CAUSES OF DEATH IN THE CITY OF STRATFORD, 1912.

Total.	Ages.													Sex.			Nationality.				Social Con.			Months.																					
	Under 1.													Male.		Female.	Canada.		Foreign.		Not stated.		Single.	Married.		Not stated.																			
	0-1	1-2	2-3	3-4	4-5	5-6	6-7	7-8	8-9	9-10	10-14	15-19	20-29	30-39	40-49	50-59	60-69	70-79	80 and over.	Not stated.	Male.	Female.	Not stated.	Canada.	Foreign.	Not stated.	Single.	Married.	Not stated.																
1	2	3	4	5	6	7	8	9	10	11	12	13	14	15	16	17	18	19	20				112		61		6		68	103		8													
179	23	2	1	2	2	1	1	4	7	2	7	10	5	3	1	21	25	103		76				37		8		1	13	32	1	3	1												
I.—GENERAL DISEASES.																																													
<b>Grand Total</b> .....																																													
<b>Group Total</b> .....																																													
1	TYPHOID FEVER																																												
3	7. Scarlet fever .....																																												
3	8. Whooping cough .....																																												
1	10. Influenza .....																																												
1	18. Erysipelas .....																																												
10	28. Tuberculosis of the lungs .....																																												
4	30. Tuberculosis meningitis .....																																												
4	39. Cancer and other malignant tumors of the buccal cavity .....																																												
4	40. Cancer and other malignant tumors of the stomach, liver .....																																												
4	41. Cancer and other malignant tumors of the peritoneum, intestines, rectum .....																																												
2	42. Cancer and other malignant tumors of the female genital organs .....																																												
1	43. Cancer and other malignant tumors of the breast .....																																												
1	48. Chronic rheumatism and gout .....																																												
1	50. Diabetes .....																																												
4	54. Anæmia, chlorosis .....																																												
1	56. Alcoholism (acute or chronic) .....																																												
II.—DISEASES OF THE NERVOUS SYSTEM AND OF THE ORGANS OF SPECIAL SENSE.																																													
<b>Group Total</b> .....																																													
2	61. Simple meningitis .....																																												
1	63. Other diseases of the spinal cord .....																																												
7	64. Cerebral hemorrhage, apoplexy .....																																												
1	65. Softening of the brain .....																																												
3	66. Paralysis without specified cause .....																																												
1	71. Convulsions of infants .....																																												



VIII.—DISEASES OF THE SKIN AND OF THE CELLULAR TISSUE.														
2	1	1	1	2	1	1	1	1	1	1	1	1	1	1
1	1	1	1	1	1	1	1	1	1	1	1	1	1	1
1	1	1	1	1	1	1	1	1	1	1	1	1	1	1
X.—MALFORMATIONS.														
4	4	4	4	3	3	3	3	3	3	3	3	3	3	3
4	4	4	4	3	3	3	3	3	3	3	3	3	3	3
XI.—DISEASES OF EARLY INFANCY.														
13	13	13	13	8	8	8	8	8	8	8	8	8	8	8
13	13	13	13	8	8	8	8	8	8	8	8	8	8	8
XII.—OLD AGE.														
25	13	11	1	16	9	6	19	4	20	1	3	2	5	3
XIII.—AFFECTIONS PRODUCED BY EXTERNAL CAUSES.														
13	1	1	1	1	2	1	4	1	10	3	6	7	4	9
1	1	1	1	1	1	1	1	1	1	1	1	1	1	1
1	1	1	1	1	1	1	1	1	1	1	1	1	1	1
1	1	1	1	1	1	1	1	1	1	1	1	1	1	1
1	1	1	1	1	1	1	1	1	1	1	1	1	1	1
1	1	1	1	1	1	1	1	1	1	1	1	1	1	1
1	1	1	1	1	1	1	1	1	1	1	1	1	1	1
1	1	1	1	1	1	1	1	1	1	1	1	1	1	1
1	1	1	1	1	1	1	1	1	1	1	1	1	1	1
XIV.—ILL-DEFINED DISEASES.														
5	2	1	2	4	1	2	1	2	5	1	1	1	1	1
5	2	1	2	4	1	2	1	2	5	1	1	1	1	1
STILL-BIRTHS.														
14	14	14	14	11	2	1	14	14	14	14	14	14	14	14

VIII.—DISEASES OF THE SKIN AND OF THE CELLULAR TISSUE.

Group Total

142. Gangrene.  
143. Furuncle

X.—MALFORMATIONS.

Group Total

150. Congenital malformations (still-births not included)

XI.—DISEASES OF EARLY INFANCY.

Group Total

151. Congenital debility, icterus, and sclerema

154. XII.—OLD AGE.

Group Total

XIII.—AFFECTIONS PRODUCED BY EXTERNAL CAUSES.

Group Total

155. Suicide by poison  
156. Suicide by drowning  
157. Burns (conflagration excepted)  
158. Traumatism by fall  
159. Traumatism by other crushing (vehicles, rail-road, landslides, etc.)  
160. Injuries by animals  
161. Fractures (cause not specified)  
162. Other external violence

XIV.—ILL-DEFINED DISEASES.

Group Total

189. Cause of death not specified or ill-defined

Not included in totals























III.—DISEASES OF THE CIRCULATORY SYSTEM.																							
<b>Group Total</b> . . . . .																							
79.	Organic diseases of the heart . . . . .	2	2	2	2	7	2	2	10	5	12	2	1	2	13	2	2	1	1	4	1	2	
80.	Angina pectoris . . . . .	7	2	1	4	2	5	2	5	1	6	1	2	2	5	1	1	1	1	2	1	1	1
81.	Diseases of the Arteries, atheroma, aneurysm, etc. . . . .	2	1	1	1	1	1	1	1	1	2	1	2	2	2	1	1	1	1	1	1	1	1
82.	Embolism and thrombosis . . . . .	5	1	2	2	2	8	2	8	2	3	1	1	1	5	1	1	1	1	2	1	1	1
<b>Group Total</b> . . . . .																							
IV.—DISEASES OF THE RESPIRATORY SYSTEM.																							
<b>Group Total</b> . . . . .																							
91.	Broncho-pneumonia . . . . .	8	2	1	1	1	5	3	8	5	5	3	8	4	4	2	1	1	1	1	1	1	1
92.	Pneumonia . . . . .	2	2	1	1	1	2	2	2	4	2	2	2	2	4	1	1	1	1	1	1	1	1
93.	Pleurisy . . . . .	2	1	1	1	1	1	1	1	1	1	1	1	2	2	1	1	1	1	1	1	1	1
<b>Group Total</b> . . . . .																							
V.—DISEASES OF THE DIGESTIVE SYSTEM.																							
<b>Group Total</b> . . . . .																							
100.	Diseases of the pharynx . . . . .	13	3	1	2	4	6	7	7	6	10	3	8	7	6	3	1	1	1	1	1	1	1
103.	Other diseases of the stomach (cancer excepted) . . . . .	1	1	1	1	1	1	1	1	1	1	1	1	1	1	1	1	1	1	1	1	1	1
104.	Dyspepsia and enteritis (under 2 years) . . . . .	4	2	2	2	2	2	2	2	2	4	4	2	2	2	2	2	2	2	2	2	2	2
105.	Appendicitis and typhlitis . . . . .	1	1	1	1	1	1	1	1	1	1	1	1	1	1	1	1	1	1	1	1	1	1
109.	Hernias, intestinal obstructions . . . . .	1	1	1	1	1	1	1	1	1	1	1	1	1	1	1	1	1	1	1	1	1	1
110.	Chronicity of the liver . . . . .	2	2	2	2	2	2	2	2	2	2	2	2	2	2	2	2	2	2	2	2	2	2
111.	Other diseases of the liver . . . . .	2	1	1	1	1	1	1	1	1	1	1	1	1	1	1	1	1	1	1	1	1	1
117.	Simple peritonitis (non-puerperal) . . . . .	1	1	1	1	1	1	1	1	1	1	1	1	1	1	1	1	1	1	1	1	1	1
<b>Group Total</b> . . . . .																							
VI.—NON-VENEREAL DISEASES OF THE GENITO-URINARY SYSTEM AND ADNEXA.																							
<b>Group Total</b> . . . . .																							
120.	Bright's disease . . . . .	8	1	1	1	1	7	1	1	7	5	3	8	7	8	1	1	1	1	2	3	1	1
126.	Diseases of the prostate . . . . .	6	1	4	1	5	5	1	1	5	4	2	2	2	6	1	1	1	1	1	2	1	1
<b>Group Total</b> . . . . .																							
VII.—THE PUERPERAL STATE.																							
<b>Group Total</b> . . . . .																							
137.	Puerperal septicemia . . . . .	1	1	1	1	1	1	1	1	1	1	1	1	1	1	1	1	1	1	1	1	1	1
<b>Group Total</b> . . . . .																							
VIII.—DISEASES OF THE SKIN AND OF THE CELLULAR TISSUE.																							
<b>Group Total</b> . . . . .																							
142.	Gangrene . . . . .	1	1	1	1	1	1	1	1	1	1	1	1	1	1	1	1	1	1	1	1	1	1
<b>Group Total</b> . . . . .																							
X.—MALFORMATIONS.																							
<b>Group Total</b> . . . . .																							
150.	Congenital malformations (still-births not included) . . . . .	1	1	1	1	1	1	1	1	1	1	1	1	1	1	1	1	1	1	1	1	1	1
<b>Group Total</b> . . . . .																							











XI.—DISEASES OF EARLY INFANCY.

**Group Total**

151. Congenital debility, icterus, and sclerema	15	15	5	10	15	15	1	3	1	2	2	2	1
152. Other diseases peculiar to early infancy	13	13	5	8	13	13	1	3	1	2	1	1	1
153. Lack of care	1	1	1	1	1	1	1	1	1	1	1	1	1
154.	1	1	1	1	1	1	1	1	1	1	1	1	1

XII.—OLD AGE.

**Group Total**

154.	12	12	5	7	7	4	1	3	4	2	2	2	1
------	----	----	---	---	---	---	---	---	---	---	---	---	---

XIII.—AFFECTIONS PRODUCED BY EXTERNAL CAUSES.

**Group Total**

155. Suicide by poison	7	7	3	4	4	4	4	1	2	3	3	1	1
165. Other acute poisonings	2	2	2	2	2	2	2	1	1	1	1	1	1
172. Traumatism by fall	1	1	1	1	1	1	1	1	1	1	1	1	1
183. Fractures (cause not specified)	3	3	2	1	2	2	2	1	1	2	2	1	1

XIV.—ILL-DEFINED DISEASES.

**Group Total**

189. Cause of death not specified or ill-defined	2	2	2	2	2	1	1	1	1	1	1	1	1
--	---	---	---	---	---	---	---	---	---	---	---	---	---

STILL-BIRTHS.

Not included in totals	12	12	5	7	12	12	12	1	2	1	2	2	2
------------------------	----	----	---	---	----	----	----	---	---	---	---	---	---





V.—DISEASES OF THE DIGESTIVE SYSTEM.																		
	<b>Group Total</b>	10	6	1	1	2	7	3	10	7	2	1	1	2	1	1	1	2
100.	Diseases of the pharynx	1	1					1	1		1							
103.	Other diseases of the stomach (cancer excepted)	1	1															
104.	Diarrhea and enteritis (under 2 years)	6	6			1	1	5	6		1			1	1	1	1	1
109.	Hernias, intestinal obstructions	1	1					1	1									
110.	Diseases of the intestines	1	1					1	1									
VII.—THE PUERPERAL STATE.																		
	<b>Group Total</b>	1																
138.	Puerperal albuminuria and convulsions	1																
X.—MALFORMATIONS.																		
	<b>Group Total</b>	2	2					2	2									
150.	Congenital malformations (still-births not included)	2	2															
XI.—DISEASES OF EARLY INFANCY.																		
	<b>Group Total</b>	3	2					12	32	20								
151.	Congenital debility, icterus, and sclerema	28	28					19	28	9								
152.	Other diseases peculiar to early infancy	4	4					1	4	3								
XIII.—AFFECTIONS PRODUCED BY EXTERNAL CAUSES.																		
	<b>Group Total</b>	11	1			2		10	3	4	4	6	2	3	1	1	2	2
159.	Suicide by firearms	1																
165.	Other acute poisonings	1	1															
168.	Absorption of deleterious gases (contagration excepted)	1																
172.	Traumatism by fall	1																
175.	Traumatism by other crushing (vehicles, railroad, landslides, etc.)	2						2	1									
185.	Fractures (cause not specified)	1	1					1	1									
		5						4	5									
STILL-BIRTHS.																		
	Not included in totals	18	18					11	18									

Not included in totals

2



IV.—DISEASES OF THE RESPIRATORY SYSTEM.												
Group Total .....												
92. Pneumonia .....	1	1	1	2	2	2	2	2	2	2	2	1
93. Pleurisy .....	1	1	1	1	1	1	1	1	1	1	1	1
V.—DISEASES OF THE DIGESTIVE SYSTEM.												
Group Total .....												
104. Diarrhea and enteritis (under 2 years) .....	1	2	1	2	6	2	3	3	2	6	1	2
105. Diarrhea and enteritis (2 years and over) .....	1	1	1	1	3	1	3	1	1	3	1	3
108. Appendicitis and typhlitis .....	1	1	1	1	1	1	1	1	1	1	1	1
109. Hernias, intestinal obstructions .....	1	1	1	1	2	1	1	1	1	1	1	1
115. Other diseases of the liver .....	2	1	1	1	1	1	1	1	1	1	1	1
VI.—NON-VENEREAL DISEASES OF THE GENITO-URINARY SYSTEM AND ADNEXA.												
Group Total .....												
120. Bright's disease .....	1	1	1	4	1	4	1	2	1	2	1	1
122. Other diseases of the kidneys and adnexa .....	4	1	1	3	1	3	1	2	1	1	1	1
VIII.—DISEASES OF THE SKIN AND OF THE CELLULAR TISSUE.												
Group Total .....												
142. Gangrene .....	1	1	1	1	1	1	1	1	1	1	1	1
XI.—DISEASES OF EARLY INFANCY.												
Group Total .....												
151. Congenital debility, icterus, and sclerema .....	6	6	6	4	2	6	6	6	6	6	6	1
154. ....	6	6	6	4	2	6	6	6	6	6	6	1
XII.—OLD AGE.												
Group Total .....												
XIII.—AFFECTIONS PRODUCED BY EXTERNAL CAUSES.	24	11	13	10	7	7	9	13	2	5	3	1
Group Total .....												
XIV.—ILL-DEFINED DISEASES.	7	1	2	1	6	1	5	1	1	2	3	2
169. Accidental drowning .....	1	1	1	1	1	1	1	1	1	1	1	1
170. Traumatism by firearms .....	1	1	1	1	1	1	1	1	1	1	1	1
175. Traumatism by other crushing (vehicles, rail-road handtrucks, etc.) .....	2	1	1	2	2	2	2	2	2	2	2	1
178. Excessive cold .....	1	1	1	1	1	1	1	1	1	1	1	1
185. Fractures (cause not specified) .....	2	1	1	1	1	1	1	1	1	1	1	1
Group Total .....												
189. Cause of death not specified or ill-defined .....	1	1	1	1	1	1	1	1	1	1	1	1
Still-Births .....	1	1	1	1	1	1	1	1	1	1	1	1
Not included in totals .....	10	10	10	5	5	10	10	10	10	10	10	2
Group Total .....												

































NORTH BAY—Concluded.

		1	2	3	4	5	6	7	8	9	10	11	12	13	14	15	16	17	18	19	20	21	22	23	24	25	26	27	28	29	30	31	32	33	34	35	36	37	38			
154.	Number of Columnn.																																									
	XII.—OLD AGE.																																									
	<b>Group Total</b> .....	7								6		2	5							1								7														
	XIII.—AFFECTIONS PRODUCED BY EXTERNAL CAUSES.																																									
	<b>Group Total</b> .....	24		1	4	1	1	1	5	3	2	2		5	22					2								5														
	157. Suicide by hanging or strangulation .....	1											1																													
	158. Suicide by drowning .....	2																																								
	167. Burns (conflagration excepted) .....	3																																								
	169. Accidental drowning .....	3																																								
	170. Traumatism by firearms .....	3																																								
	175. Traumatism by other crushing (vehicles, rail road, landslides, etc.) .....	6																																								
	178. Excessive cold .....	1																																								
	179. Effects of heat .....	2																																								
	185. Fractures (cause not specified) .....	1																																								
	186. Other external violence .....	4																																								
	XIV.—ILL-DEFINED DISEASES.																																									
	<b>Group Total</b> .....	3								1	1		1																													
	189. Cause of death not specified or ill-defined .....	3								1	1		1																													
	<b>Group Total</b> .....	3								1	1		1																													
	Still-Births.																																									
	<b>Group Total</b> .....																																									
	Not included in totals .....	23	23							17	6									33						38			1	1	2	6	2	2	2	2	3	4				









XI.—DISEASES OF EARLY INFANCY.												
Group Total	19	19	19	19	19	19	19	19	19	19	19	19
151. Congenital debility, icterus, and sclerema	19	19	12	7	19	19	19	19	2	1	1	1
154. XII.—OLD AGE.												
Group Total	9		3	6	2	7		9	1	1	1	1
XIII.—AFFECTIONS PRODUCED BY EXTERNAL CAUSES.												
Group Total	1		1		1			1				
186. Other external violence	1		1		1			1				
XIV.—ILL-DEFINED DISEASES.												
Group Total	3		2	1	3			2	1	1		
189. Cause of death not specified or ill-defined	3		2	1	3			2	1	1		
STILL-BIRTHS.												
Not included in totals	12	12	4	7	1	12		12	1	2	1	2

CAUSES OF DEATH IN THE TOWN OF OSHAWA, 1912.

DISEASES AND CAUSES OF DEATH.	Total.	Ages.												Sex.		Nativity.			Social Con.		Months.																					
		Under 1.												Male.	Female.	Canada.	Foreign.	Not stated.	Single.	Married.	Not stated.	January.	February.	March.	April.	May.	June.	July.	August.	September.	October.	November.	December.									
		1-0	1-1	1-2	2-3	3-4	4-5	5-9	10-14	15-19	20-29	30-39	40-49																					50-59	60-69	70-79	80 and over.	Not stated.				
Number of Column.	1																																									
<b>Grand Total</b> .....	107													61	46	81	26	52	5	5	6																					
<b>I.—GENERAL DISEASES.</b>																																										
<b>Group Total</b> .....	30													17	13	25	5	11	19	6																						
1. Typhoid fever .....	4													3	1	2	1	4	1	1	1																					
6. Measles .....	1													1	0	1	0	1	0	0	0																					
8. Whooping cough .....	5													3	2	4	1	4	1	1	1																					
10. Influenza .....	1													1	0	1	0	1	0	0	0																					
28. Tuberculosis of the lungs .....	8													3	5	7	1	3	5	1	1																					
30. Tuberculous meningitis .....	2													1	1	2	0	2	0	0	0																					
40. Cancer and other malignant tumors of the stomach, liver .....	3													2	1	3	0	2	3	0	0																					
41. Cancer and other malignant tumors of the peritoneum, intestines, rectum .....	1													1	0	1	0	1	0	0	0																					
42. Cancer and other malignant tumors of the female genital organs .....	1													1	0	1	0	1	0	0	0																					
43. Cancer and other malignant tumors of the breast .....	1													1	0	1	0	1	0	0	0																					
50. Diabetes .....	1													1	0	1	0	1	0	0	0																					
53. Leucemia .....	1													1	0	1	0	1	0	0	0																					
54. Anemia, chlorosis .....	1													1	0	1	0	1	0	0	0																					
<b>II.—DISEASES OF THE NERVOUS SYSTEM AND OF THE ORGANS OF SPECIAL SENSE.</b>																																										
<b>Group Total</b> .....	6													3	3	5	1	3	3	1																						
63. Other diseases of the spinal cord .....	1													1	0	1	0	1	0	0	0																					
64. Cerebral hemorrhage, apoplexy .....	1													1	0	1	0	1	0	0	0																					
65. Paralysis without specified cause .....	2													1	1	1	0	2	0	0	0																					
69. Epilepsy .....	1													1	0	1	0	1	0	0	0																					
71. Convulsions of infants .....	1													1	0	1	0	1	0	0	0																					
<b>III.—DISEASES OF THE CIRCULATORY SYSTEM.</b>																																										
<b>Group Total</b> .....	11													4	7	6	5	10	2																							
78. Acute endocarditis .....	1													1	0	1	0	1	0	0	0																					
79. Organic diseases of the heart .....	8													2	6	4	4	8	1	1	1																					
81. Diseases of the arteries, atheroma, aneurysm, etc. .....	2													2	0	1	1	2	0	0	0																					











CAUSES OF DEATH IN THE TOWN OF PEMBROKE, 1912.

OFFICIAL ENGLISH TRANSLATION. DISEASES AND CAUSES OF DEATH.	Number of Column.	Ages.												Sex.		Nativity.		Social Con.		Months.																							
		Under 1.												Male.	Female.	Canada.	Foreign.	Not stated.	Single.	Married.	Not stated.	January.	February.	March.	April.	May.	June.	July.	August.	September.	October.	November.	December.										
		0-1	1-2	2-3	3-4	4-5	5-6	6-7	7-9	9-10	10-14.	14-16-19.	19-20-29.	29-30-39.	39-40-49.	49-50-59.	59-60-69.	69-70-79.	79-80 and over.	Not stated.	18	19	20	21	22	23	24	25	26	14	12	10	16	7	9	12	12	14	14	8	11		
<b>Total.</b>	1	2	3	4	5	6	7	8	9	10	11	12	13	14	14	9	14	14	1	75	56	108	21	2	74	56	1	14	12	10	16	7	9	12	12	14	8	11					
<b>Grand Total</b>	38	6	2	2	1	2	8	1	4	8	4	17	4	14	9	14	14	1	18	20	31	6	1	24	14	1	7	3	2	4	1	3	2	2	2	5	3	4					
I.—GENERAL DISEASES.																																											
<b>Group Total</b>	38	6	2	2	1	2	8	1	4	8	4	17	4	14	9	14	14	1	18	20	31	6	1	24	14	1	7	3	2	4	1	3	2	2	2	5	3	4					
1. Typhoid fever	1																																										
2. Typhus fever	1																																										
3. Whooping cough	6																																										
4. Diphtheria and croup	3																																										
5. Influenza	1																																										
6. Erysipelas	1																																										
7. Purulent infection and septicaemia	1																																										
8. Tuberculosis of the lungs	6																																										
9. Abdominal tuberculosis	1																																										
10. White swelling	1																																										
11. Tuberculosis of other organs	1																																										
12. Cancer and other malignant tumors of the stomach, liver	1																																										
13. Cancer and other malignant tumors of the peritoneum, intestines, rectum	1																																										
14. Cancer and other malignant tumors of the female genital organs	2																																										
15. Cancer and other malignant tumors of the breast	1																																										
16. Cancer and other malignant tumors of other organs and of organs not specified	2																																										
17. Acute articular rheumatism	3																																										
18. Chronic rheumatism and gout	2																																										
19. Diabetes	50																																										
20. Anæmia, chlorosis	1																																										
II.—DISEASES OF THE NERVOUS SYSTEM AND OF THE ORGANS OF SPECIAL SENSE.																																											
<b>Group Total</b>	14	6	1	1	1	2	2	1	1	2	1	6	8	2	1	1	1	1	12	2	12	2	2	8	6	2	2	3	1	1	1	2	1	1	1	2	1	2					
61. Simple meningitis	1																																										
62. Locomotor ataxia	5																																										
63. Cerebral hemorrhage, apoplexy	1																																										
64. Convulsions (non-epileptic)	1																																										
65. Convulsions of infants	6																																										





CAUSES OF DEATH IN THE TOWN OF PORT HOPE, 1912.

OFFICIAL ENGLISH TRANSLATION. DISEASES AND CAUSES OF DEATH.	Total.	Ages.													Sex.		Nativity.			Social Con.			Months.																																																																															
		Under 1.													Male.	Female.	Canada.	Foreign.	Not stated.	Single.	Married.	Not stated.	January.	February.	March.	April.	May.	June.	July.	August.	September.	October.	November.	December.																																																																				
		0-1	1-2	2-3	3-4	4-5	5-6	6-9	10-14	15-19	20-29	30-39	40-49	50-59	60-69	70-79	80 and over.	Not stated.	Male.	Female.	Not stated.	20	19	18	21	22	23	24	25	26	27	28	29	30	31	32	33	34	35	36	37	38	39	40	41	42	43	44	45	46	47	48	49	50	51	52	53	54	55	56	57	58	59	60	61	62	63	64	65	66	67	68	69	70	71	72	73	74	75	76	77	78	79	80	81	82	83	84	85	86	87	88	89	90	91	92	93	94	95	96	97	98
Number of Column.	1																																																																																																					
<b>Grand Total</b> .....	62																																																																																																					
<b>I.—GENERAL DISEASES.</b>																																																																																																						
<b>Group Total</b> .....	10																																																																																																					
1. Typhoid fever .....	4																																																																																																					
28. Tuberculosis of the lungs .....	2																																																																																																					
50. Diabetes .....	1																																																																																																					
52. Addison's disease .....	1																																																																																																					
55. Other general diseases .....	1																																																																																																					
56. Alcoholism (acute or chronic) .....	1																																																																																																					
<b>II.—DISEASES OF THE NERVOUS SYSTEM AND OF THE ORGANS OF SPECIAL SENSE.</b>																																																																																																						
<b>Group Total</b> .....	9																																																																																																					
61. Simple meningitis .....	1																																																																																																					
64. Cerebral hemorrhage, apoplexy .....	4																																																																																																					
66. Paralysis without specified cause .....	3																																																																																																					
74. Other diseases of the nervous system .....	1																																																																																																					
<b>III.—DISEASES OF THE CIRCULATORY SYSTEM.</b>																																																																																																						
<b>Group Total</b> .....	4																																																																																																					
79. Organic diseases of the heart .....	3																																																																																																					
85. Hemorrhage; other diseases of the circulatory system .....	1																																																																																																					
<b>IV.—DISEASES OF THE RESPIRATORY SYSTEM.</b>																																																																																																						
<b>Group Total</b> .....	5																																																																																																					
91. Broncho-pneumonia .....	1																																																																																																					
92. Pneumonia .....	3																																																																																																					
93. Pleurisy .....	1																																																																																																					





CAUSES OF DEATH IN THE TOWN OF SARNIA, 1912.

			Ages.												Sex.		Nativity.				Social Con.		Months.																							
			Under 1.	0-1	1-2	2-3	3-4	4-5	5-6	6-7	7-8	8-9	9-10	10-11	11-12	12-13	13-14	14-15	15-16	16-17	17-18	18-19	19-20	Canada.	Foreign.	Not stated.	Single.	Married.	Not stated.	January.	February.	March.	April.	May.	June.	July.	August.	September.	October.	November.	December.					
OFFICIAL ENGLISH TRANSLATION.																																														
DISEASES AND CAUSES OF DEATH.																																														
Number of Column.																																														
Total.	1																																													
	206																																													
<b>Grand Total</b> .....																																														
I.—GENERAL DISEASES.																																														
<b>Group Total</b> .....																																														
1. Typhoid fever .....																																														
2. Measles .....																																														
3. Whooping cough .....																																														
4. Dysentery .....																																														
5. Erysipelas .....																																														
6. Rubrotent infection and septicemia .....																																														
7. Tuberculosis of the lungs .....																																														
8. Cancer and other malignant tumors of the buccal cavity .....																																														
9. Cancer and other malignant tumors of the stomach, liver .....																																														
10. Cancer and other malignant tumors of the peritoneum, intestines, rectum .....																																														
11. Cancer and other malignant tumors of other organs and of organs not specified .....																																														
12. Chronic rheumatism and gout .....																																														
13. Diabetes .....																																														
14. Exophthalmic goitre .....																																														
15. Leucemia .....																																														
16. Anemia, chlorosis .....																																														
17. Alcoholism (acute or chronic) .....																																														
II.—DISEASES OF THE NERVOUS SYSTEM AND OF THE ORGANS OF SPECIAL SENSE.																																														
<b>Group Total</b> .....																																														
18. Simple meningitis .....																																														
19. Cerebral hemorrhage, apoplexy .....																																														
20. Paralysis without specified cause .....																																														
21. General paralysis of the insane .....																																														
22. Epilepsy .....																																														
23. Convulsions (non-puerperal) .....																																														
24. Convulsions of infants .....																																														
25. Other diseases of the nervous system .....																																														
26. Diseases of the ears .....																																														

III.—DISEASES OF THE CIRCULATORY SYSTEM.																		
<b>Group Total</b> .....																		
79.	Organic diseases of the heart	1	1	1	1	2	1	1	1	1	1	1	1	1	1	1	1	1
80.	Aneurysm pectus	1	1	1	1	1	1	1	1	1	1	1	1	1	1	1	1	1
81.	Diseases of the Arteries, aneurysm, etc.	1	1	1	1	1	1	1	1	1	1	1	1	1	1	1	1	1
<b>Group Total</b> .....																		
IV.—DISEASES OF THE RESPIRATORY SYSTEM.																		
<b>Group Total</b> .....																		
89.	Acute bronchitis	2	2	2	2	2	2	2	2	2	2	2	2	2	2	2	2	2
90.	Chronic bronchitis	2	2	2	2	2	2	2	2	2	2	2	2	2	2	2	2	2
92.	Pneumonia	6	2	1	1	1	1	1	1	1	1	1	1	1	1	1	1	1
94.	Pulmonary congestion, pulmonary apoplexy.	1	1	1	1	1	1	1	1	1	1	1	1	1	1	1	1	1
<b>Group Total</b> .....																		
V.—DISEASES OF THE DIGESTIVE SYSTEM.																		
<b>Group Total</b> .....																		
100.	Diseases of the pharynx	1	1	1	1	1	1	1	1	1	1	1	1	1	1	1	1	1
102.	Ulcer of the stomach	1	1	1	1	1	1	1	1	1	1	1	1	1	1	1	1	1
104.	Dysentery and enteritis (under 2 years)	8	6	2	2	2	2	2	2	2	2	2	2	2	2	2	2	2
105.	Dysentery and enteritis (2 years and over)	2	2	2	2	2	2	2	2	2	2	2	2	2	2	2	2	2
106.	Appendicitis and typhlitis	3	3	3	3	3	3	3	3	3	3	3	3	3	3	3	3	3
108.	Appendicital obstructions	1	1	1	1	1	1	1	1	1	1	1	1	1	1	1	1	1
109.	Fernates	1	1	1	1	1	1	1	1	1	1	1	1	1	1	1	1	1
110.	Diseases of the intestines	1	1	1	1	1	1	1	1	1	1	1	1	1	1	1	1	1
111.	Diseases of the liver	1	1	1	1	1	1	1	1	1	1	1	1	1	1	1	1	1
113.	Cirrhosis of the liver	1	1	1	1	1	1	1	1	1	1	1	1	1	1	1	1	1
<b>Group Total</b> .....																		
VI.—NON-VENEREAL DISEASES OF THE GENITO-URINARY SYSTEM AND ADNEXA.																		
<b>Group Total</b> .....																		
120.	Bright's disease	9	9	9	9	9	9	9	9	9	9	9	9	9	9	9	9	9
123.	Calculi of the urinary passages	1	1	1	1	1	1	1	1	1	1	1	1	1	1	1	1	1
<b>Group Total</b> .....																		
VII.—THE PUERPERAL STATE.																		
<b>Group Total</b> .....																		
134.	Accidents of pregnancy	2	2	2	2	2	2	2	2	2	2	2	2	2	2	2	2	2
137.	Puerperal septicaemia	1	1	1	1	1	1	1	1	1	1	1	1	1	1	1	1	1
<b>Group Total</b> .....																		
VIII.—DISEASES OF THE SKIN AND OF THE CELLULAE TISSUE.																		
<b>Group Total</b> .....																		
142.	Gangrene	1	1	1	1	1	1	1	1	1	1	1	1	1	1	1	1	1
<b>Group Total</b> .....																		
IX.—DISEASES OF THE BONES AND OF THE ORGANS OF LOCOMOTION.																		
<b>Group Total</b> .....																		
147.	Diseases of the joints (tuberculosis and rheumatism excepted)	1	1	1	1	1	1	1	1	1	1	1	1	1	1	1	1	1
<b>Group Total</b> .....																		



CAUSES OF DEATH IN THE TOWN OF SAULT STE. MARIE, 1912.

OFFICIAL ENGLISH TRANSLATION. DISEASES AND CAUSES OF DEATH.	Total.	Ages.												Sex.		Nativity.			Social Con.		Months.																																																																																																	
		Under 1.												Male.		Female.		Canada.			Foreign.			Not stated.		Single.		Married.		Not stated.																																																																																								
		0-1	1-2	2-3	3-4	4-5	5-9	10-14	15-19	20-29	30-39	40-49	50-59	60-69	70-79	80 and over.	Not stated.	Male.	Female.	Not stated.	1	2	3	4	5	6	7	8	9	10	11	12	13	14	15	16	17	18	19	20	21	22	23	24	25	26	27	28	29	30	31	32	33	34	35	36	37	38	39	40	41	42	43	44	45	46	47	48	49	50	51	52	53	54	55	56	57	58	59	60	61	62	63	64	65	66	67	68	69	70	71	72	73	74	75	76	77	78	79	80	81	82	83	84	85	86	87	88	89	90	91	92	93	94	95	96	97	98
Number of Column.	1																																																																																																																					
Grand Total	226																																																																																																																					
I.—GENERAL DISEASES.																																																																																																																						
Group Total	69																																																																																																																					
1. Typhoid fever	10																																																																																																																					
6. Measles	7																																																																																																																					
9. Diphtheria and croup	9																																																																																																																					
14. Dysentery	1																																																																																																																					
18. Erysipelas	1																																																																																																																					
20. Purulent infection and septicæmia	1																																																																																																																					
28. Tuberculosis of the lungs	19																																																																																																																					
30. Tuberculous meningitis	1																																																																																																																					
31. Abdominal tuberculosis	2																																																																																																																					
39. Cancer and other malignant tumors of the buccal cavity	1																																																																																																																					
40. Cancer and other malignant tumors of the stomach, liver	2																																																																																																																					
42. Cancer and other malignant tumors of the female genital organs	3																																																																																																																					
45. Cancer and other malignant tumors of other organs and of organs not specified	4																																																																																																																					
47. Acute articular rheumatism	1																																																																																																																					
48. Chronic rheumatism and gout	1																																																																																																																					
51. Exophthalmic goitre	1																																																																																																																					
54. Anæmia, chlorosis	1																																																																																																																					
55. Other general diseases	3																																																																																																																					
56. Alcoholism (acute or chronic)	1																																																																																																																					
II.—DISEASES OF THE NERVOUS SYSTEM AND OF THE ORGANS OF SPECIAL SENSE.																																																																																																																						
Group Total	21																																																																																																																					
61. Simple meningitis	3																																																																																																																					
64. Cerebral hæmorrhage, apoplexy	8																																																																																																																					
66. Paralysis without specified cause	1																																																																																																																					
71. Convulsions of infants	8																																																																																																																					
76. Diseases of the ears	1																																																																																																																					













CAUSES OF DEATH IN THE TOWN OF WELLAND, 1912.\*

Number of Coluann.	Ages.													Sex.		Nativity.			Social Con.			Months.																										
	Under 1.													Male.		Female.		Canada.			Foreign.			Not stated.			Single.			Married.			Not stated.															
	0-1	1-2	2-3	3-4	4-5	5-6	6-7	7-8	8-9	9-10	10-14	15-19	20-29	30-39	40-49	50-59	60-69	70-79	80 and over.	Not stated.	Male.	Female.	Not stated.	20	21	22	23	24	25	26	27	28	29	30	31	32	33	34	35	36	37	38	39	40	41	42	43	44
Total.	1	2	3	4	5	6	7	8	9	10	11	12	13	14	15	16	17	18	19	20	21	22	23	24	25	26	27	28	29	30	31	32	33	34	35	36	37	38	39	40	41	42	43	44				
Group Total	41	13	1	1	1	1	1	2	5	2	2	4	2	2	2	2	3	24	16	1	30	11	3	18	18	5	5	12	4	1	1	1	1	1	1	1	1	1	1	1	1	1	1	1	1	1		
I.—GENERAL DISEASES.																																																
Group Total	8	1	1	1	1	1	1	2	5	1	1	1	1	1	1	1	2	3	3	5	4	4	4	3	4	4	1	2	2	2	2	2	2	2	2	2	2	2	2	2	2	2	2	2	2	2	2	2
1. Typhoid fever																																																
2. Whooping cough																																																
3. Tuberculosis of the lungs																																																
54. Anemia, chlorosis																																																
II.—DISEASES OF THE NERVOUS SYSTEM AND OF THE ORGANS OF SPECIAL SENSE.																																																
Group Total	4	2	2	2	2	2	2	2	4	1	1	1	1	1	1	1	1	1	1	1	3	1	2	2	2	2	2	2	2	2	2	2	2	2	2	2	2	2	2	2	2	2	2	2	2	2	2	2
61. Simple meningitis																																																
62. Locomotor ataxia																																																
71. Convulsions of infants																																																
III.—DISEASES OF THE CIRCULATORY SYSTEM.																																																
Group Total	3	3	3	3	3	3	3	3	2	2	2	2	2	2	2	2	2	2	2	2	3	3	3	3	3	3	3	3	3	3	3	3	3	3	3	3	3	3	3	3	3	3	3	3	3	3	3	3
79. Organic diseases of the heart																																																
IV.—DISEASES OF THE RESPIRATORY SYSTEM.																																																
Group Total	7	2	2	2	2	2	2	2	4	1	1	1	1	1	1	1	1	3	4	6	6	6	6	4	4	4	4	4	4	4	4	4	4	4	4	4	4	4	4	4	4	4	4	4	4	4	4	4
87. Diseases of the larynx																																																
90. Chronic bronchitis																																																
91. Broncho-pneumonia																																																
92. Pneumonia																																																
V.—DISEASES OF THE DIGESTIVE SYSTEM.																																																
Group Total	1	1	1	1	1	1	1	1	1	1	1	1	1	1	1	1	1	1	1	1	1	1	1	1	1	1	1	1	1	1	1	1	1	1	1	1	1	1	1	1	1	1	1	1	1	1	1	
99. Diseases of the mouth and adnexa																																																

\* Returns for first quarter only.

WELLAND—Concluded.

	1	2	3	4	5	6	7	8	9	10	11	12	13	14	15	16	17	18	19	20	21	22	23	24	25	26	27	28	29	30	31	32	33	34	35	36	37	38		
Number of Column.																																								
VI.—NON-VENEREAL DISEASES OF THE GENITO-URINARY SYSTEM AND ADNEXA.																																								
Group Total	2										1									1	2																			
120. Bright's disease	2									1										1	2																			
VII.—THE PUERPERAL STATE.																																								
Group Total	1									1										1	1																			
138. Puerperal albuminuria and convulsions	1									1										1	1																			
VIII.—DISEASES OF THE SKIN AND OF THE CELLULAR TISSUE.																																								
Group Total	1									1										1	1																			
142. Gangrene	1									1										1	1																			
XI.—DISEASES OF EARLY INFANCY.																																								
Group Total	7	7																		2	4																			
151. Congenital debility, icterus, and sclerema	7	7																		2	4																			
154. XII.—OLD AGE.																																								
Group Total	3																			2	1																			
XIII.—AFFECTIONS PRODUCED BY EXTERNAL CAUSES.																																								
Group Total	4									1	1	1								3	1																			
157. Suicide by hanging or strangulation	1																			1	1																			
167. Burns (conflagration excepted)	1																			1	1																			
175. Traumatism by other crushing (vehicles, rail-road, landslides, etc.)	1																			1	1																			
185. Fractures (cause not specified)	1																			1	1																			
Not included in totals	4	4																		4	4																			
STILL-BIRTHS.																																								

226.



PLATE 1



