

ensus
81.4
54x
84
7.11
t.15
.1

1982

Census of Service Industries

SC82-A-15

GEOGRAPHIC AREA SERIES

Indiana



BUREAU OF THE CENSUS
LIBRARY

The publications
from the 1982 Economic and
Agriculture Censuses are dedicated
to the memory of Shirley Kallek,
Associate Director for Economic Fields.
During her career at the Bureau of the
Census (1955 to 1983), she continually
directed efforts to improve
the timeliness and accuracy of
economic statistics.

1982

Census of Service Industries

SC82-A-15

GEOGRAPHIC AREA SERIES

Indiana

Issued December 1984



U.S. Department of Commerce
Malcolm Baldrige, Secretary
Clarence J. Brown, Deputy Secretary
Sidney Jones, Under Secretary for
Economic Affairs

BUREAU OF THE CENSUS
John G. Keane,
Director



BUREAU OF THE CENSUS
John G. Keane, Director
C. L. Kincannon, Deputy Director

**Charles A. Waite, Associate Director for
Economic Fields**

**John H. Berry, Assistant Director for
Economic and Agriculture Censuses**

BUSINESS DIVISION
Howard N. Hamilton, Chief

ACKNOWLEDGMENTS—Many persons participated in the various activities of the 1982 Census of Service Industries. Primary direction of the program was performed by **Shirley Kallek**, Associate Director for Economic Fields (until May 1983), **Charles A. Waite**, her successor, and **Michael G. Farrell**, Assistant Director for Economic and Agriculture Censuses (until August 1984), and **John H. Berry**, his successor.

This report was prepared in the Business Division under the general direction of **Gerald F. Cranford**, Chief (until December 1983), and **Howard N. Hamilton**, his successor. **Bobby E. Russell**, Assistant Division Chief for Census Programs, was responsible for the overall planning and management of the census of service industries; he also coordinated Business Division's activities with other divisions.

Planning and implementing this report were under the direction of **Sidney O. Marcus**, Chief, Service Census Branch, with primary staff assistance by **Jack B. Moody**, **Rockwell Livingston**, **Leatrice D. Hines**, **Thomas E. Bell**, **Tom S. Hinman**, **Kathryn B. Cheza**, **Helen M. Reilly**, and **Donna L. Nafzinger**. **Alvin H. Barten**, Chief, Cross Industries Branch, with primary staff assistance by **Edward D. Walker**, coordinated activities, specifications, and procedures with the other economic censuses. Computer programs were developed under the general supervision of **Howard R. Dennis**, Assistant Division Chief for Data Processing. **William C. Wester**, Chief, Census Programming Branch, assisted by **Steven G. McCraith**, **Judith A. McKay**, **William E. Jagg**, and **Robert J. Hemmig**, was primarily responsible for planning and implementing the programs. The computer programs were developed by **Leonard S. Sammarco**, **Jane M. Jaworski**, **Ann Chen Liau**, **Janice S. Farquhar**, **Donald K. Salzman**, and **Christina Arledge**. **Emory G. Fuller** and **Pearl E. Young** were responsible for scheduling and control of computer processing. Quality control and sample design were under the direction of **Nash J. Monsour**, Assistant Division Chief for Research and Methodology, with primary staff assistance by **Joseph K. Garrett**, **Carl A. Konschnik**, and **Michael Z. Shimberg**. **Dorothy J. Reynolds**, Assistant Division Chief for Current Programs, provided valuable assistance in coordinating the current survey interface.

Systems and procedures for mailout, receipt, correspondence, data input, industry classification, other clerical processing, administrative record processing, and quality control, along with the associated electronic computer programs, were developed in the Economic Surveys Division, **W. Joel Richardson**, Chief.

Planning, design, review, and composition of report forms were performed in the Administrative Services Division, **Robert L. Kirkland**, Chief.

Publication planning, design, editorial review, composition, and printing procurement were performed in the Publications Services Division, **Raymond J. Koski**, Chief.

Geographic coding procedures and associated computer programs were developed in the Geography Division, **Robert W. Marx**, Chief.

Mailout preparation and receipt operations, clerical and analytical review activities, data keying, and geocoding review were performed in the Data Preparation Division, **Don L. Adams**, Chief.

Computer processing was performed in the Computer Services Division, **C. Thomas DiNenna**, Chief (until February 1984), and **John E. Halterman**, his successor.

Photocomposition programs for the statistical tables were developed in the Systems Support Division, **Larry J. Patin**, Chief (until October 1983), and **Arnold E. Levin**, his successor.

The overall planning and review of the census operations were performed by the staff of the office of the Assistant Director for Economic and Agriculture Censuses.

Special acknowledgment is also due the many businesses whose cooperation has contributed to the publication of these data.

Library of Congress Cataloging in Publication Data

Census of service industries (1982)
1982 census of service industries.

Contents: [1] Geographic area series — [2] Industry series.

Supt. of Doc. no.: C 3.257/3: SC82-A-

1. Service industries—United States—Statistics.

I. United States. Bureau of the Census. II. Title.

HD9981.4.C46 1984 338.4'7'000973 83-600218

For sale by Superintendent of Documents, U.S. Government Printing Office, Washington, D.C. 20402.

INTRODUCTION

ECONOMIC CENSUSES OVER TIME

The early beginnings of America's industrial output were first measured in the United States in the 1810 Decennial Census and again in 1820, when questions on manufacturing were included with those for population. Beginning with the 1840 Decennial Census, there were enumerations of manufactures and mineral industries at 10-year intervals up to and including the year 1900 for manufactures and 1940 for mineral industries. The latter census was again taken for 1954, 1958, 1963, and 1967.

Because of the increasing dominance of manufacturing in the early 20th century, Congress directed that quinquennial censuses of manufactures be taken beginning in 1905. However, from 1919 through 1939, these censuses were conducted every 2 years. The need for war-related current surveys in the early 1940's postponed the next census of manufactures until 1948 (for 1947). That census was again taken for 1954, 1958, 1963, and 1967.

Retail and wholesale trade data were first collected in 1930, and in 1933 information on selected service industries was added to the data-collection operation. These business censuses, as they were called, were again taken for 1935, 1939 (as part of the 1940 decennial program), 1948, 1954, 1958, 1963, and 1967.

Information on construction industries was first obtained in 1930 and again for 1935 and 1939. Data for the full spectrum of construction industries were not gathered again until 1968 (for 1967).

The need for transportation data to supplement information available from existing governmental or private sources was recognized by Congress in the late 1950's and early 1960's. The census of transportation (consisting of several surveys) was first taken for 1963 and again for 1967.

Since 1967, all of the above censuses have been taken quinquennially as part of the Census Bureau's economic census program. (For the 1977 censuses, the coverage of the service industries was broadened from "selected services" to all services, except religious organizations and private households. A total of 41 additional four-digit standard industrial classifications¹ (SIC's) in 7 SIC major groups was added to the scope of the census. While most of the industries included for the first time for 1977 were covered again for 1982, some were not, i.e., hospitals; elementary and secondary schools; colleges, universities, and professional schools; junior colleges and technical institutes; labor unions and similar labor organizations; and political organizations.)

¹Standard Industrial Classification Manual: 1972. For sale by Superintendent of Documents, U.S. Government Printing Office, Washington, D.C. 20402. Stock No. 041-001-00066-6. 1977 Supplement. Stock No. 003-005-00176-0.

The first manufacturing census for an outlying area was conducted in Puerto Rico for the year 1909. Thereafter, with the exception of 1929, a census was taken at 10-year intervals through 1949. The first censuses of retail trade, wholesale trade, and selected service industries in Puerto Rico were conducted for 1939. These censuses also were taken for the years 1949, 1954, 1958, 1963, and 1967. A census of construction industries was first introduced in Puerto Rico for 1967. These censuses of Puerto Rico have been taken since then for the years 1972, 1977, and 1982.

Censuses of manufactures, retail trade, wholesale trade, and selected service industries were conducted in Guam and the Virgin Islands of the United States for 1958, 1963, 1967, 1972, 1977, and 1982. Censuses of mineral industries were taken in the Virgin Islands of the United States for the years 1958, 1963, and 1967 but not since that time. A census of construction industries was also undertaken in these areas for 1972, 1977, and 1982.

Retail trade, wholesale trade, selected service industries, manufacturing, and construction industries were canvassed for the first time in the Northern Mariana Islands in 1983 (for 1982).

For 1982, the economic censuses and agriculture censuses were conducted concurrently.

USES OF THE ECONOMIC CENSUSES

The economic censuses are the major source for facts about the structure and functioning of the Nation's economy and provide essential information for government, business, industry, and the general public. They provide an important part of the framework for such composite measures as the gross national product, input-output measures, indexes of industrial production, and indexes measuring productivity and price levels. Information from the censuses is used to establish sampling frames and as benchmarks for current surveys of business activity, which are essential for measuring short-term economic conditions.

State and local governments use census data to assess business activities within their jurisdictions. The private sector uses the data to forecast general economic conditions; analyze sales performance; lay out sales territories; allocate funds for advertising; decide on locations for new plants, warehouses, or stores; and measure potential markets in terms of size, geographic areas, kinds of business, and kinds of products made or sold.

Following every census, thousands of businesses and other users purchase reports. Likewise, census facts are widely disseminated by trade associations, business journals, and newspapers. Volumes containing census statistics are available in most major public and college libraries. All 1982 data are available on microfiche from the U.S. Government Printing Office and most data on

computer tape from the Census Bureau. Finally, the more than 50 State Data Centers also are suppliers of economic census statistics.

AUTHORITY AND SCOPE OF THE ECONOMIC CENSUSES

The economic censuses are required by law under title 13 of the United States Code, sections 131, 191, and 224, which directs that they be taken at 5-year intervals for the years ending in 2 and 7. The 1982 Economic Censuses covered manufacturing, mining, construction industries, retail trade, wholesale trade, service industries, and selected transportation activities. Special programs also cover minority-owned and women-owned businesses. The next economic censuses are scheduled to be taken in 1988 for the year 1987.

CENSUS OF SERVICE INDUSTRIES

The 1982 Census of Service Industries, part of the 1982 Economic Censuses, covered service industries as defined in the Standard Industrial Classification (SIC) Manual,¹ except Hospitals (SIC 806), Elementary and secondary schools (SIC 821), Colleges, universities, professional schools, and junior colleges (SIC 822), Labor unions and similar labor organizations (SIC 863), Political organizations (SIC 865), Religious organizations (SIC 866), Private households (SIC 881), and governmental organizations classified in the covered industries.

Data are presented for establishments in the following classifications:

SIC code	Title
70	Hotels, rooming houses, camps, and other lodging places
72	Personal services
73	Business services
75	Automotive repair, services, and garages
76	Miscellaneous repair services
78, 79	Amusement and recreation services, including motion pictures
80, ex. 806	Health services, except hospitals
81	Legal services
823, 4, 9	Selected educational services
83	Social services
84	Noncommercial museums, art galleries, and botanical and zoological gardens
861, 2, 4, 9	Selected membership organizations
89	Miscellaneous services

This series of reports presents data for service establishments of firms subject to Federal income tax and

¹Standard Industrial Classification Manual: 1972. For sale by Superintendent of Documents, U.S. Government Printing Office, Washington, D.C. 20402. Stock No. 041-001-00066-6. 1977 Supplement, Stock No. 003-005-00176-0.

IV INTRODUCTION

(in separate tables) for firms which are exempt from Federal income tax under provisions of section 501 of the Internal Revenue Code. For 1982, only establishments with some payroll during the year are included; for previous census years, all establishments are included. For a more detailed explanation, see appendix A.

Many of the "kinds of business" or operation included in this report are not commercial in the sense of a "for-profit" activity; and the terms used to describe commercial business units often are not descriptive of such services. However, in the aggregate measurement of the production and delivery of goods and services in the economy, an attempt is made to maintain as much conformity of measures as practicable. Therefore, while some of the data measures, concepts, or terms (such as "business," "establishment," and "firm") are not usually associated with many of the noncommercial and professional activities, it must be recognized that they refer to an economic unit, such as a physical location or legal entity, involved in the production or distribution of goods or rendering of services.

The basic tabulations in this report do not include data for establishments which are auxiliary (primary function is providing a service, such as warehouses) to service establishments within the same organization. Data for auxiliaries are presented for selected industrial classifications in tables included in the United States Summary report issued as part of this series. Data for auxiliaries are presented for more detailed industry breakdowns in a subsequent report issued as part of the 1982 Enterprise Statistics reports.

For the 1982 Census of Service Industries, large- and medium-size firms, plus all firms known to operate more than one establishment, were sent questionnaires to be completed and returned to the Bureau by mail. For most very small firms, data from existing administrative records of other Federal agencies were used instead. These records provided basic information on location, kind of business, receipts, payroll, number of employees, and legal form of organization. In addition, more detailed information for selected kinds of business was obtained on the various questionnaires.

Appendix A gives a more detailed explanation of census coverage and methodology.

CENSUS DISCLOSURE RULES

In accordance with Federal law governing census reports, no data are published that would disclose the operations of an individual establishment or business. However, the number of establishments in a kind-of-business classification is not considered a disclosure, so this information may be released even though other information is withheld.

GEOGRAPHIC AREAS COVERED

This report series presents data for the following areas:

1. The United States as a whole.
2. Each State and the District of Columbia.

SERVICE INDUSTRIES—GEOGRAPHIC AREA SERIES

3. Each standard consolidated statistical area (SCSA) defined by the Office of Management and Budget as of January 1, 1982, meeting the criteria published in the 1975 Standard Metropolitan Statistical Areas manual or Federal Register, January 3, 1980, Vol. 45, No. 2.^{2 3} An SCSA is an area used to facilitate the presentation and analysis of data for large concentrations of metropolitan populations. It includes two or more contiguous standard metropolitan statistical areas which have a population of at least 1,000,000⁴ and which meet specific criteria of urban character and of social and economic integration.
4. Each standard metropolitan statistical area (SMSA) defined by the Office of Management and Budget as of January 1, 1982, meeting the criteria published in the 1975 Standard Metropolitan Statistical Areas manual or Federal Register, January 3, 1980, Vol. 45, No. 2.³ An SMSA is an integrated economic and social unit with a population nucleus of at least 50,000 inhabitants.⁴ Each SMSA consists of one or more counties meeting standards of metropolitan character; in New England, cities and towns rather than counties are the component geographic units.
5. The area within the State outside standard metropolitan statistical areas.
6. Each county or county equivalent.^{5 6}
7. Each municipality of 2,500 inhabitants or more incorporated as a city, borough, village, or town.^{4 5}
For the economic censuses, boroughs and census areas in Alaska, boroughs in New York, and towns in New York and Wisconsin are not included in this category.
8. Special economic urban areas (SEUA's), which include townships in New Jersey and Pennsylvania and towns in New England with 10,000 inhabitants or more.⁴

DOLLAR VALUES

All dollar values presented in this report are expressed in current dollars, i.e., 1982 data are expressed in 1982 dollars and 1977 data in 1977 dollars. Consequently, when making comparisons to prior years, users of the data should consider the inflation that has occurred.

RELIABILITY OF DATA

All data compiled in this report originated from either census questionnaires or administrative records of other Federal agencies and, therefore, are not subject to sampling errors. However, the data are subject to nonsampling errors. Nonsampling errors can be attributed to many sources: inability to identify all cases in the actual universe; definition and classification difficulties; differences in the interpretation of questions; errors in recording or coding the data obtained; and other errors of collection, response, coverage, and estimation for missing or misreported data.

The accuracy of these tabulated data is determined by the joint effects of the various nonsampling errors. No direct measurement of these effects has been obtained except for estimation for missing or misreported data; however, precautionary steps were taken in all phases of the collection, processing, and tabulation of the data in an effort to minimize the effects of nonsampling errors.

The Bureau of the Census obtains on computer tape limited information extracted from administrative records of other Federal agencies. This information is used in conjunction with other information available to the Census Bureau to develop estimates for small employers and other establishments for which responses were not received in time for publication. For an indication of the extent that data included in these reports were obtained from the administrative records of other Federal agencies and from estimation, rather than reports directly from respondents, see appendix E. Also, see appendix A for a more detailed explanation of census coverage and methodology.

MICROFICHE AND COMPUTER TAPES

The data in this report series are also available on microfiche and computer tapes. Microfiche reports are sold by the U.S. Government Printing Office. Computer tapes are sold by the Data User Services Division, Customer Services (Tapes), Bureau of the Census, Washington, D.C. 20233.

SPECIAL TABULATIONS

Special tabulations of data collected in the 1982 Census of Service Industries may be obtained, depending on availability of time and personnel, on computer tape or in tabular form. The data will be in summary form and subject to the same rules prohibiting disclosure of confidential information (including name, address, kind of business, or other data for individual business establishments or companies) as are the regular publications.

²Standard Metropolitan Statistical Areas, Revised Edition 1975 (for SMSA's prior to January 3, 1980). For sale by Superintendent of Documents, U.S. Government Printing Office, Washington, D.C. 20402 and Federal Register (for SMSA's since January 3, 1980), Vol. 45, No. 2, pages 956-963. Available from Office of Information and Regulatory Affairs, Office of Management and Budget, Washington, D.C. 20503.

³On June 30, 1983, the Office of Management and Budget announced newly defined metropolitan statistical areas (MSA's), consolidated metropolitan statistical areas (CMSA's), and primary metropolitan statistical areas (PMSA's) into which previously defined SMSA's and SCSA's were restructured. The 1982 Economic Censuses publications do not present data for the newly defined areas. These areas were defined after 1982 publication plans were almost complete. Inclusion of the newly defined areas would have materially delayed the publication of the 1982 Economic Censuses reports. However, limited 1977 data for the new areas will be published in the 1984 edition of the *State and Metropolitan Area Data Book*, and limited 1982 data will be published in the 1985 edition.

⁴According to 1980 Census of Population.

⁵Those defined as of January 1, 1982.

⁶See appendix F for Alaska, Louisiana, Maryland, Missouri, Montana, Nevada, Virginia, and District of Columbia county equivalents.

Special tabulations are prepared on a cost basis. A request for a cost estimate, as well as exact specifications on the type and format of the data to be provided, should be directed to the Chief, Business Division, Bureau of the Census, Washington, D.C. 20233.

To discuss a special tabulation before submitting specifications, call 301-763-5282.

ABBREVIATIONS AND SYMBOLS

The following abbreviations and symbols are used in this publication:

- * See kind-of-business descriptions in appendix A for treatment of plant outlets.
- ** Data not provided because establishments without payroll are classified only at a broader kind-of-business level by the Internal Revenue Service.
- Represents zero.

†† Not available. Data for most establishments without payroll were extracted from information reported by businesses on Internal Revenue Service (IRS) Form 1040, Schedule C. These data could not be published as planned because many businesses were miscoded by IRS into miscellaneous categories rather than being classified in the specific kind of business.

(D) Withheld to avoid disclosing data for individual companies; data are included in broader kind-of-business totals.

(IC) Independent city.

(NA) Not available.

(NC) Not comparable.

(X) Not applicable.

n.e.c. Not elsewhere classified.

pt. Part.

r Revised.

SIC Standard Industrial Classification.

SCSA Standard Consolidated Statistical Area.

SMSA Standard Metropolitan Statistical Area.

Users' Guide for Locating Statistics in This Report by Table Number

Information shown in tables	Table															
	1a	1b	2a	2b	3a	3b	4a	4b	5a	5b	6	7	8	9	10	
GEOGRAPHIC AREAS																
The State	X	X	X	X	X	X								X	X	X
SCSA's in the State							X	X								
SMSA's in the State							X	X								
Area of the State not in any SMSA									X	X						
Counties in the State											¹ X		X	X		
Places in the State												¹ X	² X			² X
DATA ITEMS³																
Establishments	X	X		X			X	X	X	X	X	X	X			
Receipts	X		X				X		X		X	X	X			
Revenue		X						X		X						
Expenses				X												
Annual payroll	X	X	X	X			X	X	X	X	X	X	X			
First quarter payroll	X	X					X	X	X	X	X	X	X			
Paid employees for pay period including March 12	X	X					X	X	X	X	X	X	X			
1977 to 1982 comparative statistics (receipts, payroll)			X													
1977 to 1982 comparative statistics (expenses, payroll)				X												
Receipts per establishment					X											
Revenue per establishment						X										
Expenses per establishment						X										
Receipts per employee					X											
Revenue per employee						X										
Expenses per employee						X										
Annual payroll per employee					X	X										
Employees per establishment					X	X										
Counties ranked by volume of receipts														X		
Places ranked by volume of receipts																² X

¹Includes areas with 300 or more service establishments of firms subject to Federal income tax.

²Includes places with 2,500 inhabitants or more, according to the 1980 Census of Population.

³See Explanation of Terms, appendix A.

Users' Guide for Locating Statistics in the 1982 Census of Service Industries Reports

Report and geographic area	Information shown in reports by kind of business or industry category									
	Number of establishments	Receipts/Revenue (\$1,000)	Payroll (\$1,000)	Number of employees	Selected ratios	Receipts size and employment size of establishments and firms	Concentration ratio of largest firms	Single units and multi-units	Legal form of organization	Selected topics
GEOGRAPHIC AREA SERIES										
United States	X	X	X	X	X					
State	X	X	X	X	X					
SCSA	X	X	X	X						
SMSA	X	X	X	X						
County	X	X	X	X						
Place	X	X	X	X						
ESTABLISHMENT AND FIRM SIZE (INCLUDING LEGAL FORM OF ORGANIZATION)										
United States	X	X	X	X		X	X	X	X	
CAPITAL EXPENDITURES, DEPRECIABLE ASSETS, AND OPERATING EXPENSES										
United States		X	X						X	X
HOTELS, MOTELS, AND OTHER LODGING PLACES										
United States	X	X	X	X						X
State	X	X	X	X						
SMSA	X	X								X
MOTION PICTURE INDUSTRY										
United States	X	X	X	X						X
State	X	X	X	X						
SMSA	X	X								X
MISCELLANEOUS SUBJECTS										
United States	X	X	X	X						X
State	X	X	X	X						X
SMSA	X	X	X	X						X

Indiana

CONTENTS

[Page numbers listed here omit the prefix that appears as part of the number of each page]

	Page
Introduction	III
Users' Guide for Locating Statistics in This Report by Table Number	VII
Users' Guide for Locating Statistics in the 1982 Census of Service Industries Reports	VIII
Summary of Findings	2

TABLES

1a. Summary Statistics for Firms Subject to Federal Income Tax for the State: 1982	3
1b. Summary Statistics for Firms Exempt From Federal Income Tax for the State: 1982	6
2a. Comparative Statistics for Firms Subject to Federal Income Tax for the State: 1982 and 1977	7
2b. Comparative Statistics for Firms Exempt From Federal Income Tax for the State: 1982 and 1977	10
3a. Selected Ratios for Firms Subject to Federal Income Tax for the State: 1982	10
3b. Selected Ratios for Firms Exempt From Federal Income Tax for the State: 1982	13
4a. Summary Statistics for Firms Subject to Federal Income Tax for Standard Metropolitan Statistical Areas: 1982	13
4b. Summary Statistics for Firms Exempt From Federal Income Tax for Standard Metropolitan Statistical Areas: 1982	42
5a. Summary Statistics for Firms Subject to Federal Income Tax for the Area Outside Standard Metropolitan Statistical Areas: 1982	51
5b. Summary Statistics for Firms Exempt From Federal Income Tax for the Area Outside Standard Metropolitan Statistical Areas: 1982	54
6. Summary Statistics for Firms Subject to Federal Income Tax for Counties With 300 Establishments or More: 1982	55
7. Summary Statistics for Firms Subject to Federal Income Tax for Places With 300 Establishments or More: 1982	73
8. Summary Statistics for Firms Subject to Federal Income Tax for Counties and for Places With 2,500 Inhabitants or More: 1982	89
9. Counties Ranked by Volume of Receipts of Firms Subject to Federal Income Tax: 1982	96
10. Places With 2,500 Inhabitants or More Ranked by Volume of Receipts of Firms Subject to Federal Income Tax: 1982	96

APPENDIXES

A. General Explanation	A-1
B. General Questions	B-1
C. Kind-of-Business Titles and Reporting-Form Numbers	C-1
D. Standard Metropolitan Statistical Areas	D-1
E. Percent of Receipts/Revenue Based on Administrative Records and Estimation for the State: 1982	E-1
F. Geographic Notes	F-1

Publication Program Inside back cover

SUMMARY OF FINDINGS

FIRMS SUBJECT TO FEDERAL INCOME TAX

Data from the 1982 Census of Service Industries show that Indiana's 24,380 service industries establishments of firms with payroll that were subject to Federal income tax had receipts totaling \$6.3 billion, an increase of 67 percent from \$3.7 billion in 1977.

For establishments with payroll, receipts of offices of physicians totaled \$1.1 billion, compared to \$594 million in 1977. Other leading service kinds of business in 1982 were nursing and personal care facilities with receipts of \$408 million; legal services with \$400 million in receipts; and hotels, motor hotels, and motels, \$344 million.

Receipts per establishment averaged \$256 thousand. Industrial launderers averaged \$1.9 million per establishment; photofinishing laboratories, \$1.3 million; nursing and personal care facilities, \$1.0 million; and armature rewinding shops, \$960 thousand.

Receipts per employee averaged \$33 thousand in 1982. Automotive rental and leasing services, without drivers had receipts per employee of \$104 thousand, which contrasts sharply with the \$10 thousand per employee average for child day care services.

There were 187,640 paid employees (full- and part-time) working in service industries in the State as of mid-March 1982. Nursing and personal care facilities had 25,546 employees; offices of physicians, 17,867 employees; and hotels, motor hotels, and motels, 14,335.

Marion County led all counties in the State, accounting for 29 percent of the State total for service industries

receipts. Indianapolis had the largest receipts among the places in the State, with 27 percent of the State total.

ORGANIZATIONS EXEMPT FROM FEDERAL INCOME TAX

Data from the census show that Indiana's 3,622 service industries establishments of firms and other organizations with payroll that were exempt from Federal income tax had revenue totaling \$1.0 billion, expenses of \$932 million, and payroll of \$384 million in 1982.

For establishments in the tax-exempt category, civic, social, and fraternal associations had revenue of \$191 million. Other leading classifications were individual and family social services with revenue of \$117 million; and nursing and personal care facilities, \$87 million.

For 1982, revenue of service establishments in Indiana averaged \$286 thousand per establishment. Nursing and personal care facilities had average revenue of \$1.2 million; outpatient care facilities averaged \$554 thousand; and noncommercial educational, scientific, and research organizations, \$362 thousand.

There were 46,539 paid employees (full- and part-time) working in establishments of organizations exempt from Federal income tax as of mid-March 1982. Civic, social, and fraternal associations had 8,557 employees; job training and vocational rehabilitation services, 6,799; and nursing and personal care facilities, 5,630.

Table 1a. Summary Statistics for Firms Subject to Federal Income Tax for the State: 1982

For meaning of abbreviations and symbols, see introductory text. For explanation of terms and comparability of 1977 and 1982 censuses, see appendix A]

SIC code	Kind of business or operation	All establishments				Establishments with payroll				
		Number	Receipts (\$1,000)	Unincorporated businesses or operations		Number	Receipts (\$1,000)	Annual payroll (\$1,000)	First quarter payroll (\$1,000)	Paid employees for pay period including March 12 (number)
				Individual proprietorships (number)	Partnerships (number)					
	Total -----	††	††	††	††	24 380	6 251 868	2 313 347	556 023	187 640
70	Hotels, motels, and other lodging places -----	††	††	††	††	595	355 387	101 325	22 789	14 636
7011	Hotels, motor hotels, and motels-----	††	††	††	††	494	343 503	98 829	22 317	14 335
7011 pt.	Hotels-----	††	††	††	††	124	143 343	44 595	10 211	6 435
7011 pt.	Hotels, 25 guestrooms or more-----	**	**	**	**	90	139 974	44 001	10 086	6 313
7011 pt.	Hotels, less than 25 guestrooms-----	**	**	**	**	34	3 369	594	125	122
7011 pt.	Motels, motor hotels, and tourist courts-----	††	††	††	††	370	200 160	54 234	12 106	7 900
7011 pt.	Motels, tourist courts-----	**	**	**	**	392	145 584	38 639	8 576	5 757
7011 pt.	Motor hotels-----	**	**	**	**	38	54 576	15 595	3 530	2 143
702, 3, 4	Other lodging places-----	††	††	††	††	101	11 884	2 496	472	301
703	Trailer parks and camps-----	††	††	††	††	80	10 554	2 128	375	227
7032	Sporting and recreational camps-----	††	††	††	††	26	4 464	974	211	136
7033	Trailer parks and camp sites for transients-----	††	††	††	††	54	6 090	1 154	164	91
702, 4	Rooming, boarding, and membership lodging-----	††	††	††	††	21	1 330	368	97	74
702	Rooming and boarding houses-----	††	††	††	††	17	964	293	75	54
704	Organization hotels and lodging houses, on membership basis-----	††	††	††	††	4	366	75	22	20
72	Personal services -----	††	††	††	††	3 768	499 151	167 735	39 408	21 785
721	Laundry, cleaning, and garment services-----	††	††	††	††	1 079	192 045	68 042	15 993	8 180
7215	Coin-operated laundries and dry cleaning-----	††	††	††	††	406	31 384	7 282	1 735	1 455
7215 pt.	Coin-operated laundries and dry-cleaning stores-----	**	**	**	**	395	27 836	6 538	1 546	1 396
7215 pt.	Coin-operated laundry machine routes-----	**	**	**	**	11	3 548	744	189	59
721 ex.	Other laundry, cleaning, and garment services-----	††	††	††	††	673	160 661	60 760	14 258	6 725
7215	Power laundries, family and commercial*-----	**	**	**	**	34	12 968	6 335	1 573	828
7216	Dry-cleaning plants, except rug cleaning*-----	**	**	**	**	407	52 883	20 881	4 839	2 947
Other 721	Laundry and cleaning services, n.e.c.*-----	**	**	**	**	232	94 810	33 544	7 846	2 950
7212	Garment pressing and agents for laundries and dry cleaners-----	**	**	**	**	39	2 346	710	177	127
7213	Linen supply*-----	**	**	**	**	24	21 343	8 027	1 889	762
7217	Carpet and upholstery cleaning-----	**	**	**	**	113	8 627	2 755	569	369
7218	Industrial laundries*-----	**	**	**	**	31	58 458	20 554	4 869	1 529
7214, 9	Other laundry, garment services, including diaper*-----	**	**	**	**	25	4 036	1 498	342	163
7214	Diaper service*-----	**	**	**	**	4	2 991	1 112	261	97
7219	Laundry and garment services, n.e.c.-----	**	**	**	**	21	1 045	386	81	66
722	Photographic studios, portrait-----	††	††	††	††	178	36 789	7 530	1 795	1 133
723, 4	Beauty and barber shops-----	††	††	††	††	1 457	88 972	41 354	9 434	5 571
723	Beauty shops-----	††	††	††	††	1 348	82 974	38 526	8 770	5 293
724	Barber shops-----	††	††	††	††	109	5 998	2 828	664	278
725	Shoe repair, shoe shine, and hat-cleaning shops-----	††	††	††	††	59	3 760	1 195	282	154
726	Funeral service and crematories-----	††	††	††	††	495	110 100	28 770	6 608	2 213
729	Miscellaneous personal services-----	††	††	††	††	500	67 485	20 844	5 296	4 534
729 pt.	Reducing salons and health clubs, except resorts-----	**	**	**	**	93	23 146	7 788	1 680	1 421
729 pt.	Tax preparation services-----	**	**	**	**	138	12 552	4 306	1 521	1 481
729 pt.	Other personal services, n.e.c.-----	**	**	**	**	269	31 787	8 750	2 095	1 632
73	Business services -----	††	††	††	††	3 493	1 169 519	468 642	112 081	40 950
731	Advertising-----	††	††	††	††	228	85 273	32 856	8 094	2 014
7311	Advertising agencies-----	**	**	**	**	172	58 002	24 380	6 065	1 433
7312	Outdoor advertising services-----	**	**	**	**	26	19 949	4 687	1 146	250
7313	Radio, TV, publishers' advertising representatives-----	**	**	**	**	13	4 868	3 032	725	206
7319	Advertising, n.e.c.-----	**	**	**	**	17	2 454	757	158	125
734	Services to dwellings and other buildings-----	††	††	††	††	631	90 685	45 169	10 430	7 366
7341	Window cleaning-----	**	**	**	**	16	1 740	867	187	80
7342	Disinfecting and exterminating services-----	**	**	**	**	130	23 213	9 068	2 028	786
7349	Cleaning and maintenance services, n.e.c.-----	**	**	**	**	485	65 732	35 234	8 215	6 500
737	Computer and data processing services-----	††	††	††	††	258	168 445	61 631	14 485	3 417
7372	Computer programming and other software services-----	**	**	**	**	99	40 741	16 038	3 569	724
7374	Data processing services-----	**	**	**	**	112	93 865	34 254	8 323	2 158
7374 pt.	Data processing services, except facilities management-----	**	**	**	**	102	84 838	30 302	7 367	1 956
7374 pt.	Computer facilities management-----	**	**	**	**	10	9 027	3 952	956	202
7379	Computer related services, n.e.c.-----	**	**	**	**	47	33 839	11 339	2 593	535
7392	Management, consulting, and public relations services-----	††	††	††	††	548	169 627	70 533	17 912	5 336
7392 pt.	Management and administrative services-----	**	**	**	**	109	68 111	28 176	7 447	2 226
7392 pt.	Public relations services-----	**	**	**	**	43	7 071	2 295	606	324
7392 pt.	Management consulting services-----	**	**	**	**	213	50 017	22 763	5 735	1 310
7392 pt.	Economic and sociological research-----	**	**	**	**	85	28 039	11 202	2 734	1 122
7392 pt.	Consulting services, n.e.c.-----	**	**	**	**	98	16 389	6 097	1 390	354
7394	Equipment rental and leasing services-----	††	††	††	††	322	131 426	32 576	7 822	1 985
7394 pt.	Equipment rental-----	**	**	**	**	218	72 843	16 816	3 814	1 171
7394 pt.	Equipment leasing, except finance leasing-----	**	**	**	**	54	21 559	5 851	1 474	387
7394 pt.	Leasing and rental of heavy construction equipment without operators-----	**	**	**	**	35	20 226	3 662	1 000	177
7394 pt.	Rental of heavy construction equipment with operators-----	**	**	**	**	15	16 798	6 247	1 534	250

Table 1a. Summary Statistics for Firms Subject to Federal Income Tax for the State: 1982—Con.

[For meaning of abbreviations and symbols, see introductory text. For explanation of terms and comparability of 1977 and 1982 censuses, see appendix A]

SIC code	Kind of business or operation	All establishments				Establishments with payroll				
		Number	Receipts (\$1,000)	Unincorporated businesses or operations		Number	Receipts (\$1,000)	Annual payroll (\$1,000)	First quarter payroll (\$1,000)	Paid employees for pay period including March 12 (number)
				Individual proprietorships (number)	Partnerships (number)					
73	Business services—Con.									
Other 73	Other business services	††	††	††	††	1 506	524 063	225 877	53 338	20 832
732	Credit reporting, collection agencies	**	**	**	**	163	36 046	13 906	3 378	1 289
732 pt.	Adjustment and collection agencies	**	**	**	**	118	20 036	8 960	2 098	814
732 pt.	Mercantile reporting agencies	**	**	**	**	8	(D)	(D)	(D)	(D)
732 pt.	Consumer credit reporting agencies	**	**	**	**	37	(D)	(D)	(D)	(D)
7331	Direct mail advertising services	**	**	**	**	23	9 658	3 876	1 092	333
7332	Blueprinting and photocopying services	**	**	**	**	38	5 111	1 341	321	144
7333	Commercial photography, art, and graphics	**	**	**	**	132	29 774	10 188	2 448	668
7333 pt.	Commercial photography	**	**	**	**	52	10 012	3 708	848	277
7333 pt.	Commercial art	**	**	**	**	32	8 664	2 899	694	152
7333 pt.	Graphic arts and related design and commercial photography, n.e.c.	**	**	**	**	48	11 098	3 581	906	239
7339	Stenographic services; and reproduction services, n.e.c.	**	**	**	**	67	5 315	1 771	396	169
736	Personnel supply services	**	**	**	**	233	107 357	78 105	18 033	6 185
7361	Employment agencies	**	**	**	**	130	20 379	11 336	2 757	846
7362	Help supply services	**	**	**	**	94	84 495	64 760	14 796	5 063
7362 pt.	Office help supply services	**	**	**	**	54	25 599	19 237	4 626	2 893
7362 pt.	Help supply, except office workers	**	**	**	**	40	58 896	45 523	10 170	2 170
7369	Facilities management services	**	**	**	**	9	2 483	2 009	480	276
7391	Research and development laboratories	**	**	**	**	26	5 168	2 259	472	143
7397	Testing laboratories and facilities	**	**	**	**	40	10 586	4 572	1 079	271
7393	Detective agencies and protective services	**	**	**	**	186	75 811	38 863	9 338	4 691
7393 pt.	Detective agencies and guard services	**	**	**	**	130	40 072	27 121	6 397	3 775
7393 pt.	Armored car services	**	**	**	**	14	(D)	(D)	(D)	(D)
7393 pt.	Burglar and fire alarm systems	**	**	**	**	42	(D)	(D)	(D)	(D)
7395	Photofinishing laboratories*	**	**	**	**	59	78 675	21 473	4 765	2 202
7399 pt.	Sign painting shops	**	**	**	**	26	3 394	1 008	214	115
7399 pt.	Interior designing	**	**	**	**	51	8 279	1 767	353	152
7399 pt.	Telephone answering services	**	**	**	**	39	4 916	2 097	472	303
735, 7396, 7399 pt.	Other business services, n.e.c.	**	**	**	**	423	143 973	44 651	10 977	4 167
735	News syndicates	**	**	**	**	4	1 754	913	218	38
7396	Trading stamp services (sales offices)	**	**	**	**	4	(D)	(D)	(D)	(D)
7399 pt.	Water softening services	**	**	**	**	87	26 875	8 216	1 874	669
7399 pt.	Packaging and labeling services	**	**	**	**	17	22 288	5 365	1 073	404
7399 pt.	Miscellaneous business services, n.e.c.	**	**	**	**	311	(D)	(D)	(D)	(D)
75	Automotive repair, services, and garages	††	††	††	††	2 577	622 398	147 683	34 299	12 048
751	Automotive rental and leasing, without drivers	††	††	††	††	213	175 099	24 719	6 168	1 689
7512 pt.	Passenger car rental, without drivers	**	**	**	**	50	36 218	5 088	1 238	367
7512 pt.	Passenger car leasing, except finance leasing	**	**	**	**	28	13 669	1 227	304	134
7513 pt.	Truck rental, without drivers	**	**	**	**	45	29 299	3 270	792	256
7513 pt.	Truck leasing, except finance leasing	**	**	**	**	84	95 640	15 050	3 814	925
7519	Utility trailer and recreational vehicle rental	**	**	**	**	6	273	84	20	7
752	Automobile parking	††	††	††	††	112	12 893	2 515	589	354
7523	Parking lots	**	**	**	**	79	5 979	1 212	282	193
7525	Parking structures	**	**	**	**	33	6 914	1 303	307	161
753	Automotive repair shops	††	††	††	††	1 952	387 803	107 499	24 460	8 054
7538	General automotive repair shops	††	††	††	††	806	129 623	34 297	7 941	2 861
7538 pt.	General automotive repair shops, except diesel	††	††	††	††	735	107 724	27 058	6 162	2 347
7538 pt.	Diesel repair shops	**	**	**	**	71	21 899	7 239	1 779	514
7531	Top and body repair shops	††	††	††	††	605	122 702	34 785	7 570	2 437
7534, 5, 9	Other automotive repair shops	††	††	††	††	541	135 478	38 417	8 949	2 756
7534	Tire retreading and repair shops	**	**	**	**	38	19 245	4 290	947	334
7535	Paint shops	**	**	**	**	61	11 382	3 610	775	325
7539 pt.	Auto electrical and fuel system services	**	**	**	**	43	7 500	2 420	592	194
7539 pt.	Radiator repair	**	**	**	**	51	8 942	2 405	556	174
7539 pt.	Glass replacement and repair	**	**	**	**	63	19 621	5 520	1 167	330
7539 pt.	Brake, front end, and wheel alignment	**	**	**	**	55	14 528	4 496	1 003	289
7539 pt.	Exhaust system services (muffler shops)	**	**	**	**	83	22 270	5 751	1 412	371
7539 pt.	Transmission repair shops	**	**	**	**	123	23 973	7 662	1 979	597
7539 pt.	Other automotive repair shops, n.e.c.	**	**	**	**	24	8 017	2 263	518	142
754	Automotive services, except repair	††	††	††	††	300	46 603	12 950	3 082	1 951
7542	Car washes	**	**	**	**	189	24 868	6 945	1 707	1 425
7549	Other automotive services	**	**	**	**	111	21 735	6 005	1 375	526
76	Miscellaneous repair services	††	††	††	††	1 136	284 719	90 623	21 811	5 979
762	Electrical and electronic repair shops	††	††	††	††	351	73 701	23 759	5 449	1 635
7622	Radio and TV repair shops	††	††	††	††	172	30 076	9 034	2 138	752
7623, 9	Other electrical and electronic repair shops	††	††	††	††	179	43 625	14 725	3 311	883
7623	Refrigeration and air-conditioning repair shops	**	**	**	**	51	10 506	3 774	803	206
7629	Electrical and electronic repair shops, n.e.c.	**	**	**	**	128	33 119	10 951	2 508	677
764	Reupholstery and furniture repair	††	††	††	††	121	8 801	2 789	601	325
763, 9	Other repair shops and related services	††	††	††	††	664	202 217	64 075	15 761	4 019
763	Watch, clock, and jewelry repair	**	**	**	**	29	1 839	503	111	51
769	Miscellaneous repair and related services	**	**	**	**	635	200 378	63 572	15 650	3 988
7692	Welding repair	**	**	**	**	130	18 556	6 481	1 623	569
7694	Armature rewinding shops	**	**	**	**	63	60 487	21 008	5 374	945
7699 pt.	Repair shops and related services, n.e.c.	**	**	**	**	442	121 335	36 083	8 653	2 454
7699 pt.	Farm machinery and equipment repair shops	**	**	**	**	19	4 144	586	143	57
7699 pt.	Lawnmower, saw, knife, tool sharpening and repair	**	**	**	**	43	5 296	1 399	295	111
7699 pt.	Sewer and septic tank cleaning services	**	**	**	**	58	10 440	3 897	943	295
7699 pt.	Other repair and related services, n.e.c.	**	**	**	**	322	101 455	30 201	7 272	1 991

Table 1a. Summary Statistics for Firms Subject to Federal Income Tax for the State: 1982—Con.

[For meaning of abbreviations and symbols, see introductory text. For explanation of terms and comparability of 1977 and 1982 censuses, see appendix A]

SIC code	Kind of business or operation	All establishments				Establishments with payroll				
		Number	Receipts (\$1,000)	Unincorporated businesses or operations		Number	Receipts (\$1,000)	Annual payroll (\$1,000)	First quarter payroll (\$1,000)	Paid employees for pay period including March 12 (number)
				Individual proprietorships (number)	Partnerships (number)					
78, 79	Amusement and recreation services, including motion pictures...	††	††	††	††	1 395	340 664	83 072	18 746	11 493
781, 2	Motion picture production, distribution, and services	††	††	††	††	44	27 415	7 341	1 731	435
7813	Motion picture production, except for TV	††	††	††	††	18	8 661	3 277	725	169
7814	Motion picture, tape production for TV	††	††	††	††	9	3 984	1 015	224	48
7819	Services allied to motion picture production	††	††	††	††	10	(D)	(D)	(D)	(D)
7823	Motion picture film exchanges	††	††	††	††	5	13 415	2 588	681	179
7824	Film or tape distribution for TV	††	††	††	††	-	(D)	(D)	(D)	(D)
7829	Services allied to motion picture distribution	††	††	††	††	2	(D)	(D)	(D)	(D)
783	Motion picture theaters	††	††	††	††	238	64 320	11 988	2 636	2 109
7832	Motion picture theaters, except drive-in	††	††	††	††	164	57 602	10 233	2 415	1 859
7833	Drive-in motion picture theaters	††	††	††	††	74	6 718	1 755	221	250
792	Producers, orchestras, and entertainers	††	††	††	††	79	25 802	4 486	955	674
7922	Theatrical producers (except motion picture) and miscellaneous theatrical services	††	††	††	††	27	13 825	3 177	667	369
7922 pt.	Producers of live theatrical productions	††	††	††	††	10	11 273	2 575	530	315
7922 pt.	Producers of radio and TV shows, except tape	††	††	††	††	1	(D)	(D)	(D)	(D)
7922 pt.	Artists' and entertainers' managers or agents, concert bureaus, booking agents	††	††	††	††	5	(D)	(D)	(D)	(D)
7922 pt.	Other theatrical services	††	††	††	††	11	1 716	286	67	32
7929	Bands, orchestras, actors, and other entertainers and entertainment groups	††	††	††	††	52	11 977	1 309	288	305
7929 pt.	Dance groups and artists	††	††	††	††	5	147	49	13	13
7929 pt.	Symphony orchestras, opera companies, and chamber music organizations	††	††	††	††	1	(D)	(D)	(D)	(D)
7929 pt.	Other music and entertainment presentations	††	††	††	††	46	(D)	(D)	(D)	(D)
793	Bowling alleys and billiards and pool establishments	††	††	††	††	225	60 838	17 150	4 557	3 002
7932	Billiard and pool establishments	††	††	††	††	13	1 067	312	82	60
7933	Bowling alleys	††	††	††	††	212	59 771	16 838	4 475	2 942
79 ex. 792, 3	Commercial sports and other amusement and recreation services	††	††	††	††	809	162 289	42 107	8 867	5 273
794	Commercial sports	††	††	††	††	50	36 743	8 523	1 923	506
7941	Professional sports clubs, managers, promoters	††	††	††	††	9	4 926	3 502	812	147
7941 pt.	Baseball clubs	††	††	††	††	2	(D)	(D)	(D)	(D)
7941 pt.	Football clubs	††	††	††	††	-	-	-	-	-
7941 pt.	Other professional sports clubs	††	††	††	††	2	(D)	(D)	(D)	(D)
7941 pt.	Managers and promoters	††	††	††	††	5	1 130	226	44	18
7948	Racing, including track operation	††	††	††	††	41	31 817	5 021	1 111	359
7948 pt.	Auto race track operation	††	††	††	††	18	21 184	3 281	681	201
7948 pt.	Horse race track operation	††	††	††	††	-	-	-	-	-
7948 pt.	Dog race track operation	††	††	††	††	-	-	-	-	-
7948 pt.	Racing stables and racing, n.e.c.	††	††	††	††	23	10 633	1 740	430	158
79 ex. 792, 3, 4	Other amusement and recreation services	††	††	††	††	759	125 546	33 584	6 944	4 767
791	Dance halls, studios, and schools	††	††	††	††	71	3 828	1 296	324	350
791 pt.	Public dance halls or ballrooms	††	††	††	††	1	(D)	(D)	(D)	(D)
791 pt.	Dance schools, including children's and professionals'	††	††	††	††	70	(D)	(D)	(D)	(D)
7992	Public golf courses	††	††	††	††	85	12 570	3 235	467	343
7993	Coin-operated amusement device operators	††	††	††	††	127	26 634	5 906	1 478	611
7996	Amusement parks	††	††	††	††	8	6 698	2 515	262	175
7997	Membership sports and recreation clubs	††	††	††	††	156	36 774	11 211	2 293	1 448
7999	Amusement and recreation services, n.e.c.	††	††	††	††	312	39 042	9 421	2 120	1 840
7999 pt.	Concession operators of amusement devices, rides	††	††	††	††	24	2 874	728	88	96
7999 pt.	Carnivals, circuses, and fairs	††	††	††	††	11	1 935	414	35	26
7999 pt.	Carnivals and circuses	††	††	††	††	7	1 426	297	12	14
7999 pt.	Fairs	††	††	††	††	4	509	117	23	12
7999 pt.	Other commercial recreation and amusements	††	††	††	††	277	34 233	8 279	1 997	1 718
7999 pt.	Commercial museums, art galleries, and botanical and zoological gardens	††	††	††	††	2	(D)	(D)	(D)	(D)
7999 pt.	Roller skating rinks	††	††	††	††	51	8 960	2 226	626	640
7999 pt.	Ice skating rinks	††	††	††	††	1	(D)	(D)	(D)	(D)
7999 pt.	Other amusement and recreation services, n.e.c.	††	††	††	††	223	24 677	5 861	1 300	1 009
80, ex. 806	Health services, except hospitals	††	††	††	††	7 206	2 089 166	932 095	227 682	58 707
801	Offices of physicians	††	††	††	††	3 503	1 094 578	540 063	134 544	17 867
802	Offices of dentists	††	††	††	††	1 918	304 769	104 402	24 131	7 875
803	Offices of osteopathic physicians	††	††	††	††	114	20 746	8 780	2 112	474
8041	Offices of chiropractors	††	††	††	††	243	25 111	5 980	1 303	624
8042	Offices of optometrists	††	††	††	††	444	68 132	14 794	3 576	1 296
805	Nursing and personal care facilities	††	††	††	††	394	407 809	187 648	46 103	25 546
8051	Skilled nursing care facilities	††	††	††	††	109	195 494	88 507	23 260	11 876
8059	Nursing and personal care facilities, n.e.c.	††	††	††	††	285	212 315	99 141	22 843	13 670
8049, 807, 8, 9	Other health services	††	††	††	††	590	168 021	70 428	15 913	5 025
807	Medical and dental laboratories	††	††	††	††	265	86 742	35 321	8 394	2 274
8071	Medical laboratories	††	††	††	††	125	58 486	22 456	5 186	1 333
8072	Dental laboratories	††	††	††	††	140	28 256	12 863	3 208	941
8049, 808, 9	Other health services, n.e.c.	††	††	††	††	325	81 279	35 107	7 519	2 751
8049	Offices of health practitioners, n.e.c.	††	††	††	††	178	20 173	7 223	1 624	517
808	Outpatient care facilities	††	††	††	††	77	36 014	17 535	3 532	767
809	Health and allied services, n.e.c.	††	††	††	††	70	25 092	10 349	2 363	1 467
81	Legal services	††	††	††	††	2 061	400 244	109 320	26 274	7 404

Table 1a. Summary Statistics for Firms Subject to Federal Income Tax for the State: 1982—Con.

[For meaning of abbreviations and symbols, see introductory text. For explanation of terms and comparability of 1977 and 1982 censuses, see appendix A]

SIC code	Kind of business or operation	All establishments				Establishments with payroll				
		Number	Receipts (\$1,000)	Unincorporated businesses or operations		Number	Receipts (\$1,000)	Annual payroll (\$1,000)	First quarter payroll (\$1,000)	Paid employees for pay period including March 12 (number)
				Individual proprietorships (number)	Partnerships (number)					
823, 4, 9	Selected educational services.....	††	††	††	††	88	17 449	5 452	1 282	567
823	Libraries and information centers.....	**	**	**	**	1	(D)	(D)	(D)	(D)
824	Correspondence schools and vocational schools.....	**	**	**	**	28	11 394	3 864	934	316
8241	Correspondence schools.....	**	**	**	**	2	(D)	(D)	(D)	(D)
8243	Data processing schools.....	**	**	**	**	3	(D)	(D)	(D)	(D)
8244	Business and secretarial schools.....	**	**	**	**	8	2 797	1 298	291	120
8249	Vocational schools, except vocational high schools, n.e.c.....	**	**	**	**	15	7 554	2 301	563	161
829	Schools and educational services, n.e.c.....	**	**	**	**	59	(D)	(D)	(D)	(D)
891	Engineering, architectural, and surveying services.....	††	††	††	††	638	211 309	103 940	25 468	5 612
891 pt.	Architectural services.....	**	**	**	**	191	66 942	29 732	7 266	1 762
891 pt.	Engineering services.....	**	**	**	**	331	133 440	68 623	16 900	3 414
891 pt.	Surveying services.....	**	**	**	**	116	10 927	5 585	1 302	436
893	Accounting, auditing, and bookkeeping services.....	††	††	††	††	946	213 188	82 890	21 168	5 452
83, 892, 9	Social and other services.....	††	††	††	††	477	48 674	20 570	5 015	3 007
83	Social services.....	**	**	**	**	380	37 549	15 760	3 716	2 735
835	Child day care services.....	**	**	**	**	299	18 472	8 380	2 054	1 900
832, 3, 6, 9	Other social services.....	**	**	**	**	81	19 077	7 380	1 662	835
832	Individual and family social services.....	**	**	**	**	27	4 928	1 636	369	168
833	Job training and vocational rehabilitation services.....	**	**	**	**	16	7 522	3 027	676	283
836	Residential care.....	**	**	**	**	24	6 045	2 442	557	357
839	Social services, n.e.c.....	**	**	**	**	14	582	275	60	27
892, 9	Other services.....	**	**	**	**	97	11 125	4 810	1 299	272
892	Noncommercial educational, scientific, and research organizations.....	**	**	**	**	5	(D)	(D)	(D)	(D)
899	Services, n.e.c.....	**	**	**	**	92	(D)	(D)	(D)	(D)

Table 1b. Summary Statistics for Firms Exempt From Federal Income Tax for the State: 1982

[Includes only establishments with payroll. For meaning of abbreviations and symbols, see introductory text. For explanation of terms and comparability of 1977 and 1982 censuses, see appendix A]

SIC code	Kind of business or operation	Establishments (number)	Revenue (\$1,000)	Annual payroll (\$1,000)	First quarter payroll (\$1,000)	Paid employees for pay period including March 12 (number)
	Total.....	3 622	1 036 145	383 934	88 799	46 539
7011 pt., 7032, 704	Hotels, camps, and membership lodging.....	223	24 410	5 893	1 488	1 250
7011 pt.	Hotels.....	7	2 844	1 297	292	278
7032	Sporting and recreational camps.....	28	2 910	1 182	261	171
704	Organization hotels and lodging houses, on membership basis.....	188	18 656	3 414	935	801
7391, 2, 7	Research, testing, and consulting services.....	19	8 233	3 889	943	217
7391	Research and development laboratories.....	8	5 245	2 785	656	152
7392	Management, consulting, and public relations services.....	5	(D)	(D)	(D)	(D)
7397	Testing laboratories and facilities.....	6	(D)	(D)	(D)	(D)
792, 7997, 7999 pt., 84	Selected amusement, recreation, and related services.....	224	92 969	35 231	7 013	3 533
792	Producers, orchestras, and entertainers.....	28	12 948	5 822	1 419	565
7922	Theatrical producers (except motion picture) and miscellaneous theatrical services.....	15	5 087	1 958	429	199
7929	Bands, orchestras, actors, and other entertainers and entertainment groups.....	13	7 861	3 864	990	366
7999 pt., 84	Museums, art galleries, and botanical and zoological gardens.....	57	23 962	6 799	1 413	619
7999 pt.	Commercial museums, art galleries, and botanical and zoological gardens.....	11	2 639	1 068	204	104
84	Noncommercial museums, art galleries, and botanical and zoological gardens.....	46	21 323	5 731	1 209	515
8411	Noncommercial museums and art galleries.....	44	(D)	(D)	(D)	(D)
8421	Noncommercial arboreta, botanical and zoological gardens.....	2	(D)	(D)	(D)	(D)
7997	Membership sports and recreation clubs.....	128	54 374	22 448	4 158	2 329
7999 pt.	Fairs.....	11	1 685	162	23	20
805, 8, 9	Selected health services.....	265	182 852	94 288	21 748	9 363
805	Nursing and personal care facilities.....	72	87 169	44 287	10 376	5 630
8051	Skilled nursing care facilities.....	15	24 011	12 124	2 878	1 481
8059	Nursing and personal care facilities, n.e.c.....	57	63 158	32 163	7 498	4 149
808	Outpatient care facilities.....	115	63 706	31 968	7 317	2 175
809	Health and allied services, n.e.c.....	78	31 977	18 033	4 055	1 558
81	Legal aid societies and similar legal services.....	18	5 800	2 948	683	209

Table 1b. Summary Statistics for Firms Exempt From Federal Income Tax for the State: 1982—Con.

[Includes only establishments with payroll. For meaning of abbreviations and symbols, see introductory text. For explanation of terms and comparability of 1977 and 1982 censuses, see appendix A]

SIC code	Kind of business or operation	Establishments (number)	Revenue (\$1,000)	Annual payroll (\$1,000)	First quarter payroll (\$1,000)	Paid employees for pay period including March 12 (number)
823, 4, 9	Selected educational services	48	7 478	3 423	864	388
823	Libraries and information centers	7	767	277	64	44
824	Correspondence schools and vocational schools	20	3 075	1 651	448	136
8241, 9	Correspondence and vocational schools, except vocational high schools, n.e.c.	20	3 075	1 651	448	136
8243, 4	Data processing, business, and secretarial schools	-	-	-	-	-
829	Schools and educational services, n.e.c.	21	3 636	1 495	352	208
93	Social services	1 108	391 177	144 661	34 079	20 080
835	Child day care services	223	25 334	13 686	3 388	2 284
832, 3, 6, 9	Other social services	885	365 843	130 975	30 691	17 796
832	Individual and family social services	393	116 742	41 088	9 633	4 549
833	Job training and vocational rehabilitation services	135	65 697	35 141	8 134	6 799
836	Residential care	136	66 118	28 643	6 901	3 490
839	Social services, n.e.c.	221	117 286	26 103	6 023	2 958
861, 2, 4, 9	Selected membership organizations	1 682	310 547	90 560	21 153	11 278
861	Business associations	224	59 654	16 195	3 936	1 094
864	Civic, social, and fraternal associations	1 158	191 474	55 625	13 046	8 557
862, 9	Other membership organizations	300	59 419	18 740	4 171	1 627
862	Professional membership organizations	97	18 920	5 828	1 372	442
869	Membership organizations, n.e.c.	203	40 499	12 912	2 799	1 165
892	Noncommercial educational, scientific, and research organizations	35	12 679	3 041	828	221

Table 2a. Comparative Statistics for Firms Subject to Federal Income Tax for the State: 1982 and 1977

[For meaning of abbreviations and symbols, see introductory text. For explanation of terms and comparability of 1977 and 1982 censuses, see appendix A]

SIC code	Kind of business or operation	All establishments					Establishments with payroll					
		1982 (number)	1977 (number)	Receipts			Receipts			Annual payroll		
				1982 (\$1,000)	1977 (\$1,000)	Percent change 1977 to 1982	1982 (\$1,000)	1977 (\$1,000)	Percent change 1977 to 1982	1982 (\$1,000)	1977 (\$1,000)	Percent change 1977 to 1982
	Total	††	58 946	††	4 191 394	(NA)	6 251 868	3 739 836	67.2	2 313 347	1 282 892	80.3
70	Hotels, motels, and other lodging places	††	1 341	††	277 495	(NA)	355 387	266 815	33.2	101 325	73 921	37.1
7011	Hotels, motor hotels, and motels	††	786	††	261 934	(NA)	343 503	258 309	33.0	98 829	72 078	37.1
7011 pt.	Hotels	††	161	††	70 268	(NA)	143 343	69 765	105.5	44 595	21 758	105.0
7011 pt.	Hotels, 25 guestrooms or more	**	**	**	**	**	139 974	68 003	105.8	44 001	21 322	106.4
7011 pt.	Hotels, less than 25 guestrooms	**	**	**	**	**	3 369	1 762	91.2	594	436	36.2
7011 pt.	Motels, motor hotels, and tourist courts	††	625	††	191 666	(NA)	200 160	188 544	6.2	54 234	50 320	7.8
7011 pt.	Motels, tourist courts	**	**	**	**	**	145 584	134 083	8.6	38 639	34 819	11.0
7011 pt.	Motor hotels	**	**	**	**	**	54 576	54 461	.2	15 595	15 501	.6
702, 3, 4	Other lodging places	††	(NC)	††	(NC)	(X)	11 884	(NC)	(X)	2 496	(NC)	(X)
703	Trailing parks and camps	††	419	††	11 387	(NA)	10 554	5 084	107.6	2 128	1 269	67.7
702, 4	Rooming, boarding, and membership lodging	††	(NC)	††	(NC)	(X)	1 330	(NC)	(X)	368	(NC)	(X)
72	Personal services	††	14 497	††	449 574	(NA)	499 151	364 794	36.8	167 735	127 722	31.3
721	Laundry, cleaning, and garment services	††	1 691	††	164 937	(NA)	192 045	158 286	21.3	68 042	57 265	18.8
7215	Coin-operated laundries and dry cleaning	††	730	††	33 613	(NA)	31 384	29 835	5.2	7 282	6 321	15.2
721 ex.	Other laundry, cleaning, and garment services	††	961	††	131 324	(NA)	160 661	128 451	25.1	60 760	50 944	19.3
7215	Power laundries, family and commercial*	**	**	**	**	**	12 968	12 561	3.2	6 335	5 801	9.2
7216	Dry-cleaning plants, except rug cleaning*	**	**	**	**	**	52 883	41 793	26.5	20 881	16 564	26.1
Other 721	Laundry and cleaning services, n.e.c.*	**	**	**	**	**	94 810	74 097	28.0	33 544	28 579	17.4
7212	Garment pressing and agents for laundries and dry cleaners	**	**	**	**	**	2 346	1 938	21.1	710	876	-19.0
7213	Linen supply*	**	**	**	**	**	21 343	25 309	-15.7	8 027	10 239	-21.6
7217	Carpet and upholstery cleaning	**	**	**	**	**	8 627	6 856	25.8	2 755	2 273	21.2
7218	Industrial laundries*	**	**	**	**	**	58 458	37 627	55.4	20 554	14 518	41.6
7214, 9	Other laundry, garment services, including diaper*	**	**	**	**	**	4 036	2 367	70.5	1 498	673	122.6
722	Photographic studios, portrait	††	709	††	30 463	(NA)	36 789	24 911	47.7	7 530	6 762	11.4
723, 4	Beauty and barber shops	††	8 874	††	125 846	(NA)	88 972	70 159	26.8	41 354	33 228	24.5
723	Beauty shops	††	6 970	††	99 302	(NA)	82 974	62 347	33.1	38 526	30 082	28.1
724	Barber shops	††	1 904	††	26 544	(NA)	5 998	7 812	-23.2	2 828	3 146	-10.1
725	Shoe repair, shoe shine, and hat-cleaning shops	††	195	††	4 303	(NA)	3 760	2 719	38.3	1 195	884	35.2
726	Funeral service and crematories	††	583	††	82 093	(NA)	110 100	77 435	42.2	28 770	19 268	49.3
729	Miscellaneous personal services	††	2 445	††	41 932	(NA)	67 485	31 284	115.7	20 844	10 315	102.1

Table 2a. Comparative Statistics for Firms Subject to Federal Income Tax for the State: 1982 and 1977—Con.

[For meaning of abbreviations and symbols, see introductory text. For explanation of terms and comparability of 1977 and 1982 censuses, see appendix A]

SIC code	Kind of business or operation	All establishments					Establishments with payroll						
		1982 (number)	1977 (number)	Receipts			Receipts			Annual payroll			
				1982 (\$1,000)	1977 (\$1,000)	Percent change 1977 to 1982	1982 (\$1,000)	1977 (\$1,000)	Percent change 1977 to 1982	1982 (\$1,000)	1977 (\$1,000)	Percent change 1977 to 1982	
76	Miscellaneous repair services—Con.												
763, 9	Other repair shops and related services ----	††	2 087	††	156 544	(NA)	202 217	139 247	45.2	64 075	41 184	55.6	
763	Watch, clock, and jewelry repair -----	1 839	1 330	38.3	503	299	68.2	
769	Miscellaneous repair and related services -----	200 378	137 917	45.3	63 572	40 885	55.5	
7692	Welding repair -----	18 556	10 868	70.7	6 481	3 877	67.2	
7694	Armature rewinding shops -----	60 487	42 095	43.7	21 008	12 226	71.8	
7699	Repair shops and related services, n.e.c. -----	121 335	72 510	67.3	36 083	21 411	68.5	
78, 79	Amusement and recreation services, including motion pictures -----	††	3 632	††	226 551	(NA)	340 664	203 512	67.4	83 072	49 979	66.2	
781, 2	Motion picture production, distribution, and services -----	††	76	††	15 769	(NA)	27 415	15 289	79.3	7 341	2 288	220.8	
783	Motion picture theaters -----	††	266	††	48 215	(NA)	64 320	47 862	34.4	11 988	8 921	34.4	
7832	Motion picture theaters, except drive-in -----	57 602	35 416	62.6	10 233	6 462	58.4	
7833	Drive-in motion picture theaters -----	6 718	12 446	-46.0	1 755	2 459	-28.6	
792	Producers, orchestras, and entertainers -----	††	1 240	††	17 984	(NA)	25 802	8 985	187.2	4 486	2 266	98.0	
7922	Theatrical producers (except motion picture) and miscellaneous theatrical services -----	13 825	(D)	(D)	3 177	(D)	(D)	
7929	Bands, orchestras, actors, and other entertainers and entertainment groups -----	11 977	(D)	(D)	1 309	(D)	(D)	
793	Bowling alleys and billiards and pool establishments -----	††	340	††	48 049	(NA)	60 838	46 596	30.6	17 150	13 236	29.6	
7932	Billiard and pool establishments -----	††	108	††	2 634	(NA)	1 067	1 589	-32.9	312	299	4.3	
7933	Bowling alleys -----	††	232	††	45 415	(NA)	59 771	45 007	32.8	16 838	12 937	30.2	
79 ex. 792, 3	Commercial sports and other amusement and recreation services -----	††	1 710	††	96 534	(NA)	162 289	84 780	91.4	42 107	23 268	81.0	
794	Commercial sports -----	††	..	††	..	(NA)	36 743	25 863	42.1	8 523	7 413	15.0	
7941	Professional sports clubs, managers, promoters -----	††	..	††	..	(NA)	4 926	6 965	-29.3	3 502	3 036	15.3	
7948	Racing, including track operation -----	††	..	††	..	(NA)	31 817	18 898	68.4	5 021	4 377	14.7	
79 ex. 792, 3, 4	Other amusement and recreation services -----	††	..	††	..	(NA)	125 546	58 917	113.1	33 584	15 855	111.8	
791	Dance halls, studios, and schools -----	3 828	2 629	45.6	1 296	967	34.0	
7992	Public golf courses -----	12 570	7 671	63.9	3 235	2 234	44.8	
7993	Coin-operated amusement device operators -----	26 634	6 888	286.7	5 906	1 289	358.2	
7996	Amusement parks -----	6 698	4 557	47.0	2 515	1 877	34.0	
7997	Membership sports and recreation clubs -----	36 774	16 250	126.3	11 211	4 423	153.5	
7999	Amusement and recreation services, n.e.c. -----	39 042	20 922	86.6	9 421	5 065	86.0	
7999 pt.	Concession operators of amusement devices, rides -----	2 874	1 647	74.5	728	380	91.6	
7999 pt.	Carnivals, circuses, and fairs -----	1 935	1 281	51.1	414	212	95.3	
7999 pt.	Other commercial recreation and amusements -----	34 233	17 994	90.2	8 279	4 473	85.1	
80, ex. 806	Health services, except hospitals -----	††	8 698	††	(D)	(NA)	2 089 166	(D)	(D)	932 095	(D)	(D)	
801	Offices of physicians -----	††	3 807	††	627 114	(NA)	1 094 578	594 392	84.2	540 063	247 603	118.1	
802	Offices of dentists -----	††	1 995	††	190 621	(NA)	304 769	183 629	66.0	104 402	50 957	104.9	
803	Offices of osteopathic physicians -----	††	89	††	9 667	(NA)	20 746	9 395	120.8	8 780	3 089	183.3	
8041	Offices of chiropractors -----	††	277	††	14 254	(NA)	25 111	11 425	119.8	5 980	2 096	185.3	
8042	Offices of optometrists -----	††	475	††	50 417	(NA)	68 132	46 410	46.8	14 794	7 655	93.3	
805	Nursing and personal care facilities -----	††	667	††	238 074	(NA)	407 809	235 845	72.9	187 648	106 656	75.9	
8049, 807, 8, 9	Other health services -----	††	1 388	††	(D)	(NA)	168 021	(D)	(D)	70 428	(D)	(D)	
807	Medical and dental laboratories -----	††	314	††	44 740	(NA)	86 742	42 534	103.9	35 321	17 124	106.3	
8071	Medical laboratories -----	††	142	††	26 490	(NA)	58 486	25 632	128.2	22 458	9 841	128.2	
8072	Dental laboratories -----	††	172	††	18 250	(NA)	28 256	16 902	67.2	12 863	7 283	76.6	
8049, 808, 9	Other health services, n.e.c. -----	††	1 074	††	(D)	(NA)	81 279	(D)	(D)	35 107	(D)	(D)	
81	Legal services -----	††	3 133	††	276 990	(NA)	400 244	246 289	62.5	109 320	54 650	100.0	
823, 4, 9	Selected educational services -----	††	1 514	††	(D)	(NA)	17 449	(D)	(D)	5 452	(D)	(D)	
823	Libraries and information centers -----	(D)	(D)	(D)	(D)	(D)	(D)	
824	Correspondence schools and vocational schools -----	11 394	6 126	86.0	3 864	2 394	61.4	
829	Schools and educational services, n.e.c. -----	(D)	4 315	(D)	(D)	1 729	(D)	
891	Engineering, architectural, and surveying services -----	††	1 184	††	137 088	(NA)	211 309	127 324	66.0	103 940	60 815	70.9	
891 pt.	Architectural services -----	66 942	42 259	58.4	29 732	18 092	64.3	
891 pt.	Engineering services -----	133 440	75 134	77.6	68 623	37 905	81.0	
891 pt.	Surveying services -----	10 927	9 931	10.0	5 585	4 818	15.9	
893	Accounting, auditing, and bookkeeping services -----	††	2 314	††	123 304	(NA)	213 188	112 704	89.2	82 890	41 898	97.8	
83, 892, 9	Social and other services -----	††	5 126	††	77 336	(NA)	48 674	24 708	97.0	20 570	11 713	75.6	
83	Social services -----	37 549	19 630	91.3	15 760	9 313	69.2	
835	Child day care services -----	18 472	9 248	99.7	8 380	4 213	98.9	
832, 3, 6, 9	Other social services -----	19 077	10 382	83.8	7 380	5 100	44.7	
892, 9	Other services -----	11 125	5 078	119.1	4 810	2 400	100.4	

Table 2b. Comparative Statistics for Firms Exempt From Federal Income Tax for the State: 1982 and 1977

[Includes only establishments with payroll. For meaning of abbreviations and symbols, see introductory text. For explanation of terms and comparability of 1977 and 1982 censuses, see appendix A]

SIC code	Kind of business or operation	Establishments		Expenses			Annual payroll		
		1982 (number)	1977 (number)	1982 (\$1,000)	1977 (\$1,000)	Percent change 1977 to 1982	1982 (\$1,000)	1977 (\$1,000)	Percent change 1977 to 1982
	Total	3 622	(NC)	931 785	(NC)	(X)	383 934	(NC)	(X)
7011 pt., 7032, 704	Hotels, camps, and membership lodging	223	(NC)	22 918	(NC)	(X)	5 893	(NC)	(X)
7391, 2, 7	Research, testing, and consulting services	19	(NC)	7 977	(NC)	(X)	3 889	(NC)	(X)
792, 7997, 7999 pt., 84	Selected amusement, recreation, and related services	224	(NC)	82 841	(NC)	(X)	35 231	(NC)	(X)
805, 8, 9	Selected health services	265	221	179 744	90 210	99.3	94 288	47 451	98.7
805	Nursing and personal care facilities.....	72	46	84 069	35 602	136.1	44 287	19 535	126.7
808	Outpatient care facilities.....	115	126	64 703	36 589	76.8	31 968	19 338	65.3
809	Health and allied services, n.e.c.....	78	49	30 972	21 108	46.7	18 033	10 050	79.4
81	Legal aid societies and similar legal services	18	21	5 949	3 229	84.2	2 948	2 024	45.7
823, 4, 9	Selected educational services	48	42	7 897	4 412	79.0	3 423	2 186	56.6
83	Social services	1 108	988	339 229	162 808	108.4	144 661	83 005	74.3
835	Child day care services.....	223	211	25 258	13 130	92.4	13 686	7 569	80.8
832, 3, 6, 9	Other social services.....	885	777	313 971	149 678	109.8	130 975	75 436	73.6
861, 2, 4, 9	Selected membership organizations	1 682	1 604	271 572	168 289	61.4	90 560	55 942	61.9
861	Business associations.....	224	223	51 469	26 673	93.0	16 195	10 260	57.8
864	Civic, social, and fraternal associations	1 158	1 126	170 248	116 986	45.5	55 625	37 980	46.5
862, 9	Other membership organizations	300	255	49 855	24 630	102.4	18 740	7 702	143.3
892	Noncommercial educational, scientific, and research organizations	35	38	13 658	9 036	51.2	3 041	2 129	42.8

Table 3a. Selected Ratios for Firms Subject to Federal Income Tax for the State: 1982

[For meaning of abbreviations and symbols, see introductory text. For explanation of terms and comparability of 1977 and 1982 censuses, see appendix A]

SIC code	Kind of business or operation	All establishments—Receipts per establishment (dollars)	Establishments with payroll				Establishments without payroll—Receipts per establishment (dollars)
			Receipts		Annual payroll per employee ¹ (dollars)	Employees per establishment ¹ (number)	
			Per establishment (dollars)	Per employee ¹ (dollars)			
	Total	††	256 434	33 318	12 329	8	††
70	Hotels, motels, and other lodging places	††	597 289	24 282	6 923	25	††
7011	Hotels, motor hotels, and motels	††	695 350	23 963	6 894	29	††
7011 pt.	Hotels.....	††	1 155 992	22 276	6 930	52	††
7011 pt.	Hotels, 25 guestrooms or more	††	1 555 267	22 172	6 970	70	††
7011 pt.	Hotels, less than 25 guestrooms	**	99 088	27 615	4 869	4	**
7011 pt.	Motels, motor hotels, and tourist courts	††	540 973	25 337	6 865	21	††
7011 pt.	Motels, tourist courts	††	438 506	25 288	6 712	17	††
7011 pt.	Motor hotels	**	1 436 211	25 467	7 277	56	**
702, 3, 4	Other lodging places.....	††	117 663	39 482	8 292	3	††
703	Trailer parks and camps.....	††	131 925	46 493	9 374	3	††
702, 4	Rooming, boarding, and membership lodging	††	63 333	17 973	4 973	4	††
72	Personal services	††	132 471	22 913	7 700	6	††
721	Laundry, cleaning, and garment services	††	177 984	23 477	8 318	8	††
7215	Coin-operated laundries and dry cleaning	††	77 300	21 570	5 005	4	††
721 ex. 7215	Other laundry, cleaning, and garment services	††	238 724	23 890	9 035	10	††
7211	Power laundries, family and commercial*	**	381 412	15 662	7 651	24	**
7216	Dry-cleaning plants, except rug cleaning*	**	129 934	17 945	7 086	7	**
Other 721	Laundry and cleaning services, n.e.c.*	**	408 664	32 139	11 371	13	**
7212	Garment pressing and agents for laundries and dry cleaners	**	60 154	18 472	5 591	3	**
7213	Linen supply*	**	889 292	28 009	10 534	32	**
7217	Carpet and upholstery cleaning	**	76 345	23 379	7 466	3	**
7218	Industrial laundries*	**	1 885 742	38 233	13 443	49	**
7214, 9	Other laundry, garment services, including diaper*	**	161 440	24 761	9 190	7	**
722	Photographic studios, portrait	††	206 680	32 470	6 646	6	††
723, 4	Beauty and barber shops.....	††	61 065	15 971	7 423	4	††
723	Beauty shops	††	61 553	15 676	7 279	4	††
724	Barber shops	††	55 028	21 576	10 173	3	††
725	Shoe repair, shoe shine, and hat-cleaning shops	††	63 729	24 416	7 760	3	††
726	Funeral service and crematories	††	222 424	49 751	13 000	4	††
729	Miscellaneous personal services	††	134 970	14 884	4 597	9	††

See footnotes at end of table.

Table 3a. Selected Ratios for Firms Subject to Federal Income Tax for the State: 1982—Con.

[For meaning of abbreviations and symbols, see introductory text. For explanation of terms and comparability of 1977 and 1982 censuses, see appendix A]

SIC code	Kind of business or operation	All establishments— Receipts per establishment (dollars)	Establishments with payroll				Establishments without payroll— Receipts per establishment (dollars)
			Receipts		Annual payroll per employee ¹ (dollars)	Employees per establishment ¹ (number)	
			Per establishment (dollars)	Per employee ¹ (dollars)			
73	Business services	††	334 818	28 560	11 444	12	††
731	Advertising	††	374 004	42 340	16 314	9	††
7311	Advertising agencies	**	337 221	40 476	17 013	8	**
7312	Outdoor advertising services	**	767 269	79 796	18 748	10	**
7313	Radio, TV, publishers' advertising representatives	**	374 462	23 631	14 718	16	**
7319	Advertising, n.e.c.	**	144 353	19 632	6 056	7	**
734	Services to dwellings and other buildings	††	143 716	12 311	6 132	12	††
7341	Window cleaning	**	108 750	21 750	10 838	5	**
7342	Disinfecting and exterminating services	**	178 562	29 533	11 537	6	**
7349	Cleaning and maintenance services, n.e.c.	**	135 530	10 113	5 421	13	**
737	Computer and data processing services	††	652 888	49 296	18 037	13	††
7372	Computer programming and other software services	**	411 525	56 272	22 152	7	**
7374	Data processing services	**	838 080	43 496	15 873	19	**
7379	Computer related services, n.e.c.	**	719 979	63 250	21 194	11	**
7392	Management, consulting, and public relations services	††	309 538	31 789	13 218	10	††
7394	Equipment rental and leasing services	††	408 155	66 210	16 411	6	††
Other 73	Other business services	††	347 983	25 157	10 843	14	††
732	Credit reporting, collection agencies	**	221 141	27 964	10 788	8	**
7331	Direct mail advertising services	**	419 913	29 003	11 640	14	**
7332	Blueprinting and photocopying services	**	134 500	35 493	9 313	4	**
7333	Commercial photography, art, and graphics	**	225 561	44 572	15 251	5	**
7339	Stenographic services; and reproduction services, n.e.c.	**	79 328	31 450	10 479	3	**
736	Personnel supply services	**	460 760	17 358	12 628	27	**
7361	Employment agencies	**	156 762	24 089	13 400	7	**
7362	Help supply services	**	898 883	16 689	12 791	54	**
7369	Facilities management services	**	275 889	8 996	7 279	31	**
7391	Research and development laboratories	**	198 769	36 140	15 797	6	**
7397	Testing laboratories and facilities	**	264 650	39 063	16 871	7	**
7393	Detective agencies and protective services	**	407 586	16 161	8 285	25	**
7395	Photofinishing laboratories	**	1 333 475	35 729	9 752	37	**
7399 pt.	Sign painting shops	**	130 538	29 513	8 765	4	**
7399 pt.	Interior designing	**	162 333	54 467	11 625	3	**
7399 pt.	Telephone answering services	**	126 051	16 224	6 921	8	**
735, 7396, 7399 pt.	Other business services, n.e.c.	**	340 362	34 551	10 715	10	**
75	Automotive repair, services, and garages	††	241 520	51 660	12 258	5	††
751	Automotive rental and leasing, without drivers	††	822 061	103 670	14 635	8	††
752	Automobile parking	††	115 116	36 421	7 105	3	††
7523	Parking lots	**	75 684	30 979	6 280	2	**
7525	Parking structures	**	209 515	42 944	8 093	5	**
753	Automotive repair shops	††	198 670	48 150	13 347	4	††
7538	General automotive repair shops	††	160 823	45 307	11 988	4	††
7538 pt.	General automotive repair shops, except diesel	**	146 563	45 899	11 529	3	**
7538 pt.	Diesel repair shops	**	308 437	42 605	14 084	7	**
7531	Top and body repair shops	††	202 813	50 350	14 274	4	††
7534, 5, 9	Other automotive repair shops	††	250 421	49 157	13 939	5	††
7534	Tire retreading and repair shops	**	506 447	57 620	12 844	9	**
7535	Paint shops	**	186 590	35 022	11 108	5	**
7539 pt.	Auto electrical and fuel system services	**	174 419	38 660	12 474	5	**
7539 pt.	Radiator repair	**	175 333	51 391	13 822	3	**
7539 pt.	Glass replacement and repair	**	311 444	59 458	16 727	5	**
7539 pt.	Brake, front end, and wheel alignment	**	264 145	50 270	15 557	5	**
7539 pt.	Exhaust system services (muffler shops)	**	268 313	60 027	15 501	4	**
7539 pt.	Transmission repair shops	**	194 902	40 156	12 834	5	**
7539 pt.	Other automotive repair shops, n.e.c.	**	334 042	56 458	15 937	6	**
754	Automotive services, except repair	††	155 343	23 887	6 638	7	††
7542	Car washes	**	131 577	17 451	4 874	8	**
7549	Other automotive services	**	195 811	41 321	11 416	5	**
76	Miscellaneous repair services	††	250 633	47 620	15 157	5	††
762	Electrical and electronic repair shops	††	209 974	45 077	14 531	5	††
7622	Radio and TV repair shops	††	174 860	39 995	12 013	4	††
7623, 9	Other electrical and electronic repair shops	††	243 715	49 405	16 676	5	††
7623	Refrigeration and air-conditioning repair shops	**	206 000	51 000	18 320	4	**
7629	Electrical and electronic repair shops, n.e.c.	**	258 742	48 920	16 176	5	**
764	Reupholstery and furniture repair	††	72 736	27 080	8 582	3	††
763, 9	Other repair shops and related services	††	304 544	50 315	15 943	6	††
763	Watch, clock, and jewelry repair	**	63 414	36 059	9 863	2	**
769	Miscellaneous repair and related services	**	315 556	50 498	16 021	6	**
7692	Welding repair	**	142 738	32 612	11 390	4	**
7694	Armature rewinding shops	**	960 111	64 007	22 231	15	**
7699	Repair shops and related services, n.e.c.	**	274 514	49 444	14 704	6	**
78, 79	Amusement and recreation services, including motion pictures	††	244 204	29 641	7 228	8	††
781, 2	Motion picture production, distribution, and services	††	623 068	63 023	16 876	10	††
783	Motion picture theaters	††	270 252	30 498	5 684	9	††
7832	Motion picture theaters, except drive-in	**	351 232	30 985	5 505	11	**
7833	Drive-in motion picture theaters	**	90 784	26 872	7 020	3	**
792	Producers, orchestras, and entertainers	††	326 608	38 282	6 656	9	††
7922	Theatrical producers (except motion picture) and miscellaneous theatrical services	**	512 037	37 466	8 610	14	**
7929	Bands, orchestras, actors, and other entertainers and entertainment groups	**	230 327	39 269	4 292	6	**

See footnotes at end of table.

Table 3a. Selected Ratios for Firms Subject to Federal Income Tax for the State: 1982—Con.

[For meaning of abbreviations and symbols, see introductory text. For explanation of terms and comparability of 1977 and 1982 censuses, see appendix A]

SIC code	Kind of business or operation	All establishments— Receipts per establishment (dollars)	Establishments with payroll				Establishments without payroll— Receipts per establishment (dollars)
			Receipts		Annual payroll per employee ¹ (dollars)	Employees per establishment ¹ (number)	
			Per establishment (dollars)	Per employee ¹ (dollars)			
78, 79	Amusement and recreation services, including motion pictures— Con.						
793	Bowling alleys and billiards and pool establishments	††	270 391	20 266	5 713	13	††
7932	Billiard and pool establishments	††	82 077	17 783	5 200	5	††
7933	Bowling alleys	††	281 939	20 316	5 723	14	††
79 ex. 792, 3	Commercial sports and other amusement and recreation services ..	††	200 604	30 777	7 985	7	††
794	Commercial sports	††	734 860	72 615	16 844	10	††
7941	Professional sports clubs, managers, promoters	††	547 333	33 510	23 823	16	††
7948	Racing, including track operation	††	776 024	88 627	13 986	9	††
79 ex. 792, 3, 4	Other amusement and recreation services	††	165 410	26 336	7 045	6	††
791	Dance halls, studios, and schools	**	53 915	10 937	3 703	5	**
7992	Public golf courses	**	147 882	36 647	9 431	4	**
7993	Coin-operated amusement device operators	**	209 717	43 591	9 666	5	**
7996	Amusement parks	**	837 250	38 274	14 371	22	**
7997	Membership sports and recreation clubs	**	235 731	25 396	7 742	9	**
7999	Amusement and recreation services, n.e.c.	**	125 135	21 218	5 120	6	**
7999 pt.	Concession operators of amusement devices, rides	**	119 750	29 938	7 583	4	**
7999 pt.	Carnivals, circuses, and fairs	**	175 909	74 423	15 923	2	**
7999 pt.	Other commercial recreation and amusements	**	123 585	19 926	4 819	6	**
80, ex. 806	Health services, except hospitals	††	289 920	35 586	15 877	8	††
801	Offices of physicians	††	312 469	61 263	30 227	5	††
802	Offices of dentists	††	158 899	38 701	13 257	4	††
803	Offices of osteopathic physicians	††	181 982	43 768	18 523	4	††
8041	Offices of chiropractors	††	103 337	40 242	9 583	3	††
8042	Offices of optometrists	††	153 450	52 571	11 415	3	††
805	Nursing and personal care facilities	††	1 035 048	15 964	7 345	65	††
8049, 807, 8, 9	Other health services	††	284 781	33 437	14 016	9	††
807	Medical and dental laboratories	††	327 328	38 145	15 533	9	††
8071	Medical laboratories	††	467 888	43 875	16 848	11	††
8072	Dental laboratories	††	201 829	30 028	13 670	7	††
8049, 808, 9	Other health services, n.e.c.	††	250 089	29 545	12 762	8	††
81	Legal services	††	194 199	54 058	14 765	4	††
823, 4, 9	Selected educational services	††	198 284	30 774	9 616	6	††
823	Libraries and information centers	**	(D)	(D)	(D)	(D)	**
824	Correspondence schools and vocational schools	**	406 929	36 057	12 228	11	**
829	Schools and educational services, n.e.c.	**	(D)	(D)	(D)	(D)	**
891	Engineering, architectural, and surveying services	††	331 205	37 653	18 521	9	††
891 pt.	Architectural services	**	350 482	37 992	16 874	9	**
891 pt.	Engineering services	**	403 142	39 086	20 100	10	**
891 pt.	Surveying services	**	94 198	25 062	12 810	4	**
893	Accounting, auditing, and bookkeeping services	††	225 357	39 103	15 204	6	††
83, 892, 9	Social and other services	††	102 042	16 187	6 841	6	††
83	Social services	**	98 813	13 729	5 762	7	**
835	Child day care services	**	61 779	9 722	4 411	6	**
832, 3, 6, 9	Other social services	**	235 519	22 847	8 898	10	**
892, 9	Other services	**	114 691	40 901	17 684	3	**

¹Based on number of employees for pay period including March 12.

Table 3b. Selected Ratios for Firms Exempt From Federal Income Tax for the State: 1982

[Includes only establishments with payroll. For meaning of abbreviations and symbols, see introductory text. For explanation of terms and comparability of 1977 and 1982 censuses, see appendix A]

SIC code	Kind of business or operation	Revenue		Expenses		Annual payroll per employee ¹ (dollars)	Employees per establishment ¹ (number)
		Per establishment (dollars)	Per employee ¹ (dollars)	Per establishment (dollars)	Per employee ¹ (dollars)		
	Total	286 070	22 264	257 257	20 022	8 250	13
7011 pt., 7032, 704	Hotels, camps, and membership lodging	109 462	19 528	102 771	18 334	4 714	6
7391, 2, 7	Research, testing, and consulting services	433 316	37 940	419 842	36 760	17 922	11
792, 7997, 7999 pt., 84	Selected amusement, recreation, and related services	415 040	26 314	369 826	23 448	9 972	16
805, 8, 9	Selected health services	690 008	19 529	678 279	19 197	10 070	35
805	Nursing and personal care facilities	1 210 681	15 483	1 167 625	14 932	7 866	78
808	Outpatient care facilities	553 965	29 290	562 635	29 749	14 698	19
809	Health and allied services, n.e.c.	409 962	20 524	397 077	19 879	11 574	20
81	Legal aid societies and similar legal services	322 222	27 751	330 500	28 464	14 105	12
823, 4, 9	Selected educational services	155 792	19 273	164 521	20 353	8 822	8
83	Social services	353 048	19 481	306 163	16 894	7 204	18
835	Child day care services	113 605	11 092	113 265	11 059	5 992	10
832, 3, 6, 9	Other social services	413 382	20 558	354 769	17 643	7 360	20
861, 2, 4, 9	Selected membership organizations	184 630	27 536	161 458	24 080	8 030	7
861	Business associations	266 313	54 528	229 772	47 047	14 803	5
864	Civic, social, and fraternal associations	165 349	22 376	147 019	19 896	6 501	7
862, 9	Other membership organizations	198 063	36 521	166 183	30 642	11 518	5
892	Noncommercial educational, scientific, and research organizations	362 257	57 371	390 229	61 801	13 760	6

¹Based on number of employees for pay period including March 12.

Table 4a. Summary Statistics for Firms Subject to Federal Income Tax for Standard Metropolitan Statistical Areas: 1982

[For meaning of abbreviations and symbols, see introductory text. For explanation of terms and comparability of 1977 and 1982 censuses, see appendix A. For definitions of SMSA's, see appendix D]

SIC code	Geographic area and kind of business or operation	All establishments				Establishments with payroll				
		Number	Receipts (\$1,000)	Unincorporated businesses or operations		Number	Receipts (\$1,000)	Annual payroll (\$1,000)	First quarter payroll (\$1,000)	Paid employees for pay period including March 12 (number)
				Individual proprietorships (number)	Partnerships (number)					
	CHICAGO-GARY-KENOSHA, ILL.-IND.-WIS., SCSA									
	Total	††	††	††	††	42 487	18 024 441	6 931 583	1 665 837	442 606
70	Hotels, motels, and other lodging places	††	††	††	††	571	868 241	261 379	59 979	29 735
7011	Hotels, motor hotels, and motels	††	††	††	††	502	(D)	(D)	(D)	(D)
7011 pt.	Hotels	††	††	††	††	205	693 058	216 046	49 698	23 186
7011 pt.	Hotels, 25 guestrooms or more	††	††	††	††	172	690 058	215 328	49 586	23 081
7011 pt.	Hotels, less than 25 guestrooms	††	††	††	††	33	3 000	718	112	105
7011 pt.	Motels, motor hotels, and tourist courts	††	††	††	††	297	(D)	(D)	(D)	(D)
7011 pt.	Motels, tourist courts	††	††	††	††	254	105 676	27 004	6 213	4 025
7011 pt.	Motor hotels	††	††	††	††	43	(D)	(D)	(D)	(D)
702, 3, 4	Other lodging places	††	††	††	††	69	(D)	(D)	(D)	(D)
703	Trailer parks and camps	††	††	††	††	19	(D)	(D)	(D)	(D)
7032	Sporting and recreational camps	††	††	††	††	13	(D)	(D)	(D)	(D)
7033	Trailer parks and camp sites for transients	††	††	††	††	6	(D)	(D)	(D)	(D)
702, 4	Rooming, boarding, and membership lodging	††	††	††	††	50	(D)	(D)	(D)	(D)
702	Rooming and boarding houses	††	††	††	††	45	(D)	(D)	(D)	(D)
704	Organization hotels and lodging houses, on membership basis	††	††	††	††	5	(D)	(D)	(D)	(D)

Table 4a. Summary Statistics for Firms Subject to Federal Income Tax for Standard Metropolitan Statistical Areas: 1982—Con.

[For meaning of abbreviations and symbols, see introductory text. For explanation of terms and comparability of 1977 and 1982 censuses, see appendix A. For definitions of SMSA's, see appendix D]

SIC code	Geographic area and kind of business or operation	All establishments				Establishments with payroll				
		Number	Receipts (\$1,000)	Unincorporated businesses or operations		Number	Receipts (\$1,000)	Annual payroll (\$1,000)	First quarter payroll (\$1,000)	Paid employees for pay period including March 12 (number)
				Individual proprietorships (number)	Partnerships (number)					
	CHICAGO-GARY-KENOSHA, ILL.-IND.-WIS., SCSA—Con.									
72	Personal services	††	††	††	††	5 259	890 347	307 856	71 881	35 296
721	Laundry, cleaning, and garment services	††	††	††	††	1 573	367 543	136 619	32 051	13 588
7215	Coin-operated laundries and dry cleaning	††	††	††	††	418	47 903	10 717	2 489	1 509
7215 pt.	Coin-operated laundries and dry-cleaning stores	††	††	††	††	391	38 271	8 534	1 960	1 357
7215 pt.	Coin-operated laundry machine routes	**	**	**	**	27	9 632	2 183	529	152
721 ex.	Other laundry, cleaning, and garment services	††	††	††	††	1 155	319 640	125 902	29 562	12 079
7215	Power laundries, family and commercial*	**	**	**	**	71	(D)	(D)	(D)	(D)
7216	Dry-cleaning plants, except rug cleaning*	**	**	**	**	667	121 493	46 493	10 892	5 412
Other 721	Laundry and cleaning services, n.e.c.*	**	**	**	**	417	(D)	(D)	(D)	(D)
7212	Garment pressing and agents for laundries and dry cleaners	**	**	**	**	138	14 044	3 932	900	525
7213	Linen supply*	**	**	**	**	36	(D)	(D)	(D)	(D)
7217	Carpet and upholstery cleaning	**	**	**	**	130	(D)	(D)	(D)	(D)
7218	Industrial launderers*	**	**	**	**	36	(D)	(D)	(D)	(D)
7214, 9	Other laundry, garment services, including diaper*	**	**	**	**	77	(D)	(D)	(D)	(D)
7214	Diaper service*	**	**	**	**	4	(D)	(D)	(D)	(D)
7219	Laundry and garment services, n.e.c.	**	**	**	**	73	10 942	4 611	1 089	392
722	Photographic studios, portrait	††	††	††	††	194	57 580	14 701	3 166	1 580
723, 4	Beauty and barber shops	††	††	††	††	2 407	188 712	85 089	19 474	10 908
723	Beauty shops	††	††	††	††	2 208	177 830	80 283	18 350	10 379
724	Barber shops	††	††	††	††	199	10 882	4 806	1 124	529
725	Shoe repair, shoe shine, and hat-cleaning shops	††	††	††	††	82	(D)	(D)	(D)	(D)
726	Funeral service and crematories	††	††	††	††	410	133 255	30 869	7 463	2 112
729	Miscellaneous personal services	††	††	††	††	593	(D)	(D)	(D)	(D)
729 pt.	Reducing salons and health clubs, except resorts	**	**	**	**	109	40 032	13 484	2 933	2 252
729 pt.	Tax preparation services	**	**	**	**	133	25 796	6 978	2 252	2 102
729 pt.	Other personal services, n.e.c.	**	**	**	**	351	(D)	(D)	(D)	(D)
73	Business services	††	††	††	††	9 741	5 698 951	2 314 900	559 053	155 749
731	Advertising	††	††	††	††	761	816 181	344 514	80 945	12 944
7311	Advertising agencies	**	**	**	**	547	581 474	268 930	62 823	9 357
7312	Outdoor advertising services	**	**	**	**	35	(D)	(D)	(D)	(D)
7313	Radio, TV, publishers' advertising representatives	**	**	**	**	114	134 260	44 753	10 746	1 853
7319	Advertising, n.e.c.	**	**	**	**	65	(D)	(D)	(D)	(D)
734	Services to dwellings and other buildings	††	††	††	††	1 116	357 266	187 382	44 141	20 217
7341	Window cleaning	**	**	**	**	34	11 030	6 098	1 367	397
7342	Disinfecting and exterminating services	**	**	**	**	123	37 780	15 937	4 008	1 142
7349	Cleaning and maintenance services, n.e.c.	**	**	**	**	959	308 456	165 347	38 766	18 678
737	Computer and data processing services	††	††	††	††	1 016	926 428	342 623	82 111	16 127
7372	Computer programming and other software services	**	**	**	**	444	(D)	(D)	(D)	(D)
7374	Data processing services	**	**	**	**	356	487 954	179 339	43 001	10 117
7374 pt.	Data processing services, except facilities management	**	**	**	**	333	(D)	(D)	(D)	(D)
7374 pt.	Computer facilities management	**	**	**	**	23	(D)	(D)	(D)	(D)
7379	Computer related services, n.e.c.	**	**	**	**	216	(D)	(D)	(D)	(D)
7392	Management, consulting, and public relations services	††	††	††	††	2 163	1 122 065	442 533	110 119	24 910
7392 pt.	Management and administrative services	**	**	**	**	326	349 542	121 041	28 721	6 662
7392 pt.	Public relations services	**	**	**	**	208	97 653	35 735	9 485	1 628
7392 pt.	Management consulting services	**	**	**	**	922	377 082	175 714	44 830	7 146
7392 pt.	Economic and sociological research	**	**	**	**	291	189 769	63 339	15 461	7 313
7392 pt.	Consulting services, n.e.c.	**	**	**	**	416	108 019	46 704	11 622	2 161
7394	Equipment rental and leasing services	††	††	††	††	492	281 859	69 081	16 181	3 762
7394 pt.	Equipment rental	**	**	**	**	301	148 966	37 567	8 430	2 250
7394 pt.	Equipment leasing, except finance leasing	**	**	**	**	117	73 683	14 921	3 590	739
7394 pt.	Leasing and rental of heavy construction equipment without operators	**	**	**	**	41	26 906	7 121	1 901	359
7394 pt.	Rental of heavy construction equipment with operators	**	**	**	**	33	32 304	9 472	2 260	414
Other 73	Other business services	††	††	††	††	4 193	2 195 152	928 767	225 556	77 789
732	Credit reporting, collection agencies	**	**	**	**	203	110 439	41 536	9 969	2 797
732 pt.	Adjustment and collection agencies	**	**	**	**	167	66 133	30 269	6 866	1 961
732 pt.	Mercantile reporting agencies	**	**	**	**	12	(D)	(D)	(D)	(D)
732 pt.	Consumer credit reporting agencies	**	**	**	**	24	(D)	(D)	(D)	(D)
7331	Direct mail advertising services	**	**	**	**	146	(D)	(D)	(D)	(D)
7332	Blueprinting and photocopying services	**	**	**	**	135	(D)	(D)	(D)	(D)
7333	Commercial photography, art, and graphics	**	**	**	**	773	313 560	106 736	27 196	5 048
7333 pt.	Commercial photography	**	**	**	**	216	82 185	30 287	7 856	1 692
7333 pt.	Commercial art	**	**	**	**	180	73 471	25 273	6 283	1 011
7333 pt.	Graphic arts and related design and commercial photography, n.e.c.	**	**	**	**	377	157 904	51 176	13 057	2 345
7339	Stenographic services; and reproduction services, n.e.c.	**	**	**	**	215	(D)	(D)	(D)	(D)
736	Personnel supply services	**	**	**	**	778	(D)	(D)	(D)	(D)
7361	Employment agencies	**	**	**	**	495	93 456	48 352	13 060	3 533
7362	Help supply services	**	**	**	**	277	(D)	(D)	(D)	(D)
7362 pt.	Office help supply services	**	**	**	**	137	79 243	55 927	13 857	9 789
7362 pt.	Help supply, except office workers	**	**	**	**	140	(D)	(D)	(D)	(D)
7369	Facilities management services	**	**	**	**	6	(D)	(D)	(D)	(D)
7391	Research and development laboratories	**	**	**	**	62	(D)	(D)	(D)	(D)
7397	Testing laboratories and facilities	**	**	**	**	74	51 459	24 197	5 288	1 113

Table 4a. Summary Statistics for Firms Subject to Federal Income Tax for Standard Metropolitan Statistical Areas: 1982—Con.

[For meaning of abbreviations and symbols, see introductory text. For explanation of terms and comparability of 1977 and 1982 censuses, see appendix A. For definitions of SMSA's, see appendix D.]

SIC code	Geographic area and kind of business or operation	All establishments				Establishments with payroll				
		Number	Receipts (\$1,000)	Unincorporated businesses or operations		Number	Receipts (\$1,000)	Annual payroll (\$1,000)	First quarter payroll (\$1,000)	Paid employees for pay period including March 12 (number)
				Individual proprietorships (number)	Partnerships (number)					
	CHICAGO-GARY-KENOSHA, ILL.-IND.-WIS., SCSA—Con.									
73	Business services—Con.									
Other 73	Other business services—Con.									
7393	Detective agencies and protective services	**	**	**	**	338	282 220	151 634	36 787	14 908
7393 pt.	Detective agencies and guard services	**	**	**	**	271	163 096	108 049	25 873	12 537
7393 pt.	Armored car services	**	**	**	**	11	34 759	16 477	4 307	835
7393 pt.	Burglar and fire alarm systems	**	**	**	**	56	84 365	27 108	6 607	1 536
7395	Photofinishing laboratories*	**	**	**	**	129	147 850	44 348	10 749	3 086
7399 pt.	Sign painting shops	**	**	**	**	67	(D)	(D)	(D)	(D)
7399 pt.	Interior designing	**	**	**	**	128	(D)	(D)	(D)	(D)
7399 pt.	Telephone answering services	**	**	**	**	119	(D)	(D)	(D)	(D)
735, 7396, 7399 pt.	Other business services, n.e.c.	**	**	**	**	1 026	(D)	(D)	(D)	(D)
735	News syndicates	**	**	**	**	19	(D)	(D)	(D)	(D)
7396	Trading stamp services (sales offices)	**	**	**	**	3	(D)	(D)	(D)	(D)
7399 pt.	Water softening services	**	**	**	**	45	18 777	5 009	1 300	356
7399 pt.	Packaging and labeling services	**	**	**	**	77	(D)	(D)	(D)	(D)
7399 pt.	Miscellaneous business services, n.e.c.	**	**	**	**	882	452 361	158 190	37 338	11 307
75	Automotive repair, services, and garages	††	††	††	††	3 408	1 205 435	291 220	68 629	19 382
751	Automotive rental and leasing, without drivers	††	††	††	††	311	(D)	(D)	(D)	(D)
7512 pt.	Passenger car rental, without drivers	**	**	**	**	90	114 014	17 983	4 276	1 172
7512 pt.	Passenger car leasing, except finance leasing	**	**	**	**	78	93 360	11 674	2 903	730
7513 pt.	Truck rental, without drivers	**	**	**	**	57	34 222	4 303	1 010	346
7513 pt.	Truck leasing, except finance leasing	**	**	**	**	76	131 847	26 611	6 551	1 179
7519	Utility trailer and recreational vehicle rental	**	**	**	**	10	(D)	(D)	(D)	(D)
752	Automobile parking	††	††	††	††	344	(D)	(D)	(D)	(D)
7523	Parking lots	**	**	**	**	223	(D)	(D)	(D)	(D)
7525	Parking structures	**	**	**	**	121	(D)	(D)	(D)	(D)
753	Automotive repair shops	††	††	††	††	2 447	690 273	193 624	44 799	12 017
7538	General automotive repair shops	††	††	††	††	1 023	238 928	60 372	14 305	4 097
7538 pt.	General automotive repair shops, except diesel	**	**	**	**	961	(D)	(D)	(D)	(D)
7538 pt.	Diesel repair shops	**	**	**	**	62	(D)	(D)	(D)	(D)
7531	Top and body repair shops	††	††	††	††	742	201 532	61 564	14 393	3 743
7534, 5, 9	Other automotive repair shops	††	††	††	††	682	249 813	71 688	16 101	4 177
7534	Tire retreading and repair shops	**	**	**	**	37	(D)	(D)	(D)	(D)
7535	Paint shops	**	**	**	**	72	(D)	(D)	(D)	(D)
7539 pt.	Auto electrical and fuel system services	**	**	**	**	39	(D)	(D)	(D)	(D)
7539 pt.	Radiator repair	**	**	**	**	79	(D)	(D)	(D)	(D)
7539 pt.	Glass replacement and repair	**	**	**	**	60	(D)	(D)	(D)	(D)
7539 pt.	Brake, front end, and wheel alignment	**	**	**	**	52	(D)	(D)	(D)	(D)
7539 pt.	Exhaust system services (muffler shops)	**	**	**	**	149	(D)	(D)	(D)	(D)
7539 pt.	Transmission repair shops	**	**	**	**	157	(D)	(D)	(D)	(D)
7539 pt.	Other automotive repair shops, n.e.c.	**	**	**	**	37	(D)	(D)	(D)	(D)
754	Automotive services, except repair	††	††	††	††	306	56 038	15 347	3 711	1 833
7542	Car washes	**	**	**	**	180	(D)	(D)	(D)	(D)
7549	Other automotive services	**	**	**	**	126	(D)	(D)	(D)	(D)
76	Miscellaneous repair services	††	††	††	††	1 546	571 654	202 331	48 808	11 539
762	Electrical and electronic repair shops	††	††	††	††	471	198 635	70 369	16 751	4 095
7622	Radio and TV repair shops	**	**	**	**	196	(D)	(D)	(D)	(D)
7623, 9	Other electrical and electronic repair shops	††	††	††	††	275	(D)	(D)	(D)	(D)
7623	Refrigeration and air-conditioning repair shops	**	**	**	**	70	(D)	(D)	(D)	(D)
7629	Electrical and electronic repair shops, n.e.c.	**	**	**	**	205	91 914	34 871	8 249	1 974
764	Reupholstery and furniture repair	††	††	††	††	145	17 635	5 697	1 286	511
763, 9	Other repair shops and related services	††	††	††	††	930	355 384	126 265	30 771	6 933
763	Watch, clock, and jewelry repair	**	**	**	**	53	(D)	(D)	(D)	(D)
769	Miscellaneous repair and related services	**	**	**	**	877	(D)	(D)	(D)	(D)
7692	Welding repair	**	**	**	**	82	(D)	(D)	(D)	(D)
7694	Armature rewinding shops	**	**	**	**	73	68 131	22 938	5 930	1 122
7699	Repair shops and related services, n.e.c.	**	**	**	**	722	255 208	90 445	21 606	5 009
7699 pt.	Farm machinery and equipment repair shops	**	**	**	**	10	995	188	40	11
7699 pt.	Lawnmower, saw, knife, tool sharpening and repair	**	**	**	**	55	(D)	(D)	(D)	(D)
7699 pt.	Sewer and septic tank cleaning services	**	**	**	**	46	13 856	5 032	1 319	327
7699 pt.	Other repair and related services, n.e.c.	**	**	**	**	611	(D)	(D)	(D)	(D)
78, 79	Amusement and recreation services, including motion pictures	††	††	††	††	1 826	1 449 087	409 087	89 029	42 334
781, 2	Motion picture production, distribution, and services	††	††	††	††	266	(D)	(D)	(D)	(D)
7813	Motion picture production, except for TV	**	**	**	**	82	(D)	(D)	(D)	(D)
7814	Motion picture, tape production for TV	**	**	**	**	55	(D)	(D)	(D)	(D)
7819	Services allied to motion picture production	**	**	**	**	62	(D)	(D)	(D)	(D)
7823	Motion picture film exchanges	**	**	**	**	44	(D)	(D)	(D)	(D)
7824	Film or tape distribution for TV	**	**	**	**	12	(D)	(D)	(D)	(D)
7829	Services allied to motion picture distribution	**	**	**	**	11	3 415	1 138	280	83
783	Motion picture theaters	††	††	††	††	201	(D)	(D)	(D)	(D)
7832	Motion picture theaters, except drive-in	**	**	**	**	170	129 843	26 819	6 469	3 280
7833	Drive-in motion picture theaters	**	**	**	**	31	(D)	(D)	(D)	(D)

Table 4a. Summary Statistics for Firms Subject to Federal Income Tax for Standard Metropolitan Statistical Areas: 1982--Con.

[For meaning of abbreviations and symbols, see introductory text. For explanation of terms and comparability of 1977 and 1982 censuses, see appendix A. For definitions of SMSA's, see appendix D.]

SIC code	Geographic area and kind of business or operation	All establishments				Establishments with payroll				
		Number	Receipts (\$1,000)	Unincorporated businesses or operations		Number	Receipts (\$1,000)	Annual payroll (\$1,000)	First quarter payroll (\$1,000)	Paid employees for pay period including March 12 (number)
				Individual proprietorships (number)	Partnerships (number)					
CHICAGO-GARY-KENOSHA, ILL.-IND.-WIS., SCSA--Con.										
78, 79	Amusement and recreation services, including motion pictures--Con.									
792	Producers, orchestras, and entertainers	††	††	††	††	208	(D)	(D)	(D)	(D)
7922	Theatrical producers (except motion picture) and miscellaneous theatrical services	**	**	**	**	107	(D)	(D)	(D)	(D)
7922 pt.	Producers of live theatrical productions	**	**	**	**	33	(D)	(D)	(D)	(D)
7922 pt.	Producers of radio and TV shows, except tape	**	**	**	**	14	3 997	1 949	513	42
7922 pt.	Artists' and entertainers' managers or agents, concert bureaus, booking agents	**	**	**	**	33	11 227	3 701	977	359
7922 pt.	Other theatrical services	**	**	**	**	27	(D)	(D)	(D)	(D)
7929	Bands, orchestras, actors, and other entertainers and entertainment groups	**	**	**	**	101	(D)	(D)	(D)	(D)
7929 pt.	Dance groups and artists	**	**	**	**	3	(D)	(D)	(D)	(D)
7929 pt.	Symphony orchestras, opera companies, and chamber music organizations	**	**	**	**	4	(D)	(D)	(D)	(D)
7929 pt.	Other music and entertainment presentations	**	**	**	**	94	34 359	6 993	1 736	304
793	Bowling alleys and billiards and pool establishments	††	††	††	††	270	114 071	32 004	8 334	4 657
7932	Billiard and pool establishments	††	††	††	††	17	1 287	400	101	76
7933	Bowling alleys	††	††	††	††	253	112 784	31 604	8 233	4 581
79 ex. 792, 3	Commercial sports and other amusement and recreation services	††	††	††	††	881	500 501	125 102	25 572	9 669
794	Commercial sports	††	††	††	††	83	213 255	55 670	10 450	1 980
7941	Professional sports clubs, managers, promoters	††	††	††	††	15	(D)	(D)	(D)	(D)
7941 pt.	Baseball clubs	**	**	**	**	2	(D)	(D)	(D)	(D)
7941 pt.	Football clubs	**	**	**	**	1	(D)	(D)	(D)	(D)
7941 pt.	Other professional sports clubs	**	**	**	**	2	(D)	(D)	(D)	(D)
7941 pt.	Managers and promoters	**	**	**	**	10	(D)	(D)	(D)	(D)
7948	Racing, including track operation	††	††	††	††	68	(D)	(D)	(D)	(D)
7948 pt.	Auto race track operation	**	**	**	**	8	(D)	(D)	(D)	(D)
7948 pt.	Horse race track operation	**	**	**	**	5	(D)	(D)	(D)	(D)
7948 pt.	Dog race track operation	**	**	**	**	-	-	-	-	-
7948 pt.	Racing stables and racing, n.e.c.	**	**	**	**	55	(D)	(D)	(D)	(D)
79 ex. 792, 3, 4	Other amusement and recreation services	††	††	††	††	798	287 246	69 432	15 122	7 689
791	Dance halls, studios, and schools	**	**	**	**	89	(D)	(D)	(D)	(D)
791 pt.	Public dance halls or ballrooms	**	**	**	**	4	883	157	43	44
791 pt.	Dance schools, including children's and professionals'	**	**	**	**	85	(D)	(D)	(D)	(D)
7992	Public golf courses	**	**	**	**	62	(D)	(D)	(D)	(D)
7993	Coin-operated amusement device operators	**	**	**	**	155	37 136	7 623	1 836	697
7996	Amusement parks	**	**	**	**	15	62 813	8 612	1 890	544
7997	Membership sports and recreation clubs	**	**	**	**	162	79 624	23 063	4 833	2 925
7999	Amusement and recreation services, n.e.c.	**	**	**	**	315	60 609	17 246	4 374	2 337
7999 pt.	Concession operators of amusement devices, rides	**	**	**	**	13	(D)	(D)	(D)	(D)
7999 pt.	Carnivals, circuses, and fairs	**	**	**	**	12	(D)	(D)	(D)	(D)
7999 pt.	Carnivals and circuses	**	**	**	**	10	2 372	373	32	28
7999 pt.	Fairs	**	**	**	**	2	(D)	(D)	(D)	(D)
7999 pt.	Other commercial recreation and amusements	**	**	**	**	290	(D)	(D)	(D)	(D)
7999 pt.	Commercial museums, art galleries, and botanical and zoological gardens	**	**	**	**	4	575	160	32	20
7999 pt.	Roller skating rinks	**	**	**	**	40	9 973	2 880	820	717
7999 pt.	Ice skating rinks	**	**	**	**	4	(D)	(D)	(D)	(D)
7999 pt.	Other amusement and recreation services, n.e.c.	**	**	**	**	242	(D)	(D)	(D)	(D)
80, ex. 806	Health services, except hospitals	††	††	††	††	11 700	3 310 601	1 507 809	370 827	78 134
801	Offices of physicians	††	††	††	††	6 286	1 789 214	901 509	223 966	26 693
802	Offices of dentists	††	††	††	††	3 127	569 881	218 831	53 092	13 755
803	Offices of osteopathic physicians	††	††	††	††	83	(D)	(D)	(D)	(D)
8041	Offices of chiropractors	††	††	††	††	205	(D)	(D)	(D)	(D)
8042	Offices of optometrists	††	††	††	††	410	68 787	20 352	4 904	1 478
805	Nursing and personal care facilities	††	††	††	††	275	472 612	205 978	50 613	25 390
8051	Skilled nursing care facilities	**	**	**	**	176	365 566	159 014	39 059	19 067
8059	Nursing and personal care facilities, n.e.c.	**	**	**	**	99	107 046	46 964	11 554	6 323
8049, 807, 8, 9	Other health services	††	††	††	††	1 314	365 360	144 893	34 180	9 776
807	Medical and dental laboratories	††	††	††	††	521	(D)	(D)	(D)	(D)
8071	Medical laboratories	††	††	††	††	236	(D)	(D)	(D)	(D)
8072	Dental laboratories	††	††	††	††	285	(D)	(D)	(D)	(D)
8049, 808, 9	Other health services, n.e.c.	††	††	††	††	793	(D)	(D)	(D)	(D)
8049	Offices of health practitioners, n.e.c.	**	**	**	**	438	53 682	21 850	5 326	1 371
808	Outpatient care facilities	**	**	**	**	219	93 099	37 728	8 658	2 026
809	Health and allied services, n.e.c.	**	**	**	**	136	(D)	(D)	(D)	(D)
81	Legal services	††	††	††	††	4 280	1 855 858	690 997	168 891	26 982
823, 4, 9	Selected educational services	††	††	††	††	245	(D)	(D)	(D)	(D)
823	Libraries and information centers	**	**	**	**	4	183	29	5	8
824	Correspondence schools and vocational schools	**	**	**	**	102	46 066	18 807	4 845	1 272
8241	Correspondence schools	**	**	**	**	11	(D)	(D)	(D)	(D)
8243	Data processing schools	**	**	**	**	13	5 668	2 106	477	129
8244	Business and secretarial schools	**	**	**	**	26	16 106	7 206	1 818	437
8249	Vocational schools, except vocational high schools, n.e.c.	**	**	**	**	52	(D)	(D)	(D)	(D)
829	Schools and educational services, n.e.c.	**	**	**	**	139	(D)	(D)	(D)	(D)

Table 4a. Summary Statistics for Firms Subject to Federal Income Tax for Standard Metropolitan Statistical Areas: 1982—Con.

[For meaning of abbreviations and symbols, see introductory text. For explanation of terms and comparability of 1977 and 1982 censuses, see appendix A. For definitions of SMSA's, see appendix D.]

SIC code	Geographic area and kind of business or operation	All establishments				Establishments with payroll				
		Number	Receipts (\$1,000)	Unincorporated businesses or operations		Number	Receipts (\$1,000)	Annual payroll (\$1,000)	First quarter payroll (\$1,000)	Paid employees for pay period including March 12 (number)
				Individual proprietorships (number)	Partnerships (number)					
CHICAGO-GARY-KENOSHA, ILL.-IND.-WIS., SCSA—Con.										
891	Engineering, architectural, and surveying services -----	††	††	††	††	1 340	1 136 531	539 333	129 402	20 061
891 pt.	Architectural services -----	**	**	**	**	475	(D)	(D)	(D)	(D)
891 pt.	Engineering services -----	**	**	**	**	743	874 069	427 769	102 059	15 259
891 pt.	Surveying services -----	**	**	**	**	122	(D)	(D)	(D)	(D)
893	Accounting, auditing, and bookkeeping services -----	††	††	††	††	1 606	(D)	(D)	(D)	(D)
83, 892, 9	Social and other services -----	††	††	††	††	965	138 266	55 016	12 925	6 255
83	Social services -----	**	**	**	**	614	(D)	(D)	(D)	(D)
835	Child day care services -----	**	**	**	**	455	42 806	18 793	4 602	3 635
832, 3, 6, 9	Other social services -----	**	**	**	**	159	(D)	(D)	(D)	(D)
832	Individual and family social services -----	**	**	**	**	68	7 638	3 243	757	320
833	Job training and vocational rehabilitation services -----	**	**	**	**	28	10 798	3 252	736	240
836	Residential care -----	**	**	**	**	43	29 359	10 764	2 557	1 123
839	Social services, n.e.c. -----	**	**	**	**	20	(D)	(D)	(D)	(D)
892, 9	Other services -----	**	**	**	**	351	(D)	(D)	(D)	(D)
892	Noncommercial educational, scientific, and research organizations -----	**	**	**	**	5	(D)	(D)	(D)	(D)
899	Services, n.e.c. -----	**	**	**	**	346	43 553	17 312	3 936	831
CINCINNATI-HAMILTON, OHIO-KY.-IND., SCSA										
	Total -----	††	††	††	††	8 252	2 924 473	1 125 739	266 103	82 895
70	Hotels, motels, and other lodging places -----	††	††	††	††	151	179 648	52 259	11 956	6 151
7011	Hotels, motor hotels, and motels -----	††	††	††	††	135	173 787	50 713	11 599	5 976
7011 pt.	Hotels -----	††	††	††	††	46	(D)	(D)	(D)	(D)
7011 pt.	Hotels, 25 guestrooms or more -----	**	**	**	**	42	(D)	(D)	(D)	(D)
7011 pt.	Hotels, less than 25 guestrooms -----	**	**	**	**	4	(D)	(D)	(D)	(D)
7011 pt.	Motels, motor hotels, and tourist courts -----	††	††	††	††	89	(D)	(D)	(D)	(D)
7011 pt.	Motels, tourist courts -----	**	**	**	**	81	(D)	(D)	(D)	(D)
7011 pt.	Motor hotels -----	**	**	**	**	8	8 458	3 197	730	477
702, 3, 4	Other lodging places -----	††	††	††	††	16	5 861	1 546	357	175
703	Trailing parks and camps -----	††	††	††	††	9	(D)	(D)	(D)	(D)
702, 4	Rooming, boarding, and membership lodging -----	††	††	††	††	7	(D)	(D)	(D)	(D)
72	Personal services -----	††	††	††	††	1 299	176 566	63 314	14 816	7 620
721	Laundry, cleaning, and garment services -----	††	††	††	††	347	66 412	23 133	5 278	2 548
7215	Coin-operated laundries and dry cleaning -----	††	††	††	††	74	8 821	1 776	387	269
721 ex. 7215	Other laundry, cleaning, and garment services -----	††	††	††	††	273	57 591	21 357	4 891	2 279
7211	Power laundries, family and commercial* -----	**	**	**	**	12	(D)	(D)	(D)	(D)
7216	Dry-cleaning plants, except rug cleaning* -----	**	**	**	**	167	22 353	8 548	1 943	1 155
Other 721	Laundry and cleaning services, n.e.c.* -----	**	**	**	**	94	(D)	(D)	(D)	(D)
7212	Garment pressing and agents for laundries and dry cleaners -----	**	**	**	**	24	1 597	488	112	80
7213	Linen supply* -----	**	**	**	**	5	8 043	3 315	812	244
7217	Carpet and upholstery cleaning -----	**	**	**	**	43	5 023	1 673	315	165
7218	Industrial laundries* -----	**	**	**	**	9	(D)	(D)	(D)	(D)
7214, 9	Other laundry, garment services, including diaper* -----	**	**	**	**	13	(D)	(D)	(D)	(D)
722	Photographic studios, portrait -----	††	††	††	††	61	11 395	2 954	650	362
723, 4	Beauty and barber shops -----	††	††	††	††	593	46 529	22 374	5 253	2 678
723	Beauty shops -----	††	††	††	††	537	(D)	(D)	(D)	(D)
724	Barber shops -----	††	††	††	††	56	(D)	(D)	(D)	(D)
725	Shoe repair, shoe shine, and hat-cleaning shops -----	††	††	††	††	25	1 717	531	120	78
726	Funeral service and crematories -----	††	††	††	††	126	31 438	8 041	1 887	606
729	Miscellaneous personal services -----	††	††	††	††	147	19 075	6 281	1 628	1 348
73	Business services -----	††	††	††	††	1 417	711 491	283 157	66 618	26 564
731	Advertising -----	††	††	††	††	99	59 538	22 880	5 277	1 232
7311	Advertising agencies -----	**	**	**	**	76	(D)	(D)	(D)	(D)
7312	Outdoor advertising services -----	**	**	**	**	7	(D)	(D)	(D)	(D)
7313	Radio, TV, publishers' advertising representatives -----	**	**	**	**	7	(D)	(D)	(D)	(D)
7319	Advertising, n.e.c. -----	**	**	**	**	9	(D)	(D)	(D)	(D)
734	Services to dwellings and other buildings -----	††	††	††	††	208	50 897	27 873	6 639	5 589
7341	Window cleaning -----	**	**	**	**	17	(D)	(D)	(D)	(D)
7342	Disinfecting and exterminating services -----	**	**	**	**	43	9 874	3 993	920	255
7349	Cleaning and maintenance services, n.e.c. -----	**	**	**	**	148	(D)	(D)	(D)	(D)
737	Computer and data processing services -----	††	††	††	††	128	(D)	(D)	(D)	(D)
7372	Computer programming and other software services -----	**	**	**	**	53	(D)	(D)	(D)	(D)
7374	Data processing services -----	**	**	**	**	46	47 262	14 891	3 521	855
7379	Computer related services, n.e.c. -----	**	**	**	**	29	19 286	5 872	1 440	289
7392	Management, consulting, and public relations services -----	††	††	††	††	256	115 057	52 522	12 911	3 172
7394	Equipment rental and leasing services -----	††	††	††	††	109	105 305	22 018	4 928	1 233

Table 4a. Summary Statistics for Firms Subject to Federal Income Tax for Standard Metropolitan Statistical Areas: 1982—Con.

[For meaning of abbreviations and symbols, see introductory text. For explanation of terms and comparability of 1977 and 1982 censuses, see appendix A. For definitions of SMSA's, see appendix D.]

SIC code	Geographic area and kind of business or operation	All establishments				Establishments with payroll				
		Number	Receipts (\$1,000)	Unincorporated businesses or operations		Number	Receipts (\$1,000)	Annual payroll (\$1,000)	First quarter payroll (\$1,000)	Paid employees for pay period including March 12 (number)
				Individual proprietorships (number)	Partnerships (number)					
CINCINNATI-HAMILTON, OHIO-KY.-IND., SCSA—Con.										
73	Business services—Con.									
Other 73	Other business services	††	††	††	††	617	(D)	(D)	(D)	(D)
732	Credit reporting, collection agencies	**	**	**	**	34	19 712	6 841	1 616	513
7331	Direct mail advertising services	**	**	**	**	13	(D)	(D)	(D)	(D)
7332	Blueprinting and photocopying services	**	**	**	**	24	(D)	(D)	(D)	(D)
7333	Commercial photography, art, and graphics	**	**	**	**	100	(D)	(D)	(D)	(D)
7339	Stenographic services; and reproduction services, n.e.c.	**	**	**	**	31	3 733	1 501	353	132
736	Personnel supply services	**	**	**	**	126	55 302	33 049	7 782	6 146
7361	Employment agencies	**	**	**	**	69	(D)	(D)	(D)	(D)
7362	Help supply services	**	**	**	**	55	41 344	25 630	5 898	5 438
7369	Facilities management services	**	**	**	**	2	(D)	(D)	(D)	(D)
7391	Research and development laboratories	**	**	**	**	7	(D)	(D)	(D)	(D)
7397	Testing laboratories and facilities	**	**	**	**	12	12 721	7 195	1 318	262
7393	Detective agencies and protective services	**	**	**	**	65	(D)	(D)	(D)	(D)
7395	Photofinishing laboratories	**	**	**	**	26	20 549	5 241	1 220	734
7399 pt.	Sign painting shops	**	**	**	**	14	(D)	(D)	(D)	(D)
7399 pt.	Interior designing	**	**	**	**	21	(D)	(D)	(D)	(D)
7399 pt.	Telephone answering services	**	**	**	**	14	(D)	(D)	(D)	(D)
735, 7396, 7399 pt.	Other business services, n.e.c.	**	**	**	**	130	55 874	21 307	4 935	1 315
75	Automotive repair, services, and garages.....	††	††	††	††	811	235 278	52 489	12 537	4 096
751	Automotive rental and leasing, without drivers	††	††	††	††	72	97 795	13 768	3 522	831
752	Automobile parking	††	††	††	††	101	14 949	2 619	606	352
7523	Parking lots	**	**	**	**	87	11 144	1 605	388	248
7525	Parking structures	**	**	**	**	14	3 805	1 014	218	104
753	Automotive repair shops.....	††	††	††	††	562	112 400	32 702	7 630	2 448
7538	General automotive repair shops	††	††	††	††	241	48 083	13 178	3 122	1 019
7538 pt.	General automotive repair shops, except diesel	**	**	**	**	227	42 658	11 622	2 725	911
7538 pt.	Diesel repair shops	**	**	**	**	14	5 425	1 556	397	108
7531	Top and body repair shops	††	††	††	††	166	28 327	8 969	2 137	671
7534, 5, 9	Other automotive repair shops	††	††	††	††	155	35 990	10 555	2 371	758
7534	Tire retreading and repair shops	**	**	**	**	7	(D)	(D)	(D)	(D)
7535	Paint shops	**	**	**	**	18	(D)	(D)	(D)	(D)
7539 pt.	Auto electrical and fuel system services	**	**	**	**	9	(D)	(D)	(D)	(D)
7539 pt.	Radiator repair	**	**	**	**	21	2 890	794	155	67
7539 pt.	Glass replacement and repair	**	**	**	**	14	4 165	1 111	241	71
7539 pt.	Brake, front end, and wheel alignment	**	**	**	**	18	(D)	(D)	(D)	(D)
7539 pt.	Exhaust system services (muffler shops)	**	**	**	**	23	5 216	1 203	233	82
7539 pt.	Transmission repair shops	**	**	**	**	38	9 520	2 985	777	225
7539 pt.	Other automotive repair shops, n.e.c.	**	**	**	**	7	1 124	369	93	21
754	Automotive services, except repair	††	††	††	††	76	10 134	3 400	779	465
7542	Car washes	**	**	**	**	50	6 988	2 439	546	382
7549	Other automotive services	**	**	**	**	26	3 146	961	233	83
76	Miscellaneous repair services	††	††	††	††	377	123 476	39 056	9 000	2 278
762	Electrical and electronic repair shops	††	††	††	††	102	27 151	9 618	2 054	527
7622	Radio and TV repair shops	††	††	††	††	52	(D)	(D)	(D)	(D)
7623, 9	Other electrical and electronic repair shops	††	††	††	††	50	(D)	(D)	(D)	(D)
7623	Refrigeration and air-conditioning repair shops	††	††	††	††	14	(D)	(D)	(D)	(D)
7629	Electrical and electronic repair shops, n.e.c.	**	**	**	**	36	(D)	(D)	(D)	(D)
764	Reupholstery and furniture repair	††	††	††	††	43	3 343	999	237	112
763, 9	Other repair shops and related services	††	††	††	††	232	92 982	28 439	6 709	1 639
763	Watch, clock, and jewelry repair	**	**	**	**	18	(D)	(D)	(D)	(D)
769	Miscellaneous repair and related services	**	**	**	**	214	(D)	(D)	(D)	(D)
7692	Welding repair	**	**	**	**	33	(D)	(D)	(D)	(D)
7694	Armature rewinding shops	**	**	**	**	20	(D)	(D)	(D)	(D)
7699	Repair shops and related services, n.e.c.	**	**	**	**	161	44 206	12 943	3 061	846
78, 79	Amusement and recreation services, including motion pictures.....	††	††	††	††	394	360 432	97 901	21 962	8 020
781, 2	Motion picture production, distribution, and services	††	††	††	††	35	155 303	32 893	8 022	2 966
783	Motion picture theaters	††	††	††	††	56	(D)	(D)	(D)	(D)
7832	Motion picture theaters, except drive-in	††	††	††	††	37	17 658	2 742	644	574
7833	Drive-in motion picture theaters	**	**	**	**	19	(D)	(D)	(D)	(D)
792	Producers, orchestras, and entertainers	††	††	††	††	18	(D)	(D)	(D)	(D)
7922	Theatrical producers (except motion picture) and miscellaneous theatrical services	**	**	**	**	11	1 860	755	167	48
7929	Bands, orchestras, actors, and other entertainers and entertainment groups	**	**	**	**	7	(D)	(D)	(D)	(D)
793	Bowling alleys and billiards and pool establishments	††	††	††	††	62	26 102	8 295	2 224	1 222
7932	Billiard and pool establishments	††	††	††	††	6	648	250	67	22
7933	Bowling alleys	††	††	††	††	56	25 454	8 045	2 157	1 200

Table 4a. Summary Statistics for Firms Subject to Federal Income Tax for Standard Metropolitan Statistical Areas: 1982—Con.

[For meaning of abbreviations and symbols, see introductory text. For explanation of terms and comparability of 1977 and 1982 censuses, see appendix A. For definitions of SMSA's, see appendix D.]

SIC code	Geographic area and kind of business or operation	All establishments				Establishments with payroll				
		Number	Receipts (\$1,000)	Unincorporated businesses or operations		Number	Receipts (\$1,000)	Annual payroll (\$1,000)	First quarter payroll (\$1,000)	Paid employees for pay period including March 12 (number)
				Individual proprietorships (number)	Partnerships (number)					
CINCINNATI-HAMILTON, OHIO-KY.-IND., SCSA—Con.										
78, 79	Amusement and recreation services, including motion pictures—Con.									
79 ex. 792, 3	Commercial sports and other amusement and recreation services	††	††	††	††	223	156 156	52 556	10 811	3 107
794	Commercial sports	††	††	††	††	17	(D)	(D)	(D)	(D)
7941	Professional sports clubs, managers, promoters	††	††	††	††	7	(D)	(D)	(D)	(D)
7948	Racing, including track operation	††	††	††	††	10	(D)	(D)	(D)	(D)
79 ex. 792, 3, 4	Other amusement and recreation services	††	††	††	††	206	(D)	(D)	(D)	(D)
791	Dance halls, studios, and schools	**	**	**	**	22	(D)	(D)	(D)	(D)
7992	Public golf courses	**	**	**	**	17	6 395	1 467	205	120
7993	Coin-operated amusement device operators	**	**	**	**	35	14 081	3 882	844	253
7996	Amusement parks	**	**	**	**	4	(D)	(D)	(D)	(D)
7997	Membership sports and recreation clubs	**	**	**	**	51	15 196	4 533	986	562
7999	Amusement and recreation services, n.e.c.	**	**	**	**	77	(D)	(D)	(D)	(D)
7999 pt.	Concession operators of amusement devices, rides	**	**	**	**	5	(D)	(D)	(D)	(D)
7999 pt.	Carnivals, circuses, and fairs	**	**	**	**	1	(D)	(D)	(D)	(D)
7999 pt.	Other commercial recreation and amusements	**	**	**	**	71	(D)	(D)	(D)	(D)
80, ex. 806	Health services, except hospitals	††	††	††	††	2 368	698 207	345 891	81 474	18 288
801	Offices of physicians	††	††	††	††	1 247	400 283	218 543	52 145	6 699
802	Offices of dentists	††	††	††	††	642	109 451	43 412	9 760	2 933
803	Offices of osteopathic physicians	††	††	††	††	24	(D)	(D)	(D)	(D)
8041	Offices of chiropractors	††	††	††	††	44	5 032	1 321	266	121
8042	Offices of optometrists	††	††	††	††	99	14 026	4 035	894	311
805	Nursing and personal care facilities	††	††	††	††	102	(D)	(D)	(D)	(D)
8049, 807, 8, 9	Other health services	††	††	††	††	210	49 511	19 939	4 520	1 545
807	Medical and dental laboratories	††	††	††	††	81	16 202	6 579	1 447	520
8071	Medical laboratories	††	††	††	††	34	(D)	(D)	(D)	(D)
8072	Dental laboratories	††	††	††	††	47	(D)	(D)	(D)	(D)
8049, 808, 9	Other health services, n.e.c.	††	††	††	††	129	33 309	13 360	3 073	1 025
81	Legal services	††	††	††	††	667	155 064	55 410	13 832	2 756
823, 4, 9	Selected educational services	††	††	††	††	64	15 568	5 268	1 178	510
823	Libraries and information centers	**	**	**	**	1	(D)	(D)	(D)	(D)
824	Correspondence schools and vocational schools	**	**	**	**	26	(D)	(D)	(D)	(D)
829	Schools and educational services, n.e.c.	**	**	**	**	37	6 573	2 032	411	218
891	Engineering, architectural, and surveying services	††	††	††	††	261	146 991	81 387	20 711	3 296
891 pt.	Architectural services	**	**	**	**	73	22 782	9 774	2 234	462
891 pt.	Engineering services	**	**	**	**	151	113 996	63 937	16 105	2 492
891 pt.	Surveying services	**	**	**	**	37	10 213	7 676	2 372	342
893	Accounting, auditing, and bookkeeping services	††	††	††	††	291	92 755	38 655	9 264	2 118
83, 892, 9	Social and other services	††	††	††	††	152	28 997	10 952	2 755	1 198
83	Social services	**	**	**	**	129	(D)	(D)	(D)	(D)
835	Child day care services	**	**	**	**	103	(D)	(D)	(D)	(D)
832, 3, 6, 9	Other social services	**	**	**	**	26	6 517	2 442	568	228
892, 9	Other services	**	**	**	**	23	(D)	(D)	(D)	(D)
INDIANAPOLIS-ANDERSON SCSA										
	Total	††	††	††	††	6 864	2 169 828	821 318	197 584	60 913
70	Hotels, motels, and other lodging places	††	††	††	††	123	129 693	36 806	8 279	4 964
7011	Hotels, motor hotels, and motels	††	††	††	††	112	(D)	(D)	(D)	(D)
7011 pt.	Hotels	††	††	††	††	32	(D)	(D)	(D)	(D)
7011 pt.	Hotels, 25 guestrooms or more	††	††	††	††	23	(D)	(D)	(D)	(D)
7011 pt.	Hotels, less than 25 guestrooms	**	**	**	**	9	1 431	188	30	29
7011 pt.	Motels, motor hotels, and tourist courts	††	††	††	††	80	(D)	(D)	(D)	(D)
7011 pt.	Motels, tourist courts	††	††	††	††	68	(D)	(D)	(D)	(D)
7011 pt.	Motor hotels	**	**	**	**	12	33 742	9 717	2 155	1 233
702, 3, 4	Other lodging places	††	††	††	††	11	(D)	(D)	(D)	(D)
703	Trailering parks and camps	††	††	††	††	9	988	126	16	15
702, 4	Rooming, boarding, and membership lodging	††	††	††	††	2	(D)	(D)	(D)	(D)

Table 4a. Summary Statistics for Firms Subject to Federal Income Tax for Standard Metropolitan Statistical Areas: 1982—Con.

[For meaning of abbreviations and symbols, see introductory text. For explanation of terms and comparability of 1977 and 1982 censuses, see appendix A. For definitions of SMSA's, see appendix D.]

SIC code	Geographic area and kind of business or operation	All establishments				Establishments with payroll				
		Number	Receipts (\$1,000)	Unincorporated businesses or operations		Number	Receipts (\$1,000)	Annual payroll (\$1,000)	First quarter payroll (\$1,000)	Paid employees for pay period including March 12 (number)
				Individual proprietorships (number)	Partnerships (number)					
INDIANAPOLIS-ANDERSON SCSA—Con.										
72	Personal services	††	††	††	††	925	149 342	49 798	11 826	6 410
721	Laundry, cleaning, and garment services	††	††	††	††	287	59 265	20 522	4 837	2 430
7215	Coin-operated laundries and dry cleaning	††	††	††	††	97	9 628	2 053	486	381
721 ex.	Other laundry, cleaning, and garment services	††	††	††	††	190	49 637	18 469	4 351	2 049
7215	Power laundries, family and commercial*	10	(D)	(D)	(D)	(D)
7211	Dry-cleaning plants, except rug cleaning*	109	(D)	(D)	(D)	(D)
7216	Laundry and cleaning services, n.e.c.*	71	(D)	(D)	(D)	(D)
Other 721	Garment pressing and agents for laundries and dry cleaners	14	(D)	(D)	(D)	(D)
7213	Linen supply*	5	6 816	2 710	618	230
7217	Carpet and upholstery cleaning	33	(D)	(D)	(D)	(D)
7218	Industrial launderers*	9	(D)	(D)	(D)	(D)
7214, 9	Other laundry, garment services, including diaper	10	(D)	(D)	(D)	(D)
722	Photographic studios, portrait	††	††	††	††	46	(D)	(D)	(D)	(D)
723, 4	Beauty and barber shops	††	††	††	††	331	22 082	10 336	2 355	1 251
723	Beauty shops	††	††	††	††	297	(D)	(D)	(D)	(D)
724	Barber shops	††	††	††	††	34	(D)	(D)	(D)	(D)
725	Shoe repair, shoe shine, and hat-cleaning shops	††	††	††	††	18	(D)	(D)	(D)	(D)
726	Funeral service and crematories	††	††	††	††	101	25 724	7 167	1 656	592
729	Miscellaneous personal services	††	††	††	††	142	25 714	7 939	2 038	1 647
73	Business services	††	††	††	††	1 228	502 048	212 433	50 767	16 593
731	Advertising	††	††	††	††	84	(D)	(D)	(D)	(D)
7311	Advertising agencies	67	21 930	10 577	2 678	594
7312	Outdoor advertising services	6	(D)	(D)	(D)	(D)
7313	Radio, TV, publishers' advertising representatives	6	1 387	447	91	22
7319	Advertising, n.e.c.	5	961	272	49	18
734	Services to dwellings and other buildings	††	††	††	††	198	31 373	16 286	3 626	2 719
7341	Window cleaning	4	1 085	577	127	48
7342	Disinfecting and exterminating services	30	(D)	(D)	(D)	(D)
7349	Cleaning and maintenance services, n.e.c.	164	(D)	(D)	(D)	(D)
737	Computer and data processing services	††	††	††	††	111	(D)	(D)	(D)	(D)
7372	Computer programming and other software services	39	(D)	(D)	(D)	(D)
7374	Data processing services	48	51 225	19 362	4 672	1 284
7379	Computer related services, n.e.c.	24	18 010	5 326	1 302	273
7392	Management, consulting, and public relations services	††	††	††	††	225	(D)	(D)	(D)	(D)
7394	Equipment rental and leasing services	††	††	††	††	88	39 181	9 572	2 159	549
Other 73	Other business services	††	††	††	††	522	220 157	105 604	24 626	8 272
732	Credit reporting, collection agencies	39	(D)	(D)	(D)	(D)
7331	Direct mail advertising services	7	6 488	2 411	707	180
7332	Blueprinting and photocopying services	8	633	187	53	23
7333	Commercial photography, art, and graphics	52	(D)	(D)	(D)	(D)
7339	Stenographic services; and reproduction services, n.e.c.	39	(D)	(D)	(D)	(D)
736	Personnel supply services	82	(D)	(D)	(D)	(D)
7361	Employment agencies	48	7 182	3 491	884	239
7362	Help supply services	32	56 008	43 898	9 716	2 502
7369	Facilities management services	2	(D)	(D)	(D)	(D)
7391	Research and development laboratories	10	(D)	(D)	(D)	(D)
7397	Testing laboratories and facilities	13	(D)	(D)	(D)	(D)
7393	Detective agencies and protective services	62	(D)	(D)	(D)	(D)
7395	Photofinishing laboratories*	16	(D)	(D)	(D)	(D)
7399 pt.	Sign painting shops	5	(D)	(D)	(D)	(D)
7399 pt.	Interior designing	22	(D)	(D)	(D)	(D)
7399 pt.	Telephone answering services	12	(D)	(D)	(D)	(D)
735, 7396, 7399 pt.	Other business services, n.e.c.	155	48 424	15 439	3 727	1 345
75	Automotive repair, services, and garages	††	††	††	††	668	184 697	44 341	10 653	3 538
751	Automotive rental and leasing, without drivers	††	††	††	††	58	63 402	9 155	2 325	598
752	Automobile parking	††	††	††	††	71	(D)	(D)	(D)	(D)
7523	Parking lots	55	4 334	832	192	97
7525	Parking structures	16	(D)	(D)	(D)	(D)
753	Automotive repair shops	††	††	††	††	470	98 626	29 413	6 833	2 139
7538	General automotive repair shops	††	††	††	††	199	33 982	9 599	2 235	773
7538 pt.	General automotive repair shops, except diesel	181	(D)	(D)	(D)	(D)
7538 pt.	Diesel repair shops	18	(D)	(D)	(D)	(D)
7531	Top and body repair shops	††	††	††	††	125	23 002	7 535	1 626	517
7534, 5, 9	Other automotive repair shops	††	††	††	††	146	41 642	12 279	2 972	849
7534	Tire retreading and repair shops	9	(D)	(D)	(D)	(D)
7535	Paint shops	9	1 444	451	84	53
7539 pt.	Auto electrical and fuel system services	12	(D)	(D)	(D)	(D)
7539 pt.	Radiator repair	15	3 960	963	226	67
7539 pt.	Glass replacement and repair	18	(D)	(D)	(D)	(D)
7539 pt.	Brake, front end, and wheel alignment	21	(D)	(D)	(D)	(D)
7539 pt.	Exhaust system services (muffler shops)	21	6 304	1 616	454	88
7539 pt.	Transmission repair shops	33	(D)	(D)	(D)	(D)
7539 pt.	Other automotive repair shops, n.e.c.	8	3 547	1 064	247	60

Table 4a. Summary Statistics for Firms Subject to Federal Income Tax for Standard Metropolitan Statistical Areas: 1982—Con.

[For meaning of abbreviations and symbols, see introductory text. For explanation of terms and comparability of 1977 and 1982 censuses, see appendix A. For definitions of SMSA's, see appendix D.]

SIC code	Geographic area and kind of business or operation	All establishments				Establishments with payroll				
		Number	Receipts (\$1,000)	Unincorporated businesses or operations		Number	Receipts (\$1,000)	Annual payroll (\$1,000)	First quarter payroll (\$1,000)	Paid employees for pay period including March 12 (number)
				Individual proprietorships (number)	Partnerships (number)					
	INDIANAPOLIS-ANDERSON SCSA—Con.									
75	Automotive repair, services, and garages—Con.									
754	Automotive services, except repair	††	††	††	††	69	(D)	(D)	(D)	(D)
7542	Car washes	**	**	**	**	44	(D)	(D)	(D)	(D)
7549	Other automotive services	**	**	**	**	25	(D)	(D)	(D)	(D)
76	Miscellaneous repair services	††	††	††	††	306	85 518	27 897	6 866	1 896
762	Electrical and electronic repair shops	††	††	††	††	98	25 804	7 684	1 753	495
7622	Radio and TV repair shops	††	††	††	††	47	(D)	(D)	(D)	(D)
7623, 9	Other electrical and electronic repair shops	††	††	††	††	51	(D)	(D)	(D)	(D)
7623	Refrigeration and air-conditioning repair shops	**	**	**	**	11	(D)	(D)	(D)	(D)
7629	Electrical and electronic repair shops, n.e.c.	**	**	**	**	40	11 183	3 219	761	205
764	Reupholstery and furniture repair	††	††	††	††	32	(D)	(D)	(D)	(D)
763, 9	Other repair shops and related services	††	††	††	††	176	(D)	(D)	(D)	(D)
763	Watch, clock, and jewelry repair	**	**	**	**	17	898	256	56	25
769	Miscellaneous repair and related services	**	**	**	**	159	(D)	(D)	(D)	(D)
7692	Welding repair	**	**	**	**	25	(D)	(D)	(D)	(D)
7694	Armature rewinding shops	**	**	**	**	9	14 393	4 772	1 212	206
7699	Repair shops and related services, n.e.c.	**	**	**	**	125	35 080	11 400	2 880	796
78, 79	Amusement and recreation services, including motion pictures...	††	††	††	††	362	136 707	31 476	7 447	3 587
781, 2	Motion picture production, distribution, and services	††	††	††	††	28	18 014	4 347	996	244
783	Motion picture theaters	††	††	††	††	53	(D)	(D)	(D)	(D)
7832	Motion picture theaters, except drive-in	**	**	**	**	36	18 842	2 941	719	480
7833	Drive-in motion picture theaters	**	**	**	**	17	(D)	(D)	(D)	(D)
792	Producers, orchestras, and entertainers	††	††	††	††	37	(D)	(D)	(D)	(D)
7922	Theatrical producers (except motion picture) and miscellaneous theatrical services	**	**	**	**	15	(D)	(D)	(D)	(D)
7929	Bands, orchestras, actors, and other entertainers and entertainment groups	**	**	**	**	22	9 279	577	108	86
793	Bowling alleys and billiards and pool establishments	††	††	††	††	44	16 750	4 794	1 298	819
7932	Billiard and pool establishments	††	††	††	††	1	(D)	(D)	(D)	(D)
7933	Bowling alleys	††	††	††	††	43	(D)	(D)	(D)	(D)
79 ex. 792, 3	Commercial sports and other amusement and recreation services	††	††	††	††	200	67 913	16 810	3 917	1 694
794	Commercial sports	††	††	††	††	17	(D)	(D)	(D)	(D)
7941	Professional sports clubs, managers, promoters	††	††	††	††	5	(D)	(D)	(D)	(D)
7948	Racing, including track operation	††	††	††	††	12	26 679	4 035	904	251
79 ex. 792, 3, 4	Other amusement and recreation services	††	††	††	††	183	(D)	(D)	(D)	(D)
791	Dance halls, studios, and schools	**	**	**	**	19	1 320	465	113	122
7992	Public golf courses	**	**	**	**	15	(D)	(D)	(D)	(D)
7993	Coin-operated amusement device operators	**	**	**	**	30	(D)	(D)	(D)	(D)
7996	Amusement parks	**	**	**	**	-	-	-	-	-
7997	Membership sports and recreation clubs	**	**	**	**	55	12 232	3 221	778	500
7999	Amusement and recreation services, n.e.c.	**	**	**	**	64	10 838	2 358	532	386
7999 pt.	Concession operators of amusement devices, rides	**	**	**	**	1	(D)	(D)	(D)	(D)
7999 pt.	Carnivals, circuses, and fairs	**	**	**	**	1	(D)	(D)	(D)	(D)
7999 pt.	Other commercial recreation and amusements	**	**	**	**	62	(D)	(D)	(D)	(D)
80, ex. 806	Health services, except hospitals	††	††	††	††	2 033	585 845	268 086	64 466	14 909
801	Offices of physicians	††	††	††	††	1 038	314 973	160 273	38 949	4 621
802	Offices of dentists	††	††	††	††	543	83 410	29 551	7 133	2 168
803	Offices of osteopathic physicians	††	††	††	††	27	5 162	2 650	625	95
8041	Offices of chiropractors	††	††	††	††	43	4 900	1 182	252	105
8042	Offices of optometrists	††	††	††	††	90	14 879	3 558	975	279
805	Nursing and personal care facilities	††	††	††	††	106	106 749	47 097	11 260	6 289
8049, 807, 8, 9	Other health services	††	††	††	††	186	55 772	23 775	5 272	1 352
807	Medical and dental laboratories	††	††	††	††	86	25 006	11 446	2 928	697
8071	Medical laboratories	††	††	††	††	46	14 298	6 071	1 456	322
8072	Dental laboratories	††	††	††	††	40	10 708	5 375	1 472	375
8049, 808, 9	Other health services, n.e.c.	††	††	††	††	100	30 766	12 329	2 344	655
81	Legal services	††	††	††	††	556	153 914	45 176	11 618	2 478
823, 4, 9	Selected educational services	††	††	††	††	29	10 029	2 912	692	276
823	Libraries and information centers	**	**	**	**	-	-	-	-	-
824	Correspondence schools and vocational schools	**	**	**	**	14	7 440	2 313	562	158
829	Schools and educational services, n.e.c.	**	**	**	**	15	2 589	599	130	118
891	Engineering, architectural, and surveying services	††	††	††	††	230	117 141	56 635	13 594	2 953
891 pt.	Architectural services	**	**	**	**	79	39 079	18 130	4 266	1 110
891 pt.	Engineering services	**	**	**	**	128	(D)	(D)	(D)	(D)
891 pt.	Surveying services	**	**	**	**	23	(D)	(D)	(D)	(D)
893	Accounting, auditing, and bookkeeping services	††	††	††	††	254	88 846	34 701	8 521	1 913

Table 4a. Summary Statistics for Firms Subject to Federal Income Tax for Standard Metropolitan Statistical Areas: 1982—Con.

[For meaning of abbreviations and symbols, see introductory text. For explanation of terms and comparability of 1977 and 1982 censuses, see appendix A. For definitions of SMSA's, see appendix D]

SIC code	Geographic area and kind of business or operation	All establishments				Establishments with payroll				
		Number	Receipts (\$1,000)	Unincorporated businesses or operations		Number	Receipts (\$1,000)	Annual payroll (\$1,000)	First quarter payroll (\$1,000)	Paid employees for pay period including March 12 (number)
				Individual proprietorships (number)	Partnerships (number)					
INDIANAPOLIS-ANDERSON SCSA—Con.										
83, 892, 9	Social and other services	††	††	††	††	150	26 048	11 057	2 855	1 396
83	Social services	**	**	**	**	119	19 143	7 809	1 849	1 239
835	Child day care services	**	**	**	**	98	(D)	(D)	(D)	(D)
832, 3, 6, 9	Other social services	**	**	**	**	21	(D)	(D)	(D)	(D)
892, 9	Other services	**	**	**	**	31	6 905	3 248	1 006	157
ANDERSON SMSA										
	Total	††	††	††	††	571	108 078	40 222	9 244	3 713
70	Hotels, motels, and other lodging places	††	††	††	††	9	4 338	1 201	279	230
7011	Hotels, motor hotels, and motels	††	††	††	††	8	(D)	(D)	(D)	(D)
7011 pt.	Hotels	††	††	††	††	1	(D)	(D)	(D)	(D)
7011 pt.	Hotels, motor hotels, and tourist courts	††	††	††	††	7	(D)	(D)	(D)	(D)
702, 3, 4	Other lodging places	††	††	††	††	1	(D)	(D)	(D)	(D)
72	Personal services	††	††	††	††	97	11 252	3 765	828	496
721	Laundry, cleaning, and garment services	††	††	††	††	31	4 179	1 575	348	194
7215	Coin-operated laundries and dry cleaning	††	††	††	††	12	844	215	50	45
721 ex.	Other laundry, cleaning, and garment services	††	††	††	††	19	3 335	1 360	298	149
7215	Power laundries, family and commercial*	**	**	**	**	1	(D)	(D)	(D)	(D)
7216	Dry-cleaning plants, except rug cleaning*	**	**	**	**	12	(D)	(D)	(D)	(D)
Other 721	Laundry and cleaning services, n.e.c.*	**	**	**	**	6	(D)	(D)	(D)	(D)
722	Photographic studios, portrait	††	††	††	††	6	(D)	(D)	(D)	(D)
723, 4	Beauty and barber shops	††	††	††	††	30	1 529	672	152	108
723	Beauty shops	††	††	††	††	29	(D)	(D)	(D)	(D)
724	Barber shops	††	††	††	††	1	(D)	(D)	(D)	(D)
725	Shoe repair, shoe shine, and hat-cleaning shops	††	††	††	††	2	(D)	(D)	(D)	(D)
726	Funeral service and crematories	††	††	††	††	13	3 206	859	190	54
729	Miscellaneous personal services	††	††	††	††	15	1 634	475	93	99
73	Business services	††	††	††	††	48	8 291	3 080	703	378
731	Advertising	††	††	††	††	1	(D)	(D)	(D)	(D)
734	Services to dwellings and other buildings	††	††	††	††	9	1 191	599	145	161
737	Computer and data processing services	††	††	††	††	2	(D)	(D)	(D)	(D)
7392	Management, consulting, and public relations services	††	††	††	††	4	(D)	(D)	(D)	(D)
7394	Equipment rental and leasing services	††	††	††	††	5	579	192	42	20
Other 73	Other business services	††	††	††	††	27	5 485	1 854	407	171
75	Automotive repair, services, and garages	††	††	††	††	51	9 721	2 098	470	178
751	Automotive rental and leasing, without drivers	††	††	††	††	4	2 039	265	64	24
752	Automobile parking	††	††	††	††	1	(D)	(D)	(D)	(D)
753	Automotive repair shops	††	††	††	††	44	7 230	1 700	376	136
7538	General automotive repair shops	††	††	††	††	13	1 995	448	97	39
7531	Top and body repair shops	††	††	††	††	14	1 972	417	80	34
7534, 5, 9	Other automotive repair shops	††	††	††	††	17	3 263	835	199	63
754	Automotive services, except repair	††	††	††	††	2	(D)	(D)	(D)	(D)
76	Miscellaneous repair services	††	††	††	††	20	5 839	2 010	442	220
762	Electrical and electronic repair shops	††	††	††	††	8	1 187	291	64	33
7622	Radio and TV repair shops	††	††	††	††	3	(D)	(D)	(D)	(D)
7623, 9	Other electrical and electronic repair shops	††	††	††	††	5	(D)	(D)	(D)	(D)
764	Reupholstery and furniture repair	††	††	††	††	1	(D)	(D)	(D)	(D)
763, 9	Other repair shops and related services	††	††	††	††	11	(D)	(D)	(D)	(D)
78, 79	Amusement and recreation services, including motion pictures	††	††	††	††	36	6 053	1 454	337	295
781, 2	Motion picture production, distribution, and services	††	††	††	††	-	-	-	-	-
783	Motion picture theaters	††	††	††	††	5	(D)	(D)	(D)	(D)
792	Producers, orchestras, and entertainers	††	††	††	††	2	(D)	(D)	(D)	(D)
793	Bowling alleys and billiards and pool establishments	††	††	††	††	9	1 822	572	140	98
79 ex. 792, 3	Commercial sports and other amusement and recreation services	††	††	††	††	20	2 177	495	106	124
80, ex. 806	Health services, except hospitals	††	††	††	††	205	50 239	22 334	5 167	1 560
801	Offices of physicians	††	††	††	††	103	21 027	9 988	2 237	390
802	Offices of dentists	††	††	††	††	55	10 697	3 905	958	311
803	Offices of osteopathic physicians	††	††	††	††	-	-	-	-	-
8041	Offices of chiropractors	††	††	††	††	5	762	210	43	15
8042	Offices of optometrists	††	††	††	††	11	2 328	610	146	39
805	Nursing and personal care facilities	††	††	††	††	11	11 663	5 718	1 347	728
8049, 807, 8, 9	Other health services	††	††	††	††	20	3 762	1 903	436	77
81	Legal services	††	††	††	††	66	5 105	1 211	298	115
823, 4, 9	Selected educational services	††	††	††	††	-	-	-	-	-
891	Engineering, architectural, and surveying services	††	††	††	††	9	1 101	568	108	38
893	Accounting, auditing, and bookkeeping services	††	††	††	††	18	4 664	1 996	478	138

Table 4a. Summary Statistics for Firms Subject to Federal Income Tax for Standard Metropolitan Statistical Areas: 1982—Con.

[For meaning of abbreviations and symbols, see introductory text. For explanation of terms and comparability of 1977 and 1982 censuses, see appendix A. For definitions of SMSA's, see appendix D.]

SIC code	Geographic area and kind of business or operation	All establishments				Establishments with payroll				
		Number	Receipts (\$1,000)	Unincorporated businesses or operations		Number	Receipts (\$1,000)	Annual payroll (\$1,000)	First quarter payroll (\$1,000)	Paid employees for pay period including March 12 (number)
				Individual proprietorships (number)	Partnerships (number)					
ANDERSON SMSA—Con.										
83, 892, 9	Social and other services	††	††	††	††	12	1 475	505	134	65
83	Social services	12	1 475	505	134	65
892, 9	Other services	-	-	-	-	-
BLOOMINGTON SMSA										
	Total	††	††	††	††	469	101 406	37 628	8 823	3 231
70	Hotels, motels, and other lodging places	††	††	††	††	11	7 423	1 898	379	271
7011	Hotels, motor hotels, and motels	††	††	††	††	9	(D)	(D)	(D)	(D)
7011 pt.	Hotels	††	††	††	††	4	3 590	1 069	208	127
7011 pt.	Motels, motor hotels, and tourist courts	††	††	††	††	5	(D)	(D)	(D)	(D)
702, 3, 4	Other lodging places	††	††	††	††	2	(D)	(D)	(D)	(D)
72	Personal services	††	††	††	††	52	7 891	2 602	673	367
721	Laundry, cleaning, and garment services	††	††	††	††	19	3 184	956	242	156
7215	Coin-operated laundries and dry cleaning	††	††	††	††	8	629	155	35	32
721 ex.	Other laundry, cleaning, and garment services	††	††	††	††	11	2 555	801	207	124
7215										
7211	Power laundries, family and commercial*	**	**	**	**	-	(D)	(D)	(D)	(D)
7216	Dry-cleaning plants, except rug cleaning*	**	**	**	**	7	(D)	(D)	(D)	(D)
Other 721	Laundry and cleaning services, n.e.c.*	**	**	**	**	4	(D)	(D)	(D)	(D)
722	Photographic studios, portrait	††	††	††	††	2	(D)	(D)	(D)	(D)
723, 4	Beauty and barber shops	††	††	††	††	18	1 415	642	153	83
723	Beauty shops	††	††	††	††	17	(D)	(D)	(D)	(D)
724	Barber shops	††	††	††	††	1	(D)	(D)	(D)	(D)
725	Shoe repair, shoe shine, and hat-cleaning shops	††	††	††	††	2	(D)	(D)	(D)	(D)
726	Funeral service and crematories	††	††	††	††	4	1 525	448	129	28
729	Miscellaneous personal services	††	††	††	††	7	1 131	380	107	71
73	Business services	††	††	††	††	82	16 507	6 663	1 569	756
731	Advertising	††	††	††	††	5	(D)	(D)	(D)	(D)
734	Services to dwellings and other buildings	††	††	††	††	17	2 155	817	190	128
737	Computer and data processing services	††	††	††	††	7	1 160	593	141	47
7392	Management, consulting, and public relations services	††	††	††	††	16	1 134	434	97	32
7394	Equipment rental and leasing services	††	††	††	††	5	3 582	822	199	53
Other 73	Other business services	††	††	††	††	32	(D)	(D)	(D)	(D)
75	Automotive repair, services, and garages	††	††	††	††	35	7 015	1 479	330	137
751	Automotive rental and leasing, without drivers	††	††	††	††	4	(D)	(D)	(D)	(D)
752	Automobile parking	††	††	††	††	-	-	-	-	-
753	Automotive repair shops	††	††	††	††	29	6 124	1 328	292	110
7538	General automotive repair shops	††	††	††	††	12	1 173	332	73	39
7531	Top and body repair shops	††	††	††	††	10	2 325	338	77	26
7534, 5, 9	Other automotive repair shops	††	††	††	††	7	2 626	658	142	45
754	Automotive services, except repair	††	††	††	††	2	(D)	(D)	(D)	(D)
76	Miscellaneous repair services	††	††	††	††	18	5 956	3 191	761	234
762	Electrical and electronic repair shops	††	††	††	††	8	4 215	2 636	655	192
7622	Radio and TV repair shops	††	††	††	††	6	(D)	(D)	(D)	(D)
7623, 9	Other electrical and electronic repair shops	††	††	††	††	2	(D)	(D)	(D)	(D)
764	Reupholstery and furniture repair	††	††	††	††	2	(D)	(D)	(D)	(D)
763, 9	Other repair shops and related services	††	††	††	††	8	(D)	(D)	(D)	(D)
78, 79	Amusement and recreation services, including motion pictures	††	††	††	††	33	9 262	2 679	623	264
781, 2	Motion picture production, distribution, and services	††	††	††	††	1	(D)	(D)	(D)	(D)
783	Motion picture theaters	††	††	††	††	6	(D)	(D)	(D)	(D)
792	Producers, orchestras, and entertainers	††	††	††	††	2	(D)	(D)	(D)	(D)
793	Bowling alleys and billiards and pool establishments	††	††	††	††	2	(D)	(D)	(D)	(D)
79 ex. 792, 3	Commercial sports and other amusement and recreation services	††	††	††	††	22	3 177	828	127	80
80, ex. 806	Health services, except hospitals	††	††	††	††	149	35 133	15 001	3 469	839
801	Offices of physicians	††	††	††	††	78	22 360	10 452	2 516	387
802	Offices of dentists	††	††	††	††	40	5 792	1 612	359	167
803	Offices of osteopathic physicians	††	††	††	††	-	-	-	-	-
8041	Offices of chiropractors	††	††	††	††	8	563	148	40	19
8042	Offices of optometrists	††	††	††	††	11	1 003	210	37	24
805	Nursing and personal care facilities	††	††	††	††	4	3 965	2 058	394	201
8049, 807, 8, 9	Other health services	††	††	††	††	8	1 450	521	123	41
81	Legal services	††	††	††	††	37	5 585	1 138	317	124
823, 4, 5	Selected educational services	††	††	††	††	4	176	36	7	7
891	Engineering, architectural, and surveying services	††	††	††	††	12	2 310	1 116	269	75
893	Accounting, auditing, and bookkeeping services	††	††	††	††	15	2 954	1 362	332	82
83, 892, 9	Social and other services	††	††	††	††	21	1 194	463	94	75
83	Social services	16	1 033	396	77	61
892, 9	Other services	5	161	67	17	14

Table 4a. Summary Statistics for Firms Subject to Federal Income Tax for Standard Metropolitan Statistical Areas: 1982—Con.

[For meaning of abbreviations and symbols, see introductory text. For explanation of terms and comparability of 1977 and 1982 censuses, see appendix A. For definitions of SMSA's, see appendix D]

SIC code	Geographic area and kind of business or operation	All establishments				Establishments with payroll				Paid employees for pay period including March 12 (number)
		Number	Receipts (\$1,000)	Unincorporated businesses or operations		Number	Receipts (\$1,000)	Annual payroll (\$1,000)	First quarter payroll (\$1,000)	
				Individual proprietorships (number)	Partnerships (number)					
CINCINNATI, OHIO-KY-IND., SMSA										
	Total.....	††	††	††	††	7 249	2 675 800	1 030 252	243 909	75 477
70	Hotels, motels, and other lodging places.....	††	††	††	††	136	174 073	50 704	11 627	5 910
7011	Hotels, motor hotels, and motels.....	††	††	††	††	120	168 212	49 158	11 270	5 735
7011 pt.	Hotels.....	††	††	††	††	43	112 858	33 796	8 005	3 573
7011 pt.	Hotels, 25 guestrooms or more.....	††	††	††	††	40	112 652	33 779	8 002	3 569
7011 pt.	Hotels, less than 25 guestrooms.....	††	††	††	††	3	206	17	3	4
7011 pt.	Motels, motor hotels, and tourist courts.....	††	††	††	††	77	55 354	15 362	3 265	2 162
7011 pt.	Motels, tourist courts.....	††	††	††	††	69	46 896	12 165	2 535	1 685
7011 pt.	Motor hotels.....	††	††	††	††	8	8 458	3 197	730	477
702, 3, 4	Other lodging places.....	††	††	††	††	16	5 861	1 546	357	175
703	Trailer parks and camps.....	††	††	††	††	9	(D)	(D)	(D)	(D)
702, 4	Rooming, boarding, and membership lodging.....	††	††	††	††	7	(D)	(D)	(D)	(D)
72	Personal services.....	††	††	††	††	1 115	157 468	56 860	13 316	6 765
721	Laundry, cleaning, and garment services.....	††	††	††	††	287	60 906	21 292	4 835	2 261
7215	Coin-operated laundries and dry cleaning.....	††	††	††	††	56	7 720	1 578	335	221
721 ex. 7215	Other laundry, cleaning, and garment services.....	††	††	††	††	231	53 186	19 714	4 500	2 040
7211	Power laundries, family and commercial*.....	††	††	††	††	10	3 905	2 009	488	207
7216	Dry-cleaning plants, except rug cleaning*.....	††	††	††	††	147	20 147	7 710	1 740	1 024
Other 721 7212	Laundry and cleaning services, n.e.c.*.....	††	††	††	††	74	29 134	9 995	2 272	809
7213	Garment pressing and agents for laundries and dry cleaners.....	††	††	††	††	18	1 037	343	77	56
7217	Linen supply*.....	††	††	††	††	5	8 043	3 315	812	244
7218	Carpet and upholstery cleaning.....	††	††	††	††	33	4 299	1 482	274	137
7214, 9	Industrial laundries*.....	††	††	††	††	7	13 149	3 834	877	269
	Other laundry, garment services, including diaper*.....	††	††	††	††	11	2 606	1 021	232	103
722	Photographic studios, portrait.....	††	††	††	††	49	9 735	2 519	541	293
723, 4	Beauty and barber shops.....	††	††	††	††	520	42 215	20 499	4 790	2 422
723	Beauty shops.....	††	††	††	††	466	37 909	18 582	4 306	2 231
724	Barber shops.....	††	††	††	††	54	4 306	1 917	484	191
725	Shoe repair, shoe shine, and hat-cleaning shops.....	††	††	††	††	20	1 538	486	109	70
726	Funeral service and crematories.....	††	††	††	††	114	27 410	6 918	1 656	538
729	Miscellaneous personal services.....	††	††	††	††	125	15 664	5 146	1 385	1 161
73	Business services.....	††	††	††	††	1 310	672 615	268 561	63 050	24 820
731	Advertising.....	††	††	††	††	96	59 199	22 781	5 257	1 227
7311	Advertising agencies.....	††	††	††	††	75	29 035	14 949	3 517	685
7312	Outdoor advertising services.....	††	††	††	††	6	(D)	(D)	(D)	(D)
7313	Radio, TV, publishers' advertising representatives.....	††	††	††	††	7	(D)	(D)	(D)	(D)
7319	Advertising, n.e.c.....	††	††	††	††	8	14 973	3 597	735	247
734	Services to dwellings and other buildings.....	††	††	††	††	185	43 547	23 693	5 598	4 701
7341	Window cleaning.....	††	††	††	††	15	1 803	955	195	96
7342	Disinfecting and exterminating services.....	††	††	††	††	35	8 542	3 490	787	220
7349	Cleaning and maintenance services, n.e.c.....	††	††	††	††	135	33 202	19 248	4 616	4 385
737	Computer and data processing services.....	††	††	††	††	120	109 665	38 077	8 797	2 190
7372	Computer programming and other software services.....	††	††	††	††	49	43 347	17 433	3 867	1 062
7374	Data processing services.....	††	††	††	††	42	47 032	14 772	3 490	839
7379	Computer related services, n.e.c.....	††	††	††	††	29	19 286	5 872	1 440	289
7392	Management, consulting, and public relations services.....	††	††	††	††	244	111 347	50 999	12 518	3 098
7394	Equipment rental and leasing services.....	††	††	††	††	97	93 241	19 198	4 108	1 101
Other 73	Other business services.....	††	††	††	††	558	255 616	113 813	26 772	12 503
732	Credit reporting, collection agencies.....	††	††	††	††	29	18 714	6 496	1 530	475
7331	Direct mail advertising services.....	††	††	††	††	12	5 968	1 996	574	238
7332	Blueprinting and photocopying services.....	††	††	††	††	23	5 606	1 693	390	156
7333	Commercial photography, art, and graphics.....	††	††	††	††	97	34 926	13 733	3 233	632
7339	Stenographic services; and reproduction services, n.e.c.....	††	††	††	††	28	3 524	1 456	342	126
736	Personnel supply services.....	††	††	††	††	119	54 648	32 556	7 703	5 930
7361	Employment agencies.....	††	††	††	††	66	(D)	(D)	(D)	(D)
7362	Help supply services.....	††	††	††	††	51	40 756	25 186	5 831	5 230
7369	Facilities management services.....	††	††	††	††	2	(D)	(D)	(D)	(D)
7391	Research and development laboratories.....	††	††	††	††	7	3 127	1 246	235	62
7397	Testing laboratories and facilities.....	††	††	††	††	12	12 721	7 195	1 318	262
7393	Detective agencies and protective services.....	††	††	††	††	60	35 644	19 505	4 973	2 388
7395	Photofinishing laboratories*.....	††	††	††	††	23	20 326	5 139	1 204	728
7399 pt.	Sign painting shops.....	††	††	††	††	13	2 058	704	158	56
7399 pt.	Interior designing.....	††	††	††	††	19	4 219	1 173	256	101
7399 pt.	Telephone answering services.....	††	††	††	††	11	2 308	1 131	298	151
735, 7396, 7399 pt.	Other business services, n.e.c.....	††	††	††	††	115	51 827	19 790	4 558	1 198

Table 4a. Summary Statistics for Firms Subject to Federal Income Tax for Standard Metropolitan Statistical Areas: 1982—Con.

[For meaning of abbreviations and symbols, see introductory text. For explanation of terms and comparability of 1977 and 1982 censuses, see appendix A. For definitions of SMSA's, see appendix D.]

SIC code	Geographic area and kind of business or operation	All establishments				Establishments with payroll				
		Number	Receipts (\$1,000)	Unincorporated businesses or operations		Number	Receipts (\$1,000)	Annual payroll (\$1,000)	First quarter payroll (\$1,000)	Paid employees for pay period including March 12 (number)
				Individual proprietorships (number)	Partnerships (number)					
CINCINNATI, OHIO-KY.-IND., SMSA—Con.										
75	Automotive repair, services, and garages.....	††	††	††	††	699	206 567	45 907	10 991	3 594
751	Automotive rental and leasing, without drivers	††	††	††	††	59	85 307	12 088	3 076	717
752	Automobile parking	††	††	††	††	101	14 949	2 619	606	352
7523	Parking lots	††	††	††	††	87	11 144	1 605	388	248
7525	Parking structures	**	**	**	**	14	3 805	1 014	218	104
753	Automotive repair shops.....	††	††	††	††	475	98 288	28 608	6 695	2 113
7538	General automotive repair shops.....	††	††	††	††	201	42 496	11 658	2 755	887
7538 pt.	General automotive repair shops, except diesel.....	**	**	**	**	191	38 351	10 511	2 461	805
7538 pt.	Diesel repair shops	**	**	**	**	10	4 145	1 147	294	82
7531	Top and body repair shops.....	††	††	††	††	141	23 442	7 340	1 758	550
7534, 5, 9	Other automotive repair shops	††	††	††	††	133	32 350	9 610	2 182	676
7534	Tire retreading and repair shops	**	**	**	**	7	3 840	1 157	283	71
7535	Paint shops	**	**	**	**	16	3 236	1 097	201	95
7539 pt.	Auto electrical and fuel system services	**	**	**	**	8	1 808	517	111	29
7539 pt.	Radiator repair	**	**	**	**	15	2 217	617	132	54
7539 pt.	Glass replacement and repair	**	**	**	**	11	3 769	1 039	212	63
7539 pt.	Brake, front end, and wheel alignment	**	**	**	**	16	2 974	933	217	67
7539 pt.	Exhaust system services (muffler shops)	**	**	**	**	20	4 770	1 129	217	76
7539 pt.	Transmission repair shops	**	**	**	**	33	8 612	2 752	716	200
7539 pt.	Other automotive repair shops, n.e.c.	**	**	**	**	7	1 124	369	93	21
754	Automotive services, except repair	††	††	††	††	64	8 023	2 592	614	412
7542	Car washes	**	**	**	**	44	5 879	1 896	456	353
7549	Other automotive services	**	**	**	**	20	2 144	696	158	59
76	Miscellaneous repair services	††	††	††	††	330	92 138	29 041	6 593	1 832
762	Electrical and electronic repair shops	††	††	††	††	92	23 698	8 240	1 808	468
7622	Radio and TV repair shops	††	††	††	††	48	8 344	2 922	569	170
7623, 9	Other electrical and electronic repair shops	††	††	††	††	44	15 354	5 318	1 239	298
7623	Refrigeration and air-conditioning repair shops	**	**	**	**	10	2 963	936	188	41
7629	Electrical and electronic repair shops, n.e.c.	**	**	**	**	34	12 391	4 382	1 051	257
764	Reupholstery and furniture repair	††	††	††	††	37	3 061	927	222	102
763, 9	Other repair shops and related services.....	††	††	††	††	201	65 379	19 874	4 563	1 262
763	Watch, clock, and jewelry repair.....	**	**	**	**	17	2 633	755	186	72
769	Miscellaneous repair and related services	**	**	**	**	184	62 746	19 119	4 377	1 190
7692	Welding repair.....	**	**	**	**	30	4 211	1 584	342	123
7694	Armature rewinding shops	**	**	**	**	17	22 710	6 990	1 579	352
7699	Repair shops and related services, n.e.c.	**	**	**	**	137	35 825	10 545	2 456	715
78, 79	Amusement and recreation services, including motion pictures.....	††	††	††	††	333	344 541	93 875	21 141	7 595
781, 2	Motion picture production, distribution, and services	††	††	††	††	35	155 303	32 893	8 022	2 966
783	Motion picture theaters	††	††	††	††	48	19 797	3 206	692	612
7832	Motion picture theaters, except drive-in	**	**	**	**	32	16 828	2 622	614	526
7833	Drive-in motion picture theaters	**	**	**	**	16	2 969	584	78	86
792	Producers, orchestras, and entertainers	††	††	††	††	13	1 809	786	177	54
7922	Theatrical producers (except motion picture) and miscellaneous theatrical services	**	**	**	**	9	(D)	(D)	(D)	(D)
7929	Bands, orchestras, actors, and other entertainers and entertainment groups	**	**	**	**	4	(D)	(D)	(D)	(D)
793	Bowling alleys and billiards and pool establishments	††	††	††	††	53	21 927	6 942	1 850	1 037
7932	Billiard and pool establishments	††	††	††	††	6	648	250	67	22
7933	Bowling alleys	††	††	††	††	47	21 279	6 692	1 783	1 015
79 ex. 792, 3	Commercial sports and other amusement and recreation services	††	††	††	††	184	145 705	50 048	10 400	2 926
794	Commercial sports.....	††	††	††	††	14	48 018	24 337	6 062	1 139
7941	Professional sports clubs, managers, promoters	††	††	††	††	7	(D)	(D)	(D)	(D)
7948	Racing, including track operation	††	††	††	††	7	(D)	(D)	(D)	(D)
79 ex. 792, 3, 4	Other amusement and recreation services	††	††	††	††	170	97 687	25 711	4 338	1 787
791	Dance halls, studios, and schools	**	**	**	**	20	955	260	74	71
7992	Public golf courses	**	**	**	**	12	5 005	1 254	193	110
7993	Coin-operated amusement device operators	**	**	**	**	29	13 251	3 750	822	242
7996	Amusement parks	**	**	**	**	2	(D)	(D)	(D)	(D)
7997	Membership sports and recreation clubs	**	**	**	**	44	12 628	3 645	829	502
7999	Amusement and recreation services, n.e.c.	**	**	**	**	63	(D)	(D)	(D)	(D)
7999 pt.	Concession operators of amusement devices, rides	**	**	**	**	2	(D)	(D)	(D)	(D)
7999 pt.	Carnivals, circuses, and fairs.....	**	**	**	**	1	(D)	(D)	(D)	(D)
7999 pt.	Other commercial recreation and amusements.....	**	**	**	**	60	(D)	(D)	(D)	(D)

Table 4a. Summary Statistics for Firms Subject to Federal Income Tax for Standard Metropolitan Statistical Areas: 1982—Con.

[For meaning of abbreviations and symbols, see introductory text. For explanation of terms and comparability of 1977 and 1982 censuses, see appendix A. For definitions of SMSA's, see appendix D]

SIC code	Geographic area and kind of business or operation	All establishments				Establishments with payroll				
		Number	Receipts (\$1,000)	Unincorporated businesses or operations		Number	Receipts (\$1,000)	Annual payroll (\$1,000)	First quarter payroll (\$1,000)	Paid employees for pay period including March 12 (number)
				Individual proprietorships (number)	Partnerships (number)					
CINCINNATI, OHIO-KY-IND., SMSA—Con.										
80, ex. 806	Health services, except hospitals	††	††	††	††	2 065	614 169	303 401	71 921	15 738
801	Offices of physicians	††	††	††	††	1 103	357 576	194 510	46 546	5 878
802	Offices of dentists	††	††	††	††	553	95 037	37 815	8 654	2 539
803	Offices of osteopathic physicians	††	††	††	††	22	4 889	2 181	516	126
8041	Offices of chiropractors	††	††	††	††	35	3 976	1 048	221	103
8042	Offices of optometrists	††	††	††	††	80	11 411	3 257	726	261
805	Nursing and personal care facilities	††	††	††	††	82	94 219	45 515	10 897	5 342
8049, 807, 8, 9	Other health services	††	††	††	††	190	47 061	19 075	4 361	1 489
807	Medical and dental laboratories	††	††	††	††	73	15 574	6 378	1 395	500
8071	Medical laboratories	††	††	††	††	33	7 981	2 799	650	233
8072	Dental laboratories	††	††	††	††	40	7 593	3 579	745	267
8049, 808, 9	Other health services, n.e.c.	††	††	††	††	117	31 487	12 697	2 966	989
81	Legal services	††	††	††	††	588	143 899	51 786	12 930	2 534
823, 4, 9	Selected educational services	††	††	††	††	56	12 964	4 799	1 034	469
823	Libraries and information centers	1	(D)	(D)	(D)	(D)
824	Correspondence schools and vocational schools	23	8 298	2 948	656	267
829	Schools and educational services, n.e.c.	32	(D)	(D)	(D)	(D)
891	Engineering, architectural, and surveying services	††	††	††	††	228	140 956	78 108	19 836	3 138
891 pt.	Architectural services	68	21 558	9 186	2 105	436
891 pt.	Engineering services	128	109 461	61 401	15 405	2 372
891 pt.	Surveying services	32	9 937	7 521	2 326	330
893	Accounting, auditing, and bookkeeping services	††	††	††	††	260	88 481	36 679	8 815	1 985
83, 892, 9	Social and other services	††	††	††	††	129	27 929	10 531	2 655	1 097
83	Social services	109	13 321	5 492	1 316	898
835	Child day care services	83	6 804	3 050	748	670
832, 3, 6, 9	Other social services	26	6 517	2 442	568	228
892, 9	Other services	20	14 608	5 039	1 339	199
ELKHART SMSA										
	Total	††	††	††	††	658	193 260	59 000	13 460	5 474
70	Hotels, motels, and other lodging places	††	††	††	††	19	9 051	2 445	603	388
7011	Hotels, motor hotels, and motels	††	††	††	††	17	(D)	(D)	(D)	(D)
7011 pt.	Hotels	††	††	††	††	3	(D)	(D)	(D)	(D)
7011 pt.	Motels, motor hotels, and tourist courts	††	††	††	††	14	8 617	2 331	558	346
702, 3, 4	Other lodging places	††	††	††	††	2	(D)	(D)	(D)	(D)
72	Personal services	††	††	††	††	99	10 446	3 584	804	466
721	Laundry, cleaning, and garment services	††	††	††	††	29	3 268	1 216	264	163
7215	Coin-operated laundries and dry cleaning	††	††	††	††	13	852	159	38	39
721 ex. 7215	Other laundry, cleaning, and garment services	††	††	††	††	16	2 416	1 057	226	124
7211	Power laundries, family and commercial*	-	-	-	-	-
7216	Dry-cleaning plants, except rug cleaning*	12	1 417	738	162	86
Other 721	Laundry and cleaning services, n.e.c.*	4	999	319	64	38
722	Photographic studios, portrait	††	††	††	††	7	759	193	45	31
723, 4	Beauty and barber shops	††	††	††	††	41	2 607	1 106	246	142
723	Beauty shops	††	††	††	††	41	2 607	1 106	246	142
724	Barber shops	††	††	††	††	-	-	-	-	-
725	Shoe repair, shoe shine, and hat-cleaning shops	††	††	††	††	1	(D)	(D)	(D)	(D)
726	Funeral service and crematories	††	††	††	††	10	2 091	706	168	42
729	Miscellaneous personal services	††	††	††	††	11	(D)	(D)	(D)	(D)
73	Business services	††	††	††	††	109	39 157	12 158	2 592	1 236
731	Advertising	††	††	††	††	11	(D)	(D)	(D)	(D)
734	Services to dwellings and other buildings	††	††	††	††	19	2 606	1 440	295	256
737	Computer and data processing services	††	††	††	††	6	1 514	444	116	31
7392	Management, consulting, and public relations services	††	††	††	††	11	1 022	477	110	34
7394	Equipment rental and leasing services	††	††	††	††	15	3 771	978	208	66
Other 73	Other business services	††	††	††	††	47	(D)	(D)	(D)	(D)
75	Automotive repair, services, and garages	††	††	††	††	100	48 530	9 829	1 918	646
751	Automotive rental and leasing, without drivers	††	††	††	††	8	12 355	1 177	230	92
752	Automobile parking	††	††	††	††	-	-	-	-	-
753	Automotive repair shops	††	††	††	††	79	32 922	7 864	1 549	473
7538	General automotive repair shops	††	††	††	††	26	4 714	1 194	278	94
7531	Top and body repair shops	††	††	††	††	31	22 965	4 991	910	263
7534, 5, 9	Other automotive repair shops	††	††	††	††	22	5 243	1 679	361	116
754	Automotive services, except repair	††	††	††	††	13	3 253	788	139	81

Table 4a. Summary Statistics for Firms Subject to Federal Income Tax for Standard Metropolitan Statistical Areas: 1982—Con.

[For meaning of abbreviations and symbols, see introductory text. For explanation of terms and comparability of 1977 and 1982 censuses, see appendix A. For definitions of SMSA's, see appendix D.]

SIC code	Geographic area and kind of business or operation	All establishments				Establishments with payroll				
		Number	Receipts (\$1,000)	Unincorporated businesses or operations		Number	Receipts (\$1,000)	Annual payroll (\$1,000)	First quarter payroll (\$1,000)	Paid employees for pay period including March 12 (number)
				Individual proprietorships (number)	Partnerships (number)					
ELKHART SMSA—Con.										
76	Miscellaneous repair services	††	††	††	††	40	5 459	1 496	322	140
762	Electrical and electronic repair shops	††	††	††	††	8	1 205	214	42	24
7622	Radio and TV repair shops	††	††	††	††	2	(D)	(D)	(D)	(D)
7623, 9	Other electrical and electronic repair shops	††	††	††	††	6	(D)	(D)	(D)	(D)
764	Reupholstery and furniture repair	††	††	††	††	5	211	54	12	10
763, 9	Other repair shops and related services	††	††	††	††	27	4 043	1 228	268	106
78, 79	Amusement and recreation services, including motion pictures	††	††	††	††	33	(D)	(D)	(D)	(D)
781, 2	Motion picture production, distribution, and services	††	††	††	††	1	(D)	(D)	(D)	(D)
783	Motion picture theaters	††	††	††	††	9	1 233	236	45	60
792	Producers, orchestras, and entertainers	††	††	††	††	-	-	-	-	-
793	Bowling alleys and billiards and pool establishments	††	††	††	††	9	1 951	413	116	74
79 ex. 792, 3	Commercial sports and other amusement and recreation services	††	††	††	††	14	1 881	399	70	46
80, ex. 806	Health services, except hospitals	††	††	††	††	156	50 670	20 386	5 111	1 898
801	Offices of physicians	††	††	††	††	68	26 689	11 447	2 653	502
802	Offices of dentists	††	††	††	††	47	7 081	2 261	504	184
803	Offices of osteopathic physicians	††	††	††	††	4	806	256	63	28
8041	Offices of chiropractors	††	††	††	††	8	1 018	171	34	24
8042	Offices of optometrists	††	††	††	††	10	1 433	446	103	27
805	Nursing and personal care facilities	††	††	††	††	4	8 443	3 842	1 330	699
8049, 807, 8, 9	Other health services	††	††	††	††	15	5 200	1 961	424	434
81	Legal services	††	††	††	††	51	12 019	2 817	562	201
823, 4, 9	Selected educational services	††	††	††	††	3	(D)	(D)	(D)	(D)
891	Engineering, architectural, and surveying services	††	††	††	††	17	4 493	2 034	588	117
893	Accounting, auditing, and bookkeeping services	††	††	††	††	24	7 577	2 854	649	144
83, 892, 9	Social and other services	††	††	††	††	7	613	301	65	51
83	Social services	**	**	**	**	6	(D)	(D)	(D)	(D)
892, 9	Other services	**	**	**	**	1	(D)	(D)	(D)	(D)
EVANSVILLE, IND.-KY., SMSA										
	Total	††	††	††	††	1 597	469 154	174 156	41 214	13 825
70	Hotels, motels, and other lodging places	††	††	††	††	37	22 053	6 061	1 396	966
7011	Hotels, motor hotels, and motels	††	††	††	††	31	21 684	5 975	1 369	952
7011 pt.	Hotels	††	††	††	††	8	13 308	3 991	927	658
7011 pt.	Motels, motor hotels, and tourist courts	††	††	††	††	23	8 376	1 984	442	294
702, 3, 4	Other lodging places	††	††	††	††	6	369	86	27	14
72	Personal services	††	††	††	††	233	39 269	13 639	3 158	1 523
721	Laundry, cleaning, and garment services	††	††	††	††	68	21 181	7 245	1 672	674
7215	Coin-operated laundries and dry cleaning	††	††	††	††	19	1 032	213	51	50
721 ex. 7215	Other laundry, cleaning, and garment services	††	††	††	††	49	20 149	7 032	1 621	624
7211	Power laundries, family and commercial*	**	**	**	**	5	876	416	99	68
7216	Dry-cleaning plants, except rug cleaning*	**	**	**	**	28	4 805	1 727	423	207
Other 721	Laundry and cleaning services, n.e.c.*	**	**	**	**	16	14 468	4 889	1 099	349
722	Photographic studios, portrait	††	††	††	††	7	846	171	45	46
723, 4	Beauty and barber shops	††	††	††	††	95	6 977	3 400	758	450
723	Beauty shops	††	††	††	††	90	6 704	3 295	734	441
724	Barber shops	††	††	††	††	5	273	105	24	9
725	Shoe repair, shoe shine, and hat-cleaning shops	††	††	††	††	3	103	21	5	3
726	Funeral service and crematories	††	††	††	††	30	7 512	2 032	461	141
729	Miscellaneous personal services	††	††	††	††	30	2 650	770	217	209
73	Business services	††	††	††	††	232	108 341	38 086	9 137	3 883
731	Advertising	††	††	††	††	16	(D)	(D)	(D)	(D)
734	Services to dwellings and other buildings	††	††	††	††	39	5 849	2 551	593	436
737	Computer and data processing services	††	††	††	††	16	6 679	2 260	526	122
7392	Management, consulting, and public relations services	††	††	††	††	31	8 251	3 573	859	386
7394	Equipment rental and leasing services	††	††	††	††	21	13 037	2 697	636	154
Other 73	Other business services	††	††	††	††	109	(D)	(D)	(D)	(D)
75	Automotive repair, services, and garages	††	††	††	††	172	45 962	11 674	2 636	908
751	Automotive rental and leasing, without drivers	††	††	††	††	15	12 904	1 898	478	153
752	Automobile parking	††	††	††	††	2	(D)	(D)	(D)	(D)
753	Automotive repair shops	††	††	††	††	142	31 238	9 101	2 008	636
7533	General automotive repair shops	††	††	††	††	60	14 064	4 055	918	280
7531	Top and body repair shops	††	††	††	††	41	9 052	2 817	615	207
7534, 5, 9	Other automotive repair shops	††	††	††	††	41	8 122	2 229	475	149
754	Automotive services, except repair	††	††	††	††	13	(D)	(D)	(D)	(D)

Table 4a. Summary Statistics for Firms Subject to Federal Income Tax for Standard Metropolitan Statistical Areas: 1982—Con.

[For meaning of abbreviations and symbols, see introductory text. For explanation of terms and comparability of 1977 and 1982 censuses, see appendix A. For definitions of SMSA's, see appendix D]

SIC code	Geographic area and kind of business or operation	All establishments				Establishments with payroll				
		Number	Receipts (\$1,000)	Unincorporated businesses or operations		Number	Receipts (\$1,000)	Annual payroll (\$1,000)	First quarter payroll (\$1,000)	Paid employees for pay period including March 12 (number)
				Individual proprietorships (number)	Partnerships (number)					
EVANSVILLE, IND.-KY., SMSA—Con.										
76	Miscellaneous repair services	††	††	††	††	99	34 267	10 882	2 674	606
762	Electrical and electronic repair shops	††	††	††	††	27	4 911	1 333	291	87
7622	Radio and TV repair shops	††	††	††	††	9	1 984	362	85	32
7623, 9	Other electrical and electronic repair shops	††	††	††	††	18	2 927	971	206	55
764	Reupholstery and furniture repair	††	††	††	††	9	502	179	40	25
763, 9	Other repair shops and related services	††	††	††	††	63	28 854	9 370	2 343	494
78, 79	Amusement and recreation services, including motion pictures	††	††	††	††	77	20 488	4 994	965	644
781, 2	Motion picture production, distribution, and services	††	††	††	††	2	(D)	(D)	(D)	(D)
783	Motion picture theaters	††	††	††	††	13	4 841	607	140	147
792	Producers, orchestras, and entertainers	††	††	††	††	2	(D)	(D)	(D)	(D)
793	Bowling alleys and billiards and pool establishments	††	††	††	††	12	(D)	(D)	(D)	(D)
79 ex. 792, 3	Commercial sports and other amusement and recreation services	††	††	††	††	48	10 302	2 796	419	304
80, ex. 806	Health services, except hospitals	††	††	††	††	493	150 292	71 300	17 044	4 045
801	Offices of physicians	††	††	††	††	245	87 749	46 937	11 365	1 362
802	Offices of dentists	††	††	††	††	131	19 089	6 396	1 322	529
803	Offices of osteopathic physicians	††	††	††	††	10	1 505	446	106	46
8041	Offices of chiropractors	††	††	††	††	19	1 853	395	76	41
8042	Offices of optometrists	††	††	††	††	24	5 053	1 148	283	86
805	Nursing and personal care facilities	††	††	††	††	24	29 519	14 114	3 480	1 846
8049, 807, 8, 9	Other health services	††	††	††	††	40	5 524	1 864	412	135
81	Legal services	††	††	††	††	114	23 784	6 577	1 483	496
823, 4, 9	Selected educational services	††	††	††	††	5	(D)	(D)	(D)	(D)
891	Engineering, architectural, and surveying services	††	††	††	††	46	10 216	5 341	1 278	276
893	Accounting, auditing, and bookkeeping services	††	††	††	††	66	12 873	4 908	1 274	375
83, 892, 9	Social and other services	††	††	††	††	23	(D)	(D)	(D)	(D)
83	Social services	**	**	**	**	16	808	412	88	72
892, 9	Other services	**	**	**	**	7	(D)	(D)	(D)	(D)
FORT WAYNE SMSA										
	Total	††	††	††	††	1 951	555 172	206 156	51 403	15 408
70	Hotels, motels, and other lodging places	††	††	††	††	43	20 020	5 949	1 552	897
7011	Hotels, motor hotels, and motels	††	††	††	††	35	19 294	5 827	1 487	890
7011 pt.	Hotels	††	††	††	††	8	13 032	4 391	1 166	640
7011 pt.	Motels, motor hotels, and tourist courts	††	††	††	††	27	6 262	1 436	321	250
702, 3, 4	Other lodging places	††	††	††	††	8	726	122	65	7
72	Personal services	††	††	††	††	302	37 430	14 154	3 290	1 689
721	Laundry, cleaning, and garment services	††	††	††	††	80	15 789	6 299	1 397	667
7215	Coin-operated laundries and dry cleaning	††	††	††	††	29	1 950	474	98	92
721 ex. 7215	Other laundry, cleaning, and garment services	††	††	††	††	51	13 839	5 825	1 299	575
7211	Power laundries, family and commercial*	**	**	**	**	-	-	-	-	-
7216	Dry-cleaning plants, except rug cleaning*	**	**	**	**	37	4 231	1 808	404	276
Other 721	Laundry and cleaning services, n.e.c.*	**	**	**	**	14	9 608	4 017	895	299
722	Photographic studios, portrait	††	††	††	††	16	1 548	415	84	59
723, 4	Beauty and barber shops	††	††	††	††	146	9 040	4 233	952	531
723	Beauty shops	††	††	††	††	137	8 690	4 095	921	516
724	Barber shops	††	††	††	††	9	350	138	31	15
725	Shoe repair, shoe shine, and hat-cleaning shops	††	††	††	††	3	258	61	12	6
726	Funeral service and crematories	††	††	††	††	22	6 160	2 026	513	132
729	Miscellaneous personal services	††	††	††	††	35	4 635	1 120	332	294
73	Business services	††	††	††	††	332	111 301	41 667	10 157	3 753
731	Advertising	††	††	††	††	33	6 014	2 561	626	215
734	Services to dwellings and other buildings	††	††	††	††	51	5 332	2 934	737	592
737	Computer and data processing services	††	††	††	††	23	21 404	6 681	1 587	300
7392	Management, consulting, and public relations services	††	††	††	††	47	19 580	7 985	2 005	486
7394	Equipment rental and leasing services	††	††	††	††	31	10 428	2 152	490	135
Other 73	Other business services	††	††	††	††	147	48 543	19 354	4 712	2 025
75	Automotive repair, services, and garages	††	††	††	††	219	64 520	16 692	4 043	1 318
751	Automotive rental and leasing, without drivers	††	††	††	††	27	28 442	5 092	1 290	327
752	Automobile parking	††	††	††	††	22	1 172	238	56	55
753	Automotive repair shops	††	††	††	††	138	29 757	10 119	2 390	730
7538	General automotive repair shops	††	††	††	††	56	10 084	3 708	922	294
7531	Top and body repair shops	††	††	††	††	48	9 024	2 990	661	234
7534, 5, 9	Other automotive repair shops	††	††	††	††	34	10 649	3 421	807	202
754	Automotive services, except repair	††	††	††	††	32	5 149	1 243	307	206

Table 4a. Summary Statistics for Firms Subject to Federal Income Tax for Standard Metropolitan Statistical Areas: 1982—Con.

[For meaning of abbreviations and symbols, see introductory text. For explanation of terms and comparability of 1977 and 1982 censuses, see appendix A. For definitions of SMSA's, see appendix D.]

SIC code	Geographic area and kind of business or operation	All establishments				Establishments with payroll				
		Number	Receipts (\$1,000)	Unincorporated businesses or operations		Number	Receipts (\$1,000)	Annual payroll (\$1,000)	First quarter payroll (\$1,000)	Paid employees for pay period including March 12 (number)
				Individual proprietorships (number)	Partnerships (number)					
FORT WAYNE SMSA—Con.										
76	Miscellaneous repair services	††	††	††	††	98	43 397	12 263	2 618	708
762	Electrical and electronic repair shops	††	††	††	††	27	7 677	2 547	558	160
7622	Radio and TV repair shops	††	††	††	††	9	2 290	553	134	44
7623, 9	Other electrical and electronic repair shops	††	††	††	††	18	5 387	1 994	424	116
764	Reupholstery and furniture repair	††	††	††	††	11	427	175	44	23
763, 9	Other repair shops and related services	††	††	††	††	60	35 293	9 541	2 016	525
78, 79	Amusement and recreation services, including motion pictures	††	††	††	††	113	25 506	7 160	1 629	1 110
781, 2	Motion picture production, distribution, and services	††	††	††	††	2	(D)	(D)	(D)	(D)
783	Motion picture theaters	††	††	††	††	17	4 707	854	181	153
792	Producers, orchestras, and entertainers	††	††	††	††	7	(D)	(D)	(D)	(D)
793	Bowling alleys and billiards and pool establishments	††	††	††	††	19	5 883	1 749	473	328
79 ex. 792, 3	Commercial sports and other amusement and recreation services	††	††	††	††	68	14 050	4 352	943	600
80, ex. 806	Health services, except hospitals	††	††	††	††	530	181 442	84 048	22 352	4 282
801	Offices of physicians	††	††	††	††	247	100 019	50 615	15 022	1 442
802	Offices of dentists	††	††	††	††	137	27 654	10 375	2 264	724
803	Offices of osteopathic physicians	††	††	††	††	4	751	189	46	23
8041	Offices of chiropractors	††	††	††	††	21	1 818	352	70	38
8042	Offices of optometrists	††	††	††	††	31	3 885	854	178	86
805	Nursing and personal care facilities	††	††	††	††	26	25 668	11 678	2 619	1 445
8049, 807, 8, 9	Other health services	††	††	††	††	64	21 647	9 985	2 153	524
81	Legal services	††	††	††	††	139	33 896	8 003	1 798	563
823, 4, 9	Selected educational services	††	††	††	††	11	2 609	938	220	105
891	Engineering, architectural, and surveying services	††	††	††	††	53	14 629	7 550	1 706	350
893	Accounting, auditing, and bookkeeping services	††	††	††	††	81	18 414	6 904	1 844	485
83, 892, 9	Social and other services	††	††	††	††	30	2 008	828	194	148
83	Social services	**	**	**	**	25	1 626	694	169	139
892, 9	Other services	**	**	**	**	5	382	134	25	9
GARY-HAMMOND-EAST CHICAGO SMSA										
	Total	††	††	††	††	2 573	672 392	258 135	64 267	19 432
70	Hotels, motels, and other lodging places	††	††	††	††	44	24 654	7 385	1 666	1 012
7011	Hotels, motor hotels, and motels	††	††	††	††	42	(D)	(D)	(D)	(D)
7011 pt.	Hotels	††	††	††	††	16	(D)	(D)	(D)	(D)
7011 pt.	Hotels, 25 guestrooms or more	**	**	**	**	11	4 097	1 229	282	200
7011 pt.	Hotels, less than 25 guestrooms	**	**	**	**	5	(D)	(D)	(D)	(D)
7011 pt.	Motels, motor hotels, and tourist courts	††	††	††	††	26	19 905	5 949	1 335	772
7011 pt.	Motels, tourist courts	**	**	**	**	24	(D)	(D)	(D)	(D)
7011 pt.	Motor hotels	**	**	**	**	2	(D)	(D)	(D)	(D)
702, 3, 4	Other lodging places	††	††	††	††	2	(D)	(D)	(D)	(D)
703	Trailing parks and camps	††	††	††	††	1	(D)	(D)	(D)	(D)
702, 4	Rooming, boarding, and membership lodging	††	††	††	††	1	(D)	(D)	(D)	(D)
72	Personal services	††	††	††	††	428	49 052	16 587	3 911	2 360
721	Laundry, cleaning, and garment services	††	††	††	††	128	16 133	5 787	1 393	857
7215	Coin-operated laundries and dry cleaning	††	††	††	††	43	3 667	996	238	179
721 ex. 7215	Other laundry, cleaning, and garment services	††	††	††	††	85	12 466	4 791	1 155	678
7211	Power laundries, family and commercial*	**	**	**	**	5	2 715	1 591	401	193
7216	Dry-cleaning plants, except rug cleaning*	**	**	**	**	53	6 605	2 321	549	370
Other 721	Laundry and cleaning services, n.e.c.*	**	**	**	**	27	3 146	879	205	115
7212	Garment pressing and agents for laundries and dry cleaners	**	**	**	**	9	452	101	25	26
7213	Linen supply*	**	**	**	**	2	(D)	(D)	(D)	(D)
7217	Carpet and upholstery cleaning	**	**	**	**	12	773	231	55	33
7218	Industrial laundries*	**	**	**	**	-	-	-	-	-
7214, 9	Other laundry, garment services, including diaper*	**	**	**	**	4	(D)	(D)	(D)	(D)
722	Photographic studios, portrait	††	††	††	††	16	1 891	446	103	63
723, 4	Beauty and barber shops	††	††	††	††	179	10 982	4 913	1 130	735
723	Beauty shops	††	††	††	††	174	10 866	4 872	1 120	726
724	Barber shops	††	††	††	††	5	116	41	10	9
725	Shoe repair, shoe shine, and hat-cleaning shops	††	††	††	††	8	535	183	43	26
726	Funeral service and crematories	††	††	††	††	42	10 783	2 519	540	200
729	Miscellaneous personal services	††	††	††	††	55	8 728	2 739	702	479

Table 4a. Summary Statistics for Firms Subject to Federal Income Tax for Standard Metropolitan Statistical Areas: 1982—Con.

[For meaning of abbreviations and symbols, see introductory text. For explanation of terms and comparability of 1977 and 1982 censuses, see appendix A. For definitions of SMSA's, see appendix D.]

SIC code	Geographic area and kind of business or operation	All establishments				Establishments with payroll				
		Number	Receipts (\$1,000)	Unincorporated businesses or operations		Number	Receipts (\$1,000)	Annual payroll (\$1,000)	First quarter payroll (\$1,000)	Paid employees for pay period including March 12 (number)
				Individual proprietorships (number)	Partnerships (number)					
GARY-HAMMOND-EAST CHICAGO SMSA—Con.										
73	Business services	††	††	††	††	349	127 959	49 198	12 494	4 548
731	Advertising	††	††	††	††	13	4 413	1 222	292	83
7311	Advertising agencies	**	**	**	**	10	(D)	(D)	(D)	(D)
7312	Outdoor advertising services	**	**	**	**	2	(D)	(D)	(D)	(D)
7313	Radio, TV, publishers' advertising representatives	**	**	**	**	-	-	-	-	-
7319	Advertising, n.e.c.	**	**	**	**	1	(D)	(D)	(D)	(D)
734	Services to dwellings and other buildings	††	††	††	††	72	17 074	9 058	2 252	1 164
7341	Window cleaning	**	**	**	**	9	1 733	768	188	63
7342	Disinfecting and exterminating services	**	**	**	**	63	15 341	8 290	2 064	1 101
7349	Cleaning and maintenance services, n.e.c.	**	**	**	**					
737	Computer and data processing services	††	††	††	††	23	13 810	6 067	1 503	302
7372	Computer programming and other software services	**	**	**	**	9	3 924	1 905	477	78
7374	Data processing services	**	**	**	**	10	(D)	(D)	(D)	(D)
7379	Computer related services, n.e.c.	**	**	**	**	4	(D)	(D)	(D)	(D)
7392	Management, consulting, and public relations services	††	††	††	††	44	16 308	6 416	1 598	701
7394	Equipment rental and leasing services	††	††	††	††	46	28 857	7 598	2 060	394
Other 73	Other business services	††	††	††	††	151	47 497	18 837	4 789	1 904
732	Credit reporting, collection agencies	**	**	**	**	19	3 908	1 685	408	137
7331	Direct mail advertising services	**	**	**	**	2	(D)	(D)	(D)	(D)
7332	Blueprinting and photocopying services	**	**	**	**	5	1 027	303	64	21
7333	Commercial photography, art, and graphics	**	**	**	**	13	1 567	584	144	43
7339	Stenographic services; and reproduction services, n.e.c.	**	**	**	**	5	(D)	(D)	(D)	(D)
736	Personnel supply services	**	**	**	**	20	2 181	1 479	341	321
7361	Employment agencies	**	**	**	**	12	(D)	(D)	(D)	(D)
7362	Help supply services	**	**	**	**	7	1 425	1 076	240	266
7369	Facilities management services	**	**	**	**	1	(D)	(D)	(D)	(D)
7391	Research and development laboratories	**	**	**	**	2	(D)	(D)	(D)	(D)
7397	Testing laboratories and facilities	**	**	**	**	5	656	280	70	25
7393	Detective agencies and protective services	**	**	**	**	31	7 122	3 880	1 008	466
7395	Photofinishing laboratories	**	**	**	**	12	13 128	3 974	731	268
7399 pt.	Sign painting shops	**	**	**	**	5	701	211	48	19
7399 pt.	Interior designing	**	**	**	**	2	(D)	(D)	(D)	(D)
7399 pt.	Telephone answering services	**	**	**	**	2	(D)	(D)	(D)	(D)
735, 7396, 7399 pt.	Other business services, n.e.c.	**	**	**	**	28	14 426	5 036	1 691	494
75	Automotive repair, services, and garages	††	††	††	††	255	63 929	16 579	4 062	1 278
751	Automotive rental and leasing, without drivers	††	††	††	††	22	15 047	2 397	577	147
752	Automobile parking	††	††	††	††	2	(D)	(D)	(D)	(D)
7523	Parking lots	**	**	**	**	1	(D)	(D)	(D)	(D)
7525	Parking structures	**	**	**	**	1	(D)	(D)	(D)	(D)
753	Automotive repair shops	††	††	††	††	199	43 611	12 621	3 089	889
7538	General automotive repair shops	††	††	††	††	78	14 058	3 194	731	267
7538 pt.	General automotive repair shops, except diesel	**	**	**	**	72	12 656	2 763	650	240
7538 pt.	Diesel repair shops	**	**	**	**	6	1 402	431	81	27
7531	Top and body repair shops	††	††	††	††	62	13 173	4 284	1 029	286
7534, 5, 9	Other automotive repair shops	††	††	††	††	59	16 380	5 143	1 329	336
7534	Tire retreading and repair shops	**	**	**	**	2	(D)	(D)	(D)	(D)
7535	Paint shops	**	**	**	**	6	1 926	658	138	54
7539 pt.	Auto electrical and fuel system services	**	**	**	**	2	(D)	(D)	(D)	(D)
7539 pt.	Radiator repair	**	**	**	**	11	1 455	399	98	31
7539 pt.	Glass replacement and repair	**	**	**	**	7	2 795	857	204	49
7539 pt.	Brake, front end, and wheel alignment	**	**	**	**	1	(D)	(D)	(D)	(D)
7539 pt.	Exhaust system services (muffler shops)	**	**	**	**	15	5 653	1 709	464	85
7539 pt.	Transmission repair shops	**	**	**	**	14	2 496	734	219	68
7539 pt.	Other automotive repair shops, n.e.c.	**	**	**	**	1	(D)	(D)	(D)	(D)
754	Automotive services, except repair	††	††	††	††	32	(D)	(D)	(D)	(D)
7542	Car washes	**	**	**	**	18	2 618	787	195	160
7549	Other automotive services	**	**	**	**	14	(D)	(D)	(D)	(D)
76	Miscellaneous repair services	††	††	††	††	109	37 060	12 038	3 155	722
762	Electrical and electronic repair shops	††	††	††	††	36	9 969	3 532	804	211
7622	Radio and TV repair shops	††	††	††	††	14	3 837	1 094	263	86
7623, 9	Other electrical and electronic repair shops	††	††	††	††	22	6 132	2 438	541	125
7623	Refrigeration and air-conditioning repair shops	**	**	**	**	7	1 911	853	190	49
7629	Electrical and electronic repair shops, n.e.c.	**	**	**	**	15	4 221	1 585	351	76
764	Reupholstery and furniture repair	††	††	††	††	11	1 134	298	72	29
763, 9	Other repair shops and related services	††	††	††	††	62	25 957	8 208	2 279	482
763	Watch, clock, and jewelry repair	**	**	**	**	1	(D)	(D)	(D)	(D)
769	Miscellaneous repair and related services	**	**	**	**	61	(D)	(D)	(D)	(D)
7892	Welding repair	**	**	**	**	6	1 488	441	137	34
7694	Armature rewinding shops	**	**	**	**	6	3 221	1 048	299	62
7699	Repair shops and related services, n.e.c.	**	**	**	**	49	(D)	(D)	(D)	(D)

Table 4a. Summary Statistics for Firms Subject to Federal Income Tax for Standard Metropolitan Statistical Areas: 1982—Con.

[For meaning of abbreviations and symbols, see introductory text. For explanation of terms and comparability of 1977 and 1982 censuses, see appendix A. For definitions of SMSA's, see appendix D.]

SIC code	Geographic area and kind of business or operation	All establishments				Establishments with payroll				
		Number	Receipts (\$1,000)	Unincorporated businesses or operations		Number	Receipts (\$1,000)	Annual payroll (\$1,000)	First quarter payroll (\$1,000)	Paid employees for pay period including March 12 (number)
				Individual proprietorships (number)	Partnerships (number)					
GARY-HAMMOND-EAST CHICAGO SMSA—Con.										
78, 79	Amusement and recreation services, including motion pictures...	††	††	††	††	109	32 494	7 653	1 627	1 294
781, 2	Motion picture production, distribution, and services	††	††	††	††	1	(D)	(D)	(D)	(D)
783	Motion picture theaters	††	††	††	††	16	(D)	(D)	(D)	(D)
7832	Motion picture theaters, except drive-in	††	††	††	††	12	(D)	(D)	(D)	(D)
7833	Drive-in motion picture theaters	**	**	**	**	4	(D)	(D)	(D)	(D)
792	Producers, orchestras, and entertainers	††	††	††	††	8	(D)	(D)	(D)	(D)
7922	Theatrical producers (except motion picture) and miscellaneous theatrical services	**	**	**	**	2	(D)	(D)	(D)	(D)
7929	Bands, orchestras, actors, and other entertainers and entertainment groups	**	**	**	**	6	(D)	(D)	(D)	(D)
793	Bowling alleys and billiards and pool establishments	††	††	††	††	26	9 123	2 572	676	453
7932	Billiard and pool establishments	††	††	††	††	3	138	35	7	7
7933	Bowling alleys	††	††	††	††	23	8 985	2 537	669	446
79 ex. 792, 3	Commercial sports and other amusement and recreation services	††	††	††	††	58	9 020	2 356	391	419
794	Commercial sports	††	††	††	††	1	(D)	(D)	(D)	(D)
7941	Professional sports clubs, managers, promoters	††	††	††	††	-	-	-	-	-
7948	Racing, including track operation	††	††	††	††	1	(D)	(D)	(D)	(D)
79 ex. 792, 3, 4	Other amusement and recreation services	††	††	††	††	57	(D)	(D)	(D)	(D)
791	Dance halls, studios, and schools	**	**	**	**	5	216	80	21	18
7992	Public golf courses	**	**	**	**	3	(D)	(D)	(D)	(D)
7993	Coin-operated amusement device operators	**	**	**	**	8	1 131	262	53	30
7996	Amusement parks	**	**	**	**	3	(D)	(D)	(D)	(D)
7997	Membership sports and recreation clubs	**	**	**	**	14	2 429	598	105	93
7999	Amusement and recreation services, n.e.c.	**	**	**	**	24	3 265	848	164	176
7999 pt.	Concession operators of amusement devices, rides	**	**	**	**	3	(D)	(D)	(D)	(D)
7999 pt.	Carnivals, circuses, and fairs	**	**	**	**	1	(D)	(D)	(D)	(D)
7999 pt.	Other commercial recreation and amusements	**	**	**	**	20	3 000	790	162	174
80, ex. 806	Health services, except hospitals	††	††	††	††	812	255 236	115 870	28 866	6 015
801	Offices of physicians	††	††	††	††	438	156 426	76 070	19 054	2 418
802	Offices of dentists	††	††	††	††	200	42 310	16 366	3 973	938
803	Offices of osteopathic physicians	††	††	††	††	10	2 477	1 174	289	60
8041	Offices of chiropractors	††	††	††	††	16	2 179	607	122	68
8042	Offices of optometrists	††	††	††	††	45	6 967	1 640	402	142
805	Nursing and personal care facilities	††	††	††	††	22	27 168	12 009	3 145	1 856
8049, 807, 8, 9	Other health services	††	††	††	††	81	17 709	8 004	1 881	533
807	Medical and dental laboratories	††	††	††	††	35	5 166	1 762	442	142
8071	Medical laboratories	††	††	††	††	14	2 116	558	138	58
8072	Dental laboratories	††	††	††	††	21	3 050	1 204	304	84
8049, 808, 9	Other health services, n.e.c.	††	††	††	††	46	12 543	6 242	1 439	391
81	Legal services	††	††	††	††	256	44 845	15 890	3 881	970
823, 4, 9	Selected educational services	††	††	††	††	13	1 488	612	129	69
823	Libraries and information centers	**	**	**	**	1	(D)	(D)	(D)	(D)
824	Correspondence schools and vocational schools	**	**	**	**	6	1 182	545	119	54
829	Schools and educational services, n.e.c.	**	**	**	**	6	(D)	(D)	(D)	(D)
891	Engineering, architectural, and surveying services	††	††	††	††	59	20 388	10 682	3 039	567
891 pt.	Architectural services	**	**	**	**	15	4 041	1 734	480	96
891 pt.	Engineering services	**	**	**	**	36	16 007	8 825	2 529	455
891 pt.	Surveying services	**	**	**	**	8	340	123	30	16
893	Accounting, auditing, and bookkeeping services	††	††	††	††	82	11 150	3 989	1 057	329
83, 892, 9	Social and other services	††	††	††	††	57	4 137	1 652	380	268
83	Social services	**	**	**	**	44	3 035	1 180	292	242
835	Child day care services	**	**	**	**	33	1 294	518	146	165
832, 3, 6, 9	Other social services	**	**	**	**	11	1 741	662	146	77
892, 9	Other services	**	**	**	**	13	1 102	472	88	26

Table 4a. Summary Statistics for Firms Subject to Federal Income Tax for Standard Metropolitan Statistical Areas: 1982—Con.

[For meaning of abbreviations and symbols, see introductory text. For explanation of terms and comparability of 1977 and 1982 censuses, see appendix A. For definitions of SMSA's, see appendix D.]

SIC code	Geographic area and kind of business or operation	All establishments				Establishments with payroll				
		Number	Receipts (\$1,000)	Unincorporated businesses or operations		Number	Receipts (\$1,000)	Annual payroll (\$1,000)	First quarter payroll (\$1,000)	Paid employees for pay period including March 12 (number)
				Individual proprietorships (number)	Partnerships (number)					
	INDIANAPOLIS SMSA									
	Total	††	††	††	††	6 293	2 061 750	781 096	188 340	57 200
70	Hotels, motels, and other lodging places	††	††	††	††	114	125 355	35 605	8 000	4 734
7011	Hotels, motor hotels, and motels	††	††	††	††	104	124 276	35 457	7 976	4 711
7011 pt.	Hotels	††	††	††	††	31	59 731	17 554	4 041	2 318
7011 pt.	Hotels, 25 guestrooms or more	††	††	††	††	22	58 300	17 366	4 011	2 289
7011 pt.	Hotels, less than 25 guestrooms	††	††	††	††	9	1 431	188	30	29
7011 pt.	Motels, motor hotels, and tourist courts	††	††	††	††	73	64 545	17 903	3 935	2 393
7011 pt.	Motels, tourist courts	††	††	††	††	61	30 803	8 186	1 780	1 160
7011 pt.	Motor hotels	††	††	††	††	12	33 742	9 717	2 155	1 233
702, 3, 4	Other lodging places	††	††	††	††	10	1 079	148	24	23
703	Trailing parks and camps	††	††	††	††	8	(D)	(D)	(D)	(D)
702, 4	Rooming, boarding, and membership lodging	††	††	††	††	2	(D)	(D)	(D)	(D)
72	Personal services	††	††	††	††	828	138 090	46 033	10 998	5 914
721	Laundry, cleaning, and garment services	††	††	††	††	256	55 086	18 947	4 489	2 236
7215	Coin-operated laundries and dry cleaning	††	††	††	††	85	8 784	1 838	436	336
721 ex.	Other laundry, cleaning, and garment services	††	††	††	††	171	46 302	17 109	4 053	1 900
7215	Power laundries, family and commercial*	††	††	††	††	9	5 919	2 819	686	332
7216	Dry-cleaning plants, except rug cleaning*	††	††	††	††	97	14 442	5 497	1 249	726
Other 721	Laundry and cleaning services, n.e.c.*	††	††	††	††	65	25 941	8 793	2 118	842
7212	Garment pressing and agents for laundries and dry cleaners	††	††	††	††	13	1 224	374	93	54
7213	Linen supply*	††	††	††	††	5	6 816	2 710	618	230
7217	Carpet and upholstery cleaning	††	††	††	††	30	3 471	1 275	300	176
7218	Industrial launderers*	††	††	††	††	8	13 049	3 951	999	320
7214, 9	Other laundry, garment services, including diaper*	††	††	††	††	9	1 381	483	108	62
722	Photographic studios, portrait	††	††	††	††	40	14 666	3 180	779	400
723, 4	Beauty and barber shops	††	††	††	††	301	20 553	9 664	2 203	1 143
723	Beauty shops	††	††	††	††	268	18 115	8 421	1 916	1 042
724	Barber shops	††	††	††	††	33	2 438	1 243	287	101
725	Shoe repair, shoe shine, and hat-cleaning shops	††	††	††	††	16	1 187	470	116	49
726	Funeral service and crematories	††	††	††	††	88	22 518	6 308	1 466	538
729	Miscellaneous personal services	††	††	††	††	127	24 080	7 464	1 945	1 548
73	Business services	††	††	††	††	1 180	493 757	209 353	50 064	16 215
731	Advertising	††	††	††	††	83	34 325	13 014	3 245	718
7311	Advertising agencies	††	††	††	††	67	21 930	10 577	2 678	594
7312	Outdoor advertising services	††	††	††	††	5	10 047	1 718	427	84
7313	Radio, TV, publishers' advertising representatives	††	††	††	††	6	1 387	447	91	22
7319	Advertising, n.e.c.	††	††	††	††	5	961	272	49	18
734	Services to dwellings and other buildings	††	††	††	††	189	30 182	15 687	3 481	2 558
7341	Window cleaning	††	††	††	††	4	1 085	577	127	48
7342	Disinfecting and exterminating services	††	††	††	††	29	7 072	2 667	598	229
7349	Cleaning and maintenance services, n.e.c.	††	††	††	††	156	22 025	12 443	2 756	2 281
737	Computer and data processing services	††	††	††	††	109	91 687	33 073	7 821	1 888
7372	Computer programming and other software services	††	††	††	††	37	22 452	8 385	1 847	331
7374	Data processing services	††	††	††	††	48	51 225	19 362	4 672	1 284
7379	Computer related services, n.e.c.	††	††	††	††	24	18 010	5 326	1 302	273
7392	Management, consulting, and public relations services	††	††	††	††	221	84 289	34 449	9 181	2 421
7394	Equipment rental and leasing services	††	††	††	††	83	38 602	9 380	2 117	529
Other 73	Other business services	††	††	††	††	495	214 672	103 750	24 219	8 101
732	Credit reporting, collection agencies	††	††	††	††	34	13 352	4 863	1 192	391
7331	Direct mail advertising services	††	††	††	††	7	6 488	2 411	707	180
7332	Blueprinting and photocopying services	††	††	††	††	8	633	187	53	23
7333	Commercial photography, art, and graphics	††	††	††	††	50	14 815	4 719	1 112	275
7339	Stenographic services; and reproduction services, n.e.c.	††	††	††	††	37	3 295	924	243	92
736	Personnel supply services	††	††	††	††	81	63 434	47 851	10 738	2 831
7361	Employment agencies	††	††	††	††	47	(D)	(D)	(D)	(D)
7362	Help supply services	††	††	††	††	32	56 008	43 898	9 716	2 502
7369	Facilities management services	††	††	††	††	2	(D)	(D)	(D)	(D)
7391	Research and development laboratories	††	††	††	††	9	2 486	1 135	227	62
7397	Testing laboratories and facilities	††	††	††	††	12	3 225	1 075	313	61
7393	Detective agencies and protective services	††	††	††	††	61	41 198	20 030	4 810	2 242
7395	Photofinishing laboratories*	††	††	††	††	15	14 229	4 241	935	492
7399 pt.	Sign painting shops	††	††	††	††	4	801	256	44	21
7399 pt.	Interior designing	††	††	††	††	21	3 534	1 012	194	74
7399 pt.	Telephone answering services	††	††	††	††	11	1 047	406	85	64
735, 7396, 7399 pt.	Other business services, n.e.c.	††	††	††	††	145	46 135	14 640	3 566	1 293

Table 4a. Summary Statistics for Firms Subject to Federal Income Tax for Standard Metropolitan Statistical Areas: 1982—Con.

[For meaning of abbreviations and symbols, see introductory text. For explanation of terms and comparability of 1977 and 1982 censuses, see appendix A. For definitions of SMSA's, see appendix D.]

SIC code	Geographic area and kind of business or operation	All establishments				Establishments with payroll				
		Number	Receipts (\$1,000)	Unincorporated businesses or operations		Number	Receipts (\$1,000)	Annual payroll (\$1,000)	First quarter payroll (\$1,000)	Paid employees for pay period including March 12 (number)
				Individual proprietorships (number)	Partnerships (number)					
INDIANAPOLIS SMSA—Con.										
75	Automotive repair, services, and garages.....	††	††	††	††	617	174 976	42 243	10 183	3 360
751	Automotive rental and leasing, without drivers	††	††	††	††	54	61 363	8 890	2 261	574
752	Automobile parking	††	††	††	††	70	10 008	1 821	437	202
7523	Parking lots	(D)	(D)	(D)	(D)	54	(D)	(D)	(D)	(D)
7525	Parking structures	**	**	**	**	16	(D)	(D)	(D)	(D)
753	Automotive repair shops.....	††	††	††	††	426	91 396	27 713	6 457	2 003
7538	General automotive repair shops.....	††	††	††	††	186	31 987	9 151	2 138	734
7538 pt.	General automotive repair shops, except diesel.....	**	**	**	**	168	27 616	7 600	1 737	617
7538 pt.	Diesel repair shops	**	**	**	**	18	4 371	1 551	401	117
7531	Top and body repair shops	††	††	††	††	111	21 030	7 118	1 546	483
7534, 5, 9	Other automotive repair shops	††	††	††	††	129	38 379	11 444	2 773	786
7534	Tire retreading and repair shops	**	**	**	**	8	2 735	690	164	57
7535	Paint shops	**	**	**	**	9	1 444	451	84	53
7539 pt.	Auto electrical and fuel system services	**	**	**	**	11	2 870	1 074	250	77
7539 pt.	Radiator repair	**	**	**	**	12	3 703	886	208	61
7539 pt.	Glass replacement and repair	**	**	**	**	15	3 727	1 085	219	63
7539 pt.	Brake, front end, and wheel alignment	**	**	**	**	20	7 713	2 269	528	147
7539 pt.	Exhaust system services (muffler shops)	**	**	**	**	16	5 536	1 458	425	77
7539 pt.	Transmission repair shops	**	**	**	**	30	7 104	2 467	648	191
7539 pt.	Other automotive repair shops, n.e.c.	**	**	**	**	8	3 547	1 064	247	60
754	Automotive services, except repair	††	††	††	††	67	12 209	3 819	1 028	581
7542	Car washes	**	**	**	**	43	7 220	1 866	535	408
7549	Other automotive services	**	**	**	**	24	4 989	1 953	493	173
76	Miscellaneous repair services	††	††	††	††	286	79 679	25 887	6 424	1 676
762	Electrical and electronic repair shops	††	††	††	††	90	24 617	7 393	1 689	462
7622	Radio and TV repair shops	††	††	††	††	44	9 305	2 575	604	199
7623, 9	Other electrical and electronic repair shops	††	††	††	††	46	15 312	4 818	1 085	263
7623	Refrigeration and air-conditioning repair shops	**	**	**	**	10	4 666	1 751	358	76
7629	Electrical and electronic repair shops, n.e.c.	**	**	**	**	36	10 646	3 067	727	187
764	Reupholstery and furniture repair	††	††	††	††	31	2 688	989	205	107
763, 9	Other repair shops and related services.....	††	††	††	††	165	52 374	17 505	4 530	1 107
763	Watch, clock, and jewelry repair.....	**	**	**	**	17	898	256	56	25
769	Miscellaneous repair and related services	**	**	**	**	148	51 476	17 249	4 474	1 082
7692	Welding repair.....	**	**	**	**	23	4 249	1 632	520	142
7694	Armature rewinding shops	**	**	**	**	9	14 393	4 772	1 212	206
7699	Repair shops and related services, n.e.c.	**	**	**	**	116	32 834	10 845	2 742	734
78, 79	Amusement and recreation services, including motion pictures.....	††	††	††	††	326	130 654	30 022	7 110	3 292
781, 2	Motion picture production, distribution, and services	††	††	††	††	28	18 014	4 347	996	244
783	Motion picture theaters.....	††	††	††	††	48	19 448	3 239	709	488
7832	Motion picture theaters, except drive-in	**	**	**	**	33	17 609	2 710	656	426
7833	Drive-in motion picture theaters	**	**	**	**	15	1 839	529	53	62
792	Producers, orchestras, and entertainers	††	††	††	††	35	12 528	1 899	436	269
7922	Theatrical producers (except motion picture) and miscellaneous theatrical services	**	**	**	**	15	(D)	(D)	(D)	(D)
7929	Bands, orchestras, actors, and other entertainers and entertainment groups	**	**	**	**	20	(D)	(D)	(D)	(D)
793	Bowling alleys and billiards and pool establishments	††	††	††	††	35	14 928	4 222	1 158	721
7932	Billiard and pool establishments	††	††	††	††	1	(D)	(D)	(D)	(D)
7933	Bowling alleys.....	††	††	††	††	34	(D)	(D)	(D)	(D)
79 ex. 792, 3	Commercial sports and other amusement and recreation services	††	††	††	††	180	65 736	16 315	3 811	1 570
794	Commercial sports.....	††	††	††	††	15	29 366	6 931	1 533	347
7941	Professional sports clubs, managers, promoters	††	††	††	††	5	(D)	(D)	(D)	(D)
7948	Racing, including track operation	††	††	††	††	10	(D)	(D)	(D)	(D)
79 ex. 792, 3, 4	Other amusement and recreation services	††	††	††	††	165	36 370	9 384	2 278	1 223
791	Dance halls, studios, and schools	**	**	**	**	15	1 130	369	88	80
7992	Public golf courses	**	**	**	**	13	3 273	871	159	116
7993	Coin-operated amusement device operators	**	**	**	**	29	10 046	2 848	787	211
7996	Amusement parks	**	**	**	**	-	-	-	-	-
7997	Membership sports and recreation clubs	**	**	**	**	50	11 845	3 125	752	481
7999	Amusement and recreation services, n.e.c.	**	**	**	**	58	10 076	2 171	492	335
7999 pt.	Concession operators of amusement devices, rides	**	**	**	**	1	(D)	(D)	(D)	(D)
7999 pt.	Carnivals, circuses, and fairs.....	**	**	**	**	1	(D)	(D)	(D)	(D)
7999 pt.	Other commercial recreation and amusements.....	**	**	**	**	56	(D)	(D)	(D)	(D)

Table 4a. **Summary Statistics for Firms Subject to Federal Income Tax for Standard Metropolitan Statistical Areas: 1982—Con.**

[For meaning of abbreviations and symbols, see introductory text. For explanation of terms and comparability of 1977 and 1982 censuses, see appendix A. For definitions of SMSA's, see appendix D]

SIC code	Geographic area and kind of business or operation	All establishments				Establishments with payroll				
		Number	Receipts (\$1,000)	Unincorporated businesses or operations		Number	Receipts (\$1,000)	Annual payroll (\$1,000)	First quarter payroll (\$1,000)	Paid employees for pay period including March 12 (number)
				Individual proprietorships (number)	Partnerships (number)					
INDIANAPOLIS SMSA—Con.										
80, ex. 806	Health services, except hospitals	††	††	††	††	1 828	535 606	245 752	59 299	13 349
801	Offices of physicians	††	††	††	††	935	293 946	150 285	36 712	4 231
802	Offices of dentists	††	††	††	††	488	72 713	25 646	6 175	1 857
803	Offices of osteopathic physicians	††	††	††	††	27	5 162	2 650	625	95
8041	Offices of chiropractors	††	††	††	††	38	4 138	972	209	90
8042	Offices of optometrists	††	††	††	††	79	12 551	2 948	829	240
805	Nursing and personal care facilities	††	††	††	††	95	95 086	41 379	9 913	5 561
8049, 807, 8, 9	Other health services	††	††	††	††	166	52 010	21 872	4 836	1 275
807	Medical and dental laboratories	††	††	††	††	74	22 793	10 211	2 632	658
8071	Medical laboratories	††	††	††	††	39	12 487	4 955	1 186	298
8072	Dental laboratories	††	††	††	††	35	10 306	5 256	1 446	360
8049, 808, 9	Other health services, n.e.c.	††	††	††	††	92	29 217	11 661	2 204	617
81	Legal services	††	††	††	††	490	148 809	43 965	11 320	2 363
823, 4, 9	Selected educational services	††	††	††	††	29	10 029	2 912	692	276
823	Libraries and information centers	-	-	-	-	-
824	Correspondence schools and vocational schools	14	7 440	2 313	562	158
829	Schools and educational services, n.e.c.	15	2 589	599	130	118
891	Engineering, architectural, and surveying services	††	††	††	††	221	116 040	56 067	13 486	2 915
891 pt.	Architectural services	76	38 376	17 691	4 187	1 087
891 pt.	Engineering services	124	72 250	35 245	8 587	1 657
891 pt.	Surveying services	21	5 414	3 131	712	171
893	Accounting, auditing, and bookkeeping services	††	††	††	††	236	84 182	32 705	8 043	1 775
83, 892, 9	Social and other services	††	††	††	††	138	24 573	10 552	2 721	1 331
83	Social services	107	17 668	7 304	1 715	1 174
835	Child day care services	87	8 683	3 795	937	801
832, 3, 6, 9	Other social services	20	8 985	3 509	778	373
892, 9	Other services	31	6 905	3 248	1 006	157
KOKOMO SMSA										
	Total	††	††	††	††	436	87 317	34 912	8 487	2 894
70	Hotels, motels, and other lodging places	††	††	††	††	8	4 200	1 130	263	169
7011	Hotels, motor hotels, and motels	††	††	††	††	6	(D)	(D)	(D)	(D)
7011 pt.	Hotels	††	††	††	††	1	(D)	(D)	(D)	(D)
7011 pt.	Motels, motor hotels, and tourist courts	††	††	††	††	5	(D)	(D)	(D)	(D)
702, 3, 4	Other lodging places	††	††	††	††	2	(D)	(D)	(D)	(D)
72	Personal services	††	††	††	††	80	10 256	2 978	750	433
721	Laundry, cleaning, and garment services	††	††	††	††	28	4 831	1 426	349	170
7215	Coin-operated laundries and dry cleaning	††	††	††	††	8	328	85	24	26
721 ex. 7215	Other laundry, cleaning, and garment services	††	††	††	††	20	4 503	1 341	325	144
7211	Power laundries, family and commercial*	1	(D)	(D)	(D)	(D)
7216	Dry-cleaning plants, except rug cleaning*	9	1 078	467	107	61
Other 721	Laundry and cleaning services, n.e.c.*	10	(D)	(D)	(D)	(D)
722	Photographic studios, portrait	††	††	††	††	7	519	122	32	32
723, 4	Beauty and barber shops	††	††	††	††	26	1 488	545	128	93
723	Beauty shops	††	††	††	††	20	1 253	453	104	80
724	Barber shops	††	††	††	††	6	235	92	24	13
725	Shoe repair, shoe shine, and hat-cleaning shops	††	††	††	††	1	(D)	(D)	(D)	(D)
726	Funeral service and crematories	††	††	††	††	7	2 376	488	170	36
729	Miscellaneous personal services	††	††	††	††	11	(D)	(D)	(D)	(D)
73	Business services	††	††	††	††	33	7 229	3 412	810	397
731	Advertising	††	††	††	††	-	-	-	-	-
734	Services to dwellings and other buildings	††	††	††	††	14	1 921	964	238	141
737	Computer and data processing services	††	††	††	††	1	(D)	(D)	(D)	(D)
7392	Management, consulting, and public relations services	††	††	††	††	3	741	260	103	74
7394	Equipment rental and leasing services	††	††	††	††	4	777	288	69	26
Other 73	Other business services	††	††	††	††	11	(D)	(D)	(D)	(D)
75	Automotive repair, services, and garages	††	††	††	††	45	6 376	1 754	401	196
751	Automotive rental and leasing, without drivers	††	††	††	††	2	(D)	(D)	(D)	(D)
752	Automobile parking	††	††	††	††	-	-	-	-	-
753	Automotive repair shops	††	††	††	††	31	4 882	1 316	302	117
7538	General automotive repair shops	††	††	††	††	7	1 170	320	75	31
7531	Top and body repair shops	††	††	††	††	11	1 806	501	117	44
7534, 5, 9	Other automotive repair shops	††	††	††	††	13	1 906	495	110	42
754	Automotive services, except repair	††	††	††	††	12	(D)	(D)	(D)	(D)

Table 4a. Summary Statistics for Firms Subject to Federal Income Tax for Standard Metropolitan Statistical Areas: 1982—Con.

[For meaning of abbreviations and symbols, see introductory text. For explanation of terms and comparability of 1977 and 1982 censuses, see appendix A. For definitions of SMSA's, see appendix D.]

SIC code	Geographic area and kind of business or operation	All establishments				Establishments with payroll				
		Number	Receipts (\$1,000)	Unincorporated businesses or operations		Number	Receipts (\$1,000)	Annual payroll (\$1,000)	First quarter payroll (\$1,000)	Paid employees for pay period including March 12 (number)
				Individual proprietorships (number)	Partnerships (number)					
KOKOMO SMSA—Con.										
76	Miscellaneous repair services	††	††	††	††	23	3 421	965	230	82
762	Electrical and electronic repair shops	††	††	††	††	6	905	308	73	21
7622	Radio and TV repair shops	††	††	††	††	5	(D)	(D)	(D)	(D)
7623, 9	Other electrical and electronic repair shops	††	††	††	††	1	(D)	(D)	(D)	(D)
764	Reupholstery and furniture repair	††	††	††	††	1	(D)	(D)	(D)	(D)
763, 9	Other repair shops and related services	††	††	††	††	16	(D)	(D)	(D)	(D)
78, 79	Amusement and recreation services, including motion pictures	††	††	††	††	25	(D)	(D)	(D)	(D)
781, 2	Motion picture production, distribution, and services	††	††	††	††	-	-	-	-	-
783	Motion picture theaters	††	††	††	††	5	(D)	(D)	(D)	(D)
792	Producers, orchestras, and entertainers	††	††	††	††	-	-	-	-	-
793	Bowling alleys and billiards and pool establishments	††	††	††	††	3	1 061	421	55	35
79 ex. 792, 3	Commercial sports and other amusement and recreation services	††	††	††	††	17	(D)	(D)	(D)	(D)
80, ex. 806	Health services, except hospitals	††	††	††	††	140	42 339	20 034	5 040	1 175
801	Offices of physicians	††	††	††	††	64	23 744	12 519	3 152	386
802	Offices of dentists	††	††	††	††	40	7 719	2 968	874	195
803	Offices of osteopathic physicians	††	††	††	††	1	(D)	(D)	(D)	(D)
8041	Offices of chiropractors	††	††	††	††	6	607	163	35	22
8042	Offices of optometrists	††	††	††	††	8	(D)	(D)	(D)	(D)
805	Nursing and personal care facilities	††	††	††	††	8	7 326	3 361	787	444
8049, 807, 8, 9	Other health services	††	††	††	††	13	1 406	661	103	101
81	Legal services	††	††	††	††	38	5 190	1 604	330	103
823, 4, 9	Selected educational services	††	††	††	††	-	(D)	(D)	(D)	(D)
891	Engineering, architectural, and surveying services	††	††	††	††	8	743	308	82	27
893	Accounting, auditing, and bookkeeping services	††	††	††	††	23	2 325	1 134	304	90
83, 892, 9	Social and other services	††	††	††	††	13	719	330	77	65
83	Social services	**	**	**	**	13	719	330	77	65
892, 9	Other services	**	**	**	**	-	-	-	-	-
LAFAYETTE-WEST LAFAYETTE SMSA										
	Total	††	††	††	††	548	145 526	57 416	14 235	4 679
70	Hotels, motels, and other lodging places	††	††	††	††	15	12 178	3 801	867	626
7011	Hotels, motor hotels, and motels	††	††	††	††	13	(D)	(D)	(D)	(D)
7011 pt.	Hotels	††	††	††	††	5	(D)	(D)	(D)	(D)
7011 pt.	Hotels, motor hotels, and tourist courts	††	††	††	††	8	8 137	2 524	533	400
702, 3, 4	Other lodging places	††	††	††	††	2	(D)	(D)	(D)	(D)
72	Personal services	††	††	††	††	89	15 435	5 935	1 420	736
721	Laundry, cleaning, and garment services	††	††	††	††	18	6 581	2 493	640	256
7215	Coin-operated laundries and dry cleaning	††	††	††	††	8	1 665	484	130	64
721 ex. 7215	Other laundry, cleaning, and garment services	††	††	††	††	10	4 916	2 009	510	192
7211	Power laundries, family and commercial*	**	**	**	**	-	-	-	-	-
7216	Dry-cleaning plants, except rug cleaning*	**	**	**	**	6	(D)	(D)	(D)	(D)
Other 721	Laundry and cleaning services, n.e.c.*	**	**	**	**	4	(D)	(D)	(D)	(D)
722	Photographic studios, portrait	††	††	††	††	8	1 069	235	51	38
723, 4	Beauty and barber shops	††	††	††	††	41	3 343	1 887	401	242
723	Beauty shops	††	††	††	††	32	2 810	1 587	331	210
724	Barber shops	††	††	††	††	9	533	300	70	32
725	Shoe repair, shoe shine, and hat-cleaning shops	††	††	††	††	2	(D)	(D)	(D)	(D)
726	Funeral service and crematories	††	††	††	††	6	1 823	510	143	23
729	Miscellaneous personal services	††	††	††	††	14	(D)	(D)	(D)	(D)
73	Business services	††	††	††	††	89	23 499	9 965	2 166	886
731	Advertising	††	††	††	††	7	2 431	793	208	48
734	Services to dwellings and other buildings	††	††	††	††	14	1 960	965	197	163
737	Computer and data processing services	††	††	††	††	9	6 797	3 482	663	165
7392	Management, consulting, and public relations services	††	††	††	††	14	1 297	570	129	46
7394	Equipment rental and leasing services	††	††	††	††	6	3 061	751	169	60
Other 73	Other business services	††	††	††	††	39	7 953	3 404	800	404
75	Automotive repair, services, and garages	††	††	††	††	49	13 203	3 524	788	321
751	Automotive rental and leasing, without drivers	††	††	††	††	7	2 560	271	58	28
752	Automobile parking	††	††	††	††	2	(D)	(D)	(D)	(D)
753	Automotive repair shops	††	††	††	††	33	9 380	2 829	624	235
7538	General automotive repair shops	††	††	††	††	11	2 366	729	170	57
7531	Top and body repair shops	††	††	††	††	9	2 004	676	147	58
7534, 5, 9	Other automotive repair shops	††	††	††	††	13	5 010	1 424	307	120
754	Automotive services, except repair	††	††	††	††	7	(D)	(D)	(D)	(D)

Table 4a. **Summary Statistics for Firms Subject to Federal Income Tax for Standard Metropolitan Statistical Areas: 1982—Con.**

[For meaning of abbreviations and symbols, see introductory text. For explanation of terms and comparability of 1977 and 1982 censuses, see appendix A. For definitions of SMSA's, see appendix D.]

SIC code	Geographic area and kind of business or operation	All establishments				Establishments with payroll				
		Number	Receipts (\$1,000)	Unincorporated businesses or operations		Number	Receipts (\$1,000)	Annual payroll (\$1,000)	First quarter payroll (\$1,000)	Paid employees for pay period including March 12 (number)
				Individual proprietorships (number)	Partnerships (number)					
LAFAYETTE-WEST LAFAYETTE SMSA—Con.										
76	Miscellaneous repair services	††	††	††	††	26	4 878	1 646	387	120
762	Electrical and electronic repair shops	††	††	††	††	11	2 105	776	185	53
7622	Radio and TV repair shops	††	††	††	††	7	483	136	28	12
7623, 9	Other electrical and electronic repair shops	††	††	††	††	4	1 622	640	157	41
764	Reupholstery and furniture repair	††	††	††	††	8	591	201	43	21
763, 9	Other repair shops and related services	††	††	††	††	7	2 182	669	159	46
78, 79	Amusement and recreation services, including motion pictures	††	††	††	††	27	(D)	(D)	(D)	(D)
781, 2	Motion picture production, distribution, and services	††	††	††	††	-	-	-	-	-
783	Motion picture theaters	††	††	††	††	7	(D)	(D)	(D)	(D)
792	Producers, orchestras, and entertainers	††	††	††	††	3	(D)	(D)	(D)	(D)
793	Bowling alleys and billiards and pool establishments	††	††	††	††	4	1 733	428	126	88
79 ex. 792, 3	Commercial sports and other amusement and recreation services	††	††	††	††	13	1 928	492	85	63
80, ex. 806	Health services, except hospitals	††	††	††	††	150	52 415	25 088	6 816	1 246
801	Offices of physicians	††	††	††	††	71	32 015	17 687	5 098	523
802	Offices of dentists	††	††	††	††	47	7 540	2 512	462	190
803	Offices of osteopathic physicians	††	††	††	††	-	-	-	-	-
8041	Offices of chiropractors	††	††	††	††	4	233	64	14	6
8042	Offices of optometrists	††	††	††	††	8	1 305	184	39	21
805	Nursing and personal care facilities	††	††	††	††	7	6 903	2 687	708	398
8049, 807, 8, 9	Other health services	††	††	††	††	13	4 419	1 954	495	108
81	Legal services	††	††	††	††	39	9 012	1 855	432	158
823, 4, 9	Selected educational services	††	††	††	††	5	(D)	(D)	(D)	(D)
891	Engineering, architectural, and surveying services	††	††	††	††	16	3 777	2 047	517	127
893	Accounting, auditing, and bookkeeping services	††	††	††	††	22	3 440	1 500	394	114
83, 892, 9	Social and other services	††	††	††	††	21	1 263	587	118	98
83	Social services	††	††	††	††	15	895	430	103	90
892, 9	Other services	††	††	††	††	6	368	157	15	8
LOUISVILLE, KY.-IND., SMSA										
	Total	††	††	††	††	4 679	1 459 712	546 121	127 472	43 664
70	Hotels, motels, and other lodging places	††	††	††	††	87	97 826	26 992	5 674	3 845
7011	Hotels, motor hotels, and motels	††	††	††	††	76	96 744	26 678	5 607	3 803
7011 pt.	Hotels	††	††	††	††	28	76 244	21 750	4 451	2 945
7011 pt.	Hotels, 25 guestrooms or more	††	††	††	††	25	76 079	21 711	4 442	2 932
7011 pt.	Hotels, less than 25 guestrooms	††	††	††	††	3	165	39	9	13
7011 pt.	Motels, motor hotels, and tourist courts	††	††	††	††	48	20 500	4 928	1 156	858
7011 pt.	Motels, tourist courts	††	††	††	††	40	17 880	4 340	1 020	761
7011 pt.	Motor hotels	††	††	††	††	8	2 620	588	136	97
702, 3, 4	Other lodging places	††	††	††	††	11	1 082	314	67	42
703	Trailer parks and camps	††	††	††	††	6	892	244	47	26
702, 4	Rooming, boarding, and membership lodging	††	††	††	††	5	190	70	20	16
72	Personal services	††	††	††	††	677	107 444	39 358	9 940	5 178
721	Laundry, cleaning, and garment services	††	††	††	††	183	47 262	18 304	4 348	2 004
7215	Coin-operated laundries and dry cleaning	††	††	††	††	48	3 621	877	218	172
721 ex. 7215	Other laundry, cleaning, and garment services	††	††	††	††	135	43 641	17 427	4 130	1 832
7211	Power laundries, family and commercial*	††	††	††	††	7	1 679	743	195	122
7216	Dry-cleaning plants, except rug cleaning*	††	††	††	††	89	13 572	5 198	1 273	778
Other 721	Laundry and cleaning services, n.e.c.*	††	††	††	††	39	28 390	11 486	2 662	932
7212	Garment pressing and agents for laundries and dry cleaners	††	††	††	††	7	404	129	32	26
7213	Linen supply*	††	††	††	††	2	(D)	(D)	(D)	(D)
7217	Carpet and upholstery cleaning	††	††	††	††	13	1 065	288	65	64
7218	Industrial laundries*	††	††	††	††	8	(D)	(D)	(D)	(D)
7214, 9	Other laundry, garment services, including diaper*	††	††	††	††	9	(D)	(D)	(D)	(D)
722	Photographic studios, portrait	††	††	††	††	26	4 583	1 336	332	255
723, 4	Beauty and barber shops	††	††	††	††	311	20 274	9 487	2 177	1 217
723	Beauty shops	††	††	††	††	284	18 730	8 751	2 011	1 160
724	Barber shops	††	††	††	††	27	1 544	736	166	57
725	Shoe repair, shoe shine, and hat-cleaning shops	††	††	††	††	13	647	206	56	30
726	Funeral service and crematories	††	††	††	††	59	18 318	4 739	1 200	353
729	Miscellaneous personal services	††	††	††	††	85	16 360	5 286	1 907	1 319

Table 4a. Summary Statistics for Firms Subject to Federal Income Tax for Standard Metropolitan Statistical Areas: 1982—Con.

[For meaning of abbreviations and symbols, see introductory text. For explanation of terms and comparability of 1977 and 1982 censuses, see appendix A. For definitions of SMSA's, see appendix D]

SIC code	Geographic area and kind of business or operation	All establishments				Establishments with payroll				Paid employees for pay period including March 12 (number)
		Number	Receipts (\$1,000)	Unincorporated businesses or operations		Number	Receipts (\$1,000)	Annual payroll (\$1,000)	First quarter payroll (\$1,000)	
				Individual proprietorships (number)	Partnerships (number)					
	LOUISVILLE, KY.-IND., SMSA—Con.									
73	Business services -----	††	††	††	††	711	301 201	134 242	31 896	12 012
731	Advertising -----	††	††	††	††	64	22 283	9 643	2 589	486
7311	Advertising agencies -----	††	††	††	††	51	14 726	7 278	2 051	353
7312	Outdoor advertising services -----	**	**	**	**	3	(D)	(D)	(D)	(D)
7313	Radio, TV, publishers' advertising representatives -----	**	**	**	**	3	(D)	(D)	(D)	(D)
7319	Advertising, n.e.c. -----	**	**	**	**	7	792	274	54	20
734	Services to dwellings and other buildings -----	††	††	††	††	121	26 333	14 046	3 268	2 107
7341	Window cleaning -----	**	**	**	**	6	307	106	20	12
7342	Disinfecting and exterminating services -----	**	**	**	**	24	7 052	3 071	693	237
7349	Cleaning and maintenance services, n.e.c. -----	**	**	**	**	91	18 974	10 869	2 555	1 858
737	Computer and data processing services -----	††	††	††	††	51	27 854	9 670	2 070	495
7372	Computer programming and other software services -----	**	**	**	**	19	6 960	2 609	550	131
7374	Data processing services -----	**	**	**	**	23	14 821	5 061	1 081	273
7379	Computer related services, n.e.c. -----	**	**	**	**	9	6 073	2 000	439	91
7392	Management, consulting, and public relations services -----	††	††	††	††	96	56 630	24 775	5 549	1 579
7394	Equipment rental and leasing services -----	††	††	††	††	54	22 292	5 477	1 294	322
Other 73	Other business services -----	††	††	††	††	325	145 809	70 631	17 126	7 023
732	Credit reporting, collection agencies -----	**	**	**	**	32	18 337	8 515	2 156	463
7331	Direct mail advertising services -----	**	**	**	**	5	(D)	(D)	(D)	(D)
7332	Blueprinting and photocopying services -----	**	**	**	**	9	774	198	43	19
7333	Commercial photography, art, and graphics -----	**	**	**	**	36	11 228	3 944	866	257
7339	Stenographic services; and reproduction services, n.e.c. -----	**	**	**	**	8	303	104	26	9
736	Personnel supply services -----	**	**	**	**	58	35 717	25 322	6 141	2 800
7361	Employment agencies -----	**	**	**	**	30	(D)	(D)	(D)	(D)
7362	Help supply services -----	**	**	**	**	27	29 846	22 578	5 410	2 567
7369	Facilities management services -----	**	**	**	**	1	(D)	(D)	(D)	(D)
7391	Research and development laboratories -----	**	**	**	**	5	399	170	42	18
7397	Testing laboratories and facilities -----	**	**	**	**	13	3 275	1 759	412	99
7399	Detective agencies and protective services -----	**	**	**	**	52	28 213	15 828	3 930	2 064
7395	Photofinishing laboratories* -----	**	**	**	**	11	12 696	2 866	671	303
7399 pt.	Sign painting shops -----	**	**	**	**	8	1 105	332	66	27
7399 pt.	Interior designing -----	**	**	**	**	7	2 086	287	69	30
7399 pt.	Telephone answering services -----	**	**	**	**	7	1 459	643	159	96
735, 7396, 7399 pt.	Other business services, n.e.c. -----	**	**	**	**	74	(D)	(D)	(D)	(D)
75	Automotive repair, services, and garages -----	††	††	††	††	471	127 143	29 547	6 938	2 568
751	Automotive rental and leasing, without drivers -----	††	††	††	††	39	45 824	7 001	1 688	468
752	Automobile parking -----	††	††	††	††	68	6 753	1 530	371	208
7523	Parking lots -----	**	**	**	**	56	3 129	815	199	124
7525	Parking structures -----	**	**	**	**	12	3 624	715	172	84
753	Automotive repair shops -----	††	††	††	††	313	64 721	18 172	4 208	1 489
7538	General automotive repair shops -----	††	††	††	††	133	24 703	6 329	1 473	553
7538 pt.	General automotive repair shops, except diesel -----	**	**	**	**	124	22 232	5 745	1 326	507
7538 pt.	Diesel repair shops -----	**	**	**	**	9	2 471	584	147	46
7531	Top and body repair shops -----	††	††	††	††	79	21 455	6 153	1 405	485
7534, 5, 9	Other automotive repair shops -----	††	††	††	††	101	18 563	5 690	1 330	451
7534	Tire retreading and repair shops -----	**	**	**	**	5	(D)	(D)	(D)	(D)
7535	Paint shops -----	**	**	**	**	12	1 385	391	79	40
7539 pt.	Auto electrical and fuel system services -----	**	**	**	**	9	1 193	380	93	37
7539 pt.	Radiator repair -----	**	**	**	**	8	1 508	480	119	33
7539 pt.	Glass replacement and repair -----	**	**	**	**	11	3 203	837	206	66
7539 pt.	Brake, front end, and wheel alignment -----	**	**	**	**	14	3 668	1 473	337	85
7539 pt.	Exhaust system services (muffler shops) -----	**	**	**	**	10	1 993	504	98	33
7539 pt.	Transmission repair shops -----	**	**	**	**	30	4 388	1 272	306	129
7539 pt.	Other automotive repair shops, n.e.c. -----	**	**	**	**	2	(D)	(D)	(D)	(D)
754	Automotive services, except repair -----	††	††	††	††	51	9 845	2 844	671	403
7542	Car washes -----	**	**	**	**	31	5 952	1 783	413	299
7549	Other automotive services -----	**	**	**	**	20	3 893	1 061	258	104
76	Miscellaneous repair services -----	††	††	††	††	237	51 990	18 265	4 280	1 268
762	Electrical and electronic repair shops -----	††	††	††	††	85	20 495	6 837	1 626	459
7622	Radio and TV repair shops -----	††	††	††	††	44	8 601	2 593	592	194
7623, 9	Other electrical and electronic repair shops -----	††	††	††	††	41	11 894	4 244	1 034	265
7623	Refrigeration and air-conditioning repair shops -----	**	**	**	**	9	1 551	501	128	34
7629	Electrical and electronic repair shops, n.e.c. -----	**	**	**	**	32	10 343	3 743	906	231
764	Reupholstery and furniture repair -----	††	††	††	††	19	1 602	496	107	57
763, 9	Other repair shops and related services -----	††	††	††	††	133	29 893	10 932	2 547	752
763	Watch, clock, and jewelry repair -----	**	**	**	**	8	691	247	51	24
769	Miscellaneous repair and related services -----	**	**	**	**	125	29 202	10 685	2 496	728
7692	Welding repair -----	**	**	**	**	11	1 645	576	149	47
7694	Armature rewinding shops -----	**	**	**	**	8	7 321	2 578	599	116
7699	Repair shops and related services, n.e.c. -----	**	**	**	**	106	20 236	7 531	1 748	565

Table 4a. Summary Statistics for Firms Subject to Federal Income Tax for Standard Metropolitan Statistical Areas: 1982—Con.

[For meaning of abbreviations and symbols, see introductory text. For explanation of terms and comparability of 1977 and 1982 censuses, see appendix A. For definitions of SMSA's, see appendix D.]

SIC code	Geographic area and kind of business or operation	All establishments				Establishments with payroll				
		Number	Receipts (\$1,000)	Unincorporated businesses or operations		Number	Receipts (\$1,000)	Annual payroll (\$1,000)	First quarter payroll (\$1,000)	Paid employees for pay period including March 12 (number)
				Individual proprietorships (number)	Partnerships (number)					
LOUISVILLE, KY.-IND., SMSA—Con.										
78, 79	Amusement and recreation services, including motion pictures...	††	††	††	††	248	98 613	29 113	5 089	2 980
781, 2	Motion picture production, distribution, and services	††	††	††	††	9	(D)	(D)	(D)	(D)
783	Motion picture theaters	††	††	††	††	25	11 561	2 037	461	357
7832	Motion picture theaters, except drive-in	**	**	**	**	16	10 420	1 747	430	310
7833	Drive-in motion picture theaters	**	**	**	**	9	1 141	290	31	47
792	Producers, orchestras, and entertainers	††	††	††	††	28	(D)	(D)	(D)	(D)
7922	Theatrical producers (except motion picture) and miscellaneous theatrical services	**	**	**	**	11	5 155	1 770	367	129
7929	Bands, orchestras, actors, and other entertainers and entertainment groups	**	**	**	**	17	(D)	(D)	(D)	(D)
793	Bowling alleys and billiards and pool establishments	††	††	††	††	36	14 484	4 869	1 319	908
7932	Billiard and pool establishments	††	††	††	††	5	391	96	27	18
7933	Bowling alleys	††	††	††	††	31	14 093	4 773	1 292	890
79 ex. 792, 3	Commercial sports and other amusement and recreation services ..	††	††	††	††	150	56 363	17 458	2 163	1 337
794	Commercial sports	††	††	††	††	14	35 350	12 390	1 009	488
7941	Professional sports clubs, managers, promoters	††	††	††	††	2	(D)	(D)	(D)	(D)
7948	Racing, including track operation	††	††	††	††	12	(D)	(D)	(D)	(D)
79 ex. 792, 3, 4	Other amusement and recreation services	††	††	††	††	136	21 013	5 068	1 154	849
791	Dance halls, studios, and schools	**	**	**	**	16	890	290	73	91
7992	Public golf courses	**	**	**	**	8	888	167	31	19
7993	Coin-operated amusement device operators	**	**	**	**	26	6 332	1 364	259	121
7996	Amusement parks	**	**	**	**	-	-	-	-	-
7997	Membership sports and recreation clubs	**	**	**	**	30	5 293	1 455	380	280
7999	Amusement and recreation services, n.e.c.	**	**	**	**	56	7 610	1 792	411	338
7999 pt.	Concession operators of amusement devices, rides	**	**	**	**	-	-	-	-	-
7999 pt.	Carnivals, circuses, and fairs	**	**	**	**	2	(D)	(D)	(D)	(D)
7999 pt.	Other commercial recreation and amusements	**	**	**	**	54	(D)	(D)	(D)	(D)
80, ex. 806	Health services, except hospitals	††	††	††	††	1 362	380 693	171 755	40 727	9 695
801	Offices of physicians	††	††	††	††	755	244 309	118 845	28 170	3 868
802	Offices of dentists	††	††	††	††	387	49 741	15 469	3 503	1 304
803	Offices of osteopathic physicians	††	††	††	††	1	(D)	(D)	(D)	(D)
8041	Offices of chiropractors	††	††	††	††	40	(D)	(D)	(D)	(D)
8042	Offices of optometrists	††	††	††	††	40	5 994	1 392	305	107
805	Nursing and personal care facilities	††	††	††	††	43	49 973	24 433	6 119	3 475
8049, 807, 8, 9	Other health services	††	††	††	††	96	27 375	10 717	2 409	825
807	Medical and dental laboratories	††	††	††	††	35	12 545	5 384	1 206	389
8071	Medical laboratories	††	††	††	††	11	8 171	3 269	747	247
8072	Dental laboratories	††	††	††	††	24	4 374	2 115	459	142
8049, 808, 9	Other health services, n.e.c.	††	††	††	††	61	14 830	5 333	1 203	436
81	Legal services	††	††	††	††	433	117 703	30 738	6 558	2 014
823, 4, 9	Selected educational services	††	††	††	††	22	12 082	4 465	860	305
823	Libraries and information centers	**	**	**	**	-	-	-	-	-
824	Correspondence schools and vocational schools	**	**	**	**	10	(D)	(D)	(D)	(D)
829	Schools and educational services, n.e.c.	**	**	**	**	12	(D)	(D)	(D)	(D)
891	Engineering, architectural, and surveying services	††	††	††	††	138	93 655	33 134	8 675	1 589
891 pt.	Architectural services	**	**	**	**	44	17 631	6 299	1 548	331
891 pt.	Engineering services	**	**	**	**	81	74 069	25 889	6 898	1 191
891 pt.	Surveying services	**	**	**	**	13	1 955	946	229	67
893	Accounting, auditing, and bookkeeping services	††	††	††	††	180	58 172	22 966	5 540	1 279
83, 892, 9	Social and other services	††	††	††	††	113	13 190	5 546	1 295	931
83	Social services	**	**	**	**	101	12 039	5 148	1 208	893
835	Child day care services	**	**	**	**	77	7 624	3 256	767	704
832, 3, 6, 9	Other social services	**	**	**	**	24	4 415	1 892	441	189
892, 9	Other services	**	**	**	**	12	1 151	398	87	38

Table 4a. Summary Statistics for Firms Subject to Federal Income Tax for Standard Metropolitan Statistical Areas: 1982—Con.

[For meaning of abbreviations and symbols, see introductory text. For explanation of terms and comparability of 1977 and 1982 censuses, see appendix A. For definitions of SMSA's, see appendix D.]

SIC code	Geographic area and kind of business or operation	All establishments				Establishments with payroll				
		Number	Receipts (\$1,000)	Unincorporated businesses or operations		Number	Receipts (\$1,000)	Annual payroll (\$1,000)	First quarter payroll (\$1,000)	Paid employees for pay period including March 12 (number)
				Individual proprietorships (number)	Partnerships (number)					
MUNCIE SMSA										
	Total	††	††	††	††	575	149 557	53 846	13 416	4 596
70	Hotels, motels, and other lodging places	††	††	††	††	11	4 382	1 567	393	297
7011	Hotels, motor hotels, and motels.....	††	††	††	††	10	(D)	(D)	(D)	(D)
7011 pt.	Hotels.....	††	††	††	††	1	(D)	(D)	(D)	(D)
7011 pt.	Motels, motor hotels, and tourist courts.....	††	††	††	††	9	(D)	(D)	(D)	(D)
702, 3, 4	Other lodging places.....	††	††	††	††	1	(D)	(D)	(D)	(D)
72	Personal services	††	††	††	††	84	24 952	7 171	1 715	858
721	Laundry, cleaning, and garment services.....	††	††	††	††	26	10 208	3 632	870	381
7215	Coin-operated laundries and dry cleaning.....	††	††	††	††	7	588	172	43	29
721 ex.	Other laundry, cleaning, and garment services.....	††	††	††	††	19	9 620	3 460	827	352
7215	Power laundries, family and commercial*.....	-	-	-	-	-
7216	Dry-cleaning plants, except rug cleaning*.....	10	(D)	(D)	(D)	(D)
Other 721	Laundry and cleaning services, n.e.c.*.....	9	(D)	(D)	(D)	(D)
722	Photographic studios, portrait.....	††	††	††	††	4	(D)	(D)	(D)	(D)
723, 4	Beauty and barber shops.....	††	††	††	††	36	2 435	1 207	289	176
723	Beauty shops.....	††	††	††	††	31	2 229	1 132	269	165
724	Barber shops.....	††	††	††	††	5	206	75	20	11
725	Shoe repair, shoe shine, and hat-cleaning shops.....	††	††	††	††	1	(D)	(D)	(D)	(D)
726	Funeral service and crematories.....	††	††	††	††	7	2 318	717	148	43
729	Miscellaneous personal services.....	††	††	††	††	10	(D)	(D)	(D)	(D)
73	Business services	††	††	††	††	70	25 102	9 463	2 390	804
731	Advertising.....	††	††	††	††	6	1 684	639	141	37
734	Services to dwellings and other buildings.....	††	††	††	††	14	1 548	697	152	96
737	Computer and data processing services.....	††	††	††	††	6	3 658	1 318	328	80
7392	Management, consulting, and public relations services.....	††	††	††	††	4	876	433	82	25
7394	Equipment rental and leasing services.....	††	††	††	††	6	2 250	447	58	21
Other 73	Other business services.....	††	††	††	††	34	15 086	5 929	1 629	545
75	Automotive repair, services, and garages	††	††	††	††	68	14 674	3 587	843	293
751	Automotive rental and leasing, without drivers.....	††	††	††	††	5	2 293	309	98	27
752	Automobile parking.....	††	††	††	††	-	-	-	-	-
753	Automotive repair shops.....	††	††	††	††	55	11 568	3 042	688	220
7538	General automotive repair shops.....	††	††	††	††	13	2 665	873	186	67
7531	Top and body repair shops.....	††	††	††	††	17	2 049	572	124	37
7534, 5, 9	Other automotive repair shops.....	††	††	††	††	25	6 854	1 597	378	116
754	Automotive services, except repair.....	††	††	††	††	8	813	236	57	46
76	Miscellaneous repair services	††	††	††	††	22	1 879	501	106	55
762	Electrical and electronic repair shops.....	††	††	††	††	4	285	63	13	5
7622	Radio and TV repair shops.....	††	††	††	††	3	(D)	(D)	(D)	(D)
7623, 9	Other electrical and electronic repair shops.....	††	††	††	††	1	(D)	(D)	(D)	(D)
764	Reupholstery and furniture repair.....	††	††	††	††	2	(D)	(D)	(D)	(D)
763, 9	Other repair shops and related services.....	††	††	††	††	16	(D)	(D)	(D)	(D)
78, 79	Amusement and recreation services, including motion pictures	††	††	††	††	45	7 784	1 897	455	310
781, 2	Motion picture production, distribution, and services.....	††	††	††	††	1	(D)	(D)	(D)	(D)
783	Motion picture theaters.....	††	††	††	††	7	2 081	363	83	65
792	Producers, orchestras, and entertainers.....	††	††	††	††	-	-	-	-	-
793	Bowling alleys and billiards and pool establishments.....	††	††	††	††	5	(D)	(D)	(D)	(D)
79 ex. 792, 3	Commercial sports and other amusement and recreation services.....	††	††	††	††	32	4 195	1 046	236	150
80, ex. 806	Health services, except hospitals	††	††	††	††	196	55 850	25 456	6 349	1 628
801	Offices of physicians.....	††	††	††	††	99	28 932	14 843	3 577	454
802	Offices of dentists.....	††	††	††	††	51	7 107	2 611	650	174
803	Offices of osteopathic physicians.....	††	††	††	††	-	-	-	-	-
8041	Offices of chiropractors.....	††	††	††	††	10	532	102	31	11
8042	Offices of optometrists.....	††	††	††	††	12	2 610	585	178	51
805	Nursing and personal care facilities.....	††	††	††	††	11	10 898	5 392	1 323	712
8049, 807, 8, 9	Other health services.....	††	††	††	††	13	5 771	1 923	590	226
81	Legal services	††	††	††	††	33	8 205	1 745	531	112
823, 4, 9	Selected educational services	††	††	††	††	-	-	-	-	-
891	Engineering, architectural, and surveying services	††	††	††	††	11	1 062	436	103	38
893	Accounting, auditing, and bookkeeping services	††	††	††	††	24	5 095	1 760	470	153
83, 892, 9	Social and other services	††	††	††	††	11	572	263	61	48
83	Social services.....	11	572	263	61	48
892, 9	Other services.....	-	-	-	-	-

Table 4a. Summary Statistics for Firms Subject to Federal Income Tax for Standard Metropolitan Statistical Areas: 1982—Con.

[For meaning of abbreviations and symbols, see introductory text. For explanation of terms and comparability of 1977 and 1982 censuses, see appendix A. For definitions of SMSA's, see appendix D]

SIC code	Geographic area and kind of business or operation	All establishments				Establishments with payroll				
		Number	Receipts (\$1,000)	Unincorporated businesses or operations		Number	Receipts (\$1,000)	Annual payroll (\$1,000)	First quarter payroll (\$1,000)	Paid employees for pay period including March 12 (number)
				Individual proprietorships (number)	Partnerships (number)					
SOUTH BEND SMSA										
	Total	††	††	††	††	1 559	436 621	160 816	38 357	13 173
70	Hotels, motels, and other lodging places	††	††	††	††	23	21 204	6 076	1 473	886
7011	Hotels, motor hotels, and motels.....	††	††	††	††	21	(D)	(D)	(D)	(D)
7011 pt.	Hotels.....	††	††	††	††	6	(D)	(D)	(D)	(D)
7011 pt.	Motels, motor hotels, and tourist courts.....	††	††	††	††	15	9 340	2 508	563	383
702, 3, 4	Other lodging places.....	††	††	††	††	2	(D)	(D)	(D)	(D)
72	Personal services	††	††	††	††	241	32 468	12 663	2 977	1 408
721	Laundry, cleaning, and garment services.....	††	††	††	††	52	14 673	6 207	1 457	542
7215	Coin-operated laundries and dry cleaning.....	††	††	††	††	22	1 395	330	72	69
721 ex.	Other laundry, cleaning, and garment services.....	††	††	††	††	30	13 278	5 877	1 385	473
7215	Power laundries, family and commercial*.....	**	**	**	**	-	-	-	-	-
7211	Dry-cleaning plants, except rug cleaning*.....	**	**	**	**	17	4 675	2 272	493	239
7216	Laundry and cleaning services, n.e.c.*.....	**	**	**	**	13	8 603	3 605	892	234
Other 721										
722	Photographic studios, portrait.....	††	††	††	††	12	1 061	224	52	39
723, 4	Beauty and barber shops.....	††	††	††	††	120	7 139	3 336	773	443
723	Beauty shops.....	††	††	††	††	107	6 179	2 863	662	400
724	Barber shops.....	††	††	††	††	13	960	473	111	43
725	Shoe repair, shoe shine, and hat-cleaning shops.....	††	††	††	††	2	(D)	(D)	(D)	(D)
726	Funeral service and crematories.....	††	††	††	††	22	5 337	1 473	357	138
729	Miscellaneous personal services.....	††	††	††	††	33	(D)	(D)	(D)	(D)
73	Business services	††	††	††	††	254	80 683	35 399	8 568	3 192
731	Advertising.....	††	††	††	††	22	5 106	2 466	641	140
734	Services to dwellings and other buildings.....	††	††	††	††	34	7 693	3 848	895	688
737	Computer and data processing services.....	††	††	††	††	15	8 116	2 680	657	145
7392	Management, consulting, and public relations services.....	††	††	††	††	46	10 917	4 986	1 295	291
7394	Equipment rental and leasing services.....	††	††	††	††	19	10 129	2 997	758	204
Other 73	Other business services.....	††	††	††	††	118	38 722	18 422	4 322	1 724
75	Automotive repair, services, and garages	††	††	††	††	155	45 516	8 947	1 969	756
751	Automotive rental and leasing, without drivers.....	††	††	††	††	18	16 389	1 331	317	101
752	Automobile parking.....	††	††	††	††	11	978	207	45	56
753	Automotive repair shops.....	††	††	††	††	108	22 948	6 370	1 419	486
7538	General automotive repair shops.....	††	††	††	††	38	5 112	1 511	334	112
7531	Top and body repair shops.....	††	††	††	††	35	8 387	2 281	531	174
7534, 5, 9	Other automotive repair shops.....	††	††	††	††	35	9 449	2 578	554	200
754	Automotive services, except repair.....	††	††	††	††	18	5 201	1 039	188	113
76	Miscellaneous repair services	††	††	††	††	80	24 155	9 195	2 270	515
762	Electrical and electronic repair shops.....	††	††	††	††	32	6 337	1 906	440	132
7622	Radio and TV repair shops.....	††	††	††	††	12	1 401	319	65	30
7623, 9	Other electrical and electronic repair shops.....	††	††	††	††	20	4 936	1 587	375	102
764	Reupholstery and furniture repair.....	††	††	††	††	8	639	238	50	24
763, 9	Other repair shops and related services.....	††	††	††	††	40	17 179	7 051	1 780	359
78, 79	Amusement and recreation services, including motion pictures	††	††	††	††	71	18 147	4 461	1 055	637
781, 2	Motion picture production, distribution, and services.....	††	††	††	††	2	(D)	(D)	(D)	(D)
783	Motion picture theaters.....	††	††	††	††	11	4 077	838	205	147
792	Producers, orchestras, and entertainers.....	††	††	††	††	6	44	24	6	14
793	Bowling alleys and billiards and pool establishments.....	††	††	††	††	13	(D)	(D)	(D)	(D)
79 ex. 792, 3	Commercial sports and other amusement and recreation services.....	††	††	††	††	39	9 166	2 300	512	301
80, ex. 806	Health services, except hospitals	††	††	††	††	447	145 113	58 959	14 037	4 107
801	Offices of physicians.....	††	††	††	††	211	63 513	27 574	6 493	1 095
802	Offices of dentists.....	††	††	††	††	111	21 182	6 619	1 573	524
803	Offices of osteopathic physicians.....	††	††	††	††	33	6 111	2 300	559	117
8041	Offices of chiropractors.....	††	††	††	††	9	1 283	211	71	24
8042	Offices of optometrists.....	††	††	††	††	22	4 892	863	151	65
805	Nursing and personal care facilities.....	††	††	††	††	17	24 307	11 585	3 120	1 549
8049, 807, 8, 9	Other health services.....	††	††	††	††	44	23 825	9 807	2 070	733
81	Legal services	††	††	††	††	143	24 558	6 176	1 107	431
823, 4, 9	Selected educational services	††	††	††	††	5	504	191	40	12
891	Engineering, architectural, and surveying services	††	††	††	††	50	16 571	8 358	2 165	444
893	Accounting, auditing, and bookkeeping services	††	††	††	††	50	24 003	8 975	2 347	548
83, 892, 9	Social and other services	††	††	††	††	40	3 699	1 416	349	237
83	Social services.....	**	**	**	**	33	3 291	1 288	322	227
892, 9	Other services.....	**	**	**	**	7	408	128	27	10

Table 4a. Summary Statistics for Firms Subject to Federal Income Tax for Standard Metropolitan Statistical Areas: 1982—Con.

[For meaning of abbreviations and symbols, see introductory text. For explanation of terms and comparability of 1977 and 1982 censuses, see appendix A. For definitions of SMSA's, see appendix D.]

SIC code	Geographic area and kind of business or operation	All establishments				Establishments with payroll				
		Number	Receipts (\$1,000)	Unincorporated businesses or operations		Number	Receipts (\$1,000)	Annual payroll (\$1,000)	First quarter payroll (\$1,000)	Paid employees for pay period including March 12 (number)
				Individual proprietorships (number)	Partnerships (number)					
	TERRE HAUTE SMSA									
	Total	††	††	††	††	744	156 461	53 019	11 680	5 158
70	Hotels, motels, and other lodging places	††	††	††	††	22	9 788	2 361	527	392
7011	Hotels, motor hotels, and motels.....	††	††	††	††	20	(D)	(D)	(D)	(D)
7011 pt.	Hotels.....	††	††	††	††	2	(D)	(D)	(D)	(D)
7011 pt.	Hotels, motor hotels, and tourist courts.....	††	††	††	††	18	9 349	2 279	503	369
702, 3, 4	Other lodging places.....	††	††	††	††	2	(D)	(D)	(D)	(D)
72	Personal services	††	††	††	††	133	19 461	6 029	1 448	813
721	Laundry, cleaning, and garment services.....	††	††	††	††	34	8 039	2 539	578	313
7215	Coin-operated laundries and dry cleaning.....	††	††	††	††	15	1 733	312	72	69
721 ex.	Other laundry, cleaning, and garment services.....	††	††	††	††	19	6 306	2 227	506	244
7215	Power laundries, family and commercial*.....	**	**	**	**	-	-	-	-	-
7211	Dry-cleaning plants, except rug cleaning*.....	**	**	**	**	11	1 413	639	152	117
7216	Laundry and cleaning services, n.e.c.*.....	**	**	**	**	8	4 893	1 588	354	127
Other 721										
722	Photographic studios, portrait.....	††	††	††	††	7	668	154	39	28
723, 4	Beauty and barber shops.....	††	††	††	††	51	2 858	1 339	351	195
723	Beauty shops.....	††	††	††	††	47	2 810	1 313	347	191
724	Barber shops.....	††	††	††	††	4	48	26	4	4
725	Shoe repair, shoe shine, and hat-cleaning shops.....	††	††	††	††	1	(D)	(D)	(D)	(D)
726	Funeral service and crematories.....	††	††	††	††	22	4 909	1 257	294	93
729	Miscellaneous personal services.....	††	††	††	††	18	(D)	(D)	(D)	(D)
73	Business services	††	††	††	††	98	18 391	7 426	1 641	826
731	Advertising.....	††	††	††	††	3	522	201	56	19
734	Services to dwellings and other buildings.....	††	††	††	††	30	3 534	1 657	347	272
737	Computer and data processing services.....	††	††	††	††	6	2 647	1 190	251	76
7392	Management, consulting, and public relations services.....	††	††	††	††	16	4 736	1 685	355	195
7394	Equipment rental and leasing services.....	††	††	††	††	6	785	353	80	17
Other 73	Other business services.....	††	††	††	††	37	6 167	2 340	552	247
75	Automotive repair, services, and garages	††	††	††	††	68	13 459	3 065	681	297
751	Automotive rental and leasing, without drivers.....	††	††	††	††	9	2 407	417	104	35
752	Automobile parking.....	††	††	††	††	1	(D)	(D)	(D)	(D)
753	Automotive repair shops.....	††	††	††	††	50	9 614	2 217	487	194
7538	General automotive repair shops.....	††	††	††	††	25	4 813	883	204	86
7531	Top and body repair shops.....	††	††	††	††	11	1 240	342	82	26
7534, 5, 9	Other automotive repair shops.....	††	††	††	††	14	3 561	992	201	82
754	Automotive services, except repair.....	††	††	††	††	8	(D)	(D)	(D)	(D)
76	Miscellaneous repair services	††	††	††	††	38	5 894	1 642	382	124
762	Electrical and electronic repair shops.....	††	††	††	††	14	1 297	402	94	34
7622	Radio and TV repair shops.....	††	††	††	††	9	638	174	40	17
7623, 9	Other electrical and electronic repair shops.....	††	††	††	††	5	659	228	54	17
764	Reupholstery and furniture repair.....	††	††	††	††	6	327	86	18	12
763, 9	Other repair shops and related services.....	††	††	††	††	18	4 270	1 154	270	78
78, 79	Amusement and recreation services, including motion pictures	††	††	††	††	40	(D)	(D)	(D)	(D)
781, 2	Motion picture production, distribution, and services.....	††	††	††	††	-	-	-	-	-
783	Motion picture theaters.....	††	††	††	††	11	2 674	585	120	97
792	Producers, orchestras, and entertainers.....	††	††	††	††	2	(D)	(D)	(D)	(D)
793	Bowling alleys and billiards and pool establishments.....	††	††	††	††	7	1 904	670	169	98
79 ex. 792, 3	Commercial sports and other amusement and recreation services.....	††	††	††	††	20	(D)	(D)	(D)	(D)
80, ex. 806	Health services, except hospitals	††	††	††	††	230	66 825	26 128	5 592	1 987
801	Offices of physicians.....	††	††	††	††	113	30 655	12 768	2 668	555
802	Offices of dentists.....	††	††	††	††	59	6 953	2 046	440	201
803	Offices of osteopathic physicians.....	††	††	††	††	-	(D)	(D)	(D)	(D)
8041	Offices of chiropractors.....	††	††	††	††	10	1 156	214	45	21
8042	Offices of optometrists.....	††	††	††	††	12	(D)	(D)	(D)	(D)
805	Nursing and personal care facilities.....	††	††	††	††	13	14 798	6 625	1 388	784
8049, 807, 8, 9	Other health services.....	††	††	††	††	23	11 213	4 068	964	391
81	Legal services	††	††	††	††	63	9 890	1 797	387	181
823, 4, 9	Selected educational services	††	††	††	††	2	(D)	(D)	(D)	(D)
891	Engineering, architectural, and surveying services	††	††	††	††	8	942	516	123	40
893	Accounting, auditing, and bookkeeping services	††	††	††	††	24	3 606	1 712	370	110
83, 892, 9	Social and other services	††	††	††	††	18	1 489	606	125	83
83	Social services.....	**	**	**	**	12	999	389	84	74
892, 9	Other services.....	**	**	**	**	6	490	217	41	9

Table 4b. Summary Statistics for Firms Exempt From Federal Income Tax for Standard Metropolitan Statistical Areas: 1982

[Includes only establishments with payroll. For meaning of abbreviations and symbols, see introductory text. For explanation of terms and comparability of 1977 and 1982 censuses, see appendix A. For definitions of SMSA's, see appendix D]

SIC code	Geographic area and kind of business or operation	Establishments (number)	Revenue (\$1,000)	Annual payroll (\$1,000)	First quarter payroll (\$1,000)	Paid employees for pay period including March 12 (number)
CHICAGO-GARY-KENOSHA, ILL.-IND.-WIS., SCSA						
	Total	3 979	3 233 030	1 163 322	276 196	89 500
7011 pt., 7032, 704	Hotels, camps, and membership lodging	63	(D)	(D)	(D)	(D)
7011 pt. 7032 704	Hotels	2	(D)	(D)	(D)	(D)
	Sporting and recreational camps	13	1 090	533	122	54
	Organization hotels and lodging houses, on membership basis	48	(D)	(D)	(D)	(D)
7391, 2, 7	Research, testing, and consulting services	43	458 137	229 819	57 481	9 858
7391	Research and development laboratories	10	(D)	(D)	(D)	(D)
7392	Management, consulting, and public relations services	25	(D)	(D)	(D)	(D)
7397	Testing laboratories and facilities	8	(D)	(D)	(D)	(D)
792, 7997, 7999 pt., 84	Selected amusement, recreation, and related services	234	259 272	104 925	21 386	9 175
792	Producers, orchestras, and entertainers	34	(D)	(D)	(D)	(D)
7922	Theatrical producers (except motion picture) and miscellaneous theatrical services	19	11 295	3 296	651	211
7929	Bands, orchestras, actors, and other entertainers and entertainment groups	15	(D)	(D)	(D)	(D)
7999 pt., 84	Museums, art galleries, and botanical and zoological gardens	44	(D)	(D)	(D)	(D)
7999 pt. 84	Commercial museums, art galleries, and botanical and zoological gardens	3	(D)	(D)	(D)	(D)
	Noncommercial museums, art galleries, and botanical and zoological gardens	41	86 208	32 397	7 912	2 967
8411	Noncommercial museums and art galleries	37	(D)	(D)	(D)	(D)
8421	Noncommercial arboreta, botanical and zoological gardens	4	(D)	(D)	(D)	(D)
7997	Membership sports and recreation clubs	151	115 059	49 250	8 734	4 763
7999 pt.	Fairs	5	(D)	(D)	(D)	(D)
805, 8, 9	Selected health services	255	(D)	(D)	(D)	(D)
805	Nursing and personal care facilities	63	(D)	(D)	(D)	(D)
8051	Skilled nursing care facilities	28	64 312	33 396	7 782	3 888
8059	Nursing and personal care facilities, n.e.c.	35	(D)	(D)	(D)	(D)
808	Outpatient care facilities	116	(D)	(D)	(D)	(D)
809	Health and allied services, n.e.c.	76	(D)	(D)	(D)	(D)
81	Legal aid societies and similar legal services	22	8 346	5 805	1 410	314
823, 4, 9	Selected educational services	103	48 162	20 994	5 233	2 936
823	Libraries and information centers	11	13 028	5 349	1 268	403
824	Correspondence schools and vocational schools	26	(D)	(D)	(D)	(D)
8241, 9	Correspondence and vocational schools, except vocational high schools, n.e.c.	26	(D)	(D)	(D)	(D)
8243, 4	Data processing, business, and secretarial schools	-	-	-	-	-
829	Schools and educational services, n.e.c.	66	(D)	(D)	(D)	(D)
83	Social services	1 442	740 562	269 332	64 047	27 621
835	Child day care services	368	85 990	45 615	10 396	5 568
832, 3, 6, 9	Other social services	1 074	654 572	223 717	53 651	22 053
832	Individual and family social services	440	159 064	73 449	17 463	6 674
833	Job training and vocational rehabilitation services	147	74 139	38 665	9 061	4 947
836	Residential care	182	116 406	54 532	12 685	5 868
839	Social services, n.e.c.	305	304 963	57 071	14 442	4 564
861, 2, 4, 9	Selected membership organizations	1 755	1 253 301	372 243	89 298	25 687
861	Business associations	441	408 329	118 741	28 890	5 453
864	Civic, social, and fraternal associations	922	(D)	(D)	(D)	(D)
862, 9	Other membership organizations	392	(D)	(D)	(D)	(D)
862	Professional membership organizations	211	411 850	112 377	26 899	5 603
869	Membership organizations, n.e.c.	181	(D)	(D)	(D)	(D)
892	Noncommercial educational, scientific, and research organizations	62	152 191	15 230	3 402	677
CINCINNATI-HAMILTON, OHIO-KY.-IND., SCSA						
	Total	1 021	425 615	169 520	39 285	17 866
7011 pt., 7032, 704	Hotels, camps, and membership lodging	43	(D)	(D)	(D)	(D)
7011 pt. 7032 704	Hotels	-	-	-	-	-
	Sporting and recreational camps	4	827	452	77	35
	Organization hotels and lodging houses, on membership basis	39	(D)	(D)	(D)	(D)
7391, 2, 7	Research, testing, and consulting services	5	(D)	(D)	(D)	(D)
7391	Research and development laboratories	-	(D)	(D)	(D)	(D)
7392	Management, consulting, and public relations services	4	(D)	(D)	(D)	(D)
7397	Testing laboratories and facilities	1	(D)	(D)	(D)	(D)

Table 4b. Summary Statistics for Firms Exempt From Federal Income Tax for Standard Metropolitan Statistical Areas: 1982—Con.

[Includes only establishments with payroll. For meaning of abbreviations and symbols, see introductory text. For explanation of terms and comparability of 1977 and 1982 censuses, see appendix A. For definitions of SMSA's, see appendix D]

SIC code	Geographic area and kind of business or operation	Establishments (number)	Revenue (\$1,000)	Annual payroll (\$1,000)	First quarter payroll (\$1,000)	Paid employees for pay period including March 12 (number)
	CINCINNATI-HAMILTON, OHIO-KY.-IND., SCSA—Con.					
792, 7997, 7999 pt., 84	Selected amusement, recreation, and related services	97	51 165	21 621	4 602	1 553
792	Producers, orchestras, and entertainers	8	12 121	6 467	1 559	299
7922	Theatrical producers (except motion picture) and miscellaneous theatrical services	3	(D)	(D)	(D)	(D)
7929	Bands, orchestras, actors, and other entertainers and entertainment groups	5	(D)	(D)	(D)	(D)
7999 pt., 84	Museums, art galleries, and botanical and zoological gardens	18	10 187	3 731	855	329
7999 pt.	Commercial museums, art galleries, and botanical and zoological gardens	1	(D)	(D)	(D)	(D)
84	Noncommercial museums, art galleries, and botanical and zoological gardens	17	(D)	(D)	(D)	(D)
8411	Noncommercial museums and art galleries	15	5 054	2 061	498	199
8421	Noncommercial arboreta, botanical and zoological gardens	2	(D)	(D)	(D)	(D)
7997	Membership sports and recreation clubs	68	(D)	(D)	(D)	(D)
7999 pt.	Fairs	3	(D)	(D)	(D)	(D)
805, 8, 9	Selected health services	93	105 622	47 901	10 891	4 969
805	Nursing and personal care facilities	36	68 093	32 863	7 350	3 775
8051	Skilled nursing care facilities	20	(D)	(D)	(D)	(D)
8059	Nursing and personal care facilities, n.e.c.	16	(D)	(D)	(D)	(D)
808	Outpatient care facilities	41	(D)	(D)	(D)	(D)
809	Health and allied services, n.e.c.	16	(D)	(D)	(D)	(D)
81	Legal aid societies and similar legal services	5	(D)	(D)	(D)	(D)
823, 4, 9	Selected educational services	19	(D)	(D)	(D)	(D)
823	Libraries and information centers	6	(D)	(D)	(D)	(D)
824	Correspondence schools and vocational schools	6	1 068	544	189	50
8241, 9	Correspondence and vocational schools, except vocational high schools, n.e.c.	6	1 068	544	189	50
8243, 4	Data processing, business, and secretarial schools	7	(D)	(D)	(D)	(D)
829	Schools and educational services, n.e.c.	7	(D)	(D)	(D)	(D)
83	Social services	388	166 292	62 986	14 741	7 434
835	Child day care services	74	6 830	4 119	987	635
832, 3, 6, 9	Other social services	314	159 462	58 867	13 754	6 799
832	Individual and family social services	124	65 927	22 261	5 494	2 134
833	Job training and vocational rehabilitation services	28	(D)	(D)	(D)	(D)
836	Residential care	83	(D)	(D)	(D)	(D)
839	Social services, n.e.c.	79	41 478	11 585	2 841	1 151
861, 2, 4, 9	Selected membership organizations	365	91 751	32 587	7 956	3 499
861	Business associations	50	(D)	(D)	(D)	(D)
864	Civic, social, and fraternal associations	234	(D)	(D)	(D)	(D)
862, 9	Other membership organizations	81	31 274	11 001	2 573	926
862	Professional membership organizations	42	8 811	3 248	705	240
869	Membership organizations, n.e.c.	39	22 463	7 753	1 868	686
892	Noncommercial educational, scientific, and research organizations	6	(D)	(D)	(D)	(D)
	INDIANAPOLIS-ANDERSON SCSA					
	Total	915	406 183	134 628	30 912	13 062
7011 pt., 7032, 704	Hotels, camps, and membership lodging	28	(D)	(D)	(D)	(D)
7011 pt.	Hotels	-	-	-	-	-
7032	Sporting and recreational camps	5	(D)	(D)	(D)	(D)
704	Organization hotels and lodging houses, on membership basis	23	(D)	(D)	(D)	(D)
7391, 2, 7	Research, testing, and consulting services	5	3 764	1 931	484	108
7391	Research and development laboratories	2	(D)	(D)	(D)	(D)
7392	Management, consulting, and public relations services	2	(D)	(D)	(D)	(D)
7397	Testing laboratories and facilities	1	(D)	(D)	(D)	(D)
792, 7997, 7999 pt., 84	Selected amusement, recreation, and related services	65	47 010	18 168	3 752	1 445
792	Producers, orchestras, and entertainers	10	9 504	4 717	1 135	249
7922	Theatrical producers (except motion picture) and miscellaneous theatrical services	5	3 379	1 524	327	95
7929	Bands, orchestras, actors, and other entertainers and entertainment groups	5	6 125	3 193	808	154
7999 pt., 84	Museums, art galleries, and botanical and zoological gardens	14	(D)	(D)	(D)	(D)
7999 pt.	Commercial museums, art galleries, and botanical and zoological gardens	3	(D)	(D)	(D)	(D)
84	Noncommercial museums, art galleries, and botanical and zoological gardens	11	16 526	4 477	931	348
8411	Noncommercial museums and art galleries	11	16 526	4 477	931	348
8421	Noncommercial arboreta, botanical and zoological gardens	-	-	-	-	-
7997	Membership sports and recreation clubs	38	(D)	(D)	(D)	(D)
7999 pt.	Fairs	3	503	62	5	5

Table 4b. Summary Statistics for Firms Exempt From Federal Income Tax for Standard Metropolitan Statistical Areas: 1982—Con.

[Includes only establishments with payroll. For meaning of abbreviations and symbols, see introductory text. For explanation of terms and comparability of 1977 and 1982 censuses, see appendix A. For definitions of SMSA's, see appendix D]

SIC code	Geographic area and kind of business or operation	Establishments (number)	Revenue (\$1,000)	Annual payroll (\$1,000)	First quarter payroll (\$1,000)	Paid employees for pay period including March 12 (number)
INDIANAPOLIS-ANDERSON SCSA—Con.						
805, 8, 9	Selected health services	41	43 766	22 871	5 309	2 310
805	Nursing and personal care facilities	16	23 510	11 446	2 682	1 420
8051	Skilled nursing care facilities	6	10 670	5 716	1 356	679
8059	Nursing and personal care facilities, n.e.c.	10	12 840	5 730	1 326	741
808	Outpatient care facilities	17	(D)	(D)	(D)	(D)
809	Health and allied services, n.e.c.	8	(D)	(D)	(D)	(D)
81	Legal aid societies and similar legal services	5	(D)	(D)	(D)	(D)
823, 4, 9	Selected educational services	14	(D)	(D)	(D)	(D)
823	Libraries and information centers	2	(D)	(D)	(D)	(D)
824	Correspondence schools and vocational schools	5	485	319	89	31
8241, 9	Correspondence and vocational schools, except vocational high schools, n.e.c.	5	485	319	89	31
8243, 4	Data processing, business, and secretarial schools	-	-	-	-	-
829	Schools and educational services, n.e.c.	7	1 720	626	141	50
83	Social services	278	131 874	43 274	10 120	4 852
835	Child day care services	62	(D)	(D)	(D)	(D)
832, 3, 6, 9	Other social services	216	(D)	(D)	(D)	(D)
832	Individual and family social services	90	47 589	15 357	3 554	1 288
833	Job training and vocational rehabilitation services	29	(D)	(D)	(D)	(D)
836	Residential care	34	(D)	(D)	(D)	(D)
839	Social services, n.e.c.	63	38 837	7 271	1 627	589
861, 2, 4, 9	Selected membership organizations	469	168 718	44 430	10 301	4 001
861	Business associations	108	49 308	12 137	2 988	731
864	Civic, social, and fraternal associations	264	80 738	20 347	4 792	2 457
862, 9	Other membership organizations	97	38 672	11 946	2 521	813
862	Professional membership organizations	46	(D)	(D)	(D)	(D)
869	Membership organizations, n.e.c.	51	(D)	(D)	(D)	(D)
892	Noncommercial educational, scientific, and research organizations	10	3 839	1 329	331	89
ANDERSON SMSA						
	Total	74	14 341	5 868	1 363	654
7011 pt., 7032, 704	Hotels, camps, and membership lodging	3	(D)	(D)	(D)	(D)
7391, 2, 7	Research, testing, and consulting services	-	-	-	-	-
792, 7997, 7999 pt., 84	Selected amusement, recreation, and related services	5	2 144	908	163	87
805, 8, 9	Selected health services	5	3 337	1 907	458	142
805	Nursing and personal care facilities	3	-	-	-	-
808	Outpatient care facilities	-	(D)	(D)	(D)	(D)
809	Health and allied services, n.e.c.	2	(D)	(D)	(D)	(D)
81	Legal aid societies and similar legal services	2	(D)	(D)	(D)	(D)
823, 4, 9	Selected educational services	-	-	-	-	-
83	Social services	23	5 203	1 769	433	197
835	Child day care services	2	(D)	(D)	(D)	(D)
832, 3, 6, 9	Other social services	21	(D)	(D)	(D)	(D)
861, 2, 4, 9	Selected membership organizations	36	3 388	1 148	281	212
861	Business associations	4	204	103	23	12
864	Civic, social, and fraternal associations	27	2 664	966	240	188
862, 9	Other membership organizations	5	520	79	18	12
892	Noncommercial educational, scientific, and research organizations	-	-	-	-	-
BLOOMINGTON SMSA						
	Total	100	26 154	9 428	2 249	1 399
7011 pt., 7032, 704	Hotels, camps, and membership lodging	38	5 201	836	250	304
7391, 2, 7	Research, testing, and consulting services	1	(D)	(D)	(D)	(D)
792, 7997, 7999 pt., 84	Selected amusement, recreation, and related services	1	(D)	(D)	(D)	(D)
805, 8, 9	Selected health services	5	(D)	(D)	(D)	(D)
805	Nursing and personal care facilities	2	(D)	(D)	(D)	(D)
808	Outpatient care facilities	-	(D)	(D)	(D)	(D)
809	Health and allied services, n.e.c.	3	(D)	(D)	(D)	(D)
81	Legal aid societies and similar legal services	1	(D)	(D)	(D)	(D)
823, 4, 9	Selected educational services	2	(D)	(D)	(D)	(D)

Table 4b. Summary Statistics for Firms Exempt From Federal Income Tax for Standard Metropolitan Statistical Areas: 1982—Con.

[Includes only establishments with payroll. For meaning of abbreviations and symbols, see introductory text. For explanation of terms and comparability of 1977 and 1982 censuses, see appendix A. For definitions of SMSA's, see appendix D]

SIC code	Geographic area and kind of business or operation	Establishments (number)	Revenue (\$1,000)	Annual payroll (\$1,000)	First quarter payroll (\$1,000)	Paid employees for pay period including March 12 (number)
BLOOMINGTON SMSA—Con.						
83	Social services.....	19	4 803	2 412	527	466
835	Child day care services.....	4	(D)	(D)	(D)	(D)
832, 3, 6, 9	Other social services.....	15	(D)	(D)	(D)	(D)
861, 2, 4, 9	Selected membership organizations.....	31	7 701	2 205	542	251
861	Business associations.....	5	321	108	27	13
864	Civic, social, and fraternal associations.....	21	6 258	1 868	459	219
862, 9	Other membership organizations.....	5	1 122	229	56	19
892	Noncommercial educational, scientific, and research organizations.....	2	(D)	(D)	(D)	(D)
CINCINNATI, OHIO-KY-IND., SMSA						
	Total.....	854	393 178	156 908	36 321	16 104
7011 pt., 7032, 704	Hotels, camps, and membership lodging.....	23	2 510	845	176	105
7011 pt. 7032 704	Hotels.....	-	-	-	-	-
	Sporting and recreational camps.....	4	827	452	77	35
	Organization hotels and lodging houses, on membership basis.....	19	1 683	393	99	70
7391, 2, 7	Research, testing, and consulting services.....	4	(D)	(D)	(D)	(D)
7391	Research and development laboratories.....	-	-	-	-	-
7392	Management, consulting, and public relations services.....	3	(D)	(D)	(D)	(D)
7397	Testing laboratories and facilities.....	1	(D)	(D)	(D)	(D)
792, 7997, 7999 pt., 84	Selected amusement, recreation, and related services.....	87	48 896	20 778	4 472	1 474
792	Producers, orchestras, and entertainers.....	8	12 121	6 467	1 559	299
7922	Theatrical producers (except motion picture) and miscellaneous theatrical services.....	3	(D)	(D)	(D)	(D)
7929	Bands, orchestras, actors, and other entertainers and entertainment groups.....	5	(D)	(D)	(D)	(D)
7999 pt., 84 7999 pt.	Museums, art galleries, and botanical and zoological gardens.....	17	(D)	(D)	(D)	(D)
84	Commercial museums, art galleries, and botanical and zoological gardens.....	1	(D)	(D)	(D)	(D)
8411 8421	Noncommercial museums, art galleries, and botanical and zoological gardens.....	16	(D)	(D)	(D)	(D)
	Noncommercial museums and art galleries.....	14	(D)	(D)	(D)	(D)
	Noncommercial arboreta, botanical and zoological gardens.....	2	(D)	(D)	(D)	(D)
7997 7999 pt.	Membership sports and recreation clubs.....	59	25 869	10 499	2 052	809
	Fairs.....	3	(D)	(D)	(D)	(D)
805, 8, 9	Selected health services.....	78	97 574	43 933	9 916	4 512
805	Nursing and personal care facilities.....	31	63 236	30 438	6 734	3 432
8051	Skilled nursing care facilities.....	18	47 840	22 346	5 375	2 673
8059	Nursing and personal care facilities, n.e.c.....	13	15 396	8 092	1 359	759
808	Outpatient care facilities.....	34	25 265	8 447	2 027	579
809	Health and allied services, n.e.c.....	13	9 073	5 048	1 155	501
81	Legal aid societies and similar legal services.....	3	(D)	(D)	(D)	(D)
823, 4, 9	Selected educational services.....	17	(D)	(D)	(D)	(D)
823	Libraries and information centers.....	5	2 002	498	120	42
824	Correspondence schools and vocational schools.....	6	1 068	544	189	50
8241, 9	Correspondence and vocational schools, except vocational high schools, n.e.c.....	6	1 068	544	189	50
8243, 4 829	Data processing, business, and secretarial schools.....	-	-	-	-	-
	Schools and educational services, n.e.c.....	6	(D)	(D)	(D)	(D)
83	Social services.....	335	159 064	59 693	13 962	6 838
835	Child day care services.....	57	6 087	3 638	866	525
832, 3, 6, 9	Other social services.....	278	152 977	56 055	13 096	6 313
832	Individual and family social services.....	109	63 820	21 048	5 212	1 992
833	Job training and vocational rehabilitation services.....	25	15 864	9 921	2 053	1 662
836	Residential care.....	75	34 500	14 095	3 141	1 595
839	Social services, n.e.c.....	69	38 793	10 991	2 690	1 064
861, 2, 4, 9	Selected membership organizations.....	301	78 755	28 695	7 021	2 932
861	Business associations.....	44	(D)	(D)	(D)	(D)
864	Civic, social, and fraternal associations.....	188	(D)	(D)	(D)	(D)
862, 9	Other membership organizations.....	69	29 383	10 319	2 399	863
862	Professional membership organizations.....	35	7 855	2 871	619	213
869	Membership organizations, n.e.c.....	34	21 528	7 448	1 780	650
892	Noncommercial educational, scientific, and research organizations.....	6	(D)	(D)	(D)	(D)

Table 4b. **Summary Statistics for Firms Exempt From Federal Income Tax for Standard Metropolitan Statistical Areas: 1982—Con.**

[Includes only establishments with payroll. For meaning of abbreviations and symbols, see introductory text. For explanation of terms and comparability of 1977 and 1982 censuses, see appendix A. For definitions of SMSA's, see appendix D]

SIC code	Geographic area and kind of business or operation	Establishments (number)	Revenue (\$1,000)	Annual payroll (\$1,000)	First quarter payroll (\$1,000)	Paid employees for pay period including March 12 (number)
ELKHART SMSA						
	Total	101	24 292	9 092	2 089	1 085
7011 pt., 7032, 704	Hotels, camps, and membership lodging	3	(D)	(D)	(D)	(D)
7391, 2, 7	Research, testing, and consulting services	1	(D)	(D)	(D)	(D)
792, 7997, 7999 pt., 84	Selected amusement, recreation, and related services	7	2 816	905	184	93
805, 8, 9	Selected health services	3	(D)	(D)	(D)	(D)
805	Nursing and personal care facilities	2	(D)	(D)	(D)	(D)
808	Outpatient care facilities	1	(D)	(D)	(D)	(D)
809	Health and allied services, n.e.c.	-	-	-	-	-
81	Legal aid societies and similar legal services	1	(D)	(D)	(D)	(D)
823, 4, 9	Selected educational services	2	(D)	(D)	(D)	(D)
83	Social services	34	9 839	3 559	843	394
835	Child day care services	7	3 138	867	203	106
832, 3, 6, 9	Other social services	27	6 701	2 692	640	288
861, 2, 4, 9	Selected membership organizations	50	5 129	1 825	412	235
861	Business associations	5	374	173	38	11
864	Civic, social, and fraternal associations	37	3 923	1 424	322	196
862, 9	Other membership organizations	8	832	228	52	28
892	Noncommercial educational, scientific, and research organizations	-	-	-	-	-
EVANSVILLE, IND.-KY., SMSA						
	Total	212	61 013	24 650	5 703	3 028
7011 pt., 7032, 704	Hotels, camps, and membership lodging	5	1 422	524	119	89
7391, 2, 7	Research, testing, and consulting services	1	(D)	(D)	(D)	(D)
792, 7997, 7999 pt., 84	Selected amusement, recreation, and related services	15	5 500	2 124	434	287
805, 8, 9	Selected health services	23	19 025	9 301	2 070	902
805	Nursing and personal care facilities	5	7 736	4 478	1 015	564
808	Outpatient care facilities	13	(D)	(D)	(D)	(D)
809	Health and allied services, n.e.c.	5	(D)	(D)	(D)	(D)
81	Legal aid societies and similar legal services	2	(D)	(D)	(D)	(D)
823, 4, 9	Selected educational services	5	593	194	47	30
83	Social services	79	21 864	8 527	2 076	1 153
835	Child day care services	12	1 256	770	177	153
832, 3, 6, 9	Other social services	67	20 608	7 757	1 899	1 000
861, 2, 4, 9	Selected membership organizations	81	12 105	3 740	900	549
861	Business associations	11	1 129	484	117	33
864	Civic, social, and fraternal associations	52	8 452	2 506	600	431
862, 9	Other membership organizations	18	2 524	750	183	85
892	Noncommercial educational, scientific, and research organizations	1	(D)	(D)	(D)	(D)
FORT WAYNE SMSA						
	Total	231	65 174	28 846	6 618	3 491
7011 pt., 7032, 704	Hotels, camps, and membership lodging	2	(D)	(D)	(D)	(D)
7391, 2, 7	Research, testing, and consulting services	2	(D)	(D)	(D)	(D)
792, 7997, 7999 pt., 84	Selected amusement, recreation, and related services	14	4 754	2 271	458	334
805, 8, 9	Selected health services	18	18 508	10 137	2 278	949
805	Nursing and personal care facilities	11	10 035	5 455	1 245	665
808	Outpatient care facilities	6	(D)	(D)	(D)	(D)
809	Health and allied services, n.e.c.	1	(D)	(D)	(D)	(D)
81	Legal aid societies and similar legal services	1	(D)	(D)	(D)	(D)
823, 4, 9	Selected educational services	6	515	201	45	42
83	Social services	78	24 402	9 425	2 259	1 245
835	Child day care services	23	2 318	1 244	286	205
832, 3, 6, 9	Other social services	55	22 084	8 181	1 973	1 040

Table 4b. **Summary Statistics for Firms Exempt From Federal Income Tax for Standard Metropolitan Statistical Areas: 1982—Con.**

includes only establishments with payroll. For meaning of abbreviations and symbols, see introductory text. For explanation of terms and comparability of 1977 and 1982 censuses, see appendix A. For definitions of SMSA's, see appendix D]

SIC code	Geographic area and kind of business or operation	Establishments (number)	Revenue (\$1,000)	Annual payroll (\$1,000)	First quarter payroll (\$1,000)	Paid employees for pay period including March 12 (number)
FORT WAYNE SMSA—Con.						
161, 2, 4, 9	Selected membership organizations	106	14 962	5 843	1 336	848
861	Business associations	8	1 284	579	135	59
864	Civic, social, and fraternal associations	74	10 747	3 991	895	674
862, 9	Other membership organizations	24	2 931	1 273	306	115
892	Noncommercial educational, scientific, and research organizations	4	(D)	(D)	(D)	(D)
GARY-HAMMOND-EAST CHICAGO SMSA						
Total		321	85 932	35 658	8 147	4 219
7011 pt., 7032, 704	Hotels, camps, and membership lodging	7	735	317	83	109
7391, 2, 7	Research, testing, and consulting services	2	(D)	(D)	(D)	(D)
792, 7997, 7999 pt., 84	Selected amusement, recreation, and related services	17	6 241	2 672	505	301
805, 8, 9	Selected health services	33	27 935	14 889	3 210	1 333
805	Nursing and personal care facilities	3	8 480	4 152	917	492
808	Outpatient care facilities	20	16 348	8 926	1 869	677
809	Health and allied services, n.e.c.	10	3 107	1 811	424	164
81	Legal aid societies and similar legal services	2	(D)	(D)	(D)	(D)
823, 4, 9	Selected educational services	4	489	247	73	31
83	Social services	104	33 958	11 522	2 869	1 564
835	Child day care services	26	3 426	2 056	523	405
832, 3, 6, 9	Other social services	78	30 532	9 466	2 346	1 159
861, 2, 4, 9	Selected membership organizations	151	15 536	5 449	1 278	847
861	Business associations	27	2 058	795	192	70
864	Civic, social, and fraternal associations	104	11 577	4 188	978	711
862, 9	Other membership organizations	20	1 901	466	108	66
892	Noncommercial educational, scientific, and research organizations	1	(D)	(D)	(D)	(D)
INDIANAPOLIS SMSA						
Total		841	391 842	128 760	29 549	12 408
7011 pt., 7032, 704	Hotels, camps, and membership lodging	25	3 351	670	144	95
7011 pt. 7032	Hotels	-	-	-	-	-
704	Sporting and recreational camps	4	279	173	19	6
	Organization hotels and lodging houses, on membership basis	21	3 072	497	125	89
7391, 2, 7	Research, testing, and consulting services	5	3 764	1 931	484	108
7391	Research and development laboratories	2	(D)	(D)	(D)	(D)
7392	Management, consulting, and public relations services	2	(D)	(D)	(D)	(D)
7397	Testing laboratories and facilities	1	(D)	(D)	(D)	(D)
792, 7997, 7999 pt., 84	Selected amusement, recreation, and related services	60	44 866	17 260	3 589	1 358
792	Producers, orchestras, and entertainers	10	9 504	4 717	1 135	249
7922	Theatrical producers (except motion picture) and miscellaneous theatrical services	5	3 379	1 524	327	95
7929	Bands, orchestras, actors, and other entertainers and entertainment groups	5	6 125	3 193	808	154
7999 pt., 84	Museums, art galleries, and botanical and zoological gardens	13	17 552	4 981	1 018	388
7999 pt. 84	Commercial museums, art galleries, and botanical and zoological gardens	3	(D)	(D)	(D)	(D)
84	Noncommercial museums, art galleries, and botanical and zoological gardens	10	(D)	(D)	(D)	(D)
8411	Noncommercial museums and art galleries	10	(D)	(D)	(D)	(D)
8421	Noncommercial arboreta, botanical and zoological gardens	-	-	-	-	-
7997	Membership sports and recreation clubs	34	17 307	7 500	1 431	716
7999 pt. 84	Fairs	3	503	62	5	5
805, 8, 9	Selected health services	36	40 429	20 964	4 851	2 168
805	Nursing and personal care facilities	16	23 510	11 446	2 682	1 420
8051	Skilled nursing care facilities	6	10 670	5 716	1 356	679
8059	Nursing and personal care facilities, n.e.c.	10	12 840	5 730	1 326	741
808	Outpatient care facilities	14	4 854	3 320	798	283
809	Health and allied services, n.e.c.	6	12 065	6 198	1 371	465
81	Legal aid societies and similar legal services	3	(D)	(D)	(D)	(D)

Table 4b. Summary Statistics for Firms Exempt From Federal Income Tax for Standard Metropolitan Statistical Areas: 1982—Con.

[Includes only establishments with payroll. For meaning of abbreviations and symbols, see introductory text. For explanation of terms and comparability of 1977 and 1982 censuses, see appendix A. For definitions of SMSA's, see appendix D]

SIC code	Geographic area and kind of business or operation	Establishments (number)	Revenue (\$1,000)	Annual payroll (\$1,000)	First quarter payroll (\$1,000)	Paid employees for pay period including March 12 (number)
INDIANAPOLIS SMSA—Con.						
823, 4, 9	Selected educational services	14	(D)	(D)	(D)	(D)
823	Libraries and information centers	2	(D)	(D)	(D)	(D)
824	Correspondence schools and vocational schools	5	485	319	89	31
8241, 9	Correspondence and vocational schools, except vocational high schools, n.e.c.	5	485	319	89	31
8243, 4	Data processing, business, and secretarial schools	-	-	-	-	-
829	Schools and educational services, n.e.c.	7	1 720	626	141	50
83	Social services	255	126 671	41 505	9 687	4 655
835	Child day care services	60	7 753	4 343	1 099	698
832, 3, 6, 9	Other social services	195	118 918	37 162	8 588	3 957
832	Individual and family social services	81	46 514	14 718	3 395	1 204
833	Job training and vocational rehabilitation services	28	14 944	6 301	1 492	1 142
836	Residential care	28	21 459	9 360	2 191	1 066
839	Social services, n.e.c.	58	36 001	6 783	1 510	545
861, 2, 4, 9	Selected membership organizations	433	165 330	43 282	10 020	3 789
861	Business associations	104	49 104	12 034	2 965	719
864	Civic, social, and fraternal associations	237	78 074	19 381	4 552	2 269
862, 9	Other membership organizations	92	38 152	11 867	2 503	801
862	Professional membership organizations	43	11 071	3 125	692	188
869	Membership organizations, n.e.c.	49	27 081	8 742	1 811	613
892	Noncommercial educational, scientific, and research organizations	10	3 839	1 329	331	89
KOKOMO SMSA						
	Total	47	12 489	4 496	985	672
7011 pt., 7032, 704	Hotels, camps, and membership lodging	1	(D)	(D)	(D)	(D)
7391, 2, 7	Research, testing, and consulting services	-	-	-	-	-
792, 7997, 7999 pt., 84	Selected amusement, recreation, and related services	1	(D)	(D)	(D)	(D)
805, 8, 9	Selected health services	-	-	-	-	-
805	Nursing and personal care facilities	-	-	-	-	-
808	Outpatient care facilities	-	-	-	-	-
809	Health and allied services, n.e.c.	-	-	-	-	-
81	Legal aid societies and similar legal services	1	(D)	(D)	(D)	(D)
823, 4, 9	Selected educational services	-	-	-	-	-
83	Social services	16	(D)	(D)	(D)	(D)
835	Child day care services	1	(D)	(D)	(D)	(D)
832, 3, 6, 9	Other social services	15	(D)	(D)	(D)	(D)
861, 2, 4, 9	Selected membership organizations	28	6 195	1 749	396	258
861	Business associations	1	(D)	(D)	(D)	(D)
864	Civic, social, and fraternal associations	22	(D)	(D)	(D)	(D)
862, 9	Other membership organizations	5	(D)	(D)	(D)	(D)
892	Noncommercial educational, scientific, and research organizations	-	-	-	-	-
LAFAYETTE-WEST LAFAYETTE SMSA						
	Total	133	33 702	10 180	2 445	1 321
7011 pt., 7032, 704	Hotels, camps, and membership lodging	47	3 376	636	189	111
7391, 2, 7	Research, testing, and consulting services	1	(D)	(D)	(D)	(D)
792, 7997, 7999 pt., 84	Selected amusement, recreation, and related services	8	5 156	1 581	295	120
805, 8, 9	Selected health services	5	(D)	(D)	(D)	(D)
805	Nursing and personal care facilities	2	(D)	(D)	(D)	(D)
808	Outpatient care facilities	2	(D)	(D)	(D)	(D)
809	Health and allied services, n.e.c.	1	(D)	(D)	(D)	(D)
81	Legal aid societies and similar legal services	1	(D)	(D)	(D)	(D)
823, 4, 9	Selected educational services	1	(D)	(D)	(D)	(D)
83	Social services	24	7 419	2 531	633	419
835	Child day care services	5	(D)	(D)	(D)	(D)
832, 3, 6, 9	Other social services	19	(D)	(D)	(D)	(D)

Table 4b. Summary Statistics for Firms Exempt From Federal Income Tax for Standard Metropolitan Statistical Areas: 1982—Con.

[Includes only establishments with payroll. For meaning of abbreviations and symbols, see introductory text. For explanation of terms and comparability of 1977 and 1982 censuses, see appendix A. For definitions of SMSA's, see appendix D]

SIC code	Geographic area and kind of business or operation	Establishments (number)	Revenue (\$1,000)	Annual payroll (\$1,000)	First quarter payroll (\$1,000)	Paid employees for pay period including March 12 (number)
LAFAYETTE-WEST LAFAYETTE SMSA—Con.						
861, 2, 4, 9	Selected membership organizations -----	43	8 546	3 124	717	464
861	Business associations -----	3	(D)	(D)	(D)	(D)
864	Civic, social, and fraternal associations -----	30	(D)	(D)	(D)	(D)
862, 9	Other membership organizations -----	10	(D)	(D)	(D)	(D)
892	Noncommercial educational, scientific, and research organizations -----	3	(D)	(D)	(D)	(D)
LOUISVILLE, KY.-IND., SMSA						
Total -----		536	222 909	82 256	19 298	9 633
7011 pt., 7032, 704	Hotels, camps, and membership lodging -----	2	(D)	(D)	(D)	(D)
7011 pt. 7032 704	Hotels -----	1	(D)	(D)	(D)	(D)
	Sporting and recreational camps -----	-	-	-	-	-
	Organization hotels and lodging houses, on membership basis -----	1	(D)	(D)	(D)	(D)
7391, 2, 7	Research, testing, and consulting services -----	1	(D)	(D)	(D)	(D)
7391	Research and development laboratories -----	-	-	-	-	-
7392	Management, consulting, and public relations services -----	1	(D)	(D)	(D)	(D)
7397	Testing laboratories and facilities -----	-	-	-	-	-
792, 7997, 7999 pt., 84	Selected amusement, recreation, and related services -----	51	29 265	11 618	2 569	1 263
792	Producers, orchestras, and entertainers -----	12	8 649	4 004	1 030	487
7922	Theatrical producers (except motion picture) and miscellaneous theatrical services -----	7	4 341	1 937	511	217
7929	Bands, orchestras, actors, and other entertainers and entertainment groups -----	5	4 308	2 067	519	270
7999 pt., 84	Museums, art galleries, and botanical and zoological gardens -----	14	4 930	862	205	103
7999 pt. 84	Commercial museums, art galleries, and botanical and zoological gardens -----	5	(D)	(D)	(D)	(D)
84	Noncommercial museums, art galleries, and botanical and zoological gardens -----	9	(D)	(D)	(D)	(D)
8411	Noncommercial museums and art galleries -----	8	(D)	(D)	(D)	(D)
8421	Noncommercial arboreta, botanical and zoological gardens -----	1	(D)	(D)	(D)	(D)
7997	Membership sports and recreation clubs -----	25	15 686	6 752	1 334	673
7999 pt.	Fairs -----	-	-	-	-	-
805, 8, 9	Selected health services -----	42	56 165	23 564	5 528	2 557
805	Nursing and personal care facilities -----	19	27 822	14 337	3 441	1 841
8051	Skilled nursing care facilities -----	11	21 694	11 552	2 819	1 437
8059	Nursing and personal care facilities, n.e.c. -----	8	6 128	2 785	622	404
808	Outpatient care facilities -----	19	24 948	7 373	1 685	539
809	Health and allied services, n.e.c. -----	4	3 395	1 854	402	177
81	Legal aid societies and similar legal services -----	3	(D)	(D)	(D)	(D)
823, 4, 9	Selected educational services -----	13	2 292	1 073	272	221
823	Libraries and information centers -----	1	(D)	(D)	(D)	(D)
824	Correspondence schools and vocational schools -----	6	1 288	512	132	94
8241, 9	Correspondence and vocational schools, except vocational high schools, n.e.c. -----	6	1 288	512	132	94
8243, 4	Data processing, business, and secretarial schools -----	-	-	-	-	-
829	Schools and educational services, n.e.c. -----	6	(D)	(D)	(D)	(D)
83	Social services -----	193	72 827	24 872	5 949	3 600
835	Child day care services -----	35	3 224	2 005	489	390
832, 3, 6, 9	Other social services -----	158	69 603	22 867	5 460	3 210
832	Individual and family social services -----	60	18 791	7 804	1 892	880
833	Job training and vocational rehabilitation services -----	19	6 199	3 092	762	931
836	Residential care -----	26	7 808	3 581	807	452
839	Social services, n.e.c. -----	53	36 805	8 390	1 999	947
861, 2, 4, 9	Selected membership organizations -----	224	56 894	18 238	4 320	1 735
861	Business associations -----	45	11 423	3 780	897	234
864	Civic, social, and fraternal associations -----	125	29 377	8 651	2 052	1 074
862, 9	Other membership organizations -----	54	16 094	5 807	1 371	427
862	Professional membership organizations -----	20	6 641	2 220	499	121
869	Membership organizations, n.e.c. -----	34	9 453	3 587	872	306
892	Noncommercial educational, scientific, and research organizations -----	7	3 743	1 843	411	184

Table 4b. Summary Statistics for Firms Exempt From Federal Income Tax for Standard Metropolitan Statistical Areas: 1982—Con.

[Includes only establishments with payroll. For meaning of abbreviations and symbols, see introductory text. For explanation of terms and comparability of 1977 and 1982 censuses, see appendix A. For definitions of SMSA's, see appendix D]

SIC code	Geographic area and kind of business or operation	Establishments (number)	Revenue (\$1,000)	Annual payroll (\$1,000)	First quarter payroll (\$1,000)	Paid employees for pay period including March 12 (number)
MUNCIE SMSA						
	Total	68	17 291	6 866	1 593	890
7011 pt., 7032, 704	Hotels, camps, and membership lodging	7	(D)	(D)	(D)	(D)
7391, 2, 7	Research, testing, and consulting services	-	-	-	-	-
792, 7997, 7999 pt., 84	Selected amusement, recreation, and related services	3	1 258	433	67	38
805, 8, 9	Selected health services	8	2 136	1 219	292	110
805	Nursing and personal care facilities	1	(D)	(D)	(D)	(D)
808	Outpatient care facilities	2	(D)	(D)	(D)	(D)
809	Health and allied services, n.e.c.	5	(D)	(D)	(D)	(D)
81	Legal aid societies and similar legal services	-	-	-	-	-
823, 4, 9	Selected educational services	-	-	-	-	-
83	Social services	23	8 722	3 172	748	432
835	Child day care services	4	312	198	49	34
832, 3, 6, 9	Other social services	19	8 410	2 974	699	398
861, 2, 4, 9	Selected membership organizations	25	4 432	1 737	409	256
861	Business associations	1	(D)	(D)	(D)	(D)
864	Civic, social, and fraternal associations	19	(D)	(D)	(D)	(D)
862, 9	Other membership organizations	5	(D)	(D)	(D)	(D)
892	Noncommercial educational, scientific, and research organizations	2	(D)	(D)	(D)	(D)
SOUTH BEND SMSA						
	Total	179	60 841	19 924	4 660	2 141
7011 pt., 7032, 704	Hotels, camps, and membership lodging	3	201	63	12	8
7391, 2, 7	Research, testing, and consulting services	1	(D)	(D)	(D)	(D)
792, 7997, 7999 pt., 84	Selected amusement, recreation, and related services	12	4 468	1 468	263	188
805, 8, 9	Selected health services	9	5 146	2 717	640	249
805	Nursing and personal care facilities	5	(D)	(D)	(D)	(D)
808	Outpatient care facilities	1	(D)	(D)	(D)	(D)
809	Health and allied services, n.e.c.	3	(D)	(D)	(D)	(D)
81	Legal aid societies and similar legal services	2	(D)	(D)	(D)	(D)
823, 4, 9	Selected educational services	5	474	204	56	52
83	Social services	57	34 984	10 069	2 392	986
835	Child day care services	14	1 192	737	182	109
832, 3, 6, 9	Other social services	43	33 792	9 332	2 210	877
861, 2, 4, 9	Selected membership organizations	85	12 132	4 208	1 039	570
861	Business associations	10	1 845	741	166	53
864	Civic, social, and fraternal associations	66	7 500	2 673	673	443
862, 9	Other membership organizations	9	2 787	794	200	74
892	Noncommercial educational, scientific, and research organizations	5	(D)	(D)	(D)	(D)
TERRE HAUTE SMSA						
	Total	139	21 551	8 843	2 077	1 342
7011 pt., 7032, 704	Hotels, camps, and membership lodging	11	889	211	54	41
7391, 2, 7	Research, testing, and consulting services	-	-	-	-	-
792, 7997, 7999 pt., 84	Selected amusement, recreation, and related services	10	1 560	595	126	86
805, 8, 9	Selected health services	12	(D)	(D)	(D)	(D)
805	Nursing and personal care facilities	1	(D)	(D)	(D)	(D)
808	Outpatient care facilities	1	(D)	(D)	(D)	(D)
809	Health and allied services, n.e.c.	10	(D)	(D)	(D)	(D)
81	Legal aid societies and similar legal services	-	-	-	-	-
823, 4, 9	Selected educational services	2	(D)	(D)	(D)	(D)
83	Social services	40	10 109	4 468	1 041	707
835	Child day care services	9	658	387	94	58
832, 3, 6, 9	Other social services	31	9 451	4 081	947	649

Table 4b. Summary Statistics for Firms Exempt From Federal Income Tax for Standard Metropolitan Statistical Areas: 1982—Con.

[Includes only establishments with payroll. For meaning of abbreviations and symbols, see introductory text. For explanation of terms and comparability of 1977 and 1982 censuses, see appendix A. For definitions of SMSA's, see appendix D]

SIC code	Geographic area and kind of business or operation	Establishments (number)	Revenue (\$1,000)	Annual payroll (\$1,000)	First quarter payroll (\$1,000)	Paid employees for pay period including March 12 (number)
	TERRE HAUTE SMSA—Con.					
861, 2, 4, 9	Selected membership organizations	63	6 423	2 061	464	338
861	Business associations	6	772	214	30	12
864	Civic, social, and fraternal associations	50	4 868	1 571	369	295
862, 9	Other membership organizations	7	783	276	65	31
892	Noncommercial educational, scientific, and research organizations	1	(D)	(D)	(D)	(D)

Table 5a. Summary Statistics for Firms Subject to Federal Income Tax for the Area Outside Standard Metropolitan Statistical Areas: 1982

[For meaning of abbreviations and symbols, see introductory text. For explanation of terms and comparability of 1977 and 1982 censuses, see appendix A. For definitions of SMSA's, see appendix D]

SIC code	Kind of business or operation	All establishments				Establishments with payroll				
		Number	Receipts (\$1,000)	Unincorporated businesses or operations		Number	Receipts (\$1,000)	Annual payroll (\$1,000)	First quarter payroll (\$1,000)	Paid employees for pay period including March 12 (number)
				Individual proprietorships (number)	Partnerships (number)					
	Total	††	††	††	††	5 883	1 031 603	365 342	85 863	35 772
70	Hotels, motels, and other lodging places	††	††	††	††	214	83 297	23 867	4 976	3 448
7011	Hotels, motor hotels, and motels	††	††	††	††	158	76 282	22 428	4 783	3 298
7011 pt.	Hotels	††	††	††	††	36	25 867	8 663	1 659	1 252
7011 pt.	Hotels, 25 guestrooms or more	††	††	††	††	26	24 948	8 516	1 623	1 219
7011 pt.	Hotels, less than 25 guestrooms	††	††	††	††	10	919	147	36	33
7011 pt.	Motels, motor hotels, and tourist courts	††	††	††	††	122	50 415	13 765	3 124	2 046
7011 pt.	Motels, tourist courts	††	††	††	††	115	43 931	11 961	2 676	1 735
7011 pt.	Motor hotels	††	††	††	††	7	6 484	1 804	448	311
702, 3, 4	Other lodging places	††	††	††	††	56	7 015	1 439	193	150
703	Trailer parks and camps	††	††	††	††	46	6 320	1 251	147	109
702, 4	Rooming, boarding, and membership lodging	††	††	††	††	10	695	188	46	41
72	Personal services	††	††	††	††	1 013	99 156	30 801	7 015	4 342
721	Laundry, cleaning, and garment services	††	††	††	††	293	(D)	(D)	(D)	(D)
7215	Coin-operated laundries and dry cleaning	††	††	††	††	132	(D)	(D)	(D)	(D)
721 ex.	Other laundry, cleaning, and garment services	††	††	††	††	161	(D)	(D)	(D)	(D)
7215	Power laundries, family and commercial*	††	††	††	††	10	1 992	855	224	120
7216	Dry-cleaning plants, except rug cleaning*	††	††	††	††	101	8 254	2 945	699	509
Other 721	Laundry and cleaning services, n.e.c.*	††	††	††	††	50	(D)	(D)	(D)	(D)
7212	Garment pressing and agents for laundries and dry cleaners	††	††	††	††	8	(D)	(D)	(D)	(D)
7213	Linen supply	††	††	††	††	9	6 313	2 471	588	261
7217	Carpet and upholstery cleaning	††	††	††	††	26	1 480	412	76	64
7218	Industrial laundries*	††	††	††	††	5	4 995	1 764	389	120
7214, 9	Other laundry, garment services, including diaper*	††	††	††	††	2	(D)	(D)	(D)	(D)
722	Photographic studios, portrait	††	††	††	††	40	3 600	865	193	140
723, 4	Beauty and barber shops	††	††	††	††	328	16 015	7 158	1 611	1 087
723	Beauty shops	††	††	††	††	317	(D)	(D)	(D)	(D)
724	Barber shops	††	††	††	††	11	(D)	(D)	(D)	(D)
725	Shoe repair, shoe shine, and hat-cleaning shops	††	††	††	††	14	705	147	31	27
726	Funeral service and crematories	††	††	††	††	211	(D)	(D)	(D)	(D)
729	Miscellaneous personal services	††	††	††	††	127	10 101	3 577	865	876
73	Business services	††	††	††	††	573	105 679	41 323	9 592	4 065
731	Advertising	††	††	††	††	23	5 165	3 430	867	228
7311	Advertising agencies	††	††	††	††	13	(D)	(D)	(D)	(D)
7312	Outdoor advertising services	††	††	††	††	6	910	256	57	18
7313	Radio, TV, publishers' advertising representatives	††	††	††	††	2	(D)	(D)	(D)	(D)
7319	Advertising, n.e.c.	††	††	††	††	2	(D)	(D)	(D)	(D)
734	Services to dwellings and other buildings	††	††	††	††	120	(D)	(D)	(D)	(D)
7341	Window cleaning	††	††	††	††	2	(D)	(D)	(D)	(D)
7342	Disinfecting and exterminating services	††	††	††	††	34	3 691	1 357	288	140
7349	Cleaning and maintenance services, n.e.c.	††	††	††	††	84	5 671	2 555	607	569
737	Computer and data processing services	††	††	††	††	33	8 983	3 152	750	227
7372	Computer programming and other software services	††	††	††	††	8	(D)	(D)	(D)	(D)
7374	Data processing services	††	††	††	††	22	7 351	2 666	642	201
7379	Computer related services, n.e.c.	††	††	††	††	3	(D)	(D)	(D)	(D)
7392	Management, consulting, and public relations services	††	††	††	††	87	20 366	9 051	2 035	664
7394	Equipment rental and leasing services	††	††	††	††	69	(D)	(D)	(D)	(D)

Table 5a. **Summary Statistics for Firms Subject to Federal Income Tax for the Area Outside Standard Metropolitan Statistical Areas: 1982—Con.**

[For meaning of abbreviations and symbols, see introductory text. For explanation of terms and comparability of 1977 and 1982 censuses, see appendix A. For definitions of SMSA's, see appendix D.]

SIC code	Kind of business or operation	All establishments				Establishments with payroll				
		Number	Receipts (\$1,000)	Unincorporated businesses or operations		Number	Receipts (\$1,000)	Annual payroll (\$1,000)	First quarter payroll (\$1,000)	Paid employees for pay period including March 12 (number)
				Individual proprietorships (number)	Partnerships (number)					
73	Business services—Con.									
Other 73	Other business services	††	††	††	††	241	46 738	17 949	4 118	1 941
732	Credit reporting, collection agencies	**	**	**	**	44	3 890	1 542	368	200
7331	Direct mail advertising services	**	**	**	**	2	(D)	(D)	(D)	(D)
7332	Blueprinting and photocopying services	**	**	**	**	6	731	196	44	25
7333	Commercial photography, art, and graphics	**	**	**	**	18	2 994	1 027	240	89
7339	Stenographic services; and reproduction services, n.e.c.	**	**	**	**	3	105	47	27	16
736	Personnel supply services	**	**	**	**	25	7 871	5 402	1 245	565
7361	Employment agencies	**	**	**	**	8	(D)	(D)	(D)	(D)
7362	Help supply services	**	**	**	**	16	6 270	4 228	998	477
7369	Facilities management services	**	**	**	**	1	(D)	(D)	(D)	(D)
7391	Research and development laboratories	**	**	**	**	4	700	277	52	16
7397	Testing laboratories and facilities	**	**	**	**	4	677	264	45	21
7393	Detective agencies and protective services	**	**	**	**	21	2 604	1 623	359	262
7395	Photofinishing laboratories*	**	**	**	**	8	2 328	816	186	63
7399 pt.	Sign painting shops	**	**	**	**	8	752	243	53	30
7399 pt.	Interior designing	**	**	**	**	7	776	153	29	15
7399 pt.	Telephone answering services	**	**	**	**	9	549	332	66	32
735, 7396, 7399 pt.	Other business services, n.e.c.	**	**	**	**	82	(D)	(D)	(D)	(D)
75	Automotive repair, services, and garages.....	††	††	††	††	670	104 674	23 544	5 368	2 115
751	Automotive rental and leasing, without drivers	††	††	††	††	30	16 150	2 032	534	131
752	Automobile parking	††	††	††	††	1	(D)	(D)	(D)	(D)
7523	Parking lots	**	**	**	**	-	-	-	-	-
7525	Parking structures	**	**	**	**	1	(D)	(D)	(D)	(D)
753	Automotive repair shops.....	††	††	††	††	561	81 334	19 639	4 401	1 653
7538	General automotive repair shops	††	††	††	††	250	33 302	7 492	1 741	683
7538 pt.	General automotive repair shops, except diesel.....	**	**	**	**	228	27 978	6 107	1 414	579
7538 pt.	Diesel repair shops	**	**	**	**	22	5 324	1 385	327	104
7531	Top and body repair shops	††	††	††	††	191	25 464	6 583	1 441	506
7534, 5, 9	Other automotive repair shops	††	††	††	††	120	22 568	5 564	1 219	464
7534	Tire retreading and repair shops	**	**	**	**	16	8 533	1 831	427	150
7535	Paint shops	**	**	**	**	18	2 878	827	185	64
7539 pt.	Auto electrical and fuel system services	**	**	**	**	12	1 143	273	69	33
7539 pt.	Radiator repair	**	**	**	**	9	873	265	65	23
7539 pt.	Glass replacement and repair	**	**	**	**	12	2 321	737	126	43
7539 pt.	Brake, front end, and wheel alignment	**	**	**	**	9	830	205	37	18
7539 pt.	Exhaust system services (muffler shops)	**	**	**	**	14	2 132	414	68	34
7539 pt.	Transmission repair shops	**	**	**	**	27	3 677	967	235	95
7539 pt.	Other automotive repair shops, n.e.c.	**	**	**	**	3	181	45	7	4
754	Automotive services, except repair	††	††	††	††	78	(D)	(D)	(D)	(D)
7542	Car washes	**	**	**	**	57	4 641	1 274	296	262
7549	Other automotive services	**	**	**	**	21	(D)	(D)	(D)	(D)
76	Miscellaneous repair services	††	††	††	††	255	(D)	(D)	(D)	(D)
762	Electrical and electronic repair shops	††	††	††	††	72	8 776	2 307	532	214
7622	Radio and TV repair shops	††	††	††	††	46	4 625	1 032	241	120
7623, 9	Other electrical and electronic repair shops	††	††	††	††	26	4 151	1 275	291	94
7623	Refrigeration and air-conditioning repair shops	**	**	**	**	9	621	155	37	14
7629	Electrical and electronic repair shops, n.e.c.	**	**	**	**	17	3 530	1 120	254	80
764	Reupholstery and furniture repair	††	††	††	††	26	1 545	368	85	51
763, 9	Other repair shops and related services.....	††	††	††	††	157	(D)	(D)	(D)	(D)
763	Watch, clock, and jewelry repair.....	**	**	**	**	3	(D)	(D)	(D)	(D)
769	Miscellaneous repair and related services	**	**	**	**	154	22 855	6 278	1 455	516
7692	Welding repair	**	**	**	**	51	6 914	2 123	466	163
7694	Armature rewinding shops	**	**	**	**	19	4 650	1 401	334	86
7699	Repair shops and related services, n.e.c.	**	**	**	**	84	11 291	2 754	655	267
78, 79	Amusement and recreation services, including motion pictures...	††	††	††	††	420	(D)	(D)	(D)	(D)
781, 2	Motion picture production, distribution, and services	††	††	††	††	4	(D)	(D)	(D)	(D)
783	Motion picture theaters	††	††	††	††	77	10 755	2 142	467	451
7832	Motion picture theaters, except drive-in	**	**	**	**	49	8 813	1 708	390	359
7833	Drive-in motion picture theaters	**	**	**	**	28	1 942	434	77	92
792	Producers, orchestras, and entertainers	††	††	††	††	8	1 498	207	24	15
7922	Theatrical producers (except motion picture) and miscellaneous theatrical services	**	**	**	**	4	1 401	169	15	9
7929	Bands, orchestras, actors, and other entertainers and entertainment groups	**	**	**	**	4	97	38	9	6
793	Bowling alleys and billiards and pool establishments	††	††	††	††	73	12 455	3 217	862	595
7932	Billiard and pool establishments	††	††	††	††	5	244	47	12	13
7933	Bowling alleys	††	††	††	††	68	12 211	3 170	850	582

Table 5a. Summary Statistics for Firms Subject to Federal Income Tax for the Area Outside Standard Metropolitan Statistical Areas: 1982—Con.

[For meaning of abbreviations and symbols, see introductory text. For explanation of terms and comparability of 1977 and 1982 censuses, see appendix A. For definitions of SMSA's, see appendix D.]

SIC code	Kind of business or operation	All establishments				Establishments with payroll				
		Number	Receipts (\$1,000)	Unincorporated businesses or operations		Number	Receipts (\$1,000)	Annual payroll (\$1,000)	First quarter payroll (\$1,000)	Paid employees for pay period including March 12 (number)
				Individual proprietorships (number)	Partnerships (number)					
78, 79	Amusement and recreation services, including motion pictures—Con.									
79 ex. 792, 3	Commercial sports and other amusement and recreation services	††	††	††	††	258	(D)	(D)	(D)	(D)
794	Commercial sports	††	††	††	††	19	(D)	(D)	(D)	(D)
7941	Professional sports clubs, managers, promoters	††	††	††	††	1	(D)	(D)	(D)	(D)
7948	Racing, including track operation	††	††	††	††	18	2 959	653	166	84
79 ex. 792, 3, 4	Other amusement and recreation services	††	††	††	††	239	33 037	9 193	1 751	1 266
791	Dance halls, studios, and schools	**	**	**	**	17	447	105	35	47
7992	Public golf courses	**	**	**	**	39	(D)	(D)	(D)	(D)
7993	Coin-operated amusement device operators	**	**	**	**	38	5 203	1 053	228	128
7996	Amusement parks	**	**	**	**	3	(D)	(D)	(D)	(D)
7997	Membership sports and recreation clubs	**	**	**	**	41	7 798	2 208	376	266
7999	Amusement and recreation services, n.e.c.	**	**	**	**	101	9 885	2 631	710	620
7999 pt.	Concession operators of amusement devices, rides	**	**	**	**	11	793	216	39	73
7999 pt.	Carnivals, circuses, and fairs	**	**	**	**	7	1 368	320	30	23
7999 pt.	Other commercial recreation and amusements	**	**	**	**	83	7 724	2 095	641	524
80, ex. 806	Health services, except hospitals	††	††	††	††	1 725	425 761	183 756	44 407	15 136
801	Offices of physicians	††	††	††	††	759	189 052	90 749	22 244	3 766
802	Offices of dentists	††	††	††	††	470	62 967	19 235	4 182	1 749
803	Offices of osteopathic physicians	††	††	††	††	25	(D)	(D)	(D)	(D)
8041	Offices of chiropractors	††	††	††	††	88	8 815	2 246	476	235
8042	Offices of optometrists	††	††	††	††	159	20 304	4 241	986	426
805	Nursing and personal care facilities	††	††	††	††	141	(D)	(D)	(D)	(D)
8049, 807, 8, 9	Other health services	††	††	††	††	83	12 110	4 669	1 071	390
807	Medical and dental laboratories	††	††	††	††	31	6 166	2 322	536	143
8071	Medical laboratories	††	††	††	††	15	4 488	1 767	400	92
8072	Dental laboratories	††	††	††	††	16	1 678	555	136	51
8049, 808, 9	Other health services, n.e.c.	††	††	††	††	52	5 944	2 347	535	247
81	Legal services	††	††	††	††	545	65 509	16 168	3 772	1 504
823, 4, 9	Selected educational services	††	††	††	††	10	796	229	52	30
823	Libraries and information centers	**	**	**	**	-	-	-	-	-
824	Correspondence schools and vocational schools	**	**	**	**	3	(D)	(D)	(D)	(D)
829	Schools and educational services, n.e.c.	**	**	**	**	7	(D)	(D)	(D)	(D)
891	Engineering, architectural, and surveying services	††	††	††	††	116	(D)	(D)	(D)	(D)
891 pt.	Architectural services	**	**	**	**	31	4 925	1 758	419	115
891 pt.	Engineering services	**	**	**	**	48	(D)	(D)	(D)	(D)
891 pt.	Surveying services	**	**	**	**	37	1 983	807	189	96
893	Accounting, auditing, and bookkeeping services	††	††	††	††	259	29 411	11 352	3 125	1 004
83, 892, 9	Social and other services	††	††	††	††	83	5 463	2 401	553	422
83	Social services	**	**	**	**	66	4 453	2 091	491	395
835	Child day care services	**	**	**	**	51	1 700	827	217	232
832, 3, 6, 9	Other social services	**	**	**	**	15	2 753	1 264	274	163
892, 9	Other services	**	**	**	**	17	1 010	310	62	27

Table 5b. Summary Statistics for Firms Exempt From Federal Income Tax for the Area Outside Standard Metropolitan Statistical Areas: 1982

[Includes only establishments with payroll. For meaning of abbreviations and symbols, see introductory text. For explanation of terms and comparability of 1977 and 1982 censuses, see appendix A. For definitions of SMSA's, see appendix D]

SIC code	Kind of business or operation	Establishments (number)	Revenue (\$1,000)	Annual payroll (\$1,000)	First quarter payroll (\$1,000)	Paid employees for pay period including March 12 (number)
	Total	1 115	205 125	85 871	19 970	12 953
7011 pt., 7032, 704	Hotels, camps, and membership lodging	70	7 027	1 635	405	315
7011 pt.	Hotels	1	(D)	(D)	(D)	(D)
7032	Sporting and recreational camps	17	(D)	(D)	(D)	(D)
704	Organization hotels and lodging houses, on membership basis	52	4 967	864	225	175
7391, 2, 7	Research, testing, and consulting services	5	1 151	484	135	24
7391	Research and development laboratories	2	(D)	(D)	(D)	(D)
7392	Management, consulting, and public relations services	2	(D)	(D)	(D)	(D)
7397	Testing laboratories and facilities	1	(D)	(D)	(D)	(D)
792, 7997, 7999 pt., 84	Selected amusement, recreation, and related services	65	11 929	4 033	741	525
792	Producers, orchestras, and entertainers	3	160	55	9	5
7922	Theatrical producers (except motion picture) and miscellaneous theatrical services	2	(D)	(D)	(D)	(D)
7929	Bands, orchestras, actors, and other entertainers and entertainment groups	1	(D)	(D)	(D)	(D)
7999 pt., 84	Museums, art galleries, and botanical and zoological gardens	18	1 271	437	86	62
7999 pt.	Commercial museums, art galleries, and botanical and zoological gardens	2	(D)	(D)	(D)	(D)
84	Noncommercial museums, art galleries, and botanical and zoological gardens	16	(D)	(D)	(D)	(D)
8411	Noncommercial museums and art galleries	14	765	227	49	36
8421	Noncommercial arboreta, botanical and zoological gardens	2	(D)	(D)	(D)	(D)
7997	Membership sports and recreation clubs	38	(D)	(D)	(D)	(D)
7999 pt.	Fairs	6	(D)	(D)	(D)	(D)
805, 8, 9	Selected health services	103	49 763	25 006	5 953	2 696
805	Nursing and personal care facilities	24	28 244	14 396	3 438	1 952
8051	Skilled nursing care facilities	2	(D)	(D)	(D)	(D)
8059	Nursing and personal care facilities, n.e.c.	22	(D)	(D)	(D)	(D)
808	Outpatient care facilities	49	15 586	6 979	1 647	450
809	Health and allied services, n.e.c.	30	5 933	3 631	868	294
81	Legal aid societies and similar legal services	1	(D)	(D)	(D)	(D)
823, 4, 9	Selected educational services	7	(D)	(D)	(D)	(D)
823	Libraries and information centers	3	136	58	11	11
824	Correspondence schools and vocational schools	3	(D)	(D)	(D)	(D)
8241, 9	Correspondence and vocational schools, except vocational high schools, n.e.c.	3	(D)	(D)	(D)	(D)
8243, 4	Data processing, business, and secretarial schools	1	(D)	(D)	(D)	(D)
829	Schools and educational services, n.e.c.	1	(D)	(D)	(D)	(D)
83	Social services	333	86 948	40 141	9 240	6 725
835	Child day care services	52	3 826	2 265	578	392
832, 3, 6, 9	Other social services	281	83 122	37 876	8 662	6 333
832	Individual and family social services	122	15 451	7 427	1 675	1 135
833	Job training and vocational rehabilitation services	56	27 153	16 101	3 561	3 221
836	Residential care	43	21 218	9 231	2 265	1 159
839	Social services, n.e.c.	60	19 300	5 117	1 161	818
861, 2, 4, 9	Selected membership organizations	526	46 210	13 579	3 227	2 587
861	Business associations	35	1 999	793	201	92
864	Civic, social, and fraternal associations	404	40 510	11 727	2 748	2 302
862, 9	Other membership organizations	87	3 701	1 059	278	193
862	Professional membership organizations	12	767	275	77	40
869	Membership organizations, n.e.c.	75	2 934	784	201	153
892	Noncommercial educational, scientific, and research organizations	5	416	151	38	16

Table 6. Summary Statistics for Firms Subject to Federal Income Tax for Counties With 300 Establishments or More: 1982

[For meaning of abbreviations and symbols, see introductory text. For explanation of terms and comparability of 1977 and 1982 censuses, see appendix A. For information on geographic areas followed by Δ, see appendix F.]

SIC code	Geographic area and kind of business or operation	All establishments				Establishments with payroll				
		Number	Receipts (\$1,000)	Unincorporated businesses or operations		Number	Receipts (\$1,000)	Annual payroll (\$1,000)	First quarter payroll (\$1,000)	Paid employees for pay period including March 12 (number)
				Individual proprietorships (number)	Partnerships (number)					
	ALLEN COUNTY									
	Total.....	††	††	††	††	1 607	497 144	185 364	46 986	13 529
70	Hotels, motels, and other lodging places.....	††	††	††	††	30	(D)	(D)	(D)	(D)
7011	Hotels, motor hotels, and motels.....	††	††	††	††	26	18 390	5 656	1 447	850
7011 pt.	Hotels.....	††	††	††	††	8	13 032	4 391	1 166	640
7011 pt.	Motels, motor hotels, and tourist courts.....	††	††	††	††	18	5 358	1 265	281	210
702, 3, 4	Other lodging places.....	††	††	††	††	4	(D)	(D)	(D)	(D)
72	Personal services.....	††	††	††	††	228	32 422	12 512	2 911	1 469
721	Laundry, cleaning, and garment services.....	††	††	††	††	65	14 925	6 082	1 354	623
7215	Coin-operated laundries and dry cleaning.....	††	††	††	††	21	1 525	395	83	70
721 ex. 7215	Other laundry, cleaning, and garment services.....	††	††	††	††	44	13 400	5 687	1 271	553
7211	Power laundries, family and commercial*.....	**	**	**	**	-	-	-	-	-
7216	Dry-cleaning plants, except rug cleaning*.....	**	**	**	**	31	(D)	(D)	(D)	(D)
Other 721	Laundry and cleaning services, n.e.c.*.....	**	**	**	**	13	(D)	(D)	(D)	(D)
722	Photographic studios, portrait.....	††	††	††	††	11	1 297	362	73	49
723, 4	Beauty and barber shops.....	††	††	††	††	110	7 645	3 629	821	444
723	Beauty shops.....	††	††	††	††	102	(D)	(D)	(D)	(D)
724	Barber shops.....	††	††	††	††	8	(D)	(D)	(D)	(D)
725	Shoe repair, shoe shine, and hat-cleaning shops.....	††	††	††	††	3	258	61	12	6
726	Funeral service and crematories.....	††	††	††	††	13	3 980	1 365	358	83
729	Miscellaneous personal services.....	††	††	††	††	26	4 317	1 013	293	264
73	Business services.....	††	††	††	††	306	108 277	40 704	9 935	3 600
731	Advertising.....	††	††	††	††	32	(D)	(D)	(D)	(D)
734	Services to dwellings and other buildings.....	††	††	††	††	44	5 090	2 863	722	577
737	Computer and data processing services.....	††	††	††	††	22	(D)	(D)	(D)	(D)
7392	Management, consulting, and public relations services.....	††	††	††	††	44	18 588	7 559	1 913	464
7394	Equipment rental and leasing services.....	††	††	††	††	28	(D)	(D)	(D)	(D)
Other 73	Other business services.....	††	††	††	††	136	47 277	19 072	4 643	1 994
75	Automotive repair, services, and garages.....	††	††	††	††	189	61 605	15 910	3 860	1 243
751	Automotive rental and leasing, without drivers.....	††	††	††	††	24	28 275	5 057	1 281	323
752	Automobile parking.....	††	††	††	††	22	1 172	238	56	55
753	Automotive repair shops.....	††	††	††	††	115	27 255	9 445	2 232	672
7538	General automotive repair shops.....	††	††	††	††	47	9 078	3 432	852	264
7531	Top and body repair shops.....	††	††	††	††	37	7 841	2 678	591	210
7534, 5, 9	Other automotive repair shops.....	††	††	††	††	31	10 336	3 335	789	198
754	Automotive services, except repair.....	††	††	††	††	28	4 903	1 170	291	193
76	Miscellaneous repair services.....	††	††	††	††	73	40 395	11 481	2 443	628
762	Electrical and electronic repair shops.....	††	††	††	††	21	(D)	(D)	(D)	(D)
7622	Radio and TV repair shops.....	††	††	††	††	7	(D)	(D)	(D)	(D)
7623, 9	Other electrical and electronic repair shops.....	††	††	††	††	14	4 837	1 841	391	102
764	Reupholstery and furniture repair.....	††	††	††	††	9	(D)	(D)	(D)	(D)
763, 9	Other repair shops and related services.....	††	††	††	††	43	33 046	8 966	1 887	469
78, 79	Amusement and recreation services, including motion pictures.....	††	††	††	††	90	22 575	6 434	1 483	991
781, 2	Motion picture production, distribution, and services.....	††	††	††	††	2	(D)	(D)	(D)	(D)
783	Motion picture theaters.....	††	††	††	††	11	4 546	823	174	134
792	Producers, orchestras, and entertainers.....	††	††	††	††	7	(D)	(D)	(D)	(D)
793	Bowling alleys and billiards and pool establishments.....	††	††	††	††	13	4 845	1 505	422	285
79 ex. 792, 3	Commercial sports and other amusement and recreation services.....	††	††	††	††	57	12 318	3 901	855	543
80, ex. 806	Health services, except hospitals.....	††	††	††	††	442	150 719	71 032	19 669	3 341
801	Offices of physicians.....	††	††	††	††	219	94 727	48 710	14 599	1 302
802	Offices of dentists.....	††	††	††	††	114	23 032	8 828	1 927	610
803	Offices of osteopathic physicians.....	††	††	††	††	1	(D)	(D)	(D)	(D)
8041	Offices of chiropractors.....	††	††	††	††	14	1 191	264	48	26
8042	Offices of optometrists.....	††	††	††	††	24	2 742	654	135	60
805	Nursing and personal care facilities.....	††	††	††	††	14	16 568	7 933	1 846	972
8049, 807, 8, 9	Other health services.....	††	††	††	††	56	(D)	(D)	(D)	(D)
81	Legal services.....	††	††	††	††	103	28 374	6 564	1 508	454
823, 4, 9	Selected educational services.....	††	††	††	††	8	(D)	(D)	(D)	(D)
891	Engineering, architectural, and surveying services.....	††	††	††	††	46	13 648	7 091	1 618	314
893	Accounting, auditing, and bookkeeping services.....	††	††	††	††	68	16 714	6 393	1 700	442
83, 892, 9	Social and other services.....	††	††	††	††	24	1 537	650	153	104
83	Social services.....	**	**	**	**	20	(D)	(D)	(D)	(D)
892, 9	Other services.....	**	**	**	**	4	(D)	(D)	(D)	(D)

Table 6. Summary Statistics for Firms Subject to Federal Income Tax for Counties With 300 Establishments or More: 1982—Con.

[For meaning of abbreviations and symbols, see introductory text. For explanation of terms and comparability of 1977 and 1982 censuses, see appendix A. For information on geographic areas followed by Δ, see appendix F]

SIC code	Geographic area and kind of business or operation	All establishments				Establishments with payroll				
		Number	Receipts (\$1,000)	Unincorporated businesses or operations		Number	Receipts (\$1,000)	Annual payroll (\$1,000)	First quarter payroll (\$1,000)	Paid employees for pay period including March 12 (number)
				Individual proprietorships (number)	Partnerships (number)					
BARTHOLOMEW COUNTY										
	Total	††	††	††	††	316	67 104	26 197	6 344	2 142
70	Hotels, motels, and other lodging places	††	††	††	††	4	(D)	(D)	(D)	(D)
7011	Hotels, motor hotels, and motels.....	††	††	††	††	4	(D)	(D)	(D)	(D)
7011 pt.	Hotels.....	††	††	††	††	-	-	-	-	-
7011 pt.	Motels, motor hotels, and tourist courts.....	††	††	††	††	4	(D)	(D)	(D)	(D)
702, 3, 4	Other lodging places.....	††	††	††	††	-	-	-	-	-
72	Personal services	††	††	††	††	37	(D)	(D)	(D)	(D)
721	Laundry, cleaning, and garment services.....	††	††	††	††	16	5 830	2 049	480	195
7215	Coin-operated laundries and dry cleaning.....	††	††	††	††	4	316	78	18	12
721 ex.	Other laundry, cleaning, and garment services.....	††	††	††	††	12	5 514	1 971	462	183
7215	Power laundries, family and commercial*.....	1	(D)	(D)	(D)	(D)
7216	Dry-cleaning plants, except rug cleaning*.....	5	(D)	(D)	(D)	(D)
Other 721	Laundry and cleaning services, n.e.c.*.....	6	(D)	(D)	(D)	(D)
722	Photographic studios, portrait.....	††	††	††	††	2	(D)	(D)	(D)	(D)
723, 4	Beauty and barber shops	††	††	††	††	8	361	141	29	21
723	Beauty shops.....	††	††	††	††	7	(D)	(D)	(D)	(D)
724	Barber shops.....	††	††	††	††	1	(D)	(D)	(D)	(D)
725	Shoe repair, shoe shine, and hat-cleaning shops.....	††	††	††	††	1	(D)	(D)	(D)	(D)
726	Funeral service and crematories.....	††	††	††	††	4	(D)	(D)	(D)	(D)
729	Miscellaneous personal services.....	††	††	††	††	6	1 002	317	78	66
73	Business services	††	††	††	††	55	7 998	3 023	807	290
731	Advertising.....	††	††	††	††	2	(D)	(D)	(D)	(D)
734	Services to dwellings and other buildings.....	††	††	††	††	12	882	353	90	77
737	Computer and data processing services.....	††	††	††	††	3	2 091	650	148	38
7392	Management, consulting, and public relations services.....	††	††	††	††	12	1 653	778	195	36
7394	Equipment rental and leasing services.....	††	††	††	††	4	861	256	96	18
Other 73	Other business services.....	††	††	††	††	22	(D)	(D)	(D)	(D)
75	Automotive repair, services, and garages	††	††	††	††	28	3 803	979	247	104
751	Automotive rental and leasing, without drivers.....	††	††	††	††	1	(D)	(D)	(D)	(D)
752	Automobile parking.....	††	††	††	††	-	-	-	-	-
753	Automotive repair shops.....	††	††	††	††	23	3 145	828	202	77
7538	General automotive repair shops.....	††	††	††	††	3	407	94	23	6
7531	Top and body repair shops.....	††	††	††	††	10	1 648	430	104	36
7534, 5, 9	Other automotive repair shops.....	††	††	††	††	10	1 090	304	75	35
754	Automotive services, except repair.....	††	††	††	††	4	(D)	(D)	(D)	(D)
76	Miscellaneous repair services	††	††	††	††	15	3 736	1 029	241	76
762	Electrical and electronic repair shops.....	††	††	††	††	3	519	173	46	22
7622	Radio and TV repair shops.....	††	††	††	††	2	(D)	(D)	(D)	(D)
7623, 9	Other electrical and electronic repair shops.....	††	††	††	††	1	(D)	(D)	(D)	(D)
764	Reupholstery and furniture repair.....	††	††	††	††	2	(D)	(D)	(D)	(D)
763, 9	Other repair shops and related services.....	††	††	††	††	10	(D)	(D)	(D)	(D)
78, 79	Amusement and recreation services, including motion pictures	††	††	††	††	15	3 252	780	173	113
781, 2	Motion picture production, distribution, and services.....	††	††	††	††	-	-	-	-	-
783	Motion picture theaters.....	††	††	††	††	4	1 096	221	43	41
792	Producers, orchestras, and entertainers.....	††	††	††	††	-	-	-	-	-
793	Bowling alleys and billiards and pool establishments.....	††	††	††	††	3	818	236	44	23
79 ex. 792, 3	Commercial sports and other amusement and recreation services.....	††	††	††	††	8	1 338	323	86	49
80, ex. 806	Health services, except hospitals	††	††	††	††	99	25 007	11 744	2 864	719
801	Offices of physicians.....	††	††	††	††	51	15 515	8 258	1 936	268
802	Offices of dentists.....	††	††	††	††	28	5 024	1 806	372	146
803	Offices of osteopathic physicians.....	††	††	††	††	-	-	-	-	-
8041	Offices of chiropractors.....	††	††	††	††	5	623	196	39	13
8042	Offices of optometrists.....	††	††	††	††	8	571	152	40	16
805	Nursing and personal care facilities.....	††	††	††	††	3	2 473	1 107	416	250
8049, 807, 8, 9	Other health services.....	††	††	††	††	4	801	225	61	26
81	Legal services	††	††	††	††	27	4 535	1 691	422	100
823, 4, 9	Selected educational services	††	††	††	††	2	(D)	(D)	(D)	(D)
891	Engineering, architectural, and surveying services	††	††	††	††	15	3 311	1 941	399	110
893	Accounting, auditing, and bookkeeping services	††	††	††	††	14	1 377	548	148	44
83, 892, 9	Social and other services	††	††	††	††	5	309	168	38	45
83	Social services.....	4	(D)	(D)	(D)	(D)
892, 9	Other services.....	1	(D)	(D)	(D)	(D)

Table 6. Summary Statistics for Firms Subject to Federal Income Tax for Counties With 300 Establishments or More: 1982—Con.

[For meaning of abbreviations and symbols, see introductory text. For explanation of terms and comparability of 1977 and 1982 censuses, see appendix A. For information on geographic areas followed by Δ, see appendix F]

SIC code	Geographic area and kind of business or operation	All establishments				Establishments with payroll				
		Number	Receipts (\$1,000)	Unincorporated businesses or operations		Number	Receipts (\$1,000)	Annual payroll (\$1,000)	First quarter payroll (\$1,000)	Paid employees for pay period including March 12 (number)
				Individual proprietorships (number)	Partnerships (number)					
CLARK COUNTY										
	Total.....	††	††	††	††	359	76 440	29 700	6 759	2 568
70	Hotels, motels, and other lodging places.....	††	††	††	††	19	(D)	(D)	(D)	(D)
7011	Hotels, motor hotels, and motels.....	††	††	††	††	17	(D)	(D)	(D)	(D)
7011 pt.	Hotels.....	††	††	††	††	2	(D)	(D)	(D)	(D)
7011 pt.	Motels, motor hotels, and tourist courts.....	††	††	††	††	15	(D)	(D)	(D)	(D)
702, 3, 4	Other lodging places.....	††	††	††	††	2	(D)	(D)	(D)	(D)
72	Personal services.....	††	††	††	††	67	6 859	2 686	648	408
721	Laundry, cleaning, and garment services.....	††	††	††	††	13	2 189	920	231	151
7215	Coin-operated laundries and dry cleaning.....	††	††	††	††	3	162	54	13	11
721 ex.	Other laundry, cleaning, and garment services.....	††	††	††	††	10	2 027	866	218	140
7215		††	††	††	††					
7211	Power laundries, family and commercial*.....	**	**	**	**	2	(D)	(D)	(D)	(D)
7216	Dry-cleaning plants, except rug cleaning*.....	**	**	**	**	6	(D)	(D)	(D)	(D)
Other 721	Laundry and cleaning services, n.e.c.*.....	**	**	**	**	2	(D)	(D)	(D)	(D)
722	Photographic studios, portrait.....	††	††	††	††	4	(D)	(D)	(D)	(D)
723, 4	Beauty and barber shops.....	††	††	††	††	34	2 127	1 010	240	123
723	Beauty shops.....	††	††	††	††	28	1 860	891	212	111
724	Barber shops.....	††	††	††	††	6	267	119	28	12
725	Shoe repair, shoe shine, and hat-cleaning shops.....	††	††	††	††	2	(D)	(D)	(D)	(D)
726	Funeral service and crematories.....	††	††	††	††	6	1 162	417	78	32
729	Miscellaneous personal services.....	††	††	††	††	8	888	251	77	71
73	Business services.....	††	††	††	††	26	8 075	3 716	874	236
731	Advertising.....	††	††	††	††	-	-	-	-	-
734	Services to dwellings and other buildings.....	††	††	††	††	4	227	50	9	6
737	Computer and data processing services.....	††	††	††	††	-	(D)	(D)	(D)	(D)
7392	Management, consulting, and public relations services.....	††	††	††	††	3	(D)	(D)	(D)	(D)
7394	Equipment rental and leasing services.....	††	††	††	††	2	(D)	(D)	(D)	(D)
Other 73	Other business services.....	††	††	††	††	17	(D)	(D)	(D)	(D)
75	Automotive repair, services, and garages.....	††	††	††	††	47	8 649	2 442	555	192
751	Automotive rental and leasing, without drivers.....	††	††	††	††	5	(D)	(D)	(D)	(D)
752	Automobile parking.....	††	††	††	††	-	-	-	-	-
753	Automotive repair shops.....	††	††	††	††	35	(D)	(D)	(D)	(D)
7538	General automotive repair shops.....	††	††	††	††	16	2 859	755	165	60
7531	Top and body repair shops.....	††	††	††	††	9	1 616	595	139	39
7534, 5, 9	Other automotive repair shops.....	††	††	††	††	10	(D)	(D)	(D)	(D)
754	Automotive services, except repair.....	††	††	††	††	7	(D)	(D)	(D)	(D)
76	Miscellaneous repair services.....	††	††	††	††	22	2 999	995	241	75
762	Electrical and electronic repair shops.....	††	††	††	††	5	298	57	13	7
7622	Radio and TV repair shops.....	††	††	††	††	3	(D)	(D)	(D)	(D)
7623, 9	Other electrical and electronic repair shops.....	††	††	††	††	2	(D)	(D)	(D)	(D)
764	Reupholstery and furniture repair.....	††	††	††	††	1	(D)	(D)	(D)	(D)
763, 9	Other repair shops and related services.....	††	††	††	††	16	(D)	(D)	(D)	(D)
78, 79	Amusement and recreation services, including motion pictures.....	††	††	††	††	26	6 116	1 837	419	251
781, 2	Motion picture production, distribution, and services.....	††	††	††	††	2	(D)	(D)	(D)	(D)
783	Motion picture theaters.....	††	††	††	††	4	(D)	(D)	(D)	(D)
792	Producers, orchestras, and entertainers.....	††	††	††	††	3	(D)	(D)	(D)	(D)
793	Bowling alleys and billiards and pool establishments.....	††	††	††	††	5	(D)	(D)	(D)	(D)
79 ex. 792, 3	Commercial sports and other amusement and recreation services.....	††	††	††	††	12	1 843	413	75	48
80, ex. 806	Health services, except hospitals.....	††	††	††	††	95	28 314	12 982	2 888	831
801	Offices of physicians.....	††	††	††	††	52	15 546	8 045	1 681	254
802	Offices of dentists.....	††	††	††	††	22	3 291	1 111	234	95
803	Offices of osteopathic physicians.....	††	††	††	††	-	-	-	-	-
8041	Offices of chiropractors.....	††	††	††	††	3	(D)	(D)	(D)	(D)
8042	Offices of optometrists.....	††	††	††	††	6	1 846	234	54	15
805	Nursing and personal care facilities.....	††	††	††	††	6	(D)	(D)	(D)	(D)
8049, 807, 8, 9	Other health services.....	††	††	††	††	6	(D)	(D)	(D)	(D)
81	Legal services.....	††	††	††	††	28	2 804	592	123	67
823, 4, 9	Selected educational services.....	††	††	††	††	1	(D)	(D)	(D)	(D)
891	Engineering, architectural, and surveying services.....	††	††	††	††	10	(D)	(D)	(D)	(D)
893	Accounting, auditing, and bookkeeping services.....	††	††	††	††	12	822	319	101	35
83, 892, 9	Social and other services.....	††	††	††	††	6	(D)	(D)	(D)	(D)
83	Social services.....	**	**	**	**	4	384	176	39	29
892, 9	Other services.....	**	**	**	**	2	(D)	(D)	(D)	(D)
DELAWARE COUNTY (Coextensive with Muncie, Ind., SMSA; see table 4a.)										

Table 6. Summary Statistics for Firms Subject to Federal Income Tax for Counties With 300 Establishments or More: 1982—Con.

[For meaning of abbreviations and symbols, see introductory text. For explanation of terms and comparability of 1977 and 1982 censuses, see appendix A. For information on geographic areas followed by Δ, see appendix F]

SIC code	Geographic area and kind of business or operation	All establishments				Establishments with payroll				
		Number	Receipts (\$1,000)	Unincorporated businesses or operations		Number	Receipts (\$1,000)	Annual payroll (\$1,000)	First quarter payroll (\$1,000)	Paid employees for pay period including March 12 (number)
				Individual proprietorships (number)	Partnerships (number)					
	ELKHART COUNTY (Coextensive with Elkhart, Ind., SMSA; see table 4a.)									
	GRANT COUNTY									
	Total.....	††	††	††	††	309	62 243	25 291	5 761	1 879
70	Hotels, motels, and other lodging places.....	††	††	††	††	9	2 947	721	133	93
7011	Hotels, motor hotels, and motels.....	††	††	††	††	6	(D)	(D)	(D)	(D)
7011 pt.	Hotels.....	††	††	††	††	2	(D)	(D)	(D)	(D)
7011 pt.	Motels, motor hotels, and tourist courts.....	††	††	††	††	4	(D)	(D)	(D)	(D)
702, 3, 4	Other lodging places.....	††	††	††	††	3	(D)	(D)	(D)	(D)
72	Personal services.....	††	††	††	††	48	6 143	2 296	550	307
721	Laundry, cleaning, and garment services.....	††	††	††	††	14	2 627	1 179	270	121
7215	Coin-operated laundries and dry cleaning.....	††	††	††	††	6	258	51	13	13
721 ex.	Other laundry, cleaning, and garment services.....	††	††	††	††	8	2 369	1 128	257	108
7215	Power laundries, family and commercial*.....	-	-	-	-	-
7211	Dry-cleaning plants, except rug cleaning*.....	3	(D)	(D)	(D)	(D)
7216	Laundry and cleaning services, n.e.c.*.....	5	(D)	(D)	(D)	(D)
Other 721										
722	Photographic studios, portrait.....	††	††	††	††	4	315	58	18	17
723, 4	Beauty and barber shops.....	††	††	††	††	12	812	373	93	66
723	Beauty shops.....	††	††	††	††	12	812	373	93	66
724	Barber shops.....	††	††	††	††	-	-	-	-	-
725	Shoe repair, shoe shine, and hat-cleaning shops.....	††	††	††	††	1	(D)	(D)	(D)	(D)
726	Funeral service and crematories.....	††	††	††	††	11	1 621	400	93	31
729	Miscellaneous personal services.....	††	††	††	††	6	(D)	(D)	(D)	(D)
73	Business services.....	††	††	††	††	34	8 777	3 716	853	320
731	Advertising.....	††	††	††	††	-	-	-	-	-
734	Services to dwellings and other buildings.....	††	††	††	††	4	(D)	(D)	(D)	(D)
737	Computer and data processing services.....	††	††	††	††	3	(D)	(D)	(D)	(D)
7392	Management, consulting, and public relations services.....	††	††	††	††	6	2 534	974	162	37
7394	Equipment rental and leasing services.....	††	††	††	††	3	384	105	25	10
Other 73	Other business services.....	††	††	††	††	18	2 792	1 473	369	121
75	Automotive repair, services, and garages.....	††	††	††	††	32	4 035	1 024	228	110
751	Automotive rental and leasing, without drivers.....	††	††	††	††	1	(D)	(D)	(D)	(D)
752	Automobile parking.....	††	††	††	††	1	(D)	(D)	(D)	(D)
753	Automotive repair shops.....	††	††	††	††	24	3 405	865	196	79
7538	General automotive repair shops.....	††	††	††	††	11	1 056	317	71	30
7531	Top and body repair shops.....	††	††	††	††	5	643	223	45	20
7534, 5, 9	Other automotive repair shops.....	††	††	††	††	8	1 706	325	80	29
754	Automotive services, except repair.....	††	††	††	††	6	(D)	(D)	(D)	(D)
76	Miscellaneous repair services.....	††	††	††	††	13	1 385	578	137	47
762	Electrical and electronic repair shops.....	††	††	††	††	5	225	53	13	8
7622	Radio and TV repair shops.....	††	††	††	††	3	(D)	(D)	(D)	(D)
7623, 9	Other electrical and electronic repair shops.....	††	††	††	††	2	(D)	(D)	(D)	(D)
764	Reupholstery and furniture repair.....	††	††	††	††	2	(D)	(D)	(D)	(D)
763, 9	Other repair shops and related services.....	††	††	††	††	6	(D)	(D)	(D)	(D)
78, 79	Amusement and recreation services, including motion pictures.....	††	††	††	††	17	3 562	927	177	111
781, 2	Motion picture production, distribution, and services.....	††	††	††	††	-	-	-	-	-
783	Motion picture theaters.....	††	††	††	††	2	(D)	(D)	(D)	(D)
792	Producers, orchestras, and entertainers.....	††	††	††	††	1	(D)	(D)	(D)	(D)
793	Bowling alleys and billiards and pool establishments.....	††	††	††	††	3	655	167	45	34
79 ex. 792, 3	Commercial sports and other amusement and recreation services.....	††	††	††	††	11	2 423	685	118	63
80, ex. 806	Health services, except hospitals.....	††	††	††	††	100	29 162	14 237	3 281	717
801	Offices of physicians.....	††	††	††	††	55	(D)	(D)	(D)	(D)
802	Offices of dentists.....	††	††	††	††	26	4 766	1 739	308	113
803	Offices of osteopathic physicians.....	††	††	††	††	-	-	-	-	-
8041	Offices of chiropractors.....	††	††	††	††	1	(D)	(D)	(D)	(D)
8042	Offices of optometrists.....	††	††	††	††	7	498	121	40	11
805	Nursing and personal care facilities.....	††	††	††	††	5	6 489	3 017	654	280
8049, 807, 8, 9	Other health services.....	††	††	††	††	6	599	185	40	20
81	Legal services.....	††	††	††	††	35	4 077	987	191	94
823, 4, 9	Selected educational services.....	††	††	††	††	3	(D)	(D)	(D)	(D)
891	Engineering, architectural, and surveying services.....	††	††	††	††	3	(D)	(D)	(D)	(D)
893	Accounting, auditing, and bookkeeping services.....	††	††	††	††	11	1 462	619	165	51
83, 892, 9	Social and other services.....	††	††	††	††	4	278	99	26	18
83	Social services.....	3	(D)	(D)	(D)	(D)
892, 9	Other services.....	1	(D)	(D)	(D)	(D)

Table 6. Summary Statistics for Firms Subject to Federal Income Tax for Counties With 300 Establishments or More: 1982—Con.

[For meaning of abbreviations and symbols, see introductory text. For explanation of terms and comparability of 1977 and 1982 censuses, see appendix A. For information on geographic areas followed by Δ, see appendix F]

SIC code	Geographic area and kind of business or operation	All establishments				Establishments with payroll				
		Number	Receipts (\$1,000)	Unincorporated businesses or operations		Number	Receipts (\$1,000)	Annual payroll (\$1,000)	First quarter payroll (\$1,000)	Paid employees for pay period including March 12 (number)
				Individual proprietorships (number)	Partnerships (number)					
HAMILTON COUNTY										
	Total.....	††	††	††	††	414	82 719	31 940	8 305	2 440
70	Hotels, motels, and other lodging places.....	††	††	††	††	4	560	103	22	21
7011	Hotels, motor hotels, and motels.....	††	††	††	††	3	(D)	(D)	(D)	(D)
7011 pt.	Hotels.....	††	††	††	††	2	(D)	(D)	(D)	(D)
7011 pt.	Motels, motor hotels, and tourist courts.....	††	††	††	††	1	(D)	(D)	(D)	(D)
702, 3, 4	Other lodging places.....	††	††	††	††	1	(D)	(D)	(D)	(D)
72	Personal services.....	††	††	††	††	57	4 709	1 732	392	206
721	Laundry, cleaning, and garment services.....	††	††	††	††	13	1 390	483	114	78
7215	Coin-operated laundries and dry cleaning.....	††	††	††	††	3	(D)	(D)	(D)	(D)
721 ex.	Other laundry, cleaning, and garment services.....	††	††	††	††	10	(D)	(D)	(D)	(D)
7215	Power laundries, family and commercial*.....	1	(D)	(D)	(D)	(D)
7211	Dry-cleaning plants, except rug cleaning*.....	5	746	267	61	39
7216	Laundry and cleaning services, n.e.c.*.....	4	(D)	(D)	(D)	(D)
Other 721										
722	Photographic studios, portrait.....	††	††	††	††	2	(D)	(D)	(D)	(D)
723, 4	Beauty and barber shops.....	††	††	††	††	28	1 863	855	186	76
723	Beauty shops.....	††	††	††	††	25	(D)	(D)	(D)	(D)
724	Barber shops.....	††	††	††	††	3	(D)	(D)	(D)	(D)
725	Shoe repair, shoe shine, and hat-cleaning shops.....	††	††	††	††	-	-	-	-	-
726	Funeral service and crematories.....	††	††	††	††	6	(D)	(D)	(D)	(D)
729	Miscellaneous personal services.....	††	††	††	††	8	592	209	48	40
73	Business services.....	††	††	††	††	83	13 524	4 885	1 238	339
731	Advertising.....	††	††	††	††	5	642	346	79	18
734	Services to dwellings and other buildings.....	††	††	††	††	19	1 550	538	121	57
737	Computer and data processing services.....	††	††	††	††	8	552	208	66	13
7392	Management, consulting, and public relations services.....	††	††	††	††	19	5 179	2 260	669	136
7394	Equipment rental and leasing services.....	††	††	††	††	8	1 906	666	136	44
Other 73	Other business services.....	††	††	††	††	24	3 695	867	167	71
75	Automotive repair, services, and garages.....	††	††	††	††	36	6 522	1 446	301	115
751	Automotive rental and leasing, without drivers.....	††	††	††	††	1	(D)	(D)	(D)	(D)
752	Automobile parking.....	††	††	††	††	-	-	-	-	-
753	Automotive repair shops.....	††	††	††	††	28	5 296	1 270	258	88
7538	General automotive repair shops.....	††	††	††	††	17	3 845	858	169	57
7531	Top and body repair shops.....	††	††	††	††	7	913	283	66	23
7534, 5, 9	Other automotive repair shops.....	††	††	††	††	4	538	129	23	8
754	Automotive services, except repair.....	††	††	††	††	7	(D)	(D)	(D)	(D)
76	Miscellaneous repair services.....	††	††	††	††	13	2 192	661	144	51
762	Electrical and electronic repair shops.....	††	††	††	††	3	213	47	8	3
7622	Radio and TV repair shops.....	††	††	††	††	2	(D)	(D)	(D)	(D)
7623, 9	Other electrical and electronic repair shops.....	††	††	††	††	1	(D)	(D)	(D)	(D)
764	Reupholstery and furniture repair.....	††	††	††	††	1	(D)	(D)	(D)	(D)
763, 9	Other repair shops and related services.....	††	††	††	††	9	(D)	(D)	(D)	(D)
78, 79	Amusement and recreation services, including motion pictures.....	††	††	††	††	27	5 304	1 028	242	181
781, 2	Motion picture production, distribution, and services.....	††	††	††	††	-	-	-	-	-
783	Motion picture theaters.....	††	††	††	††	2	(D)	(D)	(D)	(D)
792	Producers, orchestras, and entertainers.....	††	††	††	††	2	(D)	(D)	(D)	(D)
793	Bowling alleys and billiards and pool establishments.....	††	††	††	††	2	(D)	(D)	(D)	(D)
79 ex. 792, 3	Commercial sports and other amusement and recreation services.....	††	††	††	††	21	5 006	929	222	167
80, ex. 806	Health services, except hospitals.....	††	††	††	††	128	31 822	14 166	3 631	1 080
801	Offices of physicians.....	††	††	††	††	51	10 746	5 563	1 496	175
802	Offices of dentists.....	††	††	††	††	43	6 008	1 681	375	139
803	Offices of osteopathic physicians.....	††	††	††	††	3	(D)	(D)	(D)	(D)
8041	Offices of chiropractors.....	††	††	††	††	3	(D)	(D)	(D)	(D)
8042	Offices of optometrists.....	††	††	††	††	7	1 027	202	44	17
805	Nursing and personal care facilities.....	††	††	††	††	10	10 435	4 831	1 068	648
8049, 807, 8, 9	Other health services.....	††	††	††	††	11	3 261	1 788	624	93
81	Legal services.....	††	††	††	††	20	5 219	1 888	619	117
823, 4, 9	Selected educational services.....	††	††	††	††	1	(D)	(D)	(D)	(D)
891	Engineering, architectural, and surveying services.....	††	††	††	††	16	6 556	3 411	787	137
893	Accounting, auditing, and bookkeeping services.....	††	††	††	††	16	4 942	1 987	518	114
83, 892, 9	Social and other services.....	††	††	††	††	13	(D)	(D)	(D)	(D)
83	Social services.....	8	662	266	84	68
892, 9	Other services.....	5	(D)	(D)	(D)	(D)

Table 6. Summary Statistics for Firms Subject to Federal Income Tax for Counties With 300 Establishments or More: 1982—Con.

[For meaning of abbreviations and symbols, see introductory text. For explanation of terms and comparability of 1977 and 1982 censuses, see appendix A. For information on geographic areas followed by Δ, see appendix F]

SIC code	Geographic area and kind of business or operation	All establishments				Establishments with payroll				
		Number	Receipts (\$1,000)	Unincorporated businesses or operations		Number	Receipts (\$1,000)	Annual payroll (\$1,000)	First quarter payroll (\$1,000)	Paid employees for pay period including March 12 (number)
				Individual proprietorships (number)	Partnerships (number)					
HOWARD COUNTY										
	Total.....	††	††	††	††	374	79 638	32 453	7 888	2 618
70	Hotels, motels, and other lodging places.....	††	††	††	††	6	(D)	(D)	(D)	(D)
7011	Hotels, motor hotels, and motels.....	††	††	††	††	4	3 456	1 018	240	154
7011 pt.	Hotels.....	††	††	††	††	1	(D)	(D)	(D)	(D)
7011 pt.	Motels, motor hotels, and tourist courts.....	††	††	††	††	3	(D)	(D)	(D)	(D)
702, 3, 4	Other lodging places.....	††	††	††	††	2	(D)	(D)	(D)	(D)
72	Personal services.....	††	††	††	††	70	9 722	2 815	709	410
721	Laundry, cleaning, and garment services.....	††	††	††	††	27	(D)	(D)	(D)	(D)
7215	Coin-operated laundries and dry cleaning.....	††	††	††	††	7	(D)	(D)	(D)	(D)
721 ex.	Other laundry, cleaning, and garment services.....	††	††	††	††	20	4 503	1 341	325	144
7215	Power laundries, family and commercial*.....	1	(D)	(D)	(D)	(D)
7216	Dry-cleaning plants, except rug cleaning*.....	9	1 078	467	107	61
Other 721	Laundry and cleaning services, n.e.c.*.....	10	(D)	(D)	(D)	(D)
722	Photographic studios, portrait.....	††	††	††	††	6	(D)	(D)	(D)	(D)
723, 4	Beauty and barber shops.....	††	††	††	††	22	(D)	(D)	(D)	(D)
723	Beauty shops.....	††	††	††	††	18	(D)	(D)	(D)	(D)
724	Barber shops.....	††	††	††	††	4	(D)	(D)	(D)	(D)
725	Shoe repair, shoe shine, and hat-cleaning shops.....	††	††	††	††	1	(D)	(D)	(D)	(D)
726	Funeral service and crematories.....	††	††	††	††	4	2 090	391	146	25
729	Miscellaneous personal services.....	††	††	††	††	10	964	381	66	97
73	Business services.....	††	††	††	††	30	(D)	(D)	(D)	(D)
731	Advertising.....	††	††	††	††	-	-	-	-	-
734	Services to dwellings and other buildings.....	††	††	††	††	13	(D)	(D)	(D)	(D)
737	Computer and data processing services.....	††	††	††	††	1	(D)	(D)	(D)	(D)
7392	Management, consulting, and public relations services.....	††	††	††	††	3	741	260	103	74
7394	Equipment rental and leasing services.....	††	††	††	††	4	777	288	69	26
Other 73	Other business services.....	††	††	††	††	9	2 045	1 327	288	133
75	Automotive repair, services, and garages.....	††	††	††	††	40	5 543	1 503	343	171
751	Automotive rental and leasing, without drivers.....	††	††	††	††	2	(D)	(D)	(D)	(D)
752	Automobile parking.....	††	††	††	††	-	-	-	-	-
753	Automotive repair shops.....	††	††	††	††	28	(D)	(D)	(D)	(D)
7538	General automotive repair shops.....	††	††	††	††	6	(D)	(D)	(D)	(D)
7531	Top and body repair shops.....	††	††	††	††	9	(D)	(D)	(D)	(D)
7534, 5, 9	Other automotive repair shops.....	††	††	††	††	13	1 906	495	110	42
754	Automotive services, except repair.....	††	††	††	††	10	1 241	360	86	68
76	Miscellaneous repair services.....	††	††	††	††	19	3 195	906	217	74
762	Electrical and electronic repair shops.....	††	††	††	††	5	(D)	(D)	(D)	(D)
7622	Radio and TV repair shops.....	††	††	††	††	4	332	92	17	9
7623, 9	Other electrical and electronic repair shops.....	††	††	††	††	1	(D)	(D)	(D)	(D)
764	Reupholstery and furniture repair.....	††	††	††	††	1	(D)	(D)	(D)	(D)
763, 9	Other repair shops and related services.....	††	††	††	††	13	(D)	(D)	(D)	(D)
78, 79	Amusement and recreation services, including motion pictures.....	††	††	††	††	24	(D)	(D)	(D)	(D)
781, 2	Motion picture production, distribution, and services.....	††	††	††	††	-	-	-	-	-
783	Motion picture theaters.....	††	††	††	††	4	(D)	(D)	(D)	(D)
792	Producers, orchestras, and entertainers.....	††	††	††	††	-	-	-	-	-
793	Bowling alleys and billiards and pool establishments.....	††	††	††	††	3	1 061	421	55	35
79 ex. 792, 3	Commercial sports and other amusement and recreation services.....	††	††	††	††	17	(D)	(D)	(D)	(D)
80, ex. 806	Health services, except hospitals.....	††	††	††	††	118	38 034	18 403	4 648	1 014
801	Offices of physicians.....	††	††	††	††	52	21 488	11 609	2 938	327
802	Offices of dentists.....	††	††	††	††	35	(D)	(D)	(D)	(D)
803	Offices of osteopathic physicians.....	††	††	††	††	1	(D)	(D)	(D)	(D)
8041	Offices of chiropractors.....	††	††	††	††	6	607	163	35	22
8042	Offices of optometrists.....	††	††	††	††	6	1 171	247	63	19
805	Nursing and personal care facilities.....	††	††	††	††	5	6 094	2 810	646	361
8049, 807, 8, 9	Other health services.....	††	††	††	††	13	1 406	661	103	101
81	Legal services.....	††	††	††	††	34	(D)	(D)	(D)	(D)
823, 4, 9	Selected educational services.....	††	††	††	††	-	(D)	(D)	(D)	(D)
891	Engineering, architectural, and surveying services.....	††	††	††	††	6	(D)	(D)	(D)	(D)
893	Accounting, auditing, and bookkeeping services.....	††	††	††	††	17	2 081	1 057	273	78
83, 892, 9	Social and other services.....	††	††	††	††	10	646	306	70	52
83	Social services.....	10	646	306	70	52
892, 9	Other services.....	-	-	-	-	-

Table 6. Summary Statistics for Firms Subject to Federal Income Tax for Counties With 300 Establishments or More: 1982—Con.

[For meaning of abbreviations and symbols, see introductory text. For explanation of terms and comparability of 1977 and 1982 censuses, see appendix A. For information on geographic areas followed by Δ, see appendix F]

SIC code	Geographic area and kind of business or operation	All establishments				Establishments with payroll				
		Number	Receipts (\$1,000)	Unincorporated businesses or operations		Number	Receipts (\$1,000)	Annual payroll (\$1,000)	First quarter payroll (\$1,000)	Paid employees for pay period including March 12 (number)
				Individual proprietorships (number)	Partnerships (number)					
JOHNSON COUNTY										
	Total	††	††	††	††	312	58 813	21 125	4 890	2 052
70	Hotels, motels, and other lodging places	††	††	††	††	3	(D)	(D)	(D)	(D)
7011	Hotels, motor hotels, and motels	††	††	††	††	3	(D)	(D)	(D)	(D)
7011 pt.	Hotels	††	††	††	††	-	-	-	-	-
7011 pt.	Motels, motor hotels, and tourist courts	††	††	††	††	3	(D)	(D)	(D)	(D)
702, 3, 4	Other lodging places	††	††	††	††	-	-	-	-	-
72	Personal services	††	††	††	††	50	4 841	1 611	373	227
721	Laundry, cleaning, and garment services	††	††	††	††	12	1 267	380	89	57
7215	Coin-operated laundries and dry cleaning	††	††	††	††	5	304	69	16	11
721 ex.	Other laundry, cleaning, and garment services	††	††	††	††	7	963	311	73	46
7215	Power laundries, family and commercial*	**	**	**	**	1	(D)	(D)	(D)	(D)
7211	Dry-cleaning plants, except rug cleaning*	**	**	**	**	5	(D)	(D)	(D)	(D)
7216	Laundry and cleaning services, n.e.c.*	**	**	**	**	1	(D)	(D)	(D)	(D)
Other 721										
722	Photographic studios, portrait	††	††	††	††	3	344	55	12	13
723, 4	Beauty and barber shops	††	††	††	††	24	1 512	753	173	105
723	Beauty shops	††	††	††	††	22	(D)	(D)	(D)	(D)
724	Barber shops	††	††	††	††	2	(D)	(D)	(D)	(D)
725	Shoe repair, shoe shine, and hat-cleaning shops	††	††	††	††	1	(D)	(D)	(D)	(D)
726	Funeral service and crematories	††	††	††	††	6	1 305	317	69	33
729	Miscellaneous personal services	††	††	††	††	4	(D)	(D)	(D)	(D)
73	Business services	††	††	††	††	39	4 303	1 670	390	174
731	Advertising	††	††	††	††	2	(D)	(D)	(D)	(D)
734	Services to dwellings and other buildings	††	††	††	††	12	1 145	527	124	65
737	Computer and data processing services	††	††	††	††	3	639	118	30	4
7392	Management, consulting, and public relations services	††	††	††	††	11	776	389	101	64
7394	Equipment rental and leasing services	††	††	††	††	4	244	55	11	6
Other 73	Other business services	††	††	††	††	7	(D)	(D)	(D)	(D)
75	Automotive repair, services, and garages	††	††	††	††	27	3 449	858	192	67
751	Automotive rental and leasing, without drivers	††	††	††	††	-	(D)	(D)	(D)	(D)
752	Automobile parking	††	††	††	††	-	-	-	-	-
753	Automotive repair shops	††	††	††	††	25	(D)	(D)	(D)	(D)
7538	General automotive repair shops	††	††	††	††	12	1 065	228	59	24
7531	Top and body repair shops	††	††	††	††	10	2 055	551	121	37
7534, 5, 9	Other automotive repair shops	††	††	††	††	3	(D)	(D)	(D)	(D)
754	Automotive services, except repair	††	††	††	††	2	(D)	(D)	(D)	(D)
76	Miscellaneous repair services	††	††	††	††	14	1 013	289	73	34
762	Electrical and electronic repair shops	††	††	††	††	3	202	54	15	5
7622	Radio and TV repair shops	††	††	††	††	3	202	54	15	5
7623, 9	Other electrical and electronic repair shops	††	††	††	††	-	-	-	-	-
764	Reupholstery and furniture repair	††	††	††	††	1	(D)	(D)	(D)	(D)
763, 9	Other repair shops and related services	††	††	††	††	10	(D)	(D)	(D)	(D)
78, 79	Amusement and recreation services, including motion pictures	††	††	††	††	24	7 689	1 934	465	309
781, 2	Motion picture production, distribution, and services	††	††	††	††	-	-	-	-	-
783	Motion picture theaters	††	††	††	††	4	(D)	(D)	(D)	(D)
792	Producers, orchestras, and entertainers	††	††	††	††	2	(D)	(D)	(D)	(D)
793	Bowling alleys and billiards and pool establishments	††	††	††	††	3	(D)	(D)	(D)	(D)
79 ex. 792, 3	Commercial sports and other amusement and recreation services	††	††	††	††	15	3 991	1 095	239	169
80, ex. 806	Health services, except hospitals	††	††	††	††	100	20 282	8 422	1 893	619
801	Offices of physicians	††	††	††	††	44	10 133	4 602	1 004	203
802	Offices of dentists	††	††	††	††	25	2 950	1 000	231	86
803	Offices of osteopathic physicians	††	††	††	††	-	-	-	-	-
8041	Offices of chiropractors	††	††	††	††	5	447	154	29	12
8042	Offices of optometrists	††	††	††	††	11	1 290	258	50	25
805	Nursing and personal care facilities	††	††	††	††	5	4 409	1 930	476	255
8049, 807, 8, 9	Other health services	††	††	††	††	10	1 053	478	103	38
81	Legal services	††	††	††	††	20	3 227	672	170	60
823, 4, 9	Selected educational services	††	††	††	††	3	(D)	(D)	(D)	(D)
891	Engineering, architectural, and surveying services	††	††	††	††	7	2 428	1 284	283	55
893	Accounting, auditing, and bookkeeping services	††	††	††	††	15	2 222	837	231	67
83, 892, 9	Social and other services	††	††	††	††	10	7 508	3 052	693	354
83	Social services	**	**	**	**	7	7 156	2 991	670	345
892, 9	Other services	**	**	**	**	3	352	61	23	9

Table 6. Summary Statistics for Firms Subject to Federal Income Tax for Counties With 300 Establishments or More: 1982—Con.

[For meaning of abbreviations and symbols, see introductory text. For explanation of terms and comparability of 1977 and 1982 censuses, see appendix A. For information on geographic areas followed by Δ, see appendix F]

SIC code	Geographic area and kind of business or operation	All establishments				Establishments with payroll				
		Number	Receipts (\$1,000)	Unincorporated businesses or operations		Number	Receipts (\$1,000)	Annual payroll (\$1,000)	First quarter payroll (\$1,000)	Paid employees for pay period including March 12 (number)
				Individual proprietorships (number)	Partnerships (number)					
LAKE COUNTY										
	Total.....	††	††	††	††	2 128	555 626	212 521	52 773	16 015
70	Hotels, motels, and other lodging places.....	††	††	††	††	34	(D)	(D)	(D)	(D)
7011	Hotels, motor hotels, and motels.....	††	††	††	††	32	(D)	(D)	(D)	(D)
7011 pt.	Hotels.....	††	††	††	††	16	(D)	(D)	(D)	(D)
7011 pt.	Hotels, 25 guestrooms or more.....	11	4 097	1 229	282	200
7011 pt.	Hotels, less than 25 guestrooms.....	5	(D)	(D)	(D)	(D)
7011 pt.	Motels, motor hotels, and tourist courts.....	††	††	††	††	16	(D)	(D)	(D)	(D)
7011 pt.	Motels, tourist courts.....	15	(D)	(D)	(D)	(D)
7011 pt.	Motor hotels.....	1	(D)	(D)	(D)	(D)
702, 3, 4	Other lodging places.....	††	††	††	††	2	(D)	(D)	(D)	(D)
703	Trailer parks and camps.....	††	††	††	††	1	(D)	(D)	(D)	(D)
702, 4	Rooming, boarding, and membership lodging.....	††	††	††	††	1	(D)	(D)	(D)	(D)
72	Personal services.....	††	††	††	††	357	42 128	14 346	3 437	2 034
721	Laundry, cleaning, and garment services.....	††	††	††	††	112	14 034	5 260	1 273	780
7215	Coin-operated laundries and dry cleaning.....	††	††	††	††	37	3 235	882	215	162
721 ex. 7215	Other laundry, cleaning, and garment services.....	††	††	††	††	75	10 799	4 378	1 058	618
7211	Power laundries, family and commercial*.....	5	2 715	1 591	401	193
7216	Dry-cleaning plants, except rug cleaning*.....	47	(D)	(D)	(D)	(D)
Other 721	Laundry and cleaning services, n.e.c.*.....	23	(D)	(D)	(D)	(D)
7212	Garment pressing and agents for laundries and dry cleaners.....	8	(D)	(D)	(D)	(D)
7213	Linen supply*.....	1	(D)	(D)	(D)	(D)
7217	Carpet and upholstery cleaning.....	10	(D)	(D)	(D)	(D)
7218	Industrial laundries*.....	-	-	-	-	-
7214, 9	Other laundry, garment services, including diaper*.....	4	(D)	(D)	(D)	(D)
722	Photographic studios, portrait.....	††	††	††	††	15	(D)	(D)	(D)	(D)
723, 4	Beauty and barber shops.....	††	††	††	††	141	9 029	4 105	949	601
723	Beauty shops.....	††	††	††	††	136	8 913	4 064	939	592
724	Barber shops.....	††	††	††	††	5	116	41	10	9
725	Shoe repair, shoe shine, and hat-cleaning shops.....	††	††	††	††	7	(D)	(D)	(D)	(D)
726	Funeral service and crematories.....	††	††	††	††	34	9 347	2 263	491	182
729	Miscellaneous personal services.....	††	††	††	††	48	(D)	(D)	(D)	(D)
73	Business services.....	††	††	††	††	293	100 775	36 812	9 373	3 622
731	Advertising.....	††	††	††	††	13	4 413	1 222	292	83
7311	Advertising agencies.....	10	(D)	(D)	(D)	(D)
7312	Outdoor advertising services.....	2	(D)	(D)	(D)	(D)
7313	Radio, TV, publishers' advertising representatives.....	-	-	-	-	-
7319	Advertising, n.e.c.....	1	(D)	(D)	(D)	(D)
734	Services to dwellings and other buildings.....	††	††	††	††	56	9 390	4 889	1 196	865
7341	Window cleaning.....	-	-	-	-	-
7342	Disinfecting and exterminating services.....	7	(D)	(D)	(D)	(D)
7349	Cleaning and maintenance services, n.e.c.....	49	(D)	(D)	(D)	(D)
737	Computer and data processing services.....	††	††	††	††	20	(D)	(D)	(D)	(D)
7372	Computer programming and other software services.....	8	(D)	(D)	(D)	(D)
7374	Data processing services.....	9	1 369	577	146	45
7379	Computer related services, n.e.c.....	3	(D)	(D)	(D)	(D)
7392	Management, consulting, and public relations services.....	††	††	††	††	38	12 657	4 851	1 135	572
7394	Equipment rental and leasing services.....	††	††	††	††	41	27 234	7 203	1 962	367
Other 73	Other business services.....	††	††	††	††	125	(D)	(D)	(D)	(D)
732	Credit reporting, collection agencies.....	15	(D)	(D)	(D)	(D)
7331	Direct mail advertising services.....	2	(D)	(D)	(D)	(D)
7332	Blueprinting and photocopying services.....	5	1 027	303	64	21
7333	Commercial photography, art, and graphics.....	10	(D)	(D)	(D)	(D)
7339	Stenographic services; and reproduction services, n.e.c.....	4	(D)	(D)	(D)	(D)
736	Personnel supply services.....	18	(D)	(D)	(D)	(D)
7361	Employment agencies.....	11	(D)	(D)	(D)	(D)
7362	Help supply services.....	6	(D)	(D)	(D)	(D)
7369	Facilities management services.....	1	(D)	(D)	(D)	(D)
7391	Research and development laboratories.....	1	(D)	(D)	(D)	(D)
7397	Testing laboratories and facilities.....	4	(D)	(D)	(D)	(D)
7393	Detective agencies and protective services.....	28	(D)	(D)	(D)	(D)
7395	Photofinishing laboratories*.....	9	(D)	(D)	(D)	(D)
7399 pt.	Sign painting shops.....	4	(D)	(D)	(D)	(D)
7399 pt.	Interior designing.....	2	(D)	(D)	(D)	(D)
7399 pt.	Telephone answering services.....	2	(D)	(D)	(D)	(D)
735, 7396, 7399 pt.	Other business services, n.e.c.....	21	10 616	2 953	1 233	287

Table 6. Summary Statistics for Firms Subject to Federal Income Tax for Counties With 300 Establishments or More: 1982—Con.

[For meaning of abbreviations and symbols, see introductory text. For explanation of terms and comparability of 1977 and 1982 censuses, see appendix A. For information on geographic areas followed by Δ, see appendix F]

SIC code	Geographic area and kind of business or operation	All establishments				Establishments with payroll				
		Number	Receipts (\$1,000)	Unincorporated businesses or operations		Number	Receipts (\$1,000)	Annual payroll (\$1,000)	First quarter payroll (\$1,000)	Paid employees for pay period including March 12 (number)
				Individual proprietorships (number)	Partnerships (number)					
LAKE COUNTY—Con.										
75	Automotive repair, services, and garages.....	††	††	††	††	214	55 287	14 687	3 589	1 130
751	Automotive rental and leasing, without drivers	††	††	††	††	18	(D)	(D)	(D)	(D)
752	Automobile parking	††	††	††	††	2	(D)	(D)	(D)	(D)
7523	Parking lots	††	††	††	††	1	(D)	(D)	(D)	(D)
7525	Parking structures	**	**	**	**	1	(D)	(D)	(D)	(D)
753	Automotive repair shops.....	††	††	††	††	167	37 258	11 118	2 719	772
7538	General automotive repair shops.....	††	††	††	††	61	10 029	2 390	547	206
7538 pt.	General automotive repair shops, except diesel.....	**	**	**	**	55	8 627	1 959	466	179
7538 pt.	Diesel repair shops	**	**	**	**	6	1 402	431	81	27
7531	Top and body repair shops	††	††	††	††	54	11 574	3 738	891	247
7534, 5, 9	Other automotive repair shops	††	††	††	††	52	15 655	4 990	1 281	319
7534	Tire retreading and repair shops	**	**	**	**	2	(D)	(D)	(D)	(D)
7535	Paint shops	**	**	**	**	5	(D)	(D)	(D)	(D)
7539 pt.	Auto electrical and fuel system services	**	**	**	**	2	(D)	(D)	(D)	(D)
7539 pt.	Radiator repair	**	**	**	**	11	(D)	(D)	(D)	(D)
7539 pt.	Glass replacement and repair	**	**	**	**	6	(D)	(D)	(D)	(D)
7539 pt.	Brake, front end, and wheel alignment	**	**	**	**	-	(D)	(D)	(D)	(D)
7539 pt.	Exhaust system services (muffler shops)	**	**	**	**	13	(D)	(D)	(D)	(D)
7539 pt.	Transmission repair shops	**	**	**	**	12	(D)	(D)	(D)	(D)
7539 pt.	Other automotive repair shops, n.e.c.	**	**	**	**	1	(D)	(D)	(D)	(D)
754	Automotive services, except repair	††	††	††	††	27	4 276	1 314	338	208
7542	Car washes	**	**	**	**	17	(D)	(D)	(D)	(D)
7549	Other automotive services	**	**	**	**	10	(D)	(D)	(D)	(D)
76	Miscellaneous repair services	††	††	††	††	90	29 371	9 630	2 513	581
762	Electrical and electronic repair shops	††	††	††	††	31	8 755	3 128	716	187
7622	Radio and TV repair shops	††	††	††	††	13	(D)	(D)	(D)	(D)
7623, 9	Other electrical and electronic repair shops	††	††	††	††	18	(D)	(D)	(D)	(D)
7623	Refrigeration and air-conditioning repair shops	**	**	**	**	6	(D)	(D)	(D)	(D)
7629	Electrical and electronic repair shops, n.e.c.	**	**	**	**	12	3 297	1 275	285	58
764	Reupholstery and furniture repair	††	††	††	††	10	(D)	(D)	(D)	(D)
763, 9	Other repair shops and related services.....	††	††	††	††	49	(D)	(D)	(D)	(D)
763	Watch, clock, and jewelry repair	**	**	**	**	1	(D)	(D)	(D)	(D)
769	Miscellaneous repair and related services	**	**	**	**	48	19 497	6 174	1 720	362
7692	Welding repair	**	**	**	**	5	(D)	(D)	(D)	(D)
7694	Armature rewinding shops	**	**	**	**	5	(D)	(D)	(D)	(D)
7699	Repair shops and related services, n.e.c.	**	**	**	**	38	(D)	(D)	(D)	(D)
78, 79	Amusement and recreation services, including motion pictures..	††	††	††	††	84	26 212	6 054	1 285	1 026
781, 2	Motion picture production, distribution, and services	††	††	††	††	1	(D)	(D)	(D)	(D)
783	Motion picture theaters.....	††	††	††	††	14	5 492	1 289	274	178
7832	Motion picture theaters, except drive-in	**	**	**	**	11	(D)	(D)	(D)	(D)
7833	Drive-in motion picture theaters	**	**	**	**	3	(D)	(D)	(D)	(D)
792	Producers, orchestras, and entertainers	††	††	††	††	6	(D)	(D)	(D)	(D)
7922	Theatrical producers (except motion picture) and miscellaneous theatrical services	**	**	**	**	2	(D)	(D)	(D)	(D)
7929	Bands, orchestras, actors, and other entertainers and entertainment groups	**	**	**	**	4	(D)	(D)	(D)	(D)
793	Bowling alleys and billiards and pool establishments	††	††	††	††	20	7 218	2 112	538	353
7932	Billiard and pool establishments.....	††	††	††	††	3	138	35	7	7
7933	Bowling alleys	††	††	††	††	17	7 080	2 077	531	346
79 ex. 792, 3	Commercial sports and other amusement and recreation services ..	††	††	††	††	43	(D)	(D)	(D)	(D)
794	Commercial sports.....	††	††	††	††	1	(D)	(D)	(D)	(D)
7941	Professional sports clubs, managers, promoters	††	††	††	††	1	(D)	(D)	(D)	(D)
7948	Racing, including track operation	††	††	††	††	1	(D)	(D)	(D)	(D)
79 ex. 792, 3, 4	Other amusement and recreation services	††	††	††	††	42	(D)	(D)	(D)	(D)
791	Dance halls, studios, and schools	**	**	**	**	3	(D)	(D)	(D)	(D)
7992	Public golf courses	**	**	**	**	1	(D)	(D)	(D)	(D)
7993	Coin-operated amusement device operators.....	**	**	**	**	6	(D)	(D)	(D)	(D)
7996	Amusement parks	**	**	**	**	1	(D)	(D)	(D)	(D)
7997	Membership sports and recreation clubs	**	**	**	**	14	2 429	598	105	93
7999	Amusement and recreation services, n.e.c.	**	**	**	**	17	2 691	724	144	159
7999 pt.	Concession operators of amusement devices, rides	**	**	**	**	1	(D)	(D)	(D)	(D)
7999 pt.	Carnivals, circuses, and fairs.....	**	**	**	**	1	(D)	(D)	(D)	(D)
7999 pt.	Other commercial recreation and amusements.....	**	**	**	**	16	(D)	(D)	(D)	(D)

Table 6. Summary Statistics for Firms Subject to Federal Income Tax for Counties With 300 Establishments or More: 1982—Con.

[For meaning of abbreviations and symbols, see introductory text. For explanation of terms and comparability of 1977 and 1982 censuses, see appendix A. For information on geographic areas followed by Δ, see appendix F]

SIC code	Geographic area and kind of business or operation	All establishments				Establishments with payroll				
		Number	Receipts (\$1,000)	Unincorporated businesses or operations		Number	Receipts (\$1,000)	Annual payroll (\$1,000)	First quarter payroll (\$1,000)	Paid employees for pay period including March 12 (number)
				Individual proprietorships (number)	Partnerships (number)					
LAKE COUNTY—Con.										
80, ex. 806	Health services, except hospitals -----	††	††	††	††	678	213 228	96 469	23 773	4 922
801	Offices of physicians -----	††	††	††	††	375	133 502	63 869	15 805	2 097
802	Offices of dentists -----	††	††	††	††	161	34 810	13 764	3 362	762
803	Offices of osteopathic physicians -----	††	††	††	††	6	1 583	753	192	46
8041	Offices of chiropractors -----	††	††	††	††	12	1 660	418	85	57
8042	Offices of optometrists -----	††	††	††	††	37	5 898	1 440	357	124
805	Nursing and personal care facilities -----	††	††	††	††	18	20 063	8 748	2 214	1 348
8049, 807, 8, 9	Other health services -----	††	††	††	††	69	15 712	7 477	1 758	488
807	Medical and dental laboratories -----	††	††	††	††	27	4 025	1 437	354	114
8071	Medical laboratories -----	††	††	††	††	12	(D)	(D)	(D)	(D)
8072	Dental laboratories -----	††	††	††	††	15	(D)	(D)	(D)	(D)
8049, 808, 9	Other health services, n.e.c. -----	††	††	††	††	42	11 687	6 040	1 404	374
81	Legal services -----	††	††	††	††	207	37 888	14 292	3 520	810
823, 4, 9	Selected educational services -----	††	††	††	††	11	(D)	(D)	(D)	(D)
823	Libraries and information centers -----	††	††	††	††	1	(D)	(D)	(D)	(D)
824	Correspondence schools and vocational schools -----	††	††	††	††	5	(D)	(D)	(D)	(D)
829	Schools and educational services, n.e.c. -----	††	††	††	††	5	(D)	(D)	(D)	(D)
891	Engineering, architectural, and surveying services -----	††	††	††	††	42	16 517	8 685	2 551	459
891 pt.	Architectural services -----	††	††	††	††	12	(D)	(D)	(D)	(D)
891 pt.	Engineering services -----	††	††	††	††	27	13 091	7 303	2 141	373
891 pt.	Surveying services -----	††	††	††	††	3	(D)	(D)	(D)	(D)
893	Accounting, auditing, and bookkeeping services -----	††	††	††	††	69	8 532	3 110	810	252
83, 892, 9	Social and other services -----	††	††	††	††	49	(D)	(D)	(D)	(D)
83	Social services -----	††	††	††	††	37	(D)	(D)	(D)	(D)
835	Child day care services -----	††	††	††	††	28	1 207	476	134	156
832, 3, 6, 9	Other social services -----	††	††	††	††	9	(D)	(D)	(D)	(D)
892, 9	Other services -----	††	††	††	††	12	(D)	(D)	(D)	(D)
LA PORTE COUNTY										
	Total -----	††	††	††	††	457	105 003	43 336	10 370	3 685
70	Hotels, motels, and other lodging places -----	††	††	††	††	16	(D)	(D)	(D)	(D)
7011	Hotels, motor hotels, and motels -----	††	††	††	††	13	(D)	(D)	(D)	(D)
7011 pt.	Hotels -----	††	††	††	††	1	(D)	(D)	(D)	(D)
7011 pt.	Motels, motor hotels, and tourist courts -----	††	††	††	††	12	(D)	(D)	(D)	(D)
702, 3, 4	Other lodging places -----	††	††	††	††	3	(D)	(D)	(D)	(D)
72	Personal services -----	††	††	††	††	74	9 192	3 722	728	502
721	Laundry, cleaning, and garment services -----	††	††	††	††	20	2 291	819	226	113
7215	Coin-operated laundries and dry cleaning -----	††	††	††	††	6	494	82	23	21
721 ex. 7215	Other laundry, cleaning, and garment services -----	††	††	††	††	14	1 797	737	203	92
7211	Power laundries, family and commercial* -----	††	††	††	††	1	(D)	(D)	(D)	(D)
7216	Dry-cleaning plants, except rug cleaning* -----	††	††	††	††	8	(D)	(D)	(D)	(D)
Other 721	Laundry and cleaning services, n.e.c.* -----	††	††	††	††	5	(D)	(D)	(D)	(D)
722	Photographic studios, portrait -----	††	††	††	††	2	(D)	(D)	(D)	(D)
723, 4	Beauty and barber shops -----	††	††	††	††	32	2 082	987	203	130
723	Beauty shops -----	††	††	††	††	31	(D)	(D)	(D)	(D)
724	Barber shops -----	††	††	††	††	1	(D)	(D)	(D)	(D)
725	Shoe repair, shoe shine, and hat-cleaning shops -----	††	††	††	††	1	(D)	(D)	(D)	(D)
726	Funeral service and crematories -----	††	††	††	††	9	2 231	720	147	40
729	Miscellaneous personal services -----	††	††	††	††	10	(D)	(D)	(D)	(D)
73	Business services -----	††	††	††	††	65	16 055	7 077	1 683	803
731	Advertising -----	††	††	††	††	4	505	162	27	9
734	Services to dwellings and other buildings -----	††	††	††	††	14	1 589	830	188	154
737	Computer and data processing services -----	††	††	††	††	3	1 642	590	144	40
7392	Management, consulting, and public relations services -----	††	††	††	††	9	1 749	616	164	64
7394	Equipment rental and leasing services -----	††	††	††	††	7	2 428	733	181	38
Other 73	Other business services -----	††	††	††	††	28	8 142	4 146	979	498
75	Automotive repair, services, and garages -----	††	††	††	††	57	8 405	2 230	574	201
751	Automotive rental and leasing, without drivers -----	††	††	††	††	5	(D)	(D)	(D)	(D)
752	Automobile parking -----	††	††	††	††	-	-	-	-	-
753	Automotive repair shops -----	††	††	††	††	44	5 424	1 658	420	144
7538	General automotive repair shops -----	††	††	††	††	20	1 992	561	151	59
7531	Top and body repair shops -----	††	††	††	††	12	1 939	688	169	44
7534, 5, 9	Other automotive repair shops -----	††	††	††	††	12	1 493	409	100	41
754	Automotive services, except repair -----	††	††	††	††	8	(D)	(D)	(D)	(D)

Table 6. Summary Statistics for Firms Subject to Federal Income Tax for Counties With 300 Establishments or More: 1982—Con.

[For meaning of abbreviations and symbols, see introductory text. For explanation of terms and comparability of 1977 and 1982 censuses, see appendix A. For information on geographic areas followed by Δ, see appendix F]

SIC code	Geographic area and kind of business or operation	All establishments				Establishments with payroll				
		Number	Receipts (\$1,000)	Unincorporated businesses or operations		Number	Receipts (\$1,000)	Annual payroll (\$1,000)	First quarter payroll (\$1,000)	Paid employees for pay period including March 12 (number)
				Individual proprietorships (number)	Partnerships (number)					
LA PORTE COUNTY—Con.										
76	Miscellaneous repair services	††	††	††	††	23	3 260	984	251	83
762	Electrical and electronic repair shops	††	††	††	††	4	619	216	49	13
7622	Radio and TV repair shops	††	††	††	††	2	(D)	(D)	(D)	(D)
7623, 9	Other electrical and electronic repair shops	††	††	††	††	2	(D)	(D)	(D)	(D)
764	Reupholstery and furniture repair	††	††	††	††	3	322	132	31	12
763, 9	Other repair shops and related services	††	††	††	††	16	2 319	636	171	58
78, 79	Amusement and recreation services, including motion pictures	††	††	††	††	20	4 574	1 207	298	201
781, 2	Motion picture production, distribution, and services	††	††	††	††	1	(D)	(D)	(D)	(D)
783	Motion picture theaters	††	††	††	††	4	1 871	498	118	71
792	Producers, orchestras, and entertainers	††	††	††	††	-	-	-	-	-
793	Bowling alleys and billiards and pool establishments	††	††	††	††	4	1 564	391	114	78
79 ex. 792, 3	Commercial sports and other amusement and recreation services	††	††	††	††	11	(D)	(D)	(D)	(D)
80, ex. 806	Health services, except hospitals	††	††	††	††	127	45 572	21 728	5 377	1 326
801	Offices of physicians	††	††	††	††	57	24 603	13 292	3 275	415
802	Offices of dentists	††	††	††	††	45	7 090	2 420	546	185
803	Offices of osteopathic physicians	††	††	††	††	1	(D)	(D)	(D)	(D)
8041	Offices of chiropractors	††	††	††	††	3	(D)	(D)	(D)	(D)
8042	Offices of optometrists	††	††	††	††	6	(D)	(D)	(D)	(D)
805	Nursing and personal care facilities	††	††	††	††	4	7 682	3 856	1 085	583
8049, 807, 8, 9	Other health services	††	††	††	††	11	4 049	1 586	332	90
81	Legal services	††	††	††	††	34	4 947	1 147	275	111
823, 4, 9	Selected educational services	††	††	††	††	1	(D)	(D)	(D)	(D)
891	Engineering, architectural, and surveying services	††	††	††	††	14	2 766	1 360	310	75
893	Accounting, auditing, and bookkeeping services	††	††	††	††	16	2 973	1 279	323	72
83, 892, 9	Social and other services	††	††	††	††	10	532	252	58	43
83	Social services	9	(D)	(D)	(D)	(D)
892, 9	Other services	1	(D)	(D)	(D)	(D)
MADISON COUNTY (Coextensive with Anderson, Ind., SMSA; see table 4a.)										
MARION COUNTY Δ										
	Total	††	††	††	††	4 733	1 781 728	678 141	163 096	47 873
70	Hotels, motels, and other lodging places	††	††	††	††	93	118 528	33 955	7 629	4 490
7011	Hotels, motor hotels, and motels	††	††	††	††	89	118 267	33 907	7 618	4 477
7011 pt.	Hotels	††	††	††	††	25	59 176	17 493	4 031	2 305
7011 pt.	Hotels, 25 guestrooms or more	††	††	††	††	21	(D)	(D)	(D)	(D)
7011 pt.	Hotels, less than 25 guestrooms	††	††	††	††	4	(D)	(D)	(D)	(D)
7011 pt.	Motels, motor hotels, and tourist courts	††	††	††	††	64	59 091	16 414	3 587	2 172
7011 pt.	Motels, tourist courts	††	††	††	††	53	(D)	(D)	(D)	(D)
7011 pt.	Motor hotels	††	††	††	††	11	(D)	(D)	(D)	(D)
702, 3, 4	Other lodging places	††	††	††	††	4	261	48	11	13
703	Trailer parks and camps	††	††	††	††	2	(D)	(D)	(D)	(D)
702, 4	Rooming, boarding, and membership lodging	††	††	††	††	2	(D)	(D)	(D)	(D)
72	Personal services	††	††	††	††	583	115 153	38 496	9 244	4 904
721	Laundry, cleaning, and garment services	††	††	††	††	177	47 076	16 282	3 872	1 851
7215	Coin-operated laundries and dry cleaning	††	††	††	††	52	6 817	1 416	338	234
721 ex. 7215	Other laundry, cleaning, and garment services	††	††	††	††	125	40 259	14 866	3 534	1 617
7211	Power laundries, family and commercial*	6	(D)	(D)	(D)	(D)
7216	Dry-cleaning plants, except rug cleaning*	70	11 571	4 482	1 020	571
Other 721	Laundry and cleaning services, n.e.c.*	49	(D)	(D)	(D)	(D)
7212	Garment pressing and agents for laundries and dry cleaners	9	(D)	(D)	(D)	(D)
7213	Linen supply*	4	(D)	(D)	(D)	(D)
7217	Carpet and upholstery cleaning	23	3 268	1 191	284	164
7218	Industrial laundries*	5	(D)	(D)	(D)	(D)
7214, 9	Other laundry, garment services, including diaper*	8	(D)	(D)	(D)	(D)
722	Photographic studios, portrait	††	††	††	††	31	13 751	3 038	743	379
723, 4	Beauty and barber shops	††	††	††	††	212	15 331	7 185	1 637	842
723	Beauty shops	††	††	††	††	187	13 661	6 457	1 463	775
724	Barber shops	††	††	††	††	25	1 670	728	174	67
725	Shoe repair, shoe shine, and hat-cleaning shops	††	††	††	††	13	(D)	(D)	(D)	(D)
726	Funeral service and crematories	††	††	††	††	47	15 610	4 640	1 078	351
729	Miscellaneous personal services	††	††	††	††	103	(D)	(D)	(D)	(D)

Table 6. Summary Statistics for Firms Subject to Federal Income Tax for Counties With 300 Establishments or More: 1982—Con.

[For meaning of abbreviations and symbols, see introductory text. For explanation of terms and comparability of 1977 and 1982 censuses, see appendix A. For information on geographic areas followed by Δ, see appendix F]

SIC code	Geographic area and kind of business or operation	All establishments				Establishments with payroll				
		Number	Receipts (\$1,000)	Unincorporated businesses or operations		Number	Receipts (\$1,000)	Annual payroll (\$1,000)	First quarter payroll (\$1,000)	Paid employees for pay period including March 12 (number)
				Individual proprietorships (number)	Partnerships (number)					
MARION COUNTY Δ—Con.										
73	Business services	††	††	††	††	974	465 209	198 894	47 472	15 260
731	Advertising	††	††	††	††	70	31 963	12 005	3 009	670
7311	Advertising agencies	**	**	**	**	57	(D)	(D)	(D)	(D)
7312	Outdoor advertising services	**	**	**	**	4	(D)	(D)	(D)	(D)
7313	Radio, TV, publishers' advertising representatives	**	**	**	**	4	(D)	(D)	(D)	(D)
7319	Advertising, n.e.c.	**	**	**	**	5	961	272	49	18
734	Services to dwellings and other buildings	††	††	††	††	135	26 181	14 008	3 091	2 282
7341	Window cleaning	**	**	**	**	3	(D)	(D)	(D)	(D)
7342	Disinfecting and exterminating services	**	**	**	**	19	(D)	(D)	(D)	(D)
7349	Cleaning and maintenance services, n.e.c.	**	**	**	**	113	19 137	11 171	2 450	2 038
737	Computer and data processing services	††	††	††	††	92	89 257	32 420	7 638	1 830
7372	Computer programming and other software services	**	**	**	**	27	21 226	8 057	1 763	313
7374	Data processing services	**	**	**	**	45	50 561	19 147	4 606	1 250
7379	Computer related services, n.e.c.	**	**	**	**	20	17 470	5 216	1 269	267
7392	Management, consulting, and public relations services	††	††	††	††	181	77 048	31 216	8 262	2 176
7394	Equipment rental and leasing services	††	††	††	††	63	35 270	8 421	1 917	459
Other 73	Other business services	††	††	††	††	433	205 490	100 824	23 555	7 843
732	^redit reporting, collection agencies	**	**	**	**	31	13 023	4 770	1 172	378
7331	Direct mail advertising services	**	**	**	**	6	(D)	(D)	(D)	(D)
7332	Blueprinting and photocopying services	**	**	**	**	7	(D)	(D)	(D)	(D)
7333	Commercial photography, art, and graphics	**	**	**	**	46	14 465	4 571	1 076	262
7339	Stenographic services; and reproduction services, n.e.c.	**	**	**	**	29	3 078	870	227	80
736	Personnel supply services	**	**	**	**	78	63 305	47 790	10 727	2 827
7361	Employment agencies	**	**	**	**	45	(D)	(D)	(D)	(D)
7362	Help supply services	**	**	**	**	31	(D)	(D)	(D)	(D)
7369	Facilities management services	**	**	**	**	2	(D)	(D)	(D)	(D)
7391	Research and development laboratories	**	**	**	**	6	(D)	(D)	(D)	(D)
7397	Testing laboratories and facilities	**	**	**	**	12	3 225	1 075	313	61
7393	Detective agencies and protective services	**	**	**	**	55	40 953	19 902	4 788	2 218
7395	Photofinishing laboratories*	**	**	**	**	13	(D)	(D)	(D)	(D)
7399 pt	Sign painting shops	**	**	**	**	3	(D)	(D)	(D)	(D)
7399 pt	Interior designing	**	**	**	**	18	(D)	(D)	(D)	(D)
7399 pt	Telephone answering services	**	**	**	**	8	907	390	80	57
735, 7396, 7399 pt.	Other business services, n.e.c.	**	**	**	**	121	39 994	12 568	3 101	1 136
75	Automotive repair, services, and garages	††	††	††	††	460	149 508	35 998	8 756	2 860
751	Automotive rental and leasing, without drivers	††	††	††	††	48	58 439	8 680	2 203	556
752	Automobile parking	††	††	††	††	70	10 008	1 821	437	202
7523	Parking lots	**	**	**	**	54	(D)	(D)	(D)	(D)
7525	Parking structures	**	**	**	**	16	(D)	(D)	(D)	(D)
753	Automotive repair shops	††	††	††	††	288	69 876	21 934	5 151	1 564
7538	General automotive repair shops	††	††	††	††	123	22 118	6 681	1 580	546
7538 pt	General automotive repair shops, except diesel	**	**	**	**	109	19 277	5 572	1 290	460
7538 pt	Diesel repair shops	**	**	**	**	14	2 841	1 109	290	86
7531	Top and body repair shops	††	††	††	††	64	14 098	5 096	1 113	329
7534, 5, 9	Other automotive repair shops	††	††	††	††	101	33 660	10 157	2 458	689
7534	Tire retreading and repair shops	**	**	**	**	7	(D)	(D)	(D)	(D)
7535	Paint shops	**	**	**	**	5	928	326	59	44
7539 pt	Auto electrical and fuel system services	**	**	**	**	10	(D)	(D)	(D)	(D)
7539 pt	Radiator repair	**	**	**	**	11	(D)	(D)	(D)	(D)
7539 pt	Glass replacement and repair	**	**	**	**	13	(D)	(D)	(D)	(D)
7539 pt	Brake, front end, and wheel alignment	**	**	**	**	15	6 617	2 026	459	124
7539 pt	Exhaust system services (muffler shops)	**	**	**	**	13	5 250	1 378	416	73
7539 pt	Transmission repair shops	**	**	**	**	20	5 572	1 952	525	154
7539 pt	Other automotive repair shops, n.e.c.	**	**	**	**	7	(D)	(D)	(D)	(D)
754	Automotive services, except repair	††	††	††	††	54	11 185	3 563	965	538
7542	Car washes	**	**	**	**	34	6 619	1 738	506	384
7549	Other automotive services	**	**	**	**	20	4 566	1 825	459	154
76	Miscellaneous repair services	††	††	††	††	227	72 649	23 911	5 975	1 501
762	Electrical and electronic repair shops	††	††	††	††	75	23 572	7 137	1 631	435
7622	Radio and TV repair shops	††	††	††	††	34	8 630	2 431	571	180
7623, 9	Other electrical and electronic repair shops	††	††	††	††	41	14 942	4 706	1 060	255
7623	Refrigeration and air-conditioning repair shops	**	**	**	**	9	(D)	(D)	(D)	(D)
7629	Electrical and electronic repair shops, n.e.c.	**	**	**	**	32	(D)	(D)	(D)	(D)
764	Reupholstery and furniture repair	††	††	††	††	27	2 479	948	192	94
763, 9	Other repair shops and related services	††	††	††	††	125	46 598	15 826	4 152	972
763	Watch, clock, and jewelry repair	**	**	**	**	15	(D)	(D)	(D)	(D)
769	Miscellaneous repair and related services	**	**	**	**	110	(D)	(D)	(D)	(D)
7692	Welding repair	**	**	**	**	14	2 689	1 117	412	109
7694	Armature rewinding shops	**	**	**	**	7	(D)	(D)	(D)	(D)
7699	Repair shops and related services, n.e.c.	**	**	**	**	89	28 939	9 752	2 486	636

Table 6. Summary Statistics for Firms Subject to Federal Income Tax for Counties With 300 Establishments or More: 1982—Con.

[For meaning of abbreviations and symbols, see introductory text. For explanation of terms and comparability of 1977 and 1982 censuses, see appendix A. For information on geographic areas followed by Δ, see appendix F]

SIC code	Geographic area and kind of business or operation	All establishments				Establishments with payroll				
		Number	Receipts (\$1,000)	Unincorporated businesses or operations		Number	Receipts (\$1,000)	Annual payroll (\$1,000)	First quarter payroll (\$1,000)	Paid employees for pay period including March 12 (number)
				Individual proprietorships (number)	Partnerships (number)					
MARION COUNTY Δ—Con.										
78, 79	Amusement and recreation services, including motion pictures...	††	††	††	††	213	108 410	24 772	5 864	2 419
781, 2	Motion picture production, distribution, and services	††	††	††	††	28	18 014	4 347	996	244
783	Motion picture theaters.....	††	††	††	††	32	16 388	2 602	599	385
7832	Motion picture theaters, except drive-in	**	**	**	**	25	15 204	2 303	561	354
7833	Drive-in motion picture theaters	**	**	**	**	7	1 184	299	38	31
792	Producers, orchestras, and entertainers	††	††	††	††	28	12 221	1 632	376	240
7922	Theatrical producers (except motion picture) and miscellaneous theatrical services	**	**	**	**	13	(D)	(D)	(D)	(D)
7929	Bands, orchestras, actors, and other entertainers and entertainment groups	**	**	**	**	15	(D)	(D)	(D)	(D)
793	Bowling alleys and billiards and pool establishments	††	††	††	††	21	11 412	3 287	867	547
7932	Billiard and pool establishments	††	††	††	††	1	(D)	(D)	(D)	(D)
7933	Bowling alleys.....	††	††	††	††	20	(D)	(D)	(D)	(D)
79 ex. 792, 3	Commercial sports and other amusement and recreation services	††	††	††	††	104	50 375	12 904	3 026	1 003
794	Commercial sports.....	††	††	††	††	12	28 634	6 801	1 519	343
7941	Professional sports clubs, managers, promoters	††	††	††	††	4	(D)	(D)	(D)	(D)
7948	Racing, including track operation	††	††	††	††	8	(D)	(D)	(D)	(D)
79 ex. 792, 3, 4	Other amusement and recreation services	††	††	††	††	92	21 741	6 103	1 507	660
791	Dance halls, studios, and schools	**	**	**	**	10	(D)	(D)	(D)	(D)
7992	Public golf courses	**	**	**	**	2	(D)	(D)	(D)	(D)
7993	Coin-operated amusement device operators	**	**	**	**	17	9 011	2 579	703	167
7996	Amusement parks	**	**	**	**	-	-	-	-	-
7997	Membership sports and recreation clubs	**	**	**	**	23	4 710	1 443	388	210
7999	Amusement and recreation services, n.e.c.	**	**	**	**	40	6 118	1 548	323	203
7999 pt.	Concession operators of amusement devices, rides	**	**	**	**	1	(D)	(D)	(D)	(D)
7999 pt.	Carnivals, circuses, and fairs	**	**	**	**	1	(D)	(D)	(D)	(D)
7999 pt.	Other commercial recreation and amusements.....	**	**	**	**	38	(D)	(D)	(D)	(D)
80, ex. 806	Health services, except hospitals	††	††	††	††	1 340	419 891	195 117	46 933	9 296
801	Offices of physicians.....	††	††	††	††	728	248 331	127 782	31 186	3 353
802	Offices of dentists.....	††	††	††	††	349	54 185	19 818	4 818	1 354
803	Offices of osteopathic physicians.....	††	††	††	††	16	3 295	1 472	362	57
8041	Offices of chiropractors	††	††	††	††	21	2 715	555	125	55
8042	Offices of optometrists	††	††	††	††	42	7 633	1 987	594	139
805	Nursing and personal care facilities	††	††	††	††	55	57 779	24 607	5 899	3 233
8049, 807, 8, 9	Other health services	††	††	††	††	129	45 953	18 896	3 949	1 105
807	Medical and dental laboratories	††	††	††	††	59	19 322	8 401	1 997	558
8071	Medical laboratories	††	††	††	††	32	11 448	4 475	1 084	274
8072	Dental laboratories	††	††	††	††	27	7 874	3 926	913	284
8049, 808, 9	Other health services, n.e.c.	††	††	††	††	70	26 631	10 495	1 952	547
81	Legal services.....	††	††	††	††	370	129 317	38 501	9 855	1 935
823, 4, 9	Selected educational services.....	††	††	††	††	24	9 165	2 727	646	244
823	Libraries and information centers.....	**	**	**	**	-	-	-	-	-
824	Correspondence schools and vocational schools.....	**	**	**	**	13	(D)	(D)	(D)	(D)
829	Schools and educational services, n.e.c.	**	**	**	**	11	(D)	(D)	(D)	(D)
891	Engineering, architectural, and surveying services	††	††	††	††	185	105 631	50 669	12 228	2 653
891 pt.	Architectural services	**	**	**	**	66	36 695	16 826	4 013	1 041
891 pt.	Engineering services.....	**	**	**	**	106	64 666	31 370	7 643	1 487
891 pt.	Surveying services.....	**	**	**	**	13	4 270	2 473	572	125
893	Accounting, auditing, and bookkeeping services	††	††	††	††	168	73 893	28 674	6 977	1 489
83, 892, 9	Social and other services	††	††	††	††	96	14 374	6 427	1 517	822
83	Social services	**	**	**	**	77	9 162	3 740	895	693
835	Child day care services	**	**	**	**	61	(D)	(D)	(D)	(D)
832, 3, 6, 9	Other social services.....	**	**	**	**	16	(D)	(D)	(D)	(D)
892, 9	Other services	**	**	**	**	19	5 212	2 687	622	129
MONROE COUNTY (Coextensive with Bloomington, Ind., SMSA; see table 4a.)										

Table 6. Summary Statistics for Firms Subject to Federal Income Tax for Counties With 300 Establishments or More: 1982—Con.

[For meaning of abbreviations and symbols, see introductory text. For explanation of terms and comparability of 1977 and 1982 censuses, see appendix A. For information on geographic areas followed by Δ, see appendix F]

SIC code	Geographic area and kind of business or operation	All establishments				Establishments with payroll				
		Number	Receipts (\$1,000)	Unincorporated businesses or operations		Number	Receipts (\$1,000)	Annual payroll (\$1,000)	First quarter payroll (\$1,000)	Paid employees for pay period including March 12 (number)
				Individual proprietorships (number)	Partnerships (number)					
PORTER COUNTY										
	Total.....	††	††	††	††	445	116 766	45 614	11 494	3 417
70	Hotels, motels, and other lodging places.....	††	††	††	††	10	(D)	(D)	(D)	(D)
7011	Hotels, motor hotels, and motels.....	††	††	††	††	10	(D)	(D)	(D)	(D)
7011 pt.	Hotels.....	††	††	††	††	-	(D)	(D)	(D)	(D)
7011 pt.	Motels, motor hotels, and tourist courts.....	††	††	††	††	10	(D)	(D)	(D)	(D)
702, 3, 4	Other lodging places.....	††	††	††	††	-	(D)	(D)	(D)	(D)
72	Personal services.....	††	††	††	††	71	6 924	2 241	474	326
721	Laundry, cleaning, and garment services.....	††	††	††	††	16	2 099	527	120	77
7215	Coin-operated laundries and dry cleaning.....	††	††	††	††	6	432	114	23	17
721 ex.	Other laundry, cleaning, and garment services.....	††	††	††	††	10	1 667	413	97	60
7215	Power laundries, family and commercial*.....	**	**	**	**	-	-	-	-	-
7211	Dry-cleaning plants, except rug cleaning*.....	**	**	**	**	6	(D)	(D)	(D)	(D)
7216	Laundry and cleaning services, n.e.c.*.....	**	**	**	**	4	(D)	(D)	(D)	(D)
Other 721										
722	Photographic studios, portrait.....	††	††	††	††	1	(D)	(D)	(D)	(D)
723, 4	Beauty and barber shops.....	††	††	††	††	38	1 953	808	181	134
723	Beauty shops.....	††	††	††	††	38	1 953	808	181	134
724	Barber shops.....	††	††	††	††	-	-	-	-	-
725	Shoe repair, shoe shine, and hat-cleaning shops.....	††	††	††	††	1	(D)	(D)	(D)	(D)
726	Funeral service and crematories.....	††	††	††	††	8	1 436	256	49	18
729	Miscellaneous personal services.....	††	††	††	††	7	(D)	(D)	(D)	(D)
73	Business services.....	††	††	††	††	56	27 184	12 386	3 121	926
731	Advertising.....	††	††	††	††	-	-	-	-	-
734	Services to dwellings and other buildings.....	††	††	††	††	16	7 684	4 169	1 056	299
737	Computer and data processing services.....	††	††	††	††	3	(D)	(D)	(D)	(D)
7392	Management, consulting, and public relations services.....	††	††	††	††	6	3 651	1 565	463	129
7394	Equipment rental and leasing services.....	††	††	††	††	5	1 623	395	98	27
Other 73	Other business services.....	††	††	††	††	26	(D)	(D)	(D)	(D)
75	Automotive repair, services, and garages.....	††	††	††	††	41	8 642	1 892	473	148
751	Automotive rental and leasing, without drivers.....	††	††	††	††	4	(D)	(D)	(D)	(D)
752	Automobile parking.....	††	††	††	††	-	-	-	-	-
753	Automotive repair shops.....	††	††	††	††	32	6 353	1 503	370	117
7538	General automotive repair shops.....	††	††	††	††	17	4 029	804	184	61
7531	Top and body repair shops.....	††	††	††	††	8	1 599	546	138	39
7534, 5, 9	Other automotive repair shops.....	††	††	††	††	7	725	153	48	17
754	Automotive services, except repair.....	††	††	††	††	5	(D)	(D)	(D)	(D)
76	Miscellaneous repair services.....	††	††	††	††	19	7 689	2 408	642	141
762	Electrical and electronic repair shops.....	††	††	††	††	5	1 214	404	88	24
7622	Radio and TV repair shops.....	††	††	††	††	1	(D)	(D)	(D)	(D)
7623, 9	Other electrical and electronic repair shops.....	††	††	††	††	4	(D)	(D)	(D)	(D)
764	Reupholstery and furniture repair.....	††	††	††	††	1	(D)	(D)	(D)	(D)
763, 9	Other repair shops and related services.....	††	††	††	††	13	(D)	(D)	(D)	(D)
78, 79	Amusement and recreation services, including motion pictures.....	††	††	††	††	25	6 282	1 599	342	268
781, 2	Motion picture production, distribution, and services.....	††	††	††	††	-	-	-	-	-
783	Motion picture theaters.....	††	††	††	††	2	(D)	(D)	(D)	(D)
792	Producers, orchestras, and entertainers.....	††	††	††	††	2	(D)	(D)	(D)	(D)
793	Bowling alleys and billiards and pool establishments.....	††	††	††	††	6	1 905	460	138	100
79 ex. 792, 3	Commercial sports and other amusement and recreation services.....	††	††	††	††	15	(D)	(D)	(D)	(D)
80, ex. 806	Health services, except hospitals.....	††	††	††	††	134	42 008	19 401	5 093	1 093
801	Offices of physicians.....	††	††	††	††	63	22 924	12 201	3 249	321
802	Offices of dentists.....	††	††	††	††	39	7 500	2 602	611	176
803	Offices of osteopathic physicians.....	††	††	††	††	4	894	421	97	14
8041	Offices of chiropractors.....	††	††	††	††	4	519	189	37	11
8042	Offices of optometrists.....	††	††	††	††	8	1 069	200	45	18
805	Nursing and personal care facilities.....	††	††	††	††	4	7 105	3 261	931	508
8049, 807, 8, 9	Other health services.....	††	††	††	††	12	1 997	527	123	45
81	Legal services.....	††	††	††	††	49	6 957	1 598	361	160
823, 4, 9	Selected educational services.....	††	††	††	††	2	(D)	(D)	(D)	(D)
891	Engineering, architectural, and surveying services.....	††	††	††	††	17	3 871	1 997	488	108
893	Accounting, auditing, and bookkeeping services.....	††	††	††	††	13	2 618	879	247	77
83, 892, 9	Social and other services.....	††	††	††	††	8	(D)	(D)	(D)	(D)
83	Social services.....	**	**	**	**	7	(D)	(D)	(D)	(D)
892, 9	Other services.....	**	**	**	**	1	(D)	(D)	(D)	(D)

Table 6. Summary Statistics for Firms Subject to Federal Income Tax for Counties With 300 Establishments or More: 1982—Con.

[For meaning of abbreviations and symbols, see introductory text. For explanation of terms and comparability of 1977 and 1982 censuses, see appendix A. For information on geographic areas followed by Δ, see appendix F.]

SIC code	Geographic area and kind of business or operation	All establishments				Establishments with payroll				
		Number	Receipts (\$1,000)	Unincorporated businesses or operations		Number	Receipts (\$1,000)	Annual payroll (\$1,000)	First quarter payroll (\$1,000)	Paid employees for pay period including March 12 (number)
				Individual proprietorships (number)	Partnerships (number)					
ST. JOSEPH COUNTY										
	Total	††	††	††	††	1 391	403 678	151 519	36 268	12 178
70	Hotels, motels, and other lodging places	††	††	††	††	18	18 975	5 591	1 380	798
7011	Hotels, motor hotels, and motels.....	††	††	††	††	18	18 975	5 591	1 380	798
7011 pt.	Hotels.....	††	††	††	††	6	(D)	(D)	(D)	(D)
7011 pt.	Hotels, motor hotels, and tourist courts.....	††	††	††	††	12	(D)	(D)	(D)	(D)
702, 3, 4	Other lodging places.....	††	††	††	††	-	-	-	-	-
72	Personal services	††	††	††	††	210	30 494	12 126	2 856	1 334
721	Laundry, cleaning, and garment services.....	††	††	††	††	43	14 228	6 085	1 424	523
7215	Coin-operated laundries and dry cleaning.....	††	††	††	††	16	1 095	279	59	57
721 ex.	Other laundry, cleaning, and garment services.....	††	††	††	††	27	13 133	5 806	1 365	466
7215	Power laundries, family and commercial*.....	**	**	**	**	-	-	-	-	-
7211	Dry-cleaning plants, except rug cleaning*.....	**	**	**	**	14	4 530	2 201	473	232
7216	Laundry and cleaning services, n.e.c.*.....	**	**	**	**	13	8 603	3 605	892	234
Other 721										
722	Photographic studios, portrait.....	††	††	††	††	11	(D)	(D)	(D)	(D)
723, 4	Beauty and barber shops.....	††	††	††	††	108	6 774	3 187	743	423
723	Beauty shops.....	††	††	††	††	96	(D)	(D)	(D)	(D)
724	Barber shops.....	††	††	††	††	12	(D)	(D)	(D)	(D)
725	Shoe repair, shoe shine, and hat-cleaning shops.....	††	††	††	††	2	(D)	(D)	(D)	(D)
726	Funeral service and crematories.....	††	††	††	††	17	4 367	1 251	309	111
729	Miscellaneous personal services.....	††	††	††	††	29	4 032	1 343	321	231
73	Business services	††	††	††	††	237	76 943	34 002	8 237	3 086
731	Advertising.....	††	††	††	††	22	5 106	2 466	641	140
734	Services to dwellings and other buildings.....	††	††	††	††	31	(D)	(D)	(D)	(D)
737	Computer and data processing services.....	††	††	††	††	14	(D)	(D)	(D)	(D)
7392	Management, consulting, and public relations services.....	††	††	††	††	44	(D)	(D)	(D)	(D)
7394	Equipment rental and leasing services.....	††	††	††	††	18	(D)	(D)	(D)	(D)
Other 73	Other business services.....	††	††	††	††	108	37 533	18 110	4 250	1 682
75	Automotive repair, services, and garages	††	††	††	††	136	39 060	7 815	1 722	678
751	Automotive rental and leasing, without drivers.....	††	††	††	††	17	(D)	(D)	(D)	(D)
752	Automobile parking.....	††	††	††	††	11	978	207	45	56
753	Automotive repair shops.....	††	††	††	††	91	(D)	(D)	(D)	(D)
7538	General automotive repair shops.....	††	††	††	††	30	(D)	(D)	(D)	(D)
7531	Top and body repair shops.....	††	††	††	††	27	5 665	1 931	460	146
7534, 5, 9	Other automotive repair shops.....	††	††	††	††	34	(D)	(D)	(D)	(D)
754	Automotive services, except repair.....	††	††	††	††	17	(D)	(D)	(D)	(D)
76	Miscellaneous repair services	††	††	††	††	70	21 722	8 436	2 101	469
762	Electrical and electronic repair shops.....	††	††	††	††	32	6 337	1 906	440	132
7622	Radio and TV repair shops.....	††	††	††	††	12	1 401	319	65	30
7623, 9	Other electrical and electronic repair shops.....	††	††	††	††	20	4 936	1 587	375	102
764	Reupholstery and furniture repair.....	††	††	††	††	6	(D)	(D)	(D)	(D)
763, 9	Other repair shops and related services.....	††	††	††	††	32	(D)	(D)	(D)	(D)
78, 79	Amusement and recreation services, including motion pictures	††	††	††	††	60	16 940	4 113	1 008	597
781, 2	Motion picture production, distribution, and services.....	††	††	††	††	2	(D)	(D)	(D)	(D)
783	Motion picture theaters.....	††	††	††	††	8	(D)	(D)	(D)	(D)
792	Producers, orchestras, and entertainers.....	††	††	††	††	6	44	24	6	14
793	Bowling alleys and billiards and pool establishments.....	††	††	††	††	11	3 689	864	232	143
79 ex. 792, 3	Commercial sports and other amusement and recreation services.....	††	††	††	††	33	8 383	2 076	493	282
80, ex. 806	Health services, except hospitals	††	††	††	††	401	133 203	55 106	13 141	3 622
801	Offices of physicians.....	††	††	††	††	195	60 560	26 880	6 335	1 016
802	Offices of dentists.....	††	††	††	††	95	18 987	6 201	1 482	459
803	Offices of osteopathic physicians.....	††	††	††	††	32	(D)	(D)	(D)	(D)
8041	Offices of chiropractors.....	††	††	††	††	7	(D)	(D)	(D)	(D)
8042	Offices of optometrists.....	††	††	††	††	19	(D)	(D)	(D)	(D)
805	Nursing and personal care facilities.....	††	††	††	††	12	19 759	9 448	2 604	1 258
8049, 807, 8, 9	Other health services.....	††	††	††	††	41	(D)	(D)	(D)	(D)
81	Legal services	††	††	††	††	127	22 703	5 822	1 032	390
823, 4, 9	Selected educational services	††	††	††	††	5	504	191	40	12
891	Engineering, architectural, and surveying services	††	††	††	††	47	(D)	(D)	(D)	(D)
893	Accounting, auditing, and bookkeeping services	††	††	††	††	42	23 024	8 603	2 250	517
83, 892, 9	Social and other services	††	††	††	††	38	(D)	(D)	(D)	(D)
83	Social services.....	**	**	**	**	31	(D)	(D)	(D)	(D)
892, 9	Other services.....	**	**	**	**	7	408	128	27	10
TIPPECANOE COUNTY (Coextensive with Lafayette-West Lafayette, Ind., SMSA; see table 4a.)										

Table 6. Summary Statistics for Firms Subject to Federal Income Tax for Counties With 300 Establishments or More: 1982—Con.

[For meaning of abbreviations and symbols, see introductory text. For explanation of terms and comparability of 1977 and 1982 censuses, see appendix A. For information on geographic areas followed by Δ, see appendix F]

SIC code	Geographic area and kind of business or operation	All establishments				Establishments with payroll				
		Number	Receipts (\$1,000)	Unincorporated businesses or operations		Number	Receipts (\$1,000)	Annual payroll (\$1,000)	First quarter payroll (\$1,000)	Paid employees for pay period including March 12 (number)
				Individual proprietorships (number)	Partnerships (number)					
VANDERBURGH COUNTY										
	Total.....	††	††	††	††	1 074	365 799	136 880	32 338	10 429
70	Hotels, motels, and other lodging places	††	††	††	††	22	(D)	(D)	(D)	(D)
7011	Hotels, motor hotels, and motels	††	††	††	††	19	(D)	(D)	(D)	(D)
7011 pt.	Hotels	††	††	††	††	3	11 194	3 439	797	576
7011 pt.	Motels, motor hotels, and tourist courts	††	††	††	††	16	(D)	(D)	(D)	(D)
702, 3, 4	Other lodging places	††	††	††	††	3	(D)	(D)	(D)	(D)
72	Personal services	††	††	††	††	137	26 928	9 952	2 267	1 079
721	Laundry, cleaning, and garment services	††	††	††	††	40	14 156	5 078	1 150	483
7215	Coin-operated laundries and dry cleaning	††	††	††	††	8	529	110	25	27
721 ex. 7215	Other laundry, cleaning, and garment services	††	††	††	††	32	13 627	4 968	1 125	456
7211	Power laundries, family and commercial*	**	**	**	**	3	(D)	(D)	(D)	(D)
7216	Dry-cleaning plants, except rug cleaning*	**	**	**	**	19	3 757	1 442	350	161
Other 721	Laundry and cleaning services, n.e.c.*	**	**	**	**	10	(D)	(D)	(D)	(D)
722	Photographic studios, portrait	††	††	††	††	6	(D)	(D)	(D)	(D)
723, 4	Beauty and barber shops	††	††	††	††	62	(D)	(D)	(D)	(D)
723	Beauty shops	††	††	††	††	58	5 287	2 712	605	326
724	Barber shops	††	††	††	††	4	(D)	(D)	(D)	(D)
725	Shoe repair, shoe shine, and hat-cleaning shops	††	††	††	††	3	103	21	5	3
726	Funeral service and crematories	††	††	††	††	12	4 597	1 383	305	79
729	Miscellaneous personal services	††	††	††	††	14	1 859	515	140	137
73	Business services	††	††	††	††	193	98 286	33 691	8 012	3 400
731	Advertising	††	††	††	††	15	(D)	(D)	(D)	(D)
734	Services to dwellings and other buildings	††	††	††	††	31	5 177	2 239	531	388
737	Computer and data processing services	††	††	††	††	15	(D)	(D)	(D)	(D)
7392	Management, consulting, and public relations services	††	††	††	††	27	(D)	(D)	(D)	(D)
7394	Equipment rental and leasing services	††	††	††	††	17	12 261	2 464	587	134
Other 73	Other business services	††	††	††	††	88	(D)	(D)	(D)	(D)
75	Automotive repair, services, and garages	††	††	††	††	114	35 077	8 994	2 011	713
751	Automotive rental and leasing, without drivers	††	††	††	††	12	(D)	(D)	(D)	(D)
752	Automobile parking	††	††	††	††	1	(D)	(D)	(D)	(D)
753	Automotive repair shops	††	††	††	††	93	22 025	6 656	1 436	464
7538	General automotive repair shops	††	††	††	††	36	7 522	2 303	496	167
7531	Top and body repair shops	††	††	††	††	26	7 063	2 348	516	167
7534, 5, 9	Other automotive repair shops	††	††	††	††	31	7 440	2 005	424	130
754	Automotive services, except repair	††	††	††	††	8	(D)	(D)	(D)	(D)
76	Miscellaneous repair services	††	††	††	††	66	24 882	7 706	1 902	400
762	Electrical and electronic repair shops	††	††	††	††	19	4 171	1 152	250	72
7622	Radio and TV repair shops	††	††	††	††	5	1 715	298	69	24
7623, 9	Other electrical and electronic repair shops	††	††	††	††	14	2 456	854	181	48
764	Reupholstery and furniture repair	††	††	††	††	6	463	168	37	22
763, 9	Other repair shops and related services	††	††	††	††	41	20 248	6 386	1 615	306
78, 79	Amusement and recreation services, including motion pictures	††	††	††	††	55	16 118	3 959	839	538
781, 2	Motion picture production, distribution, and services	††	††	††	††	2	(D)	(D)	(D)	(D)
783	Motion picture theaters	††	††	††	††	9	4 323	540	127	130
792	Producers, orchestras, and entertainers	††	††	††	††	2	(D)	(D)	(D)	(D)
793	Bowling alleys and billiards and pool establishments	††	††	††	††	5	(D)	(D)	(D)	(D)
79 ex. 792, 3	Commercial sports and other amusement and recreation services	††	††	††	††	37	7 577	2 071	370	263
80, ex. 806	Health services, except hospitals	††	††	††	††	325	111 814	54 520	13 024	2 694
801	Offices of physicians	††	††	††	††	161	71 123	38 630	9 379	1 053
802	Offices of dentists	††	††	††	††	91	13 949	5 135	1 038	371
803	Offices of osteopathic physicians	††	††	††	††	1	(D)	(D)	(D)	(D)
8041	Offices of chiropractors	††	††	††	††	13	(D)	(D)	(D)	(D)
8042	Offices of optometrists	††	††	††	††	16	3 880	889	224	64
805	Nursing and personal care facilities	††	††	††	††	12	17 092	8 077	1 986	1 056
8049, 807, 8, 9	Other health services	††	††	††	††	31	4 496	1 505	336	118
81	Legal services	††	††	††	††	75	17 057	4 552	1 019	330
823, 4, 9	Selected educational services	††	††	††	††	3	(D)	(D)	(D)	(D)
891	Engineering, architectural, and surveying services	††	††	††	††	30	8 527	4 651	1 133	233
893	Accounting, auditing, and bookkeeping services	††	††	††	††	43	10 400	4 089	1 027	278
83, 892, 9	Social and other services	††	††	††	††	11	549	294	48	33
83	Social services	**	**	**	**	9	(D)	(D)	(D)	(D)
892, 9	Other services	**	**	**	**	2	(D)	(D)	(D)	(D)

Table 6. Summary Statistics for Firms Subject to Federal Income Tax for Counties With 300 Establishments or More: 1982—Con.

[For meaning of abbreviations and symbols, see introductory text. For explanation of terms and comparability of 1977 and 1982 censuses, see appendix A. For information on geographic areas followed by Δ, see appendix F]

SIC code	Geographic area and kind of business or operation	All establishments				Establishments with payroll				
		Number	Receipts (\$1,000)	Unincorporated businesses or operations		Number	Receipts (\$1,000)	Annual payroll (\$1,000)	First quarter payroll (\$1,000)	Paid employees for pay period including March 12 (number)
				Individual proprietorships (number)	Partnerships (number)					
VIGO COUNTY										
	Total	††	††	††	††	553	130 675	44 401	9 667	4 142
70	Hotels, motels, and other lodging places	††	††	††	††	16	8 763	2 121	460	346
7011	Hotels, motor hotels, and motels.....	††	††	††	††	16	8 763	2 121	460	346
7011 pt.	Hotels.....	††	††	††	††	2	(D)	(D)	(D)	(D)
7011 pt.	Motels, motor hotels, and tourist courts.....	††	††	††	††	14	(D)	(D)	(D)	(D)
702, 3, 4	Other lodging places.....	††	††	††	††	-	-	-	-	-
72	Personal services	††	††	††	††	92	16 190	5 365	1 297	702
721	Laundry, cleaning, and garment services.....	††	††	††	††	24	7 029	2 355	533	276
7215	Coin-operated laundries and dry cleaning.....	††	††	††	††	9	850	159	35	39
721 ex.	Other laundry, cleaning, and garment services.....	††	††	††	††	15	6 179	2 196	498	237
7215	Power laundries, family and commercial*.....	**	**	**	**	-	-	-	-	-
7211	Dry-cleaning plants, except rug cleaning*.....	**	**	**	**	7	1 286	608	144	110
7216	Laundry and cleaning services, n.e.c.*.....	**	**	**	**	8	4 893	1 588	354	127
Other 721										
722	Photographic studios, portrait.....	††	††	††	††	4	536	140	36	25
723, 4	Beauty and barber shops.....	††	††	††	††	38	2 532	1 233	323	169
723	Beauty shops.....	††	††	††	††	36	(D)	(D)	(D)	(D)
724	Barber shops.....	††	††	††	††	2	(D)	(D)	(D)	(D)
725	Shoe repair, shoe shine, and hat-cleaning shops.....	††	††	††	††	1	(D)	(D)	(D)	(D)
726	Funeral service and crematories.....	††	††	††	††	11	3 183	913	225	57
729	Miscellaneous personal services.....	††	††	††	††	14	(D)	(D)	(D)	(D)
73	Business services	††	††	††	††	79	16 933	6 652	1 470	766
731	Advertising.....	††	††	††	††	3	522	201	56	19
734	Services to dwellings and other buildings.....	††	††	††	††	27	(D)	(D)	(D)	(D)
737	Computer and data processing services.....	††	††	††	††	6	2 647	1 190	251	76
7392	Management, consulting, and public relations services.....	††	††	††	††	8	(D)	(D)	(D)	(D)
7394	Equipment rental and leasing services.....	††	††	††	††	6	785	353	80	17
Other 73	Other business services.....	††	††	††	††	29	5 724	2 162	501	223
75	Automotive repair, services, and garages	††	††	††	††	50	(D)	(D)	(D)	(D)
751	Automotive rental and leasing, without drivers.....	††	††	††	††	8	(D)	(D)	(D)	(D)
752	Automobile parking.....	††	††	††	††	1	(D)	(D)	(D)	(D)
753	Automotive repair shops.....	††	††	††	††	34	7 572	1 810	393	153
7538	General automotive repair shops.....	††	††	††	††	14	(D)	(D)	(D)	(D)
7531	Top and body repair shops.....	††	††	††	††	8	930	245	60	18
7534, 5, 9	Other automotive repair shops.....	††	††	††	††	12	(D)	(D)	(D)	(D)
754	Automotive services, except repair.....	††	††	††	††	7	1 266	396	81	63
76	Miscellaneous repair services	††	††	††	††	33	5 386	1 577	366	113
762	Electrical and electronic repair shops.....	††	††	††	††	13	(D)	(D)	(D)	(D)
7622	Radio and TV repair shops.....	††	††	††	††	8	(D)	(D)	(D)	(D)
7623, 9	Other electrical and electronic repair shops.....	††	††	††	††	5	659	228	54	17
764	Reupholstery and furniture repair.....	††	††	††	††	6	327	86	18	12
763, 9	Other repair shops and related services.....	††	††	††	††	14	(D)	(D)	(D)	(D)
78, 79	Amusement and recreation services, including motion pictures	††	††	††	††	28	4 638	1 189	268	209
781, 2	Motion picture production, distribution, and services.....	††	††	††	††	-	-	-	-	-
783	Motion picture theaters.....	††	††	††	††	8	2 461	553	118	91
792	Producers, orchestras, and entertainers.....	††	††	††	††	2	(D)	(D)	(D)	(D)
793	Bowling alleys and billiards and pool establishments.....	††	††	††	††	5	(D)	(D)	(D)	(D)
79 ex. 792, 3	Commercial sports and other amusement and recreation services.....	††	††	††	††	13	803	132	27	42
80, ex. 806	Health services, except hospitals	††	††	††	††	173	53 850	20 919	4 385	1 420
801	Offices of physicians.....	††	††	††	††	89	26 998	11 349	2 368	470
802	Offices of dentists.....	††	††	††	††	45	(D)	(D)	(D)	(D)
803	Offices of osteopathic physicians.....	††	††	††	††	-	(D)	(D)	(D)	(D)
8041	Offices of chiropractors.....	††	††	††	††	7	1 003	194	41	18
8042	Offices of optometrists.....	††	††	††	††	6	1 361	315	66	21
805	Nursing and personal care facilities.....	††	††	††	††	6	8 003	3 448	623	372
8049, 807, 8, 9	Other health services.....	††	††	††	††	20	11 045	4 031	953	387
81	Legal services	††	††	††	††	43	7 824	1 290	267	118
823, 4, 9	Selected educational services	††	††	††	††	2	(D)	(D)	(D)	(D)
891	Engineering, architectural, and surveying services	††	††	††	††	7	(D)	(D)	(D)	(D)
893	Accounting, auditing, and bookkeeping services	††	††	††	††	16	3 078	1 541	323	83
83, 892, 9	Social and other services	††	††	††	††	14	(D)	(D)	(D)	(D)
83	Social services.....	**	**	**	**	11	(D)	(D)	(D)	(D)
892, 9	Other services.....	**	**	**	**	3	(D)	(D)	(D)	(D)

Table 6. Summary Statistics for Firms Subject to Federal Income Tax for Counties With 300 Establishments or More: 1982—Con.

[For meaning of abbreviations and symbols, see introductory text. For explanation of terms and comparability of 1977 and 1982 censuses, see appendix A. For information on geographic areas followed by Δ, see appendix F]

SIC code	Geographic area and kind of business or operation	All establishments				Establishments with payroll				
		Number	Receipts (\$1,000)	Unincorporated businesses or operations		Number	Receipts (\$1,000)	Annual payroll (\$1,000)	First quarter payroll (\$1,000)	Paid employees for pay period including March 12 (number)
				Individual proprietorships (number)	Partnerships (number)					
WAYNE COUNTY										
	Total	††	††	††	††	345	67 104	22 922	5 576	2 117
70	Hotels, motels, and other lodging places	††	††	††	††	10	3 768	917	194	107
7011	Hotels, motor hotels, and motels.....	††	††	††	††	7	(D)	(D)	(D)	(D)
7011 pt.	Hotels.....	††	††	††	††	1	(D)	(D)	(D)	(D)
7011 pt.	Hotels, motor hotels, and tourist courts.....	††	††	††	††	6	3 100	842	175	94
702, 3, 4	Other lodging places.....	††	††	††	††	3	(D)	(D)	(D)	(D)
72	Personal services	††	††	††	††	59	6 203	1 776	408	344
721	Laundry, cleaning, and garment services.....	††	††	††	††	21	2 570	827	189	123
7215	Coin-operated laundries and dry cleaning.....	††	††	††	††	8	394	100	22	26
721 ex. 7215	Other laundry, cleaning, and garment services.....	††	††	††	††	13	2 176	727	167	97
7211	Power laundries, family and commercial*.....	**	**	**	**	-	-	-	-	-
7216	Dry-cleaning plants, except rug cleaning*.....	**	**	**	**	8	655	217	49	36
Other 721	Laundry and cleaning services, n.e.c.*.....	**	**	**	**	5	1 521	510	118	61
722	Photographic studios, portrait.....	††	††	††	††	5	479	145	33	25
723, 4	Beauty and barber shops.....	††	††	††	††	16	646	301	70	47
723	Beauty shops.....	††	††	††	††	16	646	301	70	47
724	Barber shops.....	††	††	††	††	-	-	-	-	-
725	Shoe repair, shoe shine, and hat-cleaning shops.....	††	††	††	††	1	(D)	(D)	(D)	(D)
726	Funeral service and crematories.....	††	††	††	††	10	1 756	306	69	35
729	Miscellaneous personal services.....	††	††	††	††	6	(D)	(D)	(D)	(D)
73	Business services	††	††	††	††	47	8 917	3 565	767	402
731	Advertising.....	††	††	††	††	3	(D)	(D)	(D)	(D)
734	Services to dwellings and other buildings.....	††	††	††	††	10	1 124	493	116	69
737	Computer and data processing services.....	††	††	††	††	3	419	168	38	9
7392	Management, consulting, and public relations services.....	††	††	††	††	4	409	95	22	12
7394	Equipment rental and leasing services.....	††	††	††	††	5	773	165	37	17
Other 73	Other business services.....	††	††	††	††	22	(D)	(D)	(D)	(D)
75	Automotive repair, services, and garages	††	††	††	††	43	9 260	1 977	509	191
751	Automotive rental and leasing, without drivers.....	††	††	††	††	3	3 187	438	127	22
752	Automobile parking.....	††	††	††	††	-	-	-	-	-
753	Automotive repair shops.....	††	††	††	††	32	5 049	1 197	294	106
7538	General automotive repair shops.....	††	††	††	††	18	3 005	670	168	59
7531	Top and body repair shops.....	††	††	††	††	10	1 213	298	77	28
7534, 5, 9	Other automotive repair shops.....	††	††	††	††	4	831	229	49	19
754	Automotive services, except repair.....	††	††	††	††	8	1 024	342	88	63
76	Miscellaneous repair services	††	††	††	††	18	2 234	598	136	45
762	Electrical and electronic repair shops.....	††	††	††	††	8	602	103	25	13
7622	Radio and TV repair shops.....	††	††	††	††	5	(D)	(D)	(D)	(D)
7623, 9	Other electrical and electronic repair shops.....	††	††	††	††	3	(D)	(D)	(D)	(D)
764	Reupholstery and furniture repair.....	††	††	††	††	1	(D)	(D)	(D)	(D)
763, 9	Other repair shops and related services.....	††	††	††	††	9	(D)	(D)	(D)	(D)
78, 79	Amusement and recreation services, including motion pictures	††	††	††	††	20	3 727	716	143	102
781, 2	Motion picture production, distribution, and services.....	††	††	††	††	1	(D)	(D)	(D)	(D)
783	Motion picture theaters.....	††	††	††	††	6	(D)	(D)	(D)	(D)
792	Producers, orchestras, and entertainers.....	††	††	††	††	-	-	-	-	-
793	Bowling alleys and billiards and pool establishments.....	††	††	††	††	3	(D)	(D)	(D)	(D)
79 ex. 792, 3	Commercial sports and other amusement and recreation services.....	††	††	††	††	10	1 496	278	29	29
80, ex. 806	Health services, except hospitals	††	††	††	††	108	25 662	11 178	2 847	764
801	Offices of physicians.....	††	††	††	††	52	14 977	7 733	1 921	318
802	Offices of dentists.....	††	††	††	††	34	4 606	1 149	263	121
803	Offices of osteopathic physicians.....	††	††	††	††	3	(D)	(D)	(D)	(D)
8041	Offices of chiropractors.....	††	††	††	††	2	(D)	(D)	(D)	(D)
8042	Offices of optometrists.....	††	††	††	††	7	1 191	329	105	21
805	Nursing and personal care facilities.....	††	††	††	††	3	3 548	1 511	472	268
8049, 807, 8, 9	Other health services.....	††	††	††	††	7	758	267	51	23
81	Legal services	††	††	††	††	23	3 496	798	198	69
823, 4, 9	Selected educational services	††	††	††	††	-	-	-	-	-
891	Engineering, architectural, and surveying services	††	††	††	††	7	(D)	(D)	(D)	(D)
893	Accounting, auditing, and bookkeeping services	††	††	††	††	9	2 408	895	241	60
83, 892, 9	Social and other services	††	††	††	††	1	(D)	(D)	(D)	(D)
83	Social services.....	**	**	**	**	1	(D)	(D)	(D)	(D)
892, 9	Other services.....	**	**	**	**	-	-	-	-	-

Table 7. Summary Statistics for Firms Subject to Federal Income Tax for Places With 300 Establishments or More: 1982

For meaning of abbreviations and symbols, see introductory text. For explanation of terms and comparability of 1977 and 1982 censuses, see appendix A. For information on geographic areas followed by Δ, see appendix F.]

SIC code	Geographic area and kind of business or operation	All establishments				Establishments with payroll				
		Number	Receipts (\$1,000)	Unincorporated businesses or operations		Number	Receipts (\$1,000)	Annual payroll (\$1,000)	First quarter payroll (\$1,000)	Paid employees for pay period including March 12 (number)
				Individual proprietorships (number)	Partnerships (number)					
	ANDERSON									
	Total.....	††	††	††	††	405	82 097	31 287	7 273	2 723
70	Hotels, motels, and other lodging places	††	††	††	††	7	(D)	(D)	(D)	(D)
7011	Hotels, motor hotels, and motels.....	††	††	††	††	7	(D)	(D)	(D)	(D)
7011 pt.	Hotels.....	††	††	††	††	1	(D)	(D)	(D)	(D)
7011 pt.	Motels, motor hotels, and tourist courts.....	††	††	††	††	6	(D)	(D)	(D)	(D)
702, 3, 4	Other lodging places.....	††	††	††	††	-	-	-	-	-
72	Personal services	††	††	††	††	60	8 723	3 053	683	385
721	Laundry, cleaning, and garment services.....	††	††	††	††	21	3 618	1 425	314	157
7215	Coin-operated laundries and dry cleaning.....	††	††	††	††	5	(D)	(D)	(D)	(D)
721 ex.	Other laundry, cleaning, and garment services.....	††	††	††	††	16	(D)	(D)	(D)	(D)
7215	Power laundries, family and commercial*.....	∴∴	∴∴	∴∴	∴∴	1	(D)	(D)	(D)	(D)
7211	Dry-cleaning plants, except rug cleaning*.....	∴∴	∴∴	∴∴	∴∴	9	1 003	437	101	64
7216	Laundry and cleaning services, n.e.c.*.....	∴∴	∴∴	∴∴	∴∴	6	(D)	(D)	(D)	(D)
Other 721										
722	Photographic studios, portrait.....	††	††	††	††	6	(D)	(D)	(D)	(D)
723, 4	Beauty and barber shops.....	††	††	††	††	16	1 000	455	103	71
723	Beauty shops.....	††	††	††	††	15	(D)	(D)	(D)	(D)
724	Barber shops.....	††	††	††	††	1	(D)	(D)	(D)	(D)
725	Shoe repair, shoe shine, and hat-cleaning shops.....	††	††	††	††	2	(D)	(D)	(D)	(D)
726	Funeral service and crematories.....	††	††	††	††	6	2 041	599	146	36
729	Miscellaneous personal services.....	††	††	††	††	9	1 360	390	75	80
73	Business services	††	††	††	††	32	4 638	1 736	410	276
731	Advertising.....	††	††	††	††	-	-	-	-	-
734	Services to dwellings and other buildings.....	††	††	††	††	8	(D)	(D)	(D)	(D)
737	Computer and data processing services.....	††	††	††	††	1	(D)	(D)	(D)	(D)
7392	Management, consulting, and public relations services.....	††	††	††	††	3	185	122	35	11
7394	Equipment rental and leasing services.....	††	††	††	††	4	(D)	(D)	(D)	(D)
Other 73	Other business services.....	††	††	††	††	16	2 791	858	198	87
75	Automotive repair, services, and garages	††	††	††	††	42	7 726	1 774	407	150
751	Automotive rental and leasing, without drivers.....	††	††	††	††	2	(D)	(D)	(D)	(D)
752	Automobile parking.....	††	††	††	††	1	(D)	(D)	(D)	(D)
753	Automotive repair shops.....	††	††	††	††	37	(D)	(D)	(D)	(D)
7538	General automotive repair shops.....	††	††	††	††	11	(D)	(D)	(D)	(D)
7531	Top and body repair shops.....	††	††	††	††	11	1 245	312	88	28
7534, 5, 9	Other automotive repair shops.....	††	††	††	††	15	(D)	(D)	(D)	(D)
754	Automotive services, except repair.....	††	††	††	††	2	(D)	(D)	(D)	(D)
76	Miscellaneous repair services	††	††	††	††	14	3 936	1 584	332	170
762	Electrical and electronic repair shops.....	††	††	††	††	6	(D)	(D)	(D)	(D)
7622	Radio and TV repair shops.....	††	††	††	††	2	(D)	(D)	(D)	(D)
7623, 9	Other electrical and electronic repair shops.....	††	††	††	††	4	605	188	40	19
764	Reupholstery and furniture repair.....	††	††	††	††	1	(D)	(D)	(D)	(D)
763, 9	Other repair shops and related services.....	††	††	††	††	7	(D)	(D)	(D)	(D)
78, 79	Amusement and recreation services, including motion pictures	††	††	††	††	18	3 884	1 024	241	198
781, 2	Motion picture production, distribution, and services.....	††	††	††	††	-	-	-	-	-
783	Motion picture theaters.....	††	††	††	††	4	(D)	(D)	(D)	(D)
792	Producers, orchestras, and entertainers.....	††	††	††	††	1	(D)	(D)	(D)	(D)
793	Bowling alleys and billiards and pool establishments.....	††	††	††	††	4	(D)	(D)	(D)	(D)
79 ex. 792, 3	Commercial sports and other amusement and recreation services.....	††	††	††	††	9	(D)	(D)	(D)	(D)
80, ex. 806	Health services, except hospitals	††	††	††	††	151	37 898	17 011	3 995	1 018
801	Offices of physicians.....	††	††	††	††	80	17 768	8 608	1 955	305
802	Offices of dentists.....	††	††	††	††	39	7 118	2 728	734	206
803	Offices of osteopathic physicians.....	††	††	††	††	-	-	-	-	-
8041	Offices of chiropractors.....	††	††	††	††	4	(D)	(D)	(D)	(D)
8042	Offices of optometrists.....	††	††	††	††	7	(D)	(D)	(D)	(D)
805	Nursing and personal care facilities.....	††	††	††	††	4	7 201	3 209	732	403
8049, 807, 8, 9	Other health services.....	††	††	††	††	17	3 409	1 802	423	69
81	Legal services	††	††	††	††	55	4 305	1 054	263	97
823, 4, 9	Selected educational services	††	††	††	††	-	-	-	-	-
891	Engineering, architectural, and surveying services	††	††	††	††	6	(D)	(D)	(D)	(D)
893	Accounting, auditing, and bookkeeping services	††	††	††	††	14	4 439	1 933	461	127
83, 892, 9	Social and other services	††	††	††	††	6	1 268	412	110	42
83	Social services.....	∴∴	∴∴	∴∴	∴∴	6	1 268	412	110	42
892, 9	Other services.....	∴∴	∴∴	∴∴	∴∴	-	-	-	-	-

Table 7. Summary Statistics for Firms Subject to Federal Income Tax for Places With 300 Establishments or More: 1982—Con.

[For meaning of abbreviations and symbols, see introductory text. For explanation of terms and comparability of 1977 and 1982 censuses, see appendix A. For information on geographic areas followed by Δ, see appendix F]

SIC code	Geographic area and kind of business or operation	All establishments				Establishments with payroll				
		Number	Receipts (\$1,000)	Unincorporated businesses or operations		Number	Receipts (\$1,000)	Annual payroll (\$1,000)	First quarter payroll (\$1,000)	Paid employees for pay period including March 12 (number)
				Individual proprietorships (number)	Partnerships (number)					
	BLOOMINGTON									
	Total.....	††	††	††	††	371	85 149	31 179	7 432	2 650
70	Hotels, motels, and other lodging places.....	††	††	††	††	7	(D)	(D)	(D)	(D)
7011	Hotels, motor hotels, and motels.....	††	††	††	††	5	3 765	797	175	153
7011 pt.	Hotels.....	††	††	††	††	2	(D)	(D)	(D)	(D)
7011 pt.	Motels, motor hotels, and tourist courts.....	††	††	††	††	3	(D)	(D)	(D)	(D)
702, 3, 4	Other lodging places.....	††	††	††	††	2	(D)	(D)	(D)	(D)
72	Personal services.....	††	††	††	††	41	7 055	2 371	623	321
721	Laundry, cleaning, and garment services.....	††	††	††	††	14	(D)	(D)	(D)	(D)
7215	Coin-operated laundries and dry cleaning.....	††	††	††	††	4	231	65	15	11
721 ex. 7215	Other laundry, cleaning, and garment services.....	††	††	††	††	10	(D)	(D)	(D)	(D)
7211	Power laundries, family and commercial*.....	**	**	**	**	-	(D)	(D)	(D)	(D)
7216	Dry-cleaning plants, except rug cleaning*.....	**	**	**	**	6	(D)	(D)	(D)	(D)
Other 721	Laundry and cleaning services, n.e.c.*.....	**	**	**	**	4	(D)	(D)	(D)	(D)
722	Photographic studios, portrait.....	††	††	††	††	2	(D)	(D)	(D)	(D)
723, 4	Beauty and barber shops.....	††	††	††	††	15	(D)	(D)	(D)	(D)
723	Beauty shops.....	††	††	††	††	14	1 257	573	137	71
724	Barber shops.....	††	††	††	††	1	(D)	(D)	(D)	(D)
725	Shoe repair, shoe shine, and hat-cleaning shops.....	††	††	††	††	2	(D)	(D)	(D)	(D)
726	Funeral service and crematories.....	††	††	††	††	3	(D)	(D)	(D)	(D)
729	Miscellaneous personal services.....	††	††	††	††	5	(D)	(D)	(D)	(D)
73	Business services.....	††	††	††	††	60	14 813	6 017	1 453	675
731	Advertising.....	††	††	††	††	2	(D)	(D)	(D)	(D)
734	Services to dwellings and other buildings.....	††	††	††	††	8	1 501	535	136	77
737	Computer and data processing services.....	††	††	††	††	6	(D)	(D)	(D)	(D)
7392	Management, consulting, and public relations services.....	††	††	††	††	13	(D)	(D)	(D)	(D)
7394	Equipment rental and leasing services.....	††	††	††	††	3	(D)	(D)	(D)	(D)
Other 73	Other business services.....	††	††	††	††	28	(D)	(D)	(D)	(D)
75	Automotive repair, services, and garages.....	††	††	††	††	19	4 615	867	189	86
751	Automotive rental and leasing, without drivers.....	††	††	††	††	3	(D)	(D)	(D)	(D)
752	Automobile parking.....	††	††	††	††	-	(D)	(D)	(D)	(D)
753	Automotive repair shops.....	††	††	††	††	15	(D)	(D)	(D)	(D)
7538	General automotive repair shops.....	††	††	††	††	7	(D)	(D)	(D)	(D)
7531	Top and body repair shops.....	††	††	††	††	5	1 401	64	12	5
7534, 5, 9	Other automotive repair shops.....	††	††	††	††	3	(D)	(D)	(D)	(D)
754	Automotive services, except repair.....	††	††	††	††	1	(D)	(D)	(D)	(D)
76	Miscellaneous repair services.....	††	††	††	††	10	2 391	910	200	82
762	Electrical and electronic repair shops.....	††	††	††	††	4	(D)	(D)	(D)	(D)
7622	Radio and TV repair shops.....	††	††	††	††	2	(D)	(D)	(D)	(D)
7623, 9	Other electrical and electronic repair shops.....	††	††	††	††	2	(D)	(D)	(D)	(D)
764	Reupholstery and furniture repair.....	††	††	††	††	2	(D)	(D)	(D)	(D)
763, 9	Other repair shops and related services.....	††	††	††	††	4	1 172	386	76	25
78, 79	Amusement and recreation services, including motion pictures.....	††	††	††	††	21	8 350	2 302	595	239
781, 2	Motion picture production, distribution, and services.....	††	††	††	††	1	(D)	(D)	(D)	(D)
783	Motion picture theaters.....	††	††	††	††	4	(D)	(D)	(D)	(D)
792	Producers, orchestras, and entertainers.....	††	††	††	††	-	(D)	(D)	(D)	(D)
793	Bowling alleys and billiards and pool establishments.....	††	††	††	††	2	(D)	(D)	(D)	(D)
79 ex. 792, 3	Commercial sports and other amusement and recreation services.....	††	††	††	††	14	2 608	550	113	74
80, ex. 806	Health services, except hospitals.....	††	††	††	††	140	34 015	14 690	3 406	805
801	Offices of physicians.....	††	††	††	††	76	(D)	(D)	(D)	(D)
802	Offices of dentists.....	††	††	††	††	35	5 062	1 358	309	142
803	Offices of osteopathic physicians.....	††	††	††	††	-	-	-	-	-
8041	Offices of chiropractors.....	††	††	††	††	8	563	148	40	19
8042	Offices of optometrists.....	††	††	††	††	9	(D)	(D)	(D)	(D)
805	Nursing and personal care facilities.....	††	††	††	††	4	3 965	2 058	394	201
8049, 807, 8, 9	Other health services.....	††	††	††	††	8	1 450	521	123	41
81	Legal services.....	††	††	††	††	36	(D)	(D)	(D)	(D)
823, 4, 9	Selected educational services.....	††	††	††	††	4	176	36	7	7
891	Engineering, architectural, and surveying services.....	††	††	††	††	6	826	382	86	29
893	Accounting, auditing, and bookkeeping services.....	††	††	††	††	13	(D)	(D)	(D)	(D)
83, 892, 9	Social and other services.....	††	††	††	††	14	966	371	74	55
83	Social services.....	**	**	**	**	9	805	304	57	41
892, 9	Other services.....	**	**	**	**	5	161	67	17	14

Table 7. Summary Statistics for Firms Subject to Federal Income Tax for Places With 300 Establishments or More: 1982—Con.

[For meaning of abbreviations and symbols, see introductory text. For explanation of terms and comparability of 1977 and 1982 censuses, see appendix A. For information on geographic areas followed by Δ, see appendix F]

SIC code	Geographic area and kind of business or operation	All establishments				Establishments with payroll				Paid employees for pay period including March 12 (number)
		Number	Receipts (\$1,000)	Unincorporated businesses or operations		Number	Receipts (\$1,000)	Annual payroll (\$1,000)	First quarter payroll (\$1,000)	
				Individual proprietorships (number)	Partnerships (number)					
	ELKHART									
	Total	††	††	††	††	404	137 795	41 056	9 357	3 745
70	Hotels, motels, and other lodging places	††	††	††	††	10	4 756	1 314	324	184
7011	Hotels, motor hotels, and motels.....	††	††	††	††	10	4 756	1 314	324	184
7011 pt.	Hotels.....	††	††	††	††	1	(D)	(D)	(D)	(D)
7011 pt.	Hotels, motor hotels, and tourist courts.....	††	††	††	††	9	(D)	(D)	(D)	(D)
702, 3, 4	Other lodging places.....	††	††	††	††	-	-	-	-	-
72	Personal services	††	††	††	††	63	5 934	2 282	533	309
721	Laundry, cleaning, and garment services.....	††	††	††	††	15	1 463	613	134	80
7215	Coin-operated laundries and dry cleaning.....	††	††	††	††	6	(D)	(D)	(D)	(D)
721 ex.	Other laundry, cleaning, and garment services.....	††	††	††	††	9	(D)	(D)	(D)	(D)
7215	Power laundries, family and commercial*.....	**	**	**	**	-	-	-	-	-
7216	Dry-cleaning plants, except rug cleaning*.....	**	**	**	**	7	(D)	(D)	(D)	(D)
Other 721	Laundry and cleaning services, n.e.c.*.....	**	**	**	**	2	(D)	(D)	(D)	(D)
722	Photographic studios, portrait.....	††	††	††	††	6	(D)	(D)	(D)	(D)
723, 4	Beauty and barber shops	††	††	††	††	29	2 005	877	198	114
723	Beauty shops.....	††	††	††	††	29	2 005	877	198	114
724	Barber shops.....	††	††	††	††	-	-	-	-	-
725	Shoe repair, shoe shine, and hat-cleaning shops.....	††	††	††	††	1	(D)	(D)	(D)	(D)
726	Funeral service and crematories.....	††	††	††	††	5	787	455	108	20
729	Miscellaneous personal services.....	††	††	††	††	7	1 004	175	55	66
73	Business services	††	††	††	††	79	34 924	10 590	2 247	1 010
731	Advertising.....	††	††	††	††	9	(D)	(D)	(D)	(D)
734	Services to dwellings and other buildings.....	††	††	††	††	12	1 307	702	134	108
737	Computer and data processing services.....	††	††	††	††	6	1 514	444	116	31
7392	Management, consulting, and public relations services.....	††	††	††	††	7	269	92	23	14
7394	Equipment rental and leasing services.....	††	††	††	††	9	(D)	(D)	(D)	(D)
Other 73	Other business services.....	††	††	††	††	36	(D)	(D)	(D)	(D)
75	Automotive repair, services, and garages	††	††	††	††	58	31 993	5 569	1 166	354
751	Automotive rental and leasing, without drivers.....	††	††	††	††	6	(D)	(D)	(D)	(D)
752	Automobile parking.....	††	††	††	††	-	-	-	-	-
753	Automotive repair shops.....	††	††	††	††	44	18 424	4 118	905	238
7538	General automotive repair shops.....	††	††	††	††	11	(D)	(D)	(D)	(D)
7531	Top and body repair shops.....	††	††	††	††	20	13 790	2 612	585	132
7534, 5, 9	Other automotive repair shops.....	††	††	††	††	13	(D)	(D)	(D)	(D)
754	Automotive services, except repair.....	††	††	††	††	8	(D)	(D)	(D)	(D)
76	Miscellaneous repair services	††	††	††	††	24	3 063	845	185	88
762	Electrical and electronic repair shops.....	††	††	††	††	4	(D)	(D)	(D)	(D)
7622	Radio and TV repair shops.....	††	††	††	††	1	(D)	(D)	(D)	(D)
7623, 9	Other electrical and electronic repair shops.....	††	††	††	††	3	209	68	14	9
764	Reupholstery and furniture repair.....	††	††	††	††	4	(D)	(D)	(D)	(D)
763, 9	Other repair shops and related services.....	††	††	††	††	16	2 390	715	156	67
78, 79	Amusement and recreation services, including motion pictures	††	††	††	††	20	3 272	610	146	102
781, 2	Motion picture production, distribution, and services.....	††	††	††	††	1	(D)	(D)	(D)	(D)
783	Motion picture theaters.....	††	††	††	††	5	(D)	(D)	(D)	(D)
792	Producers, orchestras, and entertainers.....	††	††	††	††	-	-	-	-	-
793	Bowling alleys and billiards and pool establishments.....	††	††	††	††	6	1 345	267	74	41
79 ex. 792, 3	Commercial sports and other amusement and recreation services.....	††	††	††	††	8	(D)	(D)	(D)	(D)
80, ex. 806	Health services, except hospitals	††	††	††	††	85	36 232	14 158	3 523	1 356
801	Offices of physicians.....	††	††	††	††	32	18 528	7 486	1 682	285
802	Offices of dentists.....	††	††	††	††	26	4 811	1 649	362	110
803	Offices of osteopathic physicians.....	††	††	††	††	1	(D)	(D)	(D)	(D)
8041	Offices of chiropractors.....	††	††	††	††	5	756	107	24	16
8042	Offices of optometrists.....	††	††	††	††	6	800	196	41	15
805	Nursing and personal care facilities.....	††	††	††	††	2	(D)	(D)	(D)	(D)
8049, 807, 8, 9	Other health services.....	††	††	††	††	13	4 969	1 832	393	427
81	Legal services	††	††	††	††	34	(D)	(D)	(D)	(D)
823, 4, 9	Selected educational services	††	††	††	††	1	(D)	(D)	(D)	(D)
891	Engineering, architectural, and surveying services	††	††	††	††	9	1 739	790	222	40
893	Accounting, auditing, and bookkeeping services	††	††	††	††	16	(D)	(D)	(D)	(D)
83, 892, 9	Social and other services	††	††	††	††	5	(D)	(D)	(D)	(D)
83	Social services.....	**	**	**	**	5	(D)	(D)	(D)	(D)
892, 9	Other services.....	**	**	**	**	-	-	-	-	-

Table 7. Summary Statistics for Firms Subject to Federal Income Tax for Places With 300 Establishments or More: 1982—Con.

[For meaning of abbreviations and symbols, see introductory text. For explanation of terms and comparability of 1977 and 1982 censuses, see appendix A. For information on geographic areas followed by Δ, see appendix F]

SIC code	Geographic area and kind of business or operation	All establishments				Establishments with payroll				
		Number	Receipts (\$1,000)	Unincorporated businesses or operations		Number	Receipts (\$1,000)	Annual payroll (\$1,000)	First quarter payroll (\$1,000)	Paid employees for pay period including March 12 (number)
				Individual proprietorships (number)	Partnerships (number)					
	EVANSVILLE									
	Total.....	††	††	††	††	1 010	324 841	125 133	29 566	9 273
70	Hotels, motels, and other lodging places.....	††	††	††	††	21	15 469	4 285	1 005	714
7011	Hotels, motor hotels, and motels.....	††	††	††	††	18	(D)	(D)	(D)	(D)
7011 pt.	Hotels.....	††	††	††	††	3	11 194	3 439	797	576
7011 pt.	Motels, motor hotels, and tourist courts.....	††	††	††	††	15	(D)	(D)	(D)	(D)
702, 3, 4	Other lodging places.....	††	††	††	††	3	(D)	(D)	(D)	(D)
72	Personal services.....	††	††	††	††	132	(D)	(D)	(D)	(D)
721	Laundry, cleaning, and garment services.....	††	††	††	††	37	13 581	4 973	1 136	472
7215	Coin-operated laundries and dry cleaning.....	††	††	††	††	8	529	110	25	27
721 ex.	Other laundry, cleaning, and garment services.....	††	††	††	††	29	13 052	4 863	1 111	445
7215	Power laundries, family and commercial*.....	3	(D)	(D)	(D)	(D)
7211	Dry-cleaning plants, except rug cleaning*.....	19	3 757	1 442	350	161
7216	Laundry and cleaning services, n.e.c.*.....	7	(D)	(D)	(D)	(D)
Other 721										
722	Photographic studios, portrait.....	††	††	††	††	5	(D)	(D)	(D)	(D)
723, 4	Beauty and barber shops.....	††	††	††	††	61	(D)	(D)	(D)	(D)
723	Beauty shops.....	††	††	††	††	58	5 287	2 712	605	326
724	Barber shops.....	††	††	††	††	3	(D)	(D)	(D)	(D)
725	Shoe repair, shoe shine, and hat-cleaning shops.....	††	††	††	††	3	103	21	5	3
726	Funeral service and crematories.....	††	††	††	††	12	4 597	1 383	305	79
729	Miscellaneous personal services.....	††	††	††	††	14	1 859	515	140	137
73	Business services.....	††	††	††	††	176	(D)	(D)	(D)	(D)
731	Advertising.....	††	††	††	††	14	(D)	(D)	(D)	(D)
734	Services to dwellings and other buildings.....	††	††	††	††	25	4 714	2 062	489	359
737	Computer and data processing services.....	††	††	††	††	15	(D)	(D)	(D)	(D)
7392	Management, consulting, and public relations services.....	††	††	††	††	25	(D)	(D)	(D)	(D)
7394	Equipment rental and leasing services.....	††	††	††	††	14	(D)	(D)	(D)	(D)
Other 73	Other business services.....	††	††	††	††	83	26 171	12 001	2 745	1 257
75	Automotive repair, services, and garages.....	††	††	††	††	107	34 001	8 641	1 929	683
751	Automotive rental and leasing, without drivers.....	††	††	††	††	12	(D)	(D)	(D)	(D)
752	Automobile parking.....	††	††	††	††	1	(D)	(D)	(D)	(D)
753	Automotive repair shops.....	††	††	††	††	86	20 949	6 303	1 354	434
7538	General automotive repair shops.....	††	††	††	††	32	7 075	2 131	457	150
7531	Top and body repair shops.....	††	††	††	††	25	(D)	(D)	(D)	(D)
7534, 5, 9	Other automotive repair shops.....	††	††	††	††	29	(D)	(D)	(D)	(D)
754	Automotive services, except repair.....	††	††	††	††	8	(D)	(D)	(D)	(D)
76	Miscellaneous repair services.....	††	††	††	††	54	18 014	5 208	1 315	288
762	Electrical and electronic repair shops.....	††	††	††	††	16	3 861	1 072	233	66
7622	Radio and TV repair shops.....	††	††	††	††	4	(D)	(D)	(D)	(D)
7623, 9	Other electrical and electronic repair shops.....	††	††	††	††	12	(D)	(D)	(D)	(D)
764	Reupholstery and furniture repair.....	††	††	††	††	5	(D)	(D)	(D)	(D)
763, 9	Other repair shops and related services.....	††	††	††	††	33	(D)	(D)	(D)	(D)
78, 79	Amusement and recreation services, including motion pictures.....	††	††	††	††	51	15 540	3 836	818	523
781, 2	Motion picture production, distribution, and services.....	††	††	††	††	2	(D)	(D)	(D)	(D)
783	Motion picture theaters.....	††	††	††	††	9	4 323	540	127	130
792	Producers, orchestras, and entertainers.....	††	††	††	††	2	(D)	(D)	(D)	(D)
793	Bowling alleys and billiards and pool establishments.....	††	††	††	††	4	1 162	440	117	69
79 ex. 792, 3	Commercial sports and other amusement and recreation services.....	††	††	††	††	34	(D)	(D)	(D)	(D)
80, ex. 806	Health services, except hospitals.....	††	††	††	††	312	108 496	52 894	12 669	2 588
801	Offices of physicians.....	††	††	††	††	154	69 928	37 850	9 216	1 043
802	Offices of dentists.....	††	††	††	††	88	(D)	(D)	(D)	(D)
803	Offices of osteopathic physicians.....	††	††	††	††	1	(D)	(D)	(D)	(D)
8041	Offices of chiropractors.....	††	††	††	††	12	924	138	28	24
8042	Offices of optometrists.....	††	††	††	††	16	3 880	889	224	64
805	Nursing and personal care facilities.....	††	††	††	††	11	(D)	(D)	(D)	(D)
8049, 807, 8, 9	Other health services.....	††	††	††	††	30	(D)	(D)	(D)	(D)
81	Legal services.....	††	††	††	††	75	17 057	4 552	1 019	330
823, 4, 9	Selected educational services.....	††	††	††	††	3	(D)	(D)	(D)	(D)
891	Engineering, architectural, and surveying services.....	††	††	††	††	28	(D)	(D)	(D)	(D)
893	Accounting, auditing, and bookkeeping services.....	††	††	††	††	41	(D)	(D)	(D)	(D)
83, 892, 9	Social and other services.....	††	††	††	††	10	(D)	(D)	(D)	(D)
83	Social services.....	8	461	269	47	32
892, 9	Other services.....	2	(D)	(D)	(D)	(D)

Table 7. Summary Statistics for Firms Subject to Federal Income Tax for Places With 300 Establishments or More: 1982—Con.

[For meaning of abbreviations and symbols, see introductory text. For explanation of terms and comparability of 1977 and 1982 censuses, see appendix A. For information on geographic areas followed by Δ, see appendix F]

SIC code	Geographic area and kind of business or operation	All establishments				Establishments with payroll				
		Number	Receipts (\$1,000)	Unincorporated businesses or operations		Number	Receipts (\$1,000)	Annual payroll (\$1,000)	First quarter payroll (\$1,000)	Paid employees for pay period including March 12 (number)
				Individual proprietorships (number)	Partnerships (number)					
FORT WAYNE										
	Total	††	††	††	††	1 323	384 319	150 893	39 097	11 230
70	Hotels, motels, and other lodging places	††	††	††	††	24	16 864	5 324	1 377	792
7011	Hotels, motor hotels, and motels	††	††	††	††	22	(D)	(D)	(D)	(D)
7011 pt.	Hotels	††	††	††	††	8	13 032	4 391	1 166	640
7011 pt.	Motels, motor hotels, and tourist courts	††	††	††	††	14	(D)	(D)	(D)	(D)
702, 3, 4	Other lodging places	††	††	††	††	2	(D)	(D)	(D)	(D)
72	Personal services	††	††	††	††	184	28 940	11 260	2 608	1 299
721	Laundry, cleaning, and garment services	††	††	††	††	51	14 032	5 848	1 294	568
7215	Coin-operated laundries and dry cleaning	††	††	††	††	14	1 025	294	62	51
721 ex.	Other laundry, cleaning, and garment services	††	††	††	††	37	13 007	5 554	1 232	517
7215	Power laundries, family and commercial*	††	††	††	††	-	-	-	-	-
7211	Dry-cleaning plants, except rug cleaning*	††	††	††	††	26	3 543	1 590	347	229
7216	Laundry and cleaning services, n.e.c.*	††	††	††	††	11	9 464	3 964	885	288
722	Photographic studios, portrait	††	††	††	††	10	(D)	(D)	(D)	(D)
723, 4	Beauty and barber shops	††	††	††	††	84	6 266	2 994	679	355
723	Beauty shops	††	††	††	††	78	6 110	2 929	665	347
724	Barber shops	††	††	††	††	6	156	65	14	8
725	Shoe repair, shoe shine, and hat-cleaning shops	††	††	††	††	3	258	61	12	6
726	Funeral service and crematories	††	††	††	††	11	(D)	(D)	(D)	(D)
729	Miscellaneous personal services	††	††	††	††	25	(D)	(D)	(D)	(D)
73	Business services	††	††	††	††	244	71 908	29 634	7 224	2 897
731	Advertising	††	††	††	††	30	5 828	2 468	598	136
734	Services to dwellings and other buildings	††	††	††	††	30	3 767	2 353	590	493
737	Computer and data processing services	††	††	††	††	15	4 284	1 555	360	77
7392	Management, consulting, and public relations services	††	††	††	††	33	17 283	7 160	1 841	418
7394	Equipment rental and leasing services	††	††	††	††	23	7 930	1 809	404	111
Other 73	Other business services	††	††	††	††	113	32 816	14 289	3 431	1 662
75	Automotive repair, services, and garages	††	††	††	††	148	(D)	(D)	(D)	(D)
751	Automotive rental and leasing, without drivers	††	††	††	††	18	(D)	(D)	(D)	(D)
752	Automobile parking	††	††	††	††	21	(D)	(D)	(D)	(D)
753	Automotive repair shops	††	††	††	††	87	23 325	7 958	1 883	562
7538	General automotive repair shops	††	††	††	††	36	7 584	2 883	729	228
7531	Top and body repair shops	††	††	††	††	26	(D)	(D)	(D)	(D)
7534, 5, 9	Other automotive repair shops	††	††	††	††	25	(D)	(D)	(D)	(D)
754	Automotive services, except repair	††	††	††	††	22	(D)	(D)	(D)	(D)
76	Miscellaneous repair services	††	††	††	††	54	(D)	(D)	(D)	(D)
762	Electrical and electronic repair shops	††	††	††	††	18	6 439	2 236	499	133
7622	Radio and TV repair shops	††	††	††	††	6	(D)	(D)	(D)	(D)
7623, 9	Other electrical and electronic repair shops	††	††	††	††	12	(D)	(D)	(D)	(D)
764	Reupholstery and furniture repair	††	††	††	††	5	248	123	33	16
763, 9	Other repair shops and related services	††	††	††	††	31	(D)	(D)	(D)	(D)
78, 79	Amusement and recreation services, including motion pictures	††	††	††	††	66	(D)	(D)	(D)	(D)
781, 2	Motion picture production, distribution, and services	††	††	††	††	2	(D)	(D)	(D)	(D)
783	Motion picture theaters	††	††	††	††	9	(D)	(D)	(D)	(D)
792	Producers, orchestras, and entertainers	††	††	††	††	5	288	109	10	18
793	Bowling alleys and billiards and pool establishments	††	††	††	††	12	(D)	(D)	(D)	(D)
79 ex. 792, 3	Commercial sports and other amusement and recreation services	††	††	††	††	38	9 332	3 195	722	463
80, ex. 806	Health services, except hospitals	††	††	††	††	397	139 184	65 886	18 553	2 994
801	Offices of physicians	††	††	††	††	203	(D)	(D)	(D)	(D)
802	Offices of dentists	††	††	††	††	101	20 672	8 281	1 805	548
803	Offices of osteopathic physicians	††	††	††	††	1	(D)	(D)	(D)	(D)
8041	Offices of chiropractors	††	††	††	††	11	(D)	(D)	(D)	(D)
8042	Offices of optometrists	††	††	††	††	22	2 630	624	129	54
805	Nursing and personal care facilities	††	††	††	††	11	(D)	(D)	(D)	(D)
8049, 807, 8, 9	Other health services	††	††	††	††	48	11 102	4 153	983	330
81	Legal services	††	††	††	††	98	28 012	6 497	1 491	445
823, 4, 9	Selected educational services	††	††	††	††	6	(D)	(D)	(D)	(D)
891	Engineering, architectural, and surveying services	††	††	††	††	36	8 870	4 474	1 133	211
893	Accounting, auditing, and bookkeeping services	††	††	††	††	50	14 488	5 276	1 394	352
83, 892, 9	Social and other services	††	††	††	††	16	1 059	424	96	65
83	Social services	††	††	††	††	13	(D)	(D)	(D)	(D)
892, 9	Other services	††	††	††	††	3	(D)	(D)	(D)	(D)

Table 7. Summary Statistics for Firms Subject to Federal Income Tax for Places With 300 Establishments or More: 1982—Con.

[For meaning of abbreviations and symbols, see introductory text. For explanation of terms and comparability of 1977 and 1982 censuses, see appendix A. For information on geographic areas followed by Δ, see appendix F]

SIC code	Geographic area and kind of business or operation	All establishments				Establishments with payroll				
		Number	Receipts (\$1,000)	Unincorporated businesses or operations		Number	Receipts (\$1,000)	Annual payroll (\$1,000)	First quarter payroll (\$1,000)	Paid employees for pay period including March 12 (number)
				Individual proprietorships (number)	Partnerships (number)					
GARY										
	Total.....	††	††	††	††	328	74 482	28 501	7 541	2 847
70	Hotels, motels, and other lodging places.....	††	††	††	††	9	2 113	838	205	141
7011	Hotels, motor hotels, and motels.....	††	††	††	††	9	2 113	838	205	141
7011 pt.	Hotels.....	††	††	††	††	5	618	271	66	52
7011 pt.	Hotels, motor hotels, and tourist courts.....	††	††	††	††	4	1 495	567	139	89
702, 3, 4	Other lodging places.....	††	††	††	††	-	-	-	-	-
72	Personal services.....	††	††	††	††	55	7 583	2 913	702	397
721	Laundry, cleaning, and garment services.....	††	††	††	††	32	5 027	2 235	538	308
7215	Coin-operated laundries and dry cleaning.....	††	††	††	††	10	1 168	381	95	66
721 ex. 7215	Other laundry, cleaning, and garment services.....	††	††	††	††	22	3 859	1 854	443	242
7211	Power laundries, family and commercial*.....	1	(D)	(D)	(D)	(D)
7216	Dry-cleaning plants, except rug cleaning*.....	14	1 539	611	140	94
Other 721	Laundry and cleaning services, n.e.c.*.....	7	(D)	(D)	(D)	(D)
722	Photographic studios, portrait.....	††	††	††	††	2	(D)	(D)	(D)	(D)
723, 4	Beauty and barber shops.....	††	††	††	††	11	227	96	20	16
723	Beauty shops.....	††	††	††	††	9	(D)	(D)	(D)	(D)
724	Barber shops.....	††	††	††	††	2	(D)	(D)	(D)	(D)
725	Shoe repair, shoe shine, and hat-cleaning shops.....	††	††	††	††	-	-	-	-	-
726	Funeral service and crematories.....	††	††	††	††	6	1 764	387	84	34
729	Miscellaneous personal services.....	††	††	††	††	4	(D)	(D)	(D)	(D)
73	Business services.....	††	††	††	††	38	12 646	5 081	1 632	672
731	Advertising.....	††	††	††	††	1	(D)	(D)	(D)	(D)
734	Services to dwellings and other buildings.....	††	††	††	††	9	3 317	1 990	509	395
737	Computer and data processing services.....	††	††	††	††	1	(D)	(D)	(D)	(D)
7392	Management, consulting, and public relations services.....	††	††	††	††	4	648	198	37	7
7394	Equipment rental and leasing services.....	††	††	††	††	2	(D)	(D)	(D)	(D)
Other 73	Other business services.....	††	††	††	††	21	7 956	2 659	1 032	256
75	Automotive repair, services, and garages.....	††	††	††	††	36	9 540	2 671	692	230
751	Automotive rental and leasing, without drivers.....	††	††	††	††	5	3 275	658	157	45
752	Automobile parking.....	††	††	††	††	-	-	-	-	-
753	Automotive repair shops.....	††	††	††	††	20	4 972	1 570	409	122
7538	General automotive repair shops.....	††	††	††	††	6	640	80	18	12
7531	Top and body repair shops.....	††	††	††	††	7	2 125	772	197	60
7534, 5, 9	Other automotive repair shops.....	††	††	††	††	7	2 207	718	194	50
754	Automotive services, except repair.....	††	††	††	††	11	1 293	443	126	63
76	Miscellaneous repair services.....	††	††	††	††	26	7 494	2 871	761	161
762	Electrical and electronic repair shops.....	††	††	††	††	13	4 329	1 395	319	84
7622	Radio and TV repair shops.....	††	††	††	††	8	(D)	(D)	(D)	(D)
7629, 9	Other electrical and electronic repair shops.....	††	††	††	††	5	(D)	(D)	(D)	(D)
764	Reupholstery and furniture repair.....	††	††	††	††	1	(D)	(D)	(D)	(D)
763, 9	Other repair shops and related services.....	††	††	††	††	12	(D)	(D)	(D)	(D)
78, 79	Amusement and recreation services, including motion pictures.....	††	††	††	††	11	3 513	923	219	169
781, 2	Motion picture production, distribution, and services.....	††	††	††	††	-	-	-	-	-
783	Motion picture theaters.....	††	††	††	††	4	(D)	(D)	(D)	(D)
792	Producers, orchestras, and entertainers.....	††	††	††	††	1	(D)	(D)	(D)	(D)
793	Bowling alleys and billiards and pool establishments.....	††	††	††	††	3	(D)	(D)	(D)	(D)
79 ex. 792, 3	Commercial sports and other amusement and recreation services.....	††	††	††	††	3	579	168	37	38
80, ex. 806	Health services, except hospitals.....	††	††	††	††	98	24 455	10 694	2 733	827
801	Offices of physicians.....	††	††	††	††	64	13 274	6 780	1 697	241
802	Offices of dentists.....	††	††	††	††	13	1 767	542	163	41
803	Offices of osteopathic physicians.....	††	††	††	††	-	-	-	-	-
8041	Offices of chiropractors.....	††	††	††	††	-	-	-	-	-
8042	Offices of optometrists.....	††	††	††	††	7	1 390	325	73	22
805	Nursing and personal care facilities.....	††	††	††	††	8	6 818	2 666	697	499
8049, 807, 8, 9	Other health services.....	††	††	††	††	6	1 206	381	103	24
81	Legal services.....	††	††	††	††	35	3 496	1 058	229	99
823, 4, 9	Selected educational services.....	††	††	††	††	-	(D)	(D)	(D)	(D)
891	Engineering, architectural, and surveying services.....	††	††	††	††	5	1 965	750	204	50
893	Accounting, auditing, and bookkeeping services.....	††	††	††	††	2	(D)	(D)	(D)	(D)
83, 892, 9	Social and other services.....	††	††	††	††	13	(D)	(D)	(D)	(D)
83	Social services.....	11	1 406	594	137	82
892, 9	Other services.....	2	(D)	(D)	(D)	(D)

Table 7. Summary Statistics for Firms Subject to Federal Income Tax for Places With 300 Establishments or More: 1982—Con.

[For meaning of abbreviations and symbols, see introductory text. For explanation of terms and comparability of 1977 and 1982 censuses, see appendix A. For information on geographic areas followed by Δ, see appendix F]

SIC code	Geographic area and kind of business or operation	All establishments				Establishments with payroll				
		Number	Receipts (\$1,000)	Unincorporated businesses or operations		Number	Receipts (\$1,000)	Annual payroll (\$1,000)	First quarter payroll (\$1,000)	Paid employees for pay period including March 12 (number)
				Individual proprietorships (number)	Partnerships (number)					
HAMMOND										
	Total	††	††	††	††	351	89 649	33 393	8 920	2 605
70	Hotels, motels, and other lodging places	††	††	††	††	6	(D)	(D)	(D)	(D)
7011	Hotels, motor hotels, and motels.....	††	††	††	††	6	(D)	(D)	(D)	(D)
7011 pt.	Hotels.....	††	††	††	††	5	(D)	(D)	(D)	(D)
7011 pt.	Motels, motor hotels, and tourist courts.....	††	††	††	††	1	(D)	(D)	(D)	(D)
702, 3, 4	Other lodging places.....	††	††	††	††	-	-	-	-	-
72	Personal services	††	††	††	††	67	7 705	2 831	700	419
721	Laundry, cleaning, and garment services.....	††	††	††	††	24	3 361	1 295	312	186
7215	Coin-operated laundries and dry cleaning.....	††	††	††	††	8	521	116	26	28
721 ex.	Other laundry, cleaning, and garment services.....	††	††	††	††	16	2 840	1 179	286	158
7215	Power laundries, family and commercial*.....	**	**	**	**	2	(D)	(D)	(D)	(D)
7216	Dry-cleaning plants, except rug cleaning*.....	**	**	**	**	8	1 106	391	83	71
Other 721	Laundry and cleaning services, n.e.c.*.....	**	**	**	**	6	(D)	(D)	(D)	(D)
722	Photographic studios, portrait.....	††	††	††	††	3	446	104	29	9
723, 4	Beauty and barber shops.....	††	††	††	††	25	1 176	587	133	105
723	Beauty shops.....	††	††	††	††	23	(D)	(D)	(D)	(D)
724	Barber shops.....	††	††	††	††	2	(D)	(D)	(D)	(D)
725	Shoe repair, shoe shine, and hat-cleaning shops.....	††	††	††	††	1	(D)	(D)	(D)	(D)
726	Funeral service and crematories.....	††	††	††	††	8	1 652	443	97	34
729	Miscellaneous personal services.....	††	††	††	††	6	(D)	(D)	(D)	(D)
73	Business services	††	††	††	††	56	23 620	7 895	2 092	713
731	Advertising.....	††	††	††	††	4	(D)	(D)	(D)	(D)
734	Services to dwellings and other buildings.....	††	††	††	††	10	1 068	569	129	99
737	Computer and data processing services.....	††	††	††	††	1	(D)	(D)	(D)	(D)
7392	Management, consulting, and public relations services.....	††	††	††	††	2	(D)	(D)	(D)	(D)
7394	Equipment rental and leasing services.....	††	††	††	††	12	13 827	3 559	1 064	170
Other 73	Other business services.....	††	††	††	††	27	6 999	3 395	813	421
75	Automotive repair, services, and garages	††	††	††	††	54	12 429	3 289	796	252
751	Automotive rental and leasing, without drivers.....	††	††	††	††	6	2 177	340	67	26
752	Automobile parking.....	††	††	††	††	2	(D)	(D)	(D)	(D)
753	Automotive repair shops.....	††	††	††	††	42	9 152	2 653	644	173
7538	General automotive repair shops.....	††	††	††	††	15	2 291	626	140	53
7531	Top and body repair shops.....	††	††	††	††	14	2 800	848	190	49
7534, 5, 9	Other automotive repair shops.....	††	††	††	††	13	4 061	1 179	314	71
754	Automotive services, except repair.....	††	††	††	††	4	(D)	(D)	(D)	(D)
76	Miscellaneous repair services	††	††	††	††	22	6 435	2 299	608	161
762	Electrical and electronic repair shops.....	††	††	††	††	7	1 672	721	165	44
7622	Radio and TV repair shops.....	††	††	††	††	2	(D)	(D)	(D)	(D)
7623, 9	Other electrical and electronic repair shops.....	††	††	††	††	5	(D)	(D)	(D)	(D)
764	Reupholstery and furniture repair.....	††	††	††	††	2	(D)	(D)	(D)	(D)
763, 9	Other repair shops and related services.....	††	††	††	††	13	(D)	(D)	(D)	(D)
78, 79	Amusement and recreation services, including motion pictures...	††	††	††	††	13	2 838	726	138	115
781, 2	Motion picture production, distribution, and services.....	††	††	††	††	1	(D)	(D)	(D)	(D)
783	Motion picture theaters.....	††	††	††	††	5	(D)	(D)	(D)	(D)
792	Producers, orchestras, and entertainers.....	††	††	††	††	1	(D)	(D)	(D)	(D)
793	Bowling alleys and billiards and pool establishments.....	††	††	††	††	4	1 372	346	98	61
79 ex. 792, 3	Commercial sports and other amusement and recreation services.....	††	††	††	††	2	(D)	(D)	(D)	(D)
80, ex. 806	Health services, except hospitals	††	††	††	††	73	15 761	7 665	2 182	340
801	Offices of physicians.....	††	††	††	††	31	9 676	5 091	1 576	135
802	Offices of dentists.....	††	††	††	††	23	3 564	1 473	338	85
803	Offices of osteopathic physicians.....	††	††	††	††	2	(D)	(D)	(D)	(D)
8041	Offices of chiropractors.....	††	††	††	††	3	(D)	(D)	(D)	(D)
8042	Offices of optometrists.....	††	††	††	††	4	351	68	17	8
805	Nursing and personal care facilities.....	††	††	††	††	1	(D)	(D)	(D)	(D)
8049, 807, 8, 9	Other health services.....	††	††	††	††	9	711	248	59	26
81	Legal services	††	††	††	††	32	8 735	2 745	611	172
823, 4, 9	Selected educational services	††	††	††	††	5	750	376	85	33
891	Engineering, architectural, and surveying services	††	††	††	††	10	7 002	4 028	1 349	184
893	Accounting, auditing, and bookkeeping services	††	††	††	††	9	858	322	80	28
83, 892, 9	Social and other services	††	††	††	††	4	(D)	(D)	(D)	(D)
83	Social services.....	**	**	**	**	4	(D)	(D)	(D)	(D)
892, 9	Other services.....	**	**	**	**	-	-	-	-	-

Table 7. **Summary Statistics for Firms Subject to Federal Income Tax for Places With 300 Establishments or More: 1982—Con.**

[For meaning of abbreviations and symbols, see introductory text. For explanation of terms and comparability of 1977 and 1982 censuses, see appendix A. For information on geographic areas followed by Δ, see appendix F]

SIC code	Geographic area and kind of business or operation	All establishments				Establishments with payroll				
		Number	Receipts (\$1,000)	Unincorporated businesses or operations		Number	Receipts (\$1,000)	Annual payroll (\$1,000)	First quarter payroll (\$1,000)	Paid employees for pay period including March 12 (number)
				Individual proprietorships (number)	Partnerships (number)					
	INDIANAPOLIS Δ									
	Total.....	††	††	††	††	4 493	1 698 942	651 403	157 039	46 085
70	Hotels, motels, and other lodging places	††	††	††	††	84	115 797	33 105	7 477	4 402
7011	Hotels, motor hotels, and motels	††	††	††	††	80	115 536	33 057	7 466	4 389
7011 pt.	Hotels	††	††	††	††	21	(D)	(D)	(D)	(D)
7011 pt.	Hotels, 25 guestrooms or more	††	††	††	††	18	56 990	16 961	3 956	2 248
7011 pt.	Hotels, less than 25 guestrooms	††	††	††	††	3	(D)	(D)	(D)	(D)
7011 pt.	Motels, motor hotels, and tourist courts	††	††	††	††	59	(D)	(D)	(D)	(D)
7011 pt.	Motels, tourist courts	††	††	††	††	48	26 247	6 959	1 496	980
7011 pt.	Motor hotels	††	††	††	††	11	(D)	(D)	(D)	(D)
702, 3, 4	Other lodging places	††	††	††	††	4	261	48	11	13
703	Trailer parks and camps	††	††	††	††	2	(D)	(D)	(D)	(D)
702, 4	Rooming, boarding, and membership lodging	††	††	††	††	2	(D)	(D)	(D)	(D)
72	Personal services	††	††	††	††	537	107 911	35 933	8 672	4 606
721	Laundry, cleaning, and garment services	††	††	††	††	166	45 928	15 853	3 781	1 788
7215	Coin-operated laundries and dry cleaning	††	††	††	††	50	(D)	(D)	(D)	(D)
721 ex.	Other laundry, cleaning, and garment services	††	††	††	††	116	(D)	(D)	(D)	(D)
7215	Power laundries, family and commercial*	††	††	††	††	5	(D)	(D)	(D)	(D)
7211	Dry-cleaning plants, except rug cleaning*	††	††	††	††	64	10 883	4 217	.966	537
7216	Laundry and cleaning services, n.e.c.*	††	††	††	††	47	(D)	(D)	(D)	(D)
Other 721	Garment pressing and agents for laundries and dry cleaners	††	††	††	††	9	(D)	(D)	(D)	(D)
7213	Linen supply*	††	††	††	††	4	(D)	(D)	(D)	(D)
7217	Carpet and upholstery cleaning	††	††	††	††	22	(D)	(D)	(D)	(D)
7218	Industrial laundries*	††	††	††	††	5	(D)	(D)	(D)	(D)
7214, 9	Other laundry, garment services, including diaper*	††	††	††	††	7	(D)	(D)	(D)	(D)
722	Photographic studios, portrait	††	††	††	††	29	(D)	(D)	(D)	(D)
723, 4	Beauty and barber shops	††	††	††	††	197	14 608	6 864	1 562	792
723	Beauty shops	††	††	††	††	172	12 938	6 136	1 388	725
724	Barber shops	††	††	††	††	25	1 670	728	174	67
725	Shoe repair, shoe shine, and hat-cleaning shops	††	††	††	††	11	(D)	(D)	(D)	(D)
726	Funeral service and crematories	††	††	††	††	40	12 428	3 667	872	290
729	Miscellaneous personal services	††	††	††	††	94	21 152	6 372	1 673	1 370
73	Business services	††	††	††	††	948	454 209	195 408	46 587	15 014
731	Advertising	††	††	††	††	68	(D)	(D)	(D)	(D)
7311	Advertising agencies	††	††	††	††	55	20 457	9 867	2 495	558
7312	Outdoor advertising services	††	††	††	††	4	(D)	(D)	(D)	(D)
7313	Radio, TV, publishers' advertising representatives	††	††	††	††	4	(D)	(D)	(D)	(D)
7319	Advertising, n.e.c.	††	††	††	††	5	961	272	49	18
734	Services to dwellings and other buildings	††	††	††	††	127	(D)	(D)	(D)	(D)
7341	Window cleaning	††	††	††	††	3	(D)	(D)	(D)	(D)
7342	Disinfecting and exterminating services	††	††	††	††	16	5 055	1 863	437	163
7349	Cleaning and maintenance services, n.e.c.	††	††	††	††	108	18 581	10 895	2 388	1 988
737	Computer and data processing services	††	††	††	††	91	(D)	(D)	(D)	(D)
7372	Computer programming and other software services	††	††	††	††	27	21 226	8 057	1 763	313
7374	Data processing services	††	††	††	††	44	(D)	(D)	(D)	(D)
7379	Computer related services, n.e.c.	††	††	††	††	20	17 470	5 216	1 269	267
7392	Management, consulting, and public relations services	††	††	††	††	180	(D)	(D)	(D)	(D)
7394	Equipment rental and leasing services	††	††	††	††	59	(D)	(D)	(D)	(D)
Other 73	Other business services	††	††	††	††	423	(D)	(D)	(D)	(D)
732	Credit reporting, collection agencies	††	††	††	††	31	13 023	4 770	1 172	378
7331	Direct mail advertising services	††	††	††	††	6	(D)	(D)	(D)	(D)
7332	Blueprinting and photocopying services	††	††	††	††	7	(D)	(D)	(D)	(D)
7333	Commercial photography, art, and graphics	††	††	††	††	43	(D)	(D)	(D)	(D)
7339	Stenographic services; and reproduction services, n.e.c.	††	††	††	††	28	(D)	(D)	(D)	(D)
736	Personnel supply services	††	††	††	††	76	(D)	(D)	(D)	(D)
7361	Employment agencies	††	††	††	††	43	6 700	3 444	876	234
7362	Help supply services	††	††	††	††	31	(D)	(D)	(D)	(D)
7369	Facilities management services	††	††	††	††	2	(D)	(D)	(D)	(D)
7391	Research and development laboratories	††	††	††	††	6	(D)	(D)	(D)	(D)
7397	Testing laboratories and facilities	††	††	††	††	12	3 225	1 075	313	61
7393	Detective agencies and protective services	††	††	††	††	53	(D)	(D)	(D)	(D)
7395	Photofinishing laboratories*	††	††	††	††	13	(D)	(D)	(D)	(D)
7399 pt.	Sign painting shops	††	††	††	††	3	(D)	(D)	(D)	(D)
7399 pt.	Interior designing	††	††	††	††	18	(D)	(D)	(D)	(D)
7399 pt.	Telephone answering services	††	††	††	††	8	907	390	80	57
735, 7396, 7399 pt.	Other business services, n.e.c.	††	††	††	††	119	(D)	(D)	(D)	(D)

Table 7. Summary Statistics for Firms Subject to Federal Income Tax for Places With 300 Establishments or More: 1982—Con.

[For meaning of abbreviations and symbols, see introductory text. For explanation of terms and comparability of 1977 and 1982 censuses, see appendix A. For information on geographic areas followed by Δ, see appendix F]

SIC code	Geographic area and kind of business or operation	All establishments				Establishments with payroll				
		Number	Receipts (\$1,000)	Unincorporated businesses or operations		Number	Receipts (\$1,000)	Annual payroll (\$1,000)	First quarter payroll (\$1,000)	Paid employees for pay period including March 12 (number)
				Individual proprietorships (number)	Partnerships (number)					
	INDIANAPOLIS Δ—Con.									
75	Automotive repair, services, and garages.....	††	††	††	††	436	144 397	34 362	8 369	2 743
751	Automotive rental and leasing, without drivers	††	††	††	††	47	(D)	(D)	(D)	(D)
752	Automobile parking	††	††	††	††	68	(D)	(D)	(D)	(D)
7523	Parking lots	††	††	††	††	53	(D)	(D)	(D)	(D)
7525	Parking structures	**	**	**	**	15	(D)	(D)	(D)	(D)
753	Automotive repair shops.....	††	††	††	††	269	65 601	20 458	4 795	1 465
7538	General automotive repair shops	††	††	††	††	115	21 227	6 422	1 521	531
7538 pt.	General automotive repair shops, except diesel	**	**	**	**	101	18 386	5 313	1 231	445
7538 pt.	Diesel repair shops	**	**	**	**	14	2 841	1 109	290	86
7531	Top and body repair shops	††	††	††	††	59	11 977	4 322	949	286
7534, 5, 9	Other automotive repair shops	††	††	††	††	95	32 397	9 714	2 325	648
7534	Tire retreading and repair shops	**	**	**	**	7	(D)	(D)	(D)	(D)
7535	Paint shops	**	**	**	**	5	928	326	59	44
7539 pt.	Auto electrical and fuel system services	**	**	**	**	10	(D)	(D)	(D)	(D)
7539 pt.	Radiator repair	**	**	**	**	9	(D)	(D)	(D)	(D)
7539 pt.	Glass replacement and repair	**	**	**	**	12	(D)	(D)	(D)	(D)
7539 pt.	Brake, front end, and wheel alignment	**	**	**	**	14	(D)	(D)	(D)	(D)
7539 pt.	Exhaust system services (muffler shops)	**	**	**	**	12	(D)	(D)	(D)	(D)
7539 pt.	Transmission repair shops	**	**	**	**	19	(D)	(D)	(D)	(D)
7539 pt.	Other automotive repair shops, n.e.c.	**	**	**	**	7	(D)	(D)	(D)	(D)
754	Automotive services, except repair	††	††	††	††	52	(D)	(D)	(D)	(D)
7542	Car washes	**	**	**	**	33	(D)	(D)	(D)	(D)
7549	Other automotive services	**	**	**	**	19	(D)	(D)	(D)	(D)
76	Miscellaneous repair services	††	††	††	††	213	69 506	22 829	5 729	1 409
762	Electrical and electronic repair shops	††	††	††	††	68	21 198	6 334	1 457	364
7622	Radio and TV repair shops	††	††	††	††	30	(D)	(D)	(D)	(D)
7623, 9	Other electrical and electronic repair shops	††	††	††	††	38	(D)	(D)	(D)	(D)
7623	Refrigeration and air-conditioning repair shops	**	**	**	**	8	(D)	(D)	(D)	(D)
7629	Electrical and electronic repair shops, n.e.c.	**	**	**	**	30	8 911	2 547	618	143
764	Reupholstery and furniture repair	††	††	††	††	25	(D)	(D)	(D)	(D)
763, 9	Other repair shops and related services.....	††	††	††	††	120	(D)	(D)	(D)	(D)
763	Watch, clock, and jewelry repair	**	**	**	**	14	(D)	(D)	(D)	(D)
769	Miscellaneous repair and related services	**	**	**	**	106	45 192	15 341	4 033	932
7692	Welding repair	**	**	**	**	13	(D)	(D)	(D)	(D)
7694	Armature rewinding shops	**	**	**	**	7	(D)	(D)	(D)	(D)
7699	Repair shops and related services, n.e.c.	**	**	**	**	86	(D)	(D)	(D)	(D)
78, 79	Amusement and recreation services, including motion pictures...	††	††	††	††	195	(D)	(D)	(D)	(D)
781, 2	Motion picture production, distribution, and services	††	††	††	††	28	18 014	4 347	996	244
783	Motion picture theaters.....	††	††	††	††	30	(D)	(D)	(D)	(D)
7832	Motion picture theaters, except drive-in	††	††	††	††	23	(D)	(D)	(D)	(D)
7833	Drive-in motion picture theaters	**	**	**	**	7	1 184	299	38	31
792	Producers, orchestras, and entertainers	††	††	††	††	26	(D)	(D)	(D)	(D)
7922	Theatrical producers (except motion picture) and miscellaneous theatrical services	**	**	**	**	12	(D)	(D)	(D)	(D)
7929	Bands, orchestras, actors, and other entertainers and entertainment groups	**	**	**	**	14	(D)	(D)	(D)	(D)
793	Bowling alleys and billiards and pool establishments	††	††	††	††	19	(D)	(D)	(D)	(D)
7932	Billiard and pool establishments	††	††	††	††	1	(D)	(D)	(D)	(D)
7933	Bowling alleys	††	††	††	††	18	(D)	(D)	(D)	(D)
79 ex. 792, 3	Commercial sports and other amusement and recreation services	††	††	††	††	92	(D)	(D)	(D)	(D)
794	Commercial sports.....	††	††	††	††	11	(D)	(D)	(D)	(D)
7941	Professional sports clubs, managers, promoters	††	††	††	††	4	(D)	(D)	(D)	(D)
7948	Racing, including track operation	††	††	††	††	7	8 121	1 075	263	66
79 ex. 792, 3, 4	Other amusement and recreation services	††	††	††	††	81	13 248	3 660	946	500
791	Dance halls, studios, and schools	**	**	**	**	10	(D)	(D)	(D)	(D)
7992	Public golf courses	**	**	**	**	1	(D)	(D)	(D)	(D)
7993	Coin-operated amusement device operators	**	**	**	**	15	(D)	(D)	(D)	(D)
7996	Amusement parks	**	**	**	**	-	-	-	-	-
7997	Membership sports and recreation clubs	**	**	**	**	20	(D)	(D)	(D)	(D)
7999	Amusement and recreation services, n.e.c.	**	**	**	**	35	4 505	1 093	232	150
7999 pt.	Concession operators of amusement devices, rides	**	**	**	**	-	-	-	-	-
7999 pt.	Carnivals, circuses, and fairs.....	**	**	**	**	1	(D)	(D)	(D)	(D)
7999 pt.	Other commercial recreation and amusements.....	**	**	**	**	34	(D)	(D)	(D)	(D)

Table 7. Summary Statistics for Firms Subject to Federal Income Tax for Places With 300 Establishments or More: 1982—Con.

[For meaning of abbreviations and symbols, see introductory text. For explanation of terms and comparability of 1977 and 1982 censuses, see appendix A. For information on geographic areas followed by Δ, see appendix F]

SIC code	Geographic area and kind of business or operation	All establishments				Establishments with payroll				
		Number	Receipts (\$1,000)	Unincorporated businesses or operations		Number	Receipts (\$1,000)	Annual payroll (\$1,000)	First quarter payroll (\$1,000)	Paid employees for pay period including March 12 (number)
				Individual proprietorships (number)	Partnerships (number)					
	INDIANAPOLIS Δ—Con.									
80, ex. 806	Health services, except hospitals -----	††	††	††	††	1 270	397 687	184 962	44 702	8 868
801	Offices of physicians -----	††	††	††	††	686	232 088	119 948	29 537	3 113
802	Offices of dentists -----	††	††	††	††	331	50 950	18 696	4 509	1 284
803	Offices of osteopathic physicians -----	††	††	††	††	16	3 295	1 472	362	57
8041	Offices of chiropractors -----	††	††	††	††	19	(D)	(D)	(D)	(D)
8042	Offices of optometrists -----	††	††	††	††	38	(D)	(D)	(D)	(D)
805	Nursing and personal care facilities -----	††	††	††	††	54	(D)	(D)	(D)	(D)
8049, 807, 8, 9	Other health services -----	††	††	††	††	126	(D)	(D)	(D)	(D)
807	Medical and dental laboratories -----	††	††	††	††	59	19 322	8 401	1 997	558
8071	Medical laboratories -----	††	††	††	††	32	11 448	4 475	1 084	274
8072	Dental laboratories -----	††	††	††	††	27	7 874	3 926	913	284
8049, 808, 9	Other health services, n.e.c. -----	††	††	††	††	67	(D)	(D)	(D)	(D)
81	Legal services -----	††	††	††	††	359	128 299	38 338	9 814	1 917
823, 4, 9	Selected educational services -----	††	††	††	††	23	(D)	(D)	(D)	(D)
823	Libraries and information centers -----	**	**	**	**	-	-	-	-	-
824	Correspondence schools and vocational schools -----	**	**	**	**	12	(D)	(D)	(D)	(D)
829	Schools and educational services, n.e.c. -----	**	**	**	**	11	(D)	(D)	(D)	(D)
891	Engineering, architectural, and surveying services -----	††	††	††	††	180	104 768	50 319	12 165	2 640
891 pt.	Architectural services -----	**	**	**	**	65	(D)	(D)	(D)	(D)
891 pt.	Engineering services -----	**	**	**	**	102	(D)	(D)	(D)	(D)
891 pt.	Surveying services -----	**	**	**	**	13	4 270	2 473	572	125
893	Accounting, auditing, and bookkeeping services -----	††	††	††	††	158	72 561	28 105	6 834	1 445
83, 892, 9	Social and other services -----	††	††	††	††	90	13 758	6 212	1 462	779
83	Social services -----	**	**	**	**	71	8 546	3 525	840	650
835	Child day care services -----	**	**	**	**	56	(D)	(D)	(D)	(D)
832, 3, 6, 9	Other social services -----	**	**	**	**	15	(D)	(D)	(D)	(D)
892, 9	Other services -----	**	**	**	**	19	5 212	2 687	622	129
	KOKOMO									
	Total -----	††	††	††	††	335	72 603	30 727	7 560	2 485
70	Hotels, motels, and other lodging places -----	††	††	††	††	6	(D)	(D)	(D)	(D)
7011	Hotels, motor hotels, and motels -----	††	††	††	††	4	3 456	1 018	240	154
7011 pt.	Hotels -----	††	††	††	††	1	(D)	(D)	(D)	(D)
7011 pt.	Motels, motor hotels, and tourist courts -----	††	††	††	††	3	(D)	(D)	(D)	(D)
702, 3, 4	Other lodging places -----	††	††	††	††	2	(D)	(D)	(D)	(D)
72	Personal services -----	††	††	††	††	62	8 689	2 625	660	372
721	Laundry, cleaning, and garment services -----	††	††	††	††	24	4 254	1 326	324	154
7215	Coin-operated laundries and dry cleaning -----	††	††	††	††	7	(D)	(D)	(D)	(D)
721 ex.	Other laundry, cleaning, and garment services -----	††	††	††	††	17	(D)	(D)	(D)	(D)
7215	Power laundries, family and commercial* -----	**	**	**	**	-	-	-	-	-
7211	Dry-cleaning plants, except rug cleaning* -----	**	**	**	**	8	(D)	(D)	(D)	(D)
7216	Laundry and cleaning services, n.e.c.* -----	**	**	**	**	9	(D)	(D)	(D)	(D)
Other 721		**	**	**	**	-	-	-	-	-
722	Photographic studios, portrait -----	††	††	††	††	5	(D)	(D)	(D)	(D)
723, 4	Beauty and barber shops -----	††	††	††	††	19	1 257	494	113	80
723	Beauty shops -----	††	††	††	††	15	(D)	(D)	(D)	(D)
724	Barber shops -----	††	††	††	††	4	(D)	(D)	(D)	(D)
725	Shoe repair, shoe shine, and hat-cleaning shops -----	††	††	††	††	1	(D)	(D)	(D)	(D)
726	Funeral service and crematories -----	††	††	††	††	3	(D)	(D)	(D)	(D)
729	Miscellaneous personal services -----	††	††	††	††	10	964	381	66	97
73	Business services -----	††	††	††	††	25	6 114	3 083	727	367
731	Advertising -----	††	††	††	††	-	-	-	-	-
734	Services to dwellings and other buildings -----	††	††	††	††	11	1 380	763	191	118
737	Computer and data processing services -----	††	††	††	††	1	(D)	(D)	(D)	(D)
7392	Management, consulting, and public relations services -----	††	††	††	††	2	(D)	(D)	(D)	(D)
7394	Equipment rental and leasing services -----	††	††	††	††	3	(D)	(D)	(D)	(D)
Other 73	Other business services -----	††	††	††	††	8	(D)	(D)	(D)	(D)
75	Automotive repair, services, and garages -----	††	††	††	††	31	4 654	1 345	309	152
751	Automotive rental and leasing, without drivers -----	††	††	††	††	2	(D)	(D)	(D)	(D)
752	Automobile parking -----	††	††	††	††	-	-	-	-	-
753	Automotive repair shops -----	††	††	††	††	21	3 484	960	218	81
7538	General automotive repair shops -----	††	††	††	††	3	(D)	(D)	(D)	(D)
7531	Top and body repair shops -----	††	††	††	††	7	1 072	265	60	23
7534, 5, 9	Other automotive repair shops -----	††	††	††	††	11	(D)	(D)	(D)	(D)
754	Automotive services, except repair -----	††	††	††	††	8	(D)	(D)	(D)	(D)

Table 7. Summary Statistics for Firms Subject to Federal Income Tax for Places With 300 Establishments or More: 1982—Con.

[For meaning of abbreviations and symbols, see introductory text. For explanation of terms and comparability of 1977 and 1982 censuses, see appendix A. For information on geographic areas followed by Δ, see appendix F]

SIC code	Geographic area and kind of business or operation	All establishments				Establishments with payroll				
		Number	Receipts (\$1,000)	Unincorporated businesses or operations		Number	Receipts (\$1,000)	Annual payroll (\$1,000)	First quarter payroll (\$1,000)	Paid employees for pay period including March 12 (number)
				Individual proprietorships (number)	Partnerships (number)					
KOKOMO—Con.										
76	Miscellaneous repair services	††	††	††	††	15	2 715	759	176	60
762	Electrical and electronic repair shops	††	††	††	††	5	(D)	(D)	(D)	(D)
7622	Radio and TV repair shops	††	††	††	††	4	332	92	17	9
7623, 9	Other electrical and electronic repair shops	††	††	††	††	1	(D)	(D)	(D)	(D)
764	Reupholstery and furniture repair	††	††	††	††	1	(D)	(D)	(D)	(D)
763, 9	Other repair shops and related services	††	††	††	††	9	(D)	(D)	(D)	(D)
78, 79	Amusement and recreation services, including motion pictures	††	††	††	††	18	3 295	873	186	143
781, 2	Motion picture production, distribution, and services	††	††	††	††	-	-	-	-	-
783	Motion picture theaters	††	††	††	††	4	(D)	(D)	(D)	(D)
792	Producers, orchestras, and entertainers	††	††	††	††	-	-	-	-	-
793	Bowling alleys and billiards and pool establishments	††	††	††	††	2	(D)	(D)	(D)	(D)
79 ex. 792, 3	Commercial sports and other amusement and recreation services	††	††	††	††	12	1 301	282	56	44
80, ex. 806	Health services, except hospitals	††	††	††	††	115	35 474	17 874	4 540	992
801	Offices of physicians	††	††	††	††	51	(D)	(D)	(D)	(D)
802	Offices of dentists	††	††	††	††	34	(D)	(D)	(D)	(D)
803	Offices of osteopathic physicians	††	††	††	††	-	-	-	-	-
8041	Offices of chiropractors	††	††	††	††	6	607	163	35	22
8042	Offices of optometrists	††	††	††	††	6	1 171	247	63	19
805	Nursing and personal care facilities	††	††	††	††	5	6 094	2 810	646	361
8049, 807, 8, 9	Other health services	††	††	††	††	13	1 406	661	103	101
81	Legal services	††	††	††	††	34	(D)	(D)	(D)	(D)
823, 4, 9	Selected educational services	††	††	††	††	-	(D)	(D)	(D)	(D)
891	Engineering, architectural, and surveying services	††	††	††	††	5	625	274	70	22
893	Accounting, auditing, and bookkeeping services	††	††	††	††	15	(D)	(D)	(D)	(D)
83, 892, 9	Social and other services	††	††	††	††	9	(D)	(D)	(D)	(D)
83	Social services	**	**	**	**	9	(D)	(D)	(D)	(D)
892, 9	Other services	**	**	**	**	-	-	-	-	-
LAFAYETTE										
	Total	††	††	††	††	381	110 861	44 549	11 217	3 322
70	Hotels, motels, and other lodging places	††	††	††	††	8	(D)	(D)	(D)	(D)
7011	Hotels, motor hotels, and motels	††	††	††	††	7	8 026	2 585	590	385
7011 pt.	Hotels	††	††	††	††	2	(D)	(D)	(D)	(D)
7011 pt.	Motels, motor hotels, and tourist courts	††	††	††	††	5	(D)	(D)	(D)	(D)
702, 3, 4	Other lodging places	††	††	††	††	1	(D)	(D)	(D)	(D)
72	Personal services	††	††	††	††	59	10 657	4 003	944	501
721	Laundry, cleaning, and garment services	††	††	††	††	12	4 141	1 615	406	168
7215	Coin-operated laundries and dry cleaning	††	††	††	††	5	(D)	(D)	(D)	(D)
721 ex. 7215	Other laundry, cleaning, and garment services	††	††	††	††	7	(D)	(D)	(D)	(D)
7211	Power laundries, family and commercial*	**	**	**	**	-	-	-	-	-
7216	Dry-cleaning plants, except rug cleaning*	**	**	**	**	4	884	432	101	51
Other 721	Laundry and cleaning services, n.e.c.*	**	**	**	**	3	(D)	(D)	(D)	(D)
722	Photographic studios, portrait	††	††	††	††	7	(D)	(D)	(D)	(D)
723, 4	Beauty and barber shops	††	††	††	††	23	1 938	1 128	226	141
723	Beauty shops	††	††	††	††	17	(D)	(D)	(D)	(D)
724	Barber shops	††	††	††	††	6	(D)	(D)	(D)	(D)
725	Shoe repair, shoe shine, and hat-cleaning shops	††	††	††	††	1	(D)	(D)	(D)	(D)
726	Funeral service and crematories	††	††	††	††	4	(D)	(D)	(D)	(D)
729	Miscellaneous personal services	††	††	††	††	12	2 247	695	155	146
73	Business services	††	††	††	††	56	16 533	6 618	1 421	589
731	Advertising	††	††	††	††	5	(D)	(D)	(D)	(D)
734	Services to dwellings and other buildings	††	††	††	††	9	1 586	775	159	120
737	Computer and data processing services	††	††	††	††	4	(D)	(D)	(D)	(D)
7392	Management, consulting, and public relations services	††	††	††	††	5	(D)	(D)	(D)	(D)
7394	Equipment rental and leasing services	††	††	††	††	5	(D)	(D)	(D)	(D)
Other 73	Other business services	††	††	††	††	28	(D)	(D)	(D)	(D)
75	Automotive repair, services, and garages	††	††	††	††	28	8 763	2 420	543	198
751	Automotive rental and leasing, without drivers	††	††	††	††	2	(D)	(D)	(D)	(D)
752	Automobile parking	††	††	††	††	2	(D)	(D)	(D)	(D)
753	Automotive repair shops	††	††	††	††	21	6 996	2 123	472	158
7538	General automotive repair shops	††	††	††	††	5	1 156	354	80	23
7531	Top and body repair shops	††	††	††	††	6	(D)	(D)	(D)	(D)
7534, 5, 9	Other automotive repair shops	††	††	††	††	10	(D)	(D)	(D)	(D)
754	Automotive services, except repair	††	††	††	††	3	(D)	(D)	(D)	(D)

Table 7. Summary Statistics for Firms Subject to Federal Income Tax for Places With 300 Establishments or More: 1982—Con.

[For meaning of abbreviations and symbols, see introductory text. For explanation of terms and comparability of 1977 and 1982 censuses, see appendix A. For information on geographic areas followed by Δ, see appendix F]

SIC code	Geographic area and kind of business or operation	All establishments				Establishments with payroll				
		Number	Receipts (\$1,000)	Unincorporated businesses or operations		Number	Receipts (\$1,000)	Annual payroll (\$1,000)	First quarter payroll (\$1,000)	Paid employees for pay period including March 12 (number)
				Individual proprietorships (number)	Partnerships (number)					
LAFAYETTE—Con.										
76	Miscellaneous repair services	††	††	††	††	20	3 182	1 047	244	86
762	Electrical and electronic repair shops	††	††	††	††	9	(D)	(D)	(D)	(D)
7622	Radio and TV repair shops	††	††	††	††	6	(D)	(D)	(D)	(D)
7623, 9	Other electrical and electronic repair shops	††	††	††	††	3	(D)	(D)	(D)	(D)
764	Reupholstery and furniture repair	††	††	††	††	6	(D)	(D)	(D)	(D)
763, 9	Other repair shops and related services	††	††	††	††	5	(D)	(D)	(D)	(D)
78, 79	Amusement and recreation services, including motion pictures...	††	††	††	††	16	3 478	817	182	143
781, 2	Motion picture production, distribution, and services	††	††	††	††	-	-	-	-	-
783	Motion picture theaters	††	††	††	††	4	(D)	(D)	(D)	(D)
792	Producers, orchestras, and entertainers	††	††	††	††	2	(D)	(D)	(D)	(D)
793	Bowling alleys and billiards and pool establishments	††	††	††	††	3	(D)	(D)	(D)	(D)
79 ex. 792, 3	Commercial sports and other amusement and recreation services ..	††	††	††	††	7	1 011	306	41	27
80, ex. 806	Health services, except hospitals	††	††	††	††	113	45 208	22 372	6 168	1 022
801	Offices of physicians	††	††	††	††	55	29 456	16 562	4 777	480
802	Offices of dentists	††	††	††	††	36	5 969	1 973	360	142
803	Offices of osteopathic physicians	††	††	††	††	-	-	-	-	-
8041	Offices of chiropractors	††	††	††	††	4	233	64	14	6
8042	Offices of optometrists	††	††	††	††	4	626	72	17	10
805	Nursing and personal care facilities	††	††	††	††	3	(D)	(D)	(D)	(D)
8049, 807, 8, 9	Other health services	††	††	††	††	11	(D)	(D)	(D)	(D)
81	Legal services	††	††	††	††	39	9 012	1 855	432	158
823, 4, 9	Selected educational services	††	††	††	††	1	(D)	(D)	(D)	(D)
891	Engineering, architectural, and surveying services	††	††	††	††	11	(D)	(D)	(D)	(D)
893	Accounting, auditing, and bookkeeping services	††	††	††	††	19	(D)	(D)	(D)	(D)
83, 892, 9	Social and other services	††	††	††	††	11	(D)	(D)	(D)	(D)
83	Social services	††	††	††	††	10	392	188	43	42
892, 9	Other services	††	††	††	††	1	(D)	(D)	(D)	(D)
MERRILLVILLE										
	Total	††	††	††	††	346	114 685	47 115	11 239	2 933
70	Hotels, motels, and other lodging places	††	††	††	††	6	13 263	3 946	872	461
7011	Hotels, motor hotels, and motels	††	††	††	††	6	13 263	3 946	872	461
7011 pt.	Hotels	††	††	††	††	2	(D)	(D)	(D)	(D)
7011 pt.	Motels, motor hotels, and tourist courts	††	††	††	††	4	(D)	(D)	(D)	(D)
702, 3, 4	Other lodging places	††	††	††	††	-	-	-	-	-
72	Personal services	††	††	††	††	43	5 293	1 764	411	232
721	Laundry, cleaning, and garment services	††	††	††	††	8	516	168	41	32
7215	Coin-operated laundries and dry cleaning	††	††	††	††	2	(D)	(D)	(D)	(D)
721 ex. 7215	Other laundry, cleaning, and garment services	††	††	††	††	6	(D)	(D)	(D)	(D)
7211	Power laundries, family and commercial*	††	††	††	††	-	-	-	-	-
7216	Dry-cleaning plants, except rug cleaning*	††	††	††	††	5	387	143	35	27
Other 721	Laundry and cleaning services, n.e.c.*	††	††	††	††	1	(D)	(D)	(D)	(D)
722	Photographic studios, portrait	††	††	††	††	5	456	131	29	18
723, 4	Beauty and barber shops	††	††	††	††	17	1 517	701	164	87
723	Beauty shops	††	††	††	††	17	1 517	701	164	87
724	Barber shops	††	††	††	††	-	-	-	-	-
725	Shoe repair, shoe shine, and hat-cleaning shops	††	††	††	††	-	-	-	-	-
726	Funeral service and crematories	††	††	††	††	1	(D)	(D)	(D)	(D)
729	Miscellaneous personal services	††	††	††	††	12	(D)	(D)	(D)	(D)
73	Business services	††	††	††	††	58	15 912	6 631	1 484	559
731	Advertising	††	††	††	††	2	(D)	(D)	(D)	(D)
734	Services to dwellings and other buildings	††	††	††	††	7	891	452	91	42
737	Computer and data processing services	††	††	††	††	7	5 470	2 601	607	116
7392	Management, consulting, and public relations services	††	††	††	††	10	2 955	1 437	326	89
7394	Equipment rental and leasing services	††	††	††	††	6	1 741	402	64	23
Other 73	Other business services	††	††	††	††	26	(D)	(D)	(D)	(D)
75	Automotive repair, services, and garages	††	††	††	††	20	6 739	1 704	398	119
751	Automotive rental and leasing, without drivers	††	††	††	††	3	(D)	(D)	(D)	(D)
752	Automobile parking	††	††	††	††	-	-	-	-	-
753	Automotive repair shops	††	††	††	††	13	4 430	1 292	296	78
7538	General automotive repair shops	††	††	††	††	4	564	125	28	12
7531	Top and body repair shops	††	††	††	††	2	(D)	(D)	(D)	(D)
7534, 5, 9	Other automotive repair shops	††	††	††	††	7	(D)	(D)	(D)	(D)
754	Automotive services, except repair	††	††	††	††	4	(D)	(D)	(D)	(D)

Table 7. Summary Statistics for Firms Subject to Federal Income Tax for Places With 300 Establishments or More: 1982—Con.

[For meaning of abbreviations and symbols, see introductory text. For explanation of terms and comparability of 1977 and 1982 censuses, see appendix A. For information on geographic areas followed by Δ, see appendix F]

SIC code	Geographic area and kind of business or operation	All establishments				Establishments with payroll				
		Number	Receipts (\$1,000)	Unincorporated businesses or operations		Number	Receipts (\$1,000)	Annual payroll (\$1,000)	First quarter payroll (\$1,000)	Paid employees for pay period including March 12 (number)
				Individual proprietorships (number)	Partnerships (number)					
MERRILLVILLE—Con.										
76	Miscellaneous repair services	††	††	††	††	8	1 923	706	145	39
762	Electrical and electronic repair shops	††	††	††	††	1	(D)	(D)	(D)	(D)
7622	Radio and TV repair shops	††	††	††	††	-	-	-	-	-
7623, 9	Other electrical and electronic repair shops	††	††	††	††	1	(D)	(D)	(D)	(D)
764	Reupholstery and furniture repair	††	††	††	††	1	(D)	(D)	(D)	(D)
763, 9	Other repair shops and related services	††	††	††	††	6	(D)	(D)	(D)	(D)
78, 79	Amusement and recreation services, including motion pictures...	††	††	††	††	10	8 836	1 459	285	209
781, 2	Motion picture production, distribution, and services	††	††	††	††	-	-	-	-	-
783	Motion picture theaters	††	††	††	††	2	(D)	(D)	(D)	(D)
792	Producers, orchestras, and entertainers	††	††	††	††	1	(D)	(D)	(D)	(D)
793	Bowling alleys and billiards and pool establishments	††	††	††	††	1	(D)	(D)	(D)	(D)
79 ex. 792, 3	Commercial sports and other amusement and recreation services	††	††	††	††	6	(D)	(D)	(D)	(D)
80, ex. 806	Health services, except hospitals	††	††	††	††	125	43 689	22 017	5 202	877
901	Offices of physicians	††	††	††	††	74	30 228	16 563	3 918	454
802	Offices of dentists	††	††	††	††	24	5 677	2 198	538	144
803	Offices of osteopathic physicians	††	††	††	††	-	-	-	-	-
8041	Offices of chiropractors	††	††	††	††	5	643	122	23	16
8042	Offices of optometrists	††	††	††	††	4	589	112	25	10
805	Nursing and personal care facilities	††	††	††	††	1	(D)	(D)	(D)	(D)
8049, 807, 8, 9	Other health services	††	††	††	††	17	(D)	(D)	(D)	(D)
81	Legal services	††	††	††	††	47	14 211	6 796	1 879	276
823, 4, 9	Selected educational services	††	††	††	††	2	(D)	(D)	(D)	(D)
891	Engineering, architectural, and surveying services	††	††	††	††	5	2 083	1 076	282	73
893	Accounting, auditing, and bookkeeping services	††	††	††	††	19	2 498	930	260	72
83, 892, 9	Social and other services	††	††	††	††	3	(D)	(D)	(D)	(D)
83	Social services	3	(D)	(D)	(D)	(D)
892, 9	Other services	-	-	-	-	-
MUNCIE										
	Total	††	††	††	††	476	127 880	46 396	11 303	3 757
70	Hotels, motels, and other lodging places	††	††	††	††	7	4 000	1 496	367	272
7011	Hotels, motor hotels, and motels	††	††	††	††	7	4 000	1 496	367	272
7011 pt.	Hotels	††	††	††	††	1	(D)	(D)	(D)	(D)
7011 pt.	Hotels, motor hotels, and tourist courts	††	††	††	††	6	(D)	(D)	(D)	(D)
702, 3, 4	Other lodging places	††	††	††	††	-	-	-	-	-
72	Personal services	††	††	††	††	69	23 854	6 803	1 617	798
721	Laundry, cleaning, and garment services	††	††	††	††	22	10 030	3 605	860	372
7215	Coin-operated laundries and dry cleaning	††	††	††	††	6	(D)	(D)	(D)	(D)
721 ex. 7215	Other laundry, cleaning, and garment services	††	††	††	††	16	(D)	(D)	(D)	(D)
7211	Power laundries, family and commercial*	8	(D)	(D)	(D)	(D)
7216	Dry-cleaning plants, except rug cleaning*	8	(D)	(D)	(D)	(D)
Other 721	Laundry and cleaning services, n.e.c.*	8	(D)	(D)	(D)	(D)
722	Photographic studios, portrait	††	††	††	††	4	(D)	(D)	(D)	(D)
723, 4	Beauty and barber shops	††	††	††	††	31	2 090	1 010	245	151
723	Beauty shops	††	††	††	††	27	(D)	(D)	(D)	(D)
724	Barber shops	††	††	††	††	4	(D)	(D)	(D)	(D)
725	Shoe repair, shoe shine, and hat-cleaning shops	††	††	††	††	1	(D)	(D)	(D)	(D)
726	Funeral service and crematories	††	††	††	††	3	(D)	(D)	(D)	(D)
729	Miscellaneous personal services	††	††	††	††	8	(D)	(D)	(D)	(D)
73	Business services	††	††	††	††	56	20 415	7 659	1 721	689
731	Advertising	††	††	††	††	4	(D)	(D)	(D)	(D)
734	Services to dwellings and other buildings	††	††	††	††	11	(D)	(D)	(D)	(D)
737	Computer and data processing services	††	††	††	††	4	(D)	(D)	(D)	(D)
7392	Management, consulting, and public relations services	††	††	††	††	4	876	433	82	25
7394	Equipment rental and leasing services	††	††	††	††	6	2 250	447	58	21
Other 73	Other business services	††	††	††	††	27	11 028	4 290	1 005	446
75	Automotive repair, services, and garages	††	††	††	††	56	9 963	2 726	618	219
751	Automotive rental and leasing, without drivers	††	††	††	††	4	(D)	(D)	(D)	(D)
752	Automobile parking	††	††	††	††	-	-	-	-	-
753	Automotive repair shops	††	††	††	††	45	7 853	2 259	506	158
7538	General automotive repair shops	††	††	††	††	8	(D)	(D)	(D)	(D)
7531	Top and body repair shops	††	††	††	††	16	(D)	(D)	(D)	(D)
7534, 5, 9	Other automotive repair shops	††	††	††	††	21	3 771	998	242	72
754	Automotive services, except repair	††	††	††	††	7	(D)	(D)	(D)	(D)

Table 7. Summary Statistics for Firms Subject to Federal Income Tax for Places With 300 Establishments or More: 1982—Con.

[For meaning of abbreviations and symbols, see introductory text. For explanation of terms and comparability of 1977 and 1982 censuses, see appendix A. For information on geographic areas followed by Δ, see appendix F]

SIC code	Geographic area and kind of business or operation	All establishments				Establishments with payroll				
		Number	Receipts (\$1,000)	Unincorporated businesses or operations		Number	Receipts (\$1,000)	Annual payroll (\$1,000)	First quarter payroll (\$1,000)	Paid employees for pay period including March 12 (number)
				Individual proprietorships (number)	Partnerships (number)					
MUNCIE—Con.										
76	Miscellaneous repair services	††	††	††	††	17	1 384	347	68	41
762	Electrical and electronic repair shops	††	††	††	††	3	(D)	(D)	(D)	(D)
7622	Radio and TV repair shops	††	††	††	††	2	(D)	(D)	(D)	(D)
7623, 9	Other electrical and electronic repair shops	††	††	††	††	1	(D)	(D)	(D)	(D)
764	Reupholstery and furniture repair	††	††	††	††	1	(D)	(D)	(D)	(D)
763, 9	Other repair shops and related services	††	††	††	††	13	1 056	274	53	33
78, 79	Amusement and recreation services, including motion pictures	††	††	††	††	27	5 865	1 435	360	239
781, 2	Motion picture production, distribution, and services	††	††	††	††	-	-	-	-	-
783	Motion picture theaters	††	††	††	††	5	(D)	(D)	(D)	(D)
792	Producers, orchestras, and entertainers	††	††	††	††	-	-	-	-	-
793	Bowling alleys and billiards and pool establishments	††	††	††	††	5	(D)	(D)	(D)	(D)
79 ex. 792, 3	Commercial sports and other amusement and recreation services	††	††	††	††	17	2 417	619	142	80
80, ex. 806	Health services, except hospitals	††	††	††	††	169	47 764	21 910	5 425	1 167
801	Offices of physicians	††	††	††	††	89	27 488	14 303	3 443	421
802	Offices of dentists	††	††	††	††	44	6 137	2 283	567	149
803	Offices of osteopathic physicians	††	††	††	††	-	-	-	-	-
8041	Offices of chiropractors	††	††	††	††	7	(D)	(D)	(D)	(D)
8042	Offices of optometrists	††	††	††	††	10	(D)	(D)	(D)	(D)
805	Nursing and personal care facilities	††	††	††	††	6	5 618	2 767	629	316
8049, 807, 8, 9	Other health services	††	††	††	††	13	5 771	1 923	590	226
81	Legal services	††	††	††	††	33	8 205	1 745	531	112
823, 4, 9	Selected educational services	††	††	††	††	-	-	-	-	-
891	Engineering, architectural, and surveying services	††	††	††	††	10	(D)	(D)	(D)	(D)
893	Accounting, auditing, and bookkeeping services	††	††	††	††	24	5 095	1 760	470	153
83, 892, 9	Social and other services	††	††	††	††	8	(D)	(D)	(D)	(D)
83	Social services	**	**	**	**	8	(D)	(D)	(D)	(D)
892, 9	Other services	**	**	**	**	-	-	-	-	-
SOUTH BEND										
	Total	††	††	††	††	899	315 071	125 023	30 052	9 495
70	Hotels, motels, and other lodging places	††	††	††	††	9	13 928	4 204	1 063	610
7011	Hotels, motor hotels, and motels	††	††	††	††	9	13 928	4 204	1 063	610
7011 pt.	Hotels	††	††	††	††	5	(D)	(D)	(D)	(D)
7011 pt.	Motels, motor hotels, and tourist courts	††	††	††	††	4	(D)	(D)	(D)	(D)
702, 3, 4	Other lodging places	††	††	††	††	-	-	-	-	-
72	Personal services	††	††	††	††	120	23 481	9 743	2 312	1 011
721	Laundry, cleaning, and garment services	††	††	††	††	23	12 893	5 680	1 342	455
7215	Coin-operated laundries and dry cleaning	††	††	††	††	5	386	103	22	24
721 ex. 7215	Other laundry, cleaning, and garment services	††	††	††	††	18	12 507	5 577	1 320	431
7215	Power laundries, family and commercial*	**	**	**	**	-	-	-	-	-
7216	Dry-cleaning plants, except rug cleaning*	**	**	**	**	11	(D)	(D)	(D)	(D)
Other 721	Laundry and cleaning services, n.e.c.*	**	**	**	**	7	(D)	(D)	(D)	(D)
722	Photographic studios, portrait	††	††	††	††	6	552	142	34	21
723, 4	Beauty and barber shops	††	††	††	††	59	4 049	1 932	436	243
723	Beauty shops	††	††	††	††	49	3 288	1 556	350	211
724	Barber shops	††	††	††	††	10	761	376	86	32
725	Shoe repair, shoe shine, and hat-cleaning shops	††	††	††	††	2	(D)	(D)	(D)	(D)
726	Funeral service and crematories	††	††	††	††	12	3 047	888	233	82
729	Miscellaneous personal services	††	††	††	††	18	(D)	(D)	(D)	(D)
73	Business services	††	††	††	††	164	56 774	26 752	6 488	2 550
731	Advertising	††	††	††	††	17	3 921	1 867	471	111
734	Services to dwellings and other buildings	††	††	††	††	19	4 948	2 619	606	558
737	Computer and data processing services	††	††	††	††	6	2 105	881	209	50
7392	Management, consulting, and public relations services	††	††	††	††	28	6 716	3 301	938	192
7394	Equipment rental and leasing services	††	††	††	††	12	7 402	2 284	558	164
Other 73	Other business services	††	††	††	††	82	31 682	15 800	3 706	1 475
75	Automotive repair, services, and garages	††	††	††	††	77	28 614	5 063	1 151	404
751	Automotive rental and leasing, without drivers	††	††	††	††	15	(D)	(D)	(D)	(D)
752	Automobile parking	††	††	††	††	10	(D)	(D)	(D)	(D)
753	Automotive repair shops	††	††	††	††	43	11 932	3 436	798	245
7538	General automotive repair shops	††	††	††	††	12	1 770	516	130	40
7531	Top and body repair shops	††	††	††	††	7	2 724	984	250	69
7534, 5, 9	Other automotive repair shops	††	††	††	††	24	7 438	1 936	418	136
754	Automotive services, except repair	††	††	††	††	9	2 219	652	112	58

Table 7. Summary Statistics for Firms Subject to Federal Income Tax for Places With 300 Establishments or More: 1982—Con.

[For meaning of abbreviations and symbols, see introductory text. For explanation of terms and comparability of 1977 and 1982 censuses, see appendix A. For information on geographic areas followed by Δ, see appendix F.]

SIC code	Geographic area and kind of business or operation	All establishments				Establishments with payroll				
		Number	Receipts (\$1,000)	Unincorporated businesses or operations		Number	Receipts (\$1,000)	Annual payroll (\$1,000)	First quarter payroll (\$1,000)	Paid employees for pay period including March 12 (number)
				Individual proprietorships (number)	Partnerships (number)					
SOUTH BEND—Con.										
76	Miscellaneous repair services	††	††	††	††	47	18 786	7 621	1 925	393
762	Electrical and electronic repair shops	††	††	††	††	21	4 603	1 437	347	94
7622	Radio and TV repair shops	††	††	††	††	7	445	148	36	17
7623, 9	Other electrical and electronic repair shops	††	††	††	††	14	4 158	1 289	311	77
764	Reupholstery and furniture repair	††	††	††	††	4	(D)	(D)	(D)	(D)
763, 9	Other repair shops and related services	††	††	††	††	22	(D)	(D)	(D)	(D)
78, 79	Amusement and recreation services, including motion pictures	††	††	††	††	28	6 656	1 746	446	256
781, 2	Motion picture production, distribution, and services	††	††	††	††	1	(D)	(D)	(D)	(D)
783	Motion picture theaters	††	††	††	††	4	(D)	(D)	(D)	(D)
792	Producers, orchestras, and entertainers	††	††	††	††	4	(D)	(D)	(D)	(D)
793	Bowling alleys and billiards and pool establishments	††	††	††	††	2	(D)	(D)	(D)	(D)
79 ex. 792, 3	Commercial sports and other amusement and recreation services	††	††	††	††	17	2 508	691	168	102
80, ex. 806	Health services, except hospitals	††	††	††	††	254	107 555	47 679	11 362	2 928
801	Offices of physicians	††	††	††	††	122	48 939	23 347	5 564	809
802	Offices of dentists	††	††	††	††	59	14 349	5 111	1 150	343
803	Offices of osteopathic physicians	††	††	††	††	20	4 567	2 001	498	69
8041	Offices of chiropractors	††	††	††	††	3	380	70	41	12
8042	Offices of optometrists	††	††	††	††	15	2 242	468	111	48
805	Nursing and personal care facilities	††	††	††	††	8	16 253	7 806	2 139	986
8049, 807, 8, 9	Other health services	††	††	††	††	27	20 825	8 876	1 859	661
81	Legal services	††	††	††	††	111	(D)	(D)	(D)	(D)
823, 4, 9	Selected educational services	††	††	††	††	4	(D)	(D)	(D)	(D)
891	Engineering, architectural, and surveying services	††	††	††	††	35	14 123	7 602	1 978	386
893	Accounting, auditing, and bookkeeping services	††	††	††	††	29	21 562	8 072	2 129	462
83, 892, 9	Social and other services	††	††	††	††	21	2 302	877	232	136
83	Social services	18	(D)	(D)	(D)	(D)
892, 9	Other services	3	(D)	(D)	(D)	(D)
TERRE HAUTE										
	Total	††	††	††	††	441	113 019	38 785	8 439	3 615
70	Hotels, motels, and other lodging places	††	††	††	††	11	8 263	2 065	449	332
7011	Hotels, motor hotels, and motels	††	††	††	††	11	8 263	2 065	449	332
7011 pt.	Hotels	††	††	††	††	-	-	-	-	-
7011 pt.	Motels, motor hotels, and tourist courts	††	††	††	††	11	8 263	2 065	449	332
702, 3, 4	Other lodging places	††	††	††	††	-	-	-	-	-
72	Personal services	††	††	††	††	80	14 837	4 983	1 187	646
721	Laundry, cleaning, and garment services	††	††	††	††	22	(D)	(D)	(D)	(D)
7215	Coin-operated laundries and dry cleaning	††	††	††	††	8	(D)	(D)	(D)	(D)
721 ex. 7215	Other laundry, cleaning, and garment services	††	††	††	††	14	(D)	(D)	(D)	(D)
7211	Power laundries, family and commercial*	-	-	-	-	-
7216	Dry-cleaning plants, except rug cleaning*	6	(D)	(D)	(D)	(D)
Other 721	Laundry and cleaning services, n.e.c.*	8	(D)	(D)	(D)	(D)
722	Photographic studios, portrait	††	††	††	††	3	(D)	(D)	(D)	(D)
723, 4	Beauty and barber shops	††	††	††	††	33	2 310	1 136	292	148
723	Beauty shops	††	††	††	††	31	(D)	(D)	(D)	(D)
724	Barber shops	††	††	††	††	2	(D)	(D)	(D)	(D)
725	Shoe repair, shoe shine, and hat-cleaning shops	††	††	††	††	1	(D)	(D)	(D)	(D)
726	Funeral service and crematories	††	††	††	††	8	(D)	(D)	(D)	(D)
729	Miscellaneous personal services	††	††	††	††	13	(D)	(D)	(D)	(D)
73	Business services	††	††	††	††	61	13 885	5 579	1 222	650
731	Advertising	††	††	††	††	2	(D)	(D)	(D)	(D)
734	Services to dwellings and other buildings	††	††	††	††	19	2 873	1 384	290	212
737	Computer and data processing services	††	††	††	††	5	(D)	(D)	(D)	(D)
7392	Management, consulting, and public relations services	††	††	††	††	6	3 625	1 033	217	164
7394	Equipment rental and leasing services	††	††	††	††	6	785	353	80	17
Other 73	Other business services	††	††	††	††	23	(D)	(D)	(D)	(D)
75	Automotive repair, services, and garages	††	††	††	††	38	9 701	2 270	506	200
751	Automotive rental and leasing, without drivers	††	††	††	††	5	(D)	(D)	(D)	(D)
752	Automobile parking	††	††	††	††	1	(D)	(D)	(D)	(D)
753	Automotive repair shops	††	††	††	††	28	7 188	1 726	380	144
7538	General automotive repair shops	††	††	††	††	11	(D)	(D)	(D)	(D)
7531	Top and body repair shops	††	††	††	††	6	(D)	(D)	(D)	(D)
7534, 5, 9	Other automotive repair shops	††	††	††	††	11	3 417	962	197	79
754	Automotive services, except repair	††	††	††	††	4	(D)	(D)	(D)	(D)

Table 7. Summary Statistics for Firms Subject to Federal Income Tax for Places With 300 Establishments or More: 1982—Con.

[For meaning of abbreviations and symbols, see introductory text. For explanation of terms and comparability of 1977 and 1982 censuses, see appendix A. For information on geographic areas followed by Δ, see appendix F]

SIC code	Geographic area and kind of business or operation	All establishments				Establishments with payroll				
		Number	Receipts (\$1,000)	Unincorporated businesses or operations		Number	Receipts (\$1,000)	Annual payroll (\$1,000)	First quarter payroll (\$1,000)	Paid employees for pay period including March 12 (number)
				Individual proprietorships (number)	Partnerships (number)					
TERRE HAUTE—Con.										
76	Miscellaneous repair services	††	††	††	††	20	3 266	1 022	244	74
762	Electrical and electronic repair shops	††	††	††	††	10	1 074	356	82	28
7622	Radio and TV repair shops	††	††	††	††	7	(D)	(D)	(D)	(D)
7623, 9	Other electrical and electronic repair shops	††	††	††	††	3	(D)	(D)	(D)	(D)
764	Reupholstery and furniture repair	††	††	††	††	3	(D)	(D)	(D)	(D)
763, 9	Other repair shops and related services	††	††	††	††	7	(D)	(D)	(D)	(D)
78, 79	Amusement and recreation services, including motion pictures	††	††	††	††	19	2 768	777	186	134
781, 2	Motion picture production, distribution, and services	††	††	††	††	-	-	-	-	-
783	Motion picture theaters	††	††	††	††	5	(D)	(D)	(D)	(D)
792	Producers, orchestras, and entertainers	††	††	††	††	2	(D)	(D)	(D)	(D)
793	Bowling alleys and billiards and pool establishments	††	††	††	††	4	(D)	(D)	(D)	(D)
79 ex. 792, 3	Commercial sports and other amusement and recreation services	††	††	††	††	8	446	75	16	15
80, ex. 806	Health services, except hospitals	††	††	††	††	139	47 731	18 520	3 907	1 297
801	Offices of physicians	††	††	††	††	65	22 686	9 428	1 985	381
802	Offices of dentists	††	††	††	††	40	4 991	1 443	301	131
803	Offices of osteopathic physicians	††	††	††	††	-	(D)	(D)	(D)	(D)
8041	Offices of chiropractors	††	††	††	††	6	(D)	(D)	(D)	(D)
8042	Offices of optometrists	††	††	††	††	6	1 361	315	66	21
805	Nursing and personal care facilities	††	††	††	††	6	8 003	3 448	623	372
8049, 807, 8, 9	Other health services	††	††	††	††	16	(D)	(D)	(D)	(D)
81	Legal services	††	††	††	††	43	7 824	1 290	267	118
823, 4, 9	Selected educational services	††	††	††	††	1	(D)	(D)	(D)	(D)
891	Engineering, architectural, and surveying services	††	††	††	††	4	665	346	68	20
893	Accounting, auditing, and bookkeeping services	††	††	††	††	14	(D)	(D)	(D)	(D)
83, 892, 9	Social and other services	††	††	††	††	11	996	397	83	60
83	Social services	**	**	**	**	8	(D)	(D)	(D)	(D)
892, 9	Other services	**	**	**	**	3	(D)	(D)	(D)	(D)

Table 8. Summary Statistics for Firms Subject to Federal Income Tax for Counties and for Places With 2,500 Inhabitants or More: 1982


[For meaning of abbreviations and symbols, see introductory text. For explanation of terms and comparability of 1977 and 1982 censuses, see appendix A. For information on geographic areas followed by Δ, see appendix F.]

Geographic area	All establishments													Establishments with payroll											
	Unincorporated businesses or operations						Total						Selected kind-of-business or operation groups												
	Num-ber	Receipts (\$1,000)	Individual proprie-torships (no.)	Part-nerships (no.)	Num-ber	Receipts (\$1,000)	Annual payroll (\$1,000)	First quarter payroll (\$1,000)	Paid employees for pay period including March 12 (no.)	Hotels, motels, and other lodging places (SIC 70)	Automotive repair, services, and garages (SIC 75)	Amusement and recreation serv-ices, including motion pictures (SIC 78, 79)	Health services, except hospitals (SIC 80, ex. 806)	Legal services (SIC 81)											
Indiana	11	6 251 868	24 380	11	2 313 347	556 023	187 640	595	355 387	622 398	340 664	2 089 166	400 244												
Adams County	115	13 821	11	4 294	926	437	6 640	6	382	989	9	5 680	900												
Berne	17	2 004	1	531	108	66	66	1	1	1	1	1	2												
Decatur	75	9 637	3	691	321	321	321	2	3	3	3	4 693	2												
Balance of county	23	2 180	23	586	127	127	127	3	3	3	3	4 693	7												
Allen County	1 607	497 144	11	185 364	46 986	13 529	13 529	30	30	61 605	90	22 575	28 374												
Fort Wayne	1 323	384 319	11	150 893	39 037	11 230	11 230	24	24	16 864	66	397	28 012												
New Haven	44	6 056	1	1 728	396	147	147	2	2	2	2	2	2												
Balance of county	240	106 769	240	32 743	7 503	2 152	2 152	6	6	6	6	8 333	3												
Bartholomew County	316	67 104	11	26 197	6 344	2 142	2 142	4	4	3 803	15	3 252	27												
Columbus	286	58 637	11	23 582	5 758	1 759	1 759	3	3	3 157	14	22 942	27												
Edinburgh (part) Δ	1	(D)	1	(D)	(D)	(D)	(D)	1	1	1	1	1	1												
Balance of county	29	(D)	29	(D)	(D)	(D)	(D)	1	1	1	1	2 065	27												
Benton County	38	5 624	11	2 045	378	192	192	3	3	150	1	2 915	6												
Blackford County	48	10 090	11	2 538	600	283	283	9	9	3 827	7	803	8												
Dunkirk (part) Δ	33	6 171	11	1 417	322	173	173	5	5	5	5	1 937	8												
Hartford City	15	3 919	11	1 121	278	110	110	1	1	1	1	1 218	642												
Balance of county	175	31 526	11	11 435	2 657	1 019	1 019	2	2	4 113	10	11 568	15												
Boone County	89	16 456	11	5 543	1 249	580	580	1	1	1 266	6	411	13												
Lebanon	46	9 234	11	3 316	842	180	180	2	2	2	2	2	2												
Zionsville	41	5 836	11	2 576	566	259	259	1	1	1	1	1	1												
Balance of county	35	10 624	11	2 895	660	373	373	6	6	6 386	2	1 702	5												
Brown County	50	6 672	11	2 488	596	293	293	2	2	2	2	2	7												
Carroll County	23	3 793	11	1 203	296	144	144	1	1	1	1	1	4												
Delphi	27	2 939	11	1 285	300	149	149	1	1	1	1	1	3												
Balance of county	153	27 618	11	10 798	2 507	920	920	4	4	4 158	18	2 608	16												
Cass County	133	25 726	11	10 274	2 401	873	873	3	3	3 312	14	2 348	16												
Logansport	20	1 892	11	524	106	47	47	1	1	1	1	260	2												
Balance of county	359	76 440	11	29 700	6 759	2 568	2 568	19	19	8 649	26	6 116	28												
Clark County	21	2 570	11	1 203	254	72	72	2	2	2	2	2	1												
Charlestown	81	21 362	11	8 533	2 000	867	867	5	5	5 584	11	1 556	11												
Clarksville	189	42 049	11	16 081	3 591	1 257	1 257	8	8	8 668	6	1 188	24												
Jeffersonville	25	3 035	11	851	211	109	109	3	3	3	3	3	2												
Sellersburg	43	7 424	11	3 052	703	263	263	3	3	3	3	548	1												
Balance of county	90	12 125	11	3 995	934	434	434	3	3	3 300	5	497	11												
Clay County	66	7 992	11	2 356	544	244	244	3	3	3 419	3	3 106	11												
Brazil	24	4 133	11	1 639	390	190	190	2	2	2	2	2	5												
Balance of county	103	13 953	11	4 928	1 135	469	469	4	4	4 611	9	5 374	13												
Clinton County	83	12 224	11	4 446	1 049	419	419	2	2	2	2	2	13												
Frankfort	20	1 729	11	86	96	50	50	2	2	2	2	2	13												
Balance of county	24	2 218	11	532	91	79	79	2	2	2	2	406	1												
Crawford County	116	19 563	11	7 284	1 593	777	777	4	4	4 269	6	774	9												
Daviess County	91	16 301	11	6 573	1 446	689	689	2	2	2	2	10 088	9												
Washington	25	3 262	11	711	147	88	88	7	7	7 152	3	9 625	9												
Balance of county	101	15 909	11	5 715	1 455	598	598	7	7	7 458	8	8 594	12												
Dearborn County	23	2 430	11	653	27	14	14	1	1	1	1	1	3												
Aurora	3	155	11	238	27	14	14	1	1	1	1	1	3												
Greendale	56	10 755	11	3 947	1 014	382	382	3	3	3 185	4	6 152	9												
Lawrenceburg	19	2 486	11	960	252	124	124	3	3	3 125	3	591	1												
Balance of county	11	1 119	11	252	91	124	124	3	3	3 125	3	591	1												

Table 8. Summary Statistics for Firms Subject to Federal Income Tax for Counties and for Places With 2,500 Inhabitants or More: 1982—Con.

[For meaning of abbreviations and symbols, see introductory text. For explanation of terms and comparability of 1977 and 1982 censuses, see appendix A. For information on geographic areas followed by Δ, see appendix F.]

Geographic area	All establishments			Establishments with payroll								Selected kind-of-business or operation groups							
	Num-ber	Receipts (\$1,000)	Unincorporated businesses or operations	Total		Hotels, motels, and other lodging places (SIC 70)	Automotive repair, services, and garages (SIC 75)		Amusement and recreation services, including motion pictures (SIC 78, 79)		Health services, except hospitals (SIC 80, ex. 806)		Legal services (SIC 81)						
				Num-ber	Receipts (\$1,000)		Num-ber	Receipts (\$1,000)	Num-ber	Receipts (\$1,000)	Num-ber	Receipts (\$1,000)	Num-ber	Receipts (\$1,000)	Num-ber	Receipts (\$1,000)			
Indiana—Con.																			
Union County	††	††	††	323	1 428	56	3	509	2	(D)	4	402	4	205					
Vanderburgh County	††	††	††	136 880	365 799	10 429	114	35 077	55	16 118	325	111 814	75	17 057					
Evansville	††	††	††	125 193	324 641	9 273	107	34 001	51	15 540	312	108 496	75	17 057					
Balance of county	††	††	††	11 747	40 958	1 156	7	1 076	4	578	13	3 318	-	-					
Vermillion County	††	††	††	2 030	6 213	273	2	(D)	5	685	16	3 665	4	420					
Clinton	††	††	††	1 493	4 419	218	2	(D)	2	(D)	14	(D)	3	(D)					
Balance of county	††	††	††	537	1 794	55	2	(D)	3	(D)	2	(D)	1	(D)					
Vigo County	††	††	††	44 401	130 675	4 142	16	8 763	28	4 638	173	53 950	43	7 824					
erre Haute	††	††	††	38 785	113 016	3 615	11	8 263	19	2 788	139	47 731	43	7 824					
West Terre Haute	††	††	††	160	17 665	506	5	500	9	1 870	34	6 119	-	-					
Balance of county	††	††	††	5 456	1 184	506	12	(D)	9	(D)	-	-	-	-					
Wabash County	††	††	††	9 769	25 363	953	18	1 396	14	1 149	43	15 893	9	1 510					
North Manchester	††	††	††	1 190	3 234	273	4	358	1	(D)	9	1 598	3	341					
Wabash	††	††	††	6 951	18 523	673	10	813	6	613	30	12 641	6	1 169					
Balance of county	††	††	††	1 628	3 606	186	4	225	7	(D)	4	1 654	-	-					
Warren County	††	††	††	823	2 387	109	4	269	1	(D)	3	(D)	4	401					
Warrick County	††	††	††	8 523	22 633	830	22	2 748	4	(D)	49	11 767	10	1 000					
Boonville	††	††	††	2 677	7 150	296	7	899	1	(D)	16	3 564	9	(D)					
Chandler	††	††	††	221	1 039	49	4	(D)	-	-	14	3 201	-	(D)					
Newburgh	††	††	††	1 584	5 074	165	2	(D)	3	232	19	5 002	-	(D)					
Balance of county	††	††	††	4 041	9 370	349	9	902	3	(D)	4	(D)	-	(D)					
Washington County	††	††	††	2 342	8 269	284	5	(D)	4	721	17	4 320	4	599					
Salent	††	††	††	2 071	6 664	217	3	(D)	2	(D)	14	3 914	4	599					
Balance of county	††	††	††	271	1 605	37	2	(D)	2	(D)	3	406	-	-					
Wayne County	††	††	††	22 922	67 104	2 117	10	3 768	20	3 727	108	25 662	23	3 496					
Richmond	††	††	††	17 617	53 399	1 800	9	(D)	16	2 762	16	16 262	17	2 960					
Balance of county	††	††	††	5 305	13 705	317	7	(D)	4	965	30	9 400	6	516					
Wells County	††	††	††	9 493	22 331	611	3	(D)	3	351	19	15 521	6	1 566					
Bluffton	††	††	††	8 271	19 333	521	3	(D)	2	(D)	15	13 932	6	1 566					
Balance of county	††	††	††	1 222	2 998	90	4	154	1	(D)	4	1 589	-	-					
White County	††	††	††	4 993	16 351	440	11	1 043	13	5 579	23	3 553	12	957					
Monticello	††	††	††	2 803	8 521	320	6	549	3	208	18	3 127	11	(D)					
Balance of county	††	††	††	2 190	7 830	120	4	342	10	5 371	5	426	1	(D)					
Whitley County	††	††	††	1 056	13 053	488	14	1 728	5	389	22	6 248	6	1 041					
Columbia City	††	††	††	2 957	7 931	304	5	251	3	(D)	14	4 178	4	(D)					
Balance of county	††	††	††	1 639	5 122	184	9	1 477	2	(D)	8	2 070	2	(D)					



APPENDIX A.

General Explanation

CENSUS COVERAGE AND METHODOLOGY

Structure and method of enumeration—Firms in the 1982 Census of Service Industries were divided into the nonmail universe and mail universe. The coverage and the method of obtaining census information from each follow:

1. The nonmail universe consists of selected small employers, i.e., single-establishment firms with payroll below a specified cutoff. (The term "employers" refers to firms with one or more paid employees at any time during 1982 as shown in the active administrative records of other Federal agencies, whether or not they were subject to payment of Federal Insurance Contributions Act (FICA) taxes.) Although the cutoff varied by kind of business, small employers generally were firms with one to four employees; they represented about 10 percent of total receipts of establishments covered in the census.

Data on receipts, payroll, and employment for employer firms below the cutoff were derived or estimated from administrative records of other Federal agencies, except for a 10-percent sample of small employer firms in classifications for which specialized data requirements precluded reliance solely on administrative records sources.

2. The mail universe consists of firms for which information was obtained basically by means of a mail canvass and includes:
 - a. Large employers, i.e., all employer firms above the size cutoff referred to in section 1. above. Within this category, a report of company organization is conducted periodically to identify firms which operated establishments at more than one location and to obtain information on payroll and mid-March employment at each location. The 1981 Report of Company Organization was used as a coverage check in the census. In the census mailing package containing the appropriate 1982 questionnaires, multiestablishment firms also were sent a form to use in updating the list of establishments with those opened since 1981.
 - b. The 10-percent sample of small employer firms in classifications for which specialized data requirements precluded reliance solely on administrative records sources (see section 1 above). These were sent the census mailing packages containing the appropriate 1982 questionnaire.

Method of classifying kinds of business—The service industries classifications for all establishments were based on the Standard Industrial Classification (SIC) Manual.¹ However, the method of assigning these classifications, and the level of detail at which establishments were classified, differed between the non-mail and mail universes as follows:

1. The nonmail universe was classified on the basis of the most current census kind-of-business classification available from one of the Bureau's current sample surveys or the 1977 census. Otherwise, the classification was obtained from the administrative records of other Federal agencies.

If the census or administrative record classification proved inadequate (none corresponded to a 1982 census classification in the detail required for employers), the firm was sent a brief inquiry requesting information necessary to assign a 1982 census kind-of-business code.

2. Establishments in the mail universe were classified on the basis of their self-designation, answers to questions on receipts by type of service provided, and other special inquiries.

COMPARABILITY OF THE 1977 AND 1982 CENSUSES

The 1977 and 1982 censuses were conducted under similar conditions and procedures except for the following:

Geographic areas—The boundaries of a number of areas for which data are shown in the 1982 census are not the same as in the 1977 census because of annexations, other boundary changes, redefinitions of SMSA's, and changes in qualifying criteria since 1977.

In 1977, separate data were published for certain census-defined, unincorporated places with 25,000 inhabitants or more. For 1982, data for census-defined, unincorporated places are no longer shown separately, but are included as part of the "remainder of county" statistics. In addition, improved methods, used in the 1982 census for determining the proper geographic areas into which businesses are tabulated within a given county, resulted in a number of businesses that were not tabulated as part of the "remainder of county" statistics in previous censuses being included within the "remainder of county" for 1982.

¹Standard Industrial Classification Manual: 1972. For sale by Superintendent of Documents, U.S. Government Printing Office, Washington, D.C. 20402. Stock No. 041-001-00066-6. 1977 Supplement, Stock No. 003-005-00176-0.

In 1977, special economic urban areas (see Geographic Areas Covered in introductory text) in New England qualified for separate publication if they had an urban population of at least 2,500 and a total population of at least 10,000. For 1982, the urban population requirement has been eliminated, and the area must have a population of 10,000 to qualify for separate publication.

Nonemployer firms—In 1977 and prior censuses, the combined data for all establishments (nonemployer firms plus establishments of employer firms) were presented for selected kind-of-business classifications, including all 2-digit major industry groups. For these censuses, data for nonemployer firms were obtained from administrative records of the Internal Revenue Service (IRS) based on business tax returns. For 1982, data for nonemployers and the combined data for all establishments are not available. These data could not be published as planned because many businesses were miscoded by the IRS into various miscellaneous categories rather than in the specific kinds of business. As a result, when the IRS supplied the Bureau of the Census with the kind-of-business codes derived from information reported for 1982 by businesses on IRS form 1040, Schedule C, the Bureau found that there were proportionately far more businesses classified in miscellaneous categories for 1982 than for 1977. The Bureau of the Census and the IRS are taking steps to ensure that data can be published for all establishments by kind of business in the 1987 and subsequent censuses.

Scope—In the 1977 Census of Service Industries, data were presented in the Geographic Area Series of reports in two separate segments. One segment was comprised of establishments of firms subject to Federal income tax and classified in industries covered in censuses prior to 1977.² The second segment was comprised of two sections. One section included establishments of firms which were subject to Federal income tax but classified in industries which were not covered in the censuses prior to 1977.³ Also included in this section was arrangement of passenger transportation (SIC 4722). The other section included all firms that were exempt from Federal income tax under provisions of section 501 or 521 of the Internal Revenue Code.⁴ Establishments of firms subject to Federal income tax were tabulated separately from those exempt from Federal income tax. The 1982 Census of Service Industries eliminates this segmentation. However, the taxable/tax-exempt distinction is maintained.

Some industries covered in the 1977 census were not covered for 1982: SIC's 806, 821, 822, 863, and 865. SIC 4722, which was included in the 1977 Census of Service Industries, is now published as part of the 1982 report, Selected Statistics for Transportation Industries, part of the 1982 Census of Transportation.

²SIC's 701; 703; 72; 73; 75; 76; 78; 79; 8072; 81; 891.

³SIC's 702; 704; 80 ex. 8072; 82; 83; 89 ex. 891.

⁴SIC's 4722; 84; 86 ex. 866; and other SIC's also mentioned in footnotes 2 and 3.

Federal income tax status/kind-of-business combinations—In the 1977 Census of Service Industries, firms were classified based on Federal income tax filing requirements. This classification was based primarily upon the response to an inquiry on the census questionnaire. Establishments which indicated that all or part of their income was exempt from Federal income tax under provision of section 501 or 521 of the IRS code were classified as tax-exempt; establishments indicating no such exemption were classified as taxable. For establishments in the nonmail universe, the tax status classification was based upon the type of tax return filed by the firm or organization.

For the most part, in 1977, establishments were grouped for publication according to their tax status. However, a few kinds of business⁵ were assumed to be exempt from Federal income tax, and were tabulated with the tax-exempt category. Establishments of firms that were exempt from Federal income tax, but which were in a kind of business not generally expected to be exempt, were tabulated in a miscellaneous kind-of-business category.

For the 1982 census, the same kinds of business⁵ are definitionally considered exempt from Federal income tax, certain kinds of business⁶ are tabulated according to their tax status, and the remaining kinds of business are definitionally considered subject to Federal income tax. The miscellaneous kind-of-business category of firms exempt from Federal income tax has been eliminated.

Volume measure—For 1982, as in previous censuses, the basic dollar volume measure for firms subject to Federal income tax is receipts; however, for 1982 the basic dollar volume measure for the tax-exempt category is revenue. For 1977, expenses was used as the basic measure. For 1982, expenses data are shown in table 2 for comparison to 1977. (See definitions of receipts, revenue, and expenses in the Explanation of Terms section below.)

EXPLANATION OF TERMS

Establishments—An establishment is a single physical location at which business is conducted. It is not necessarily identical with a company or enterprise, which may consist of one establishment or more. Statistics for service industries represent a summary of reports for individual establishments rather than companies. For cases where a census report was received, separate information was obtained for each location where business was conducted. When administrative records of other Federal agencies were used instead of a census report, no information was available on the number of locations operated. Estimates of this number were derived from a sample and will be provided in the service industries report, Miscellaneous Subjects (SC82-I-4). Each census report was tabulated according to the physical location at which

⁵SIC's 84; 86 ex. 866; 8111 pt..

⁶7011 pt., 7032, 7041, 7391, 7392, 7397, 7922, 7929, 7997, 7999 pt., 8051, 8059, 8081, 8091, 82, 83, and 8922.

the business was conducted. The count of establishments in this publication represents the number in business at the end of the year.

A comparison of the number of establishments in business at the end of the year versus the number active any time during the year for the United States as a whole is presented by kind-of-business group in appendix G of the United States Summary report included as part of this series.

When two activities or more were carried on at a single location under a single ownership, all activities generally were grouped together as a single establishment. The entire establishment was classified on the basis of its major activity and all data for it were included in that classification. However, when distinct and separate economic activities (for which different industry classification codes were appropriate) were conducted under the same ownership at a single location, and when conditions prescribed by the SIC manual for recognizing the existence of more than one establishment were met, separate establishment reports for each of the different activities were obtained in the census.

Leased service departments (separately owned businesses operated as departments or concessions of another service establishment or of a retail business under another ownership, such as a separately owned shoe shine parlor in a barber shop or a beauty salon in a department store) are treated as separate service establishments for census purposes. Leased retail departments located in service establishments (e.g., a gift shop located in a hotel) are considered separate retail establishments.

Firms—A firm is a business organization or entity consisting of one domestic establishment (location) or more under common ownership or control. For economic census purposes, the terms "firm" and "company" are synonymous.

Receipts (Basic dollar volume measure for service establishments of firms subject to Federal income tax)—Includes receipts from customers or clients for services rendered, from the use of facilities, and from merchandise sold during 1982 whether or not payment was received in 1982, except for health practitioners, legal services, and architectural, engineering and surveying services, which reported on a cash basis (payments received in 1982 regardless of when services were rendered). Gasoline, liquor, tobacco, and other excise taxes, which are paid by the manufacturer or wholesaler and included in the cost of goods purchased, are also included.

Receipts are net after deductions for refunds and allowances for merchandise returned by customers. Receipts do not include sales, occupancy, admissions, or other taxes collected from customers and remitted directly by the firm to a local, State, or Federal tax agency; nor do they include nonoperating income from such sources as interest, investments, or sale or rental of real estate.

Receipts in this report do not include service receipts of manufacturers, wholesalers, retail establishments, or other businesses whose primary activity is other than service. They do, however, include receipts other than

from services rendered (e.g., sale of merchandise to individuals or other businesses) by establishments primarily engaged in performing services and classified in the service industries.

Although the count of establishments in this report represents the number in business at the end of the year, the receipts figures include receipts of all establishments in business at any time during the year.

Revenue (Basic dollar volume measure for firms exempt from Federal income tax)—Includes revenue from customers or clients for services rendered and merchandise sold during 1982 whether or not payment was received in 1982. Also included are income from interest, dividends, gross contributions, gifts, and grants (whether or not restricted for use in operations), rents, royalties, dues and assessments from members and affiliates, and net receipts from fundraising activities. Receipts from taxable business activities, as well as tax-exempt activities, are included.

Revenue does not include sales, admissions, and other taxes collected by the organization from customers or clients and paid directly to a local, State, or Federal tax agency; income from the sale of real estate, investments, or other assets; receipts of separately operated departments, concessions, etc., which are leased to others; and amounts transferred to operating funds from capital or reserve funds.

Expenses—Expenses include payroll, employee benefits, interest and rent, taxes, cost of supplies used for operation, depreciation expense, fees paid for fundraising, and other expenses charged to operations during 1982.

Expenses in this report exclude outlays for purchase of real estate; construction and all other capital improvements; funds invested; assessments or dues paid to the parent or other chapters of the same organization; and, for fundraising organizations, funds transferred to charities and other organizations.

Annual payroll—Payroll includes all forms of compensation such as salaries, wages, commissions, bonuses, vacation allowances, sick-leave pay, and the value of payments in kind (e.g., free meals and lodgings), paid during the year to all employees. Tips and gratuities received by employees from patrons and reported to employers are included. For corporations, it includes amounts paid to officers and executives; for unincorporated businesses, it does not include profit or other compensation of proprietors or partners. Payroll is reported before deductions for social security, income tax, insurance, union dues, etc. This definition of payroll is the same as that used by the Internal Revenue Service on form 941.

First quarter payroll—This item consists of payroll, as defined above, paid to persons employed at any time during the quarter January to March 1982.

Paid employees for pay period including March 12—Paid employees consist of the full-time and part-time employees, including salaried officers and executives of

corporations, who were on the payroll in the pay period including March 12. Included are employees on paid sick leave, paid holidays, and paid vacations; not included are proprietors and partners of unincorporated businesses. The definition of paid employees is the same as that used on IRS form 941.

Legal form of organization—The legal form of organization for firms in the mail universe was based on the response to the organization status inquiry on the various census forms. The legal form of organization of nonmail firms was generally based on administrative records of other Federal agencies.

Limited data are published in this series of reports for individual proprietorships and partnerships. A later service industries report, Establishment and Firm Size (Including Legal Form of Organization), SC82-I-1, will present data by the following legal forms of organization for firms subject to Federal income taxes:

1. Corporations.
2. Individual proprietorships.
3. Partnerships.
4. Other.

Auxiliary establishments—Each company included in this census was asked to identify and report separately auxiliary locations whose primary functions were to manage, administer, service, or support the activities of the other establishments of the company. Data for auxiliaries which primarily support service establishments are presented for selected industrial classifications in tables included in the United States Summary report of this series. Data for auxiliaries are presented for more detailed industry breakdowns in a subsequent report issued as part of the 1982 Enterprise Statistics reports.

KIND-OF-BUSINESS CLASSIFICATIONS

Services, as defined in the 1972 SIC manual, include establishments primarily engaged in rendering a wide variety of services to individuals and business establishments.

Establishments covered by the census were assigned kind-of-business classifications according to the industry classifications defined in the 1972 SIC manual. When a more detailed classification than defined in the SIC manual was needed, additional kinds of business were identified within an SIC industry.

Some of the kind-of-business titles and/or codes used on several of the report forms are different from those in the 1972 SIC manual. The code variations do not affect the data tabulated in these publications, since all necessary adjustments are made during the data processing stage.

The basis for a kind-of-business classification is described above in Method of Classifying Kinds of Business. Descriptions for those kinds of business for which data are provided in this report follow.

Hotels, Rooming Houses, Camps, and Other Lodging Places (SIC Major Group 70)

This group includes establishments engaged in providing lodging, or lodging and meals, and camping facilities. Hotels which provide accommodations for permanent residents, tourist homes, and residential mobile home parks are classified in Major Group 65, Real Estate.

Hotels, motor hotels, and motels (SIC 7011)—The SIC manual combines hotels and motels into a single classification, Hotels, motels, and tourist courts.

For large geographic areas, however, data are presented for the following subdivisions of this classification:

1. Hotels, 25 guestrooms or more.
2. Hotels, less than 25 guestrooms.
3. Motels, tourist courts.
4. Motor hotels.

The classification of individual establishments into hotels, motor hotels, and motels and tourist courts was based primarily on the respondent's self-designation.

Rooming and boarding houses (SIC 702)—Establishments renting rooms, with or without board, on a fee basis to permanent or transient guests. Homes for the aged, for children, and for the handicapped that provide additional services, other than nursing care, are classified in Residential care (SIC 836) and homes that provide nursing care in Nursing and personal care facilities (SIC 805). Houses run by membership organizations are classified in Organization hotels and lodging houses, on membership basis (SIC 704).

Sporting and recreational camps (SIC 7032)—Sporting and recreational camps providing lodging and meals or lodging only. These include children's camps, fishing camps, hunting camps, and dude ranches.

Trailer parks and camp sites for transients (SIC 7033)—Establishments providing overnight or short-term sites for trailers, campers, or tents. Residential mobile home parks are classified in Major Group 65, Real Estate.

Organization hotels and lodging houses, on membership basis (SIC 704)—Lodging houses and hotels operated by membership organizations for the benefit of their members and guests, and not open to the general public. Commercial hotels operated by such organizations are classified in Hotels, motor hotels, and motels (group 701). Resident homes for the aged and others in need of residential, social, and personal care are classified in Residential care (SIC 836).

Personal Services (SIC Major Group 72)

This group includes establishments primarily engaged in providing services generally involving the care of one's

personal appearance or apparel, such as barber and beauty shops, dry-cleaning plants, laundries, and photographic studios.

For establishments classified in SIC 721, data for collecting and distributing units (branch outlets, pickup stations, terminals, or depots) owned and operated by a firm which does its own work are merged with those for the firm which owned them, and are not considered as separate establishments.

Power laundries, family and commercial (SIC 7211)—Establishments primarily engaged in operating mechanical laundries with steam or other power. Independently owned agencies for laundry plants are classified in SIC 7212. Laundries using small power equipment of household type are classified in SIC 7219. Excluded are establishments which have power laundry equipment, but which are primarily engaged in a specialty, such as industrial laundering, linen rental, or diaper service. These are classified in other categories within SIC 721.

Garment pressing, and agents for laundries and dry cleaners (SIC 7212)—Establishments primarily engaged in providing laundry and dry-cleaning services, but which have laundry and/or dry-cleaning work done by others. Independently owned collecting and distributing agencies serving dry-cleaning plants or power laundries are included in this classification.

Linen supply (SIC 7213)—Establishments primarily engaged in supplying, on a rental basis, such laundered linens as uniforms, aprons, table covers, bed linens, and towels. Establishments included in this classification may or may not operate their own power laundry facilities.

Diaper service (SIC 7214)—Establishments primarily engaged in supplying diapers (including disposable) and other baby linens to homes, usually on a rental basis. Such establishments may or may not operate their own power laundry facilities.

Coin-operated laundries and dry cleaning (SIC 7215)—Establishments primarily engaged in the operation of coin-operated laundry and/or dry-cleaning equipment. Included are establishments known as laundromats, launderettes, self-service dry cleaners, etc. Establishments which operate coin-operated laundering machines in apartment houses and similar locations are included. Establishments which rent coin-operated laundering machines (e.g., to apartment houses) are classified in SIC 7394.

For large geographic areas, data are presented for the following subdivisions of this classification:

1. Coin-operated laundries and dry-cleaning stores.
2. Coin-operated laundry machine routes.

Dry-cleaning plants, except rug cleaning (SIC 7216)—Plants primarily engaged in dry cleaning or dyeing apparel and household fabrics other than rugs for the general public. Establishments primarily engaged in cleaning and repairing rugs are classified in SIC 7217. Independently

owned agencies for cleaning plants are classified as SIC 7212. Establishments known as "tailor shops" or "cleaners" are included in this classification only if they do their own cleaning.

Carpet and upholstery cleaning (SIC 7217)—Plants primarily engaged in cleaning carpets and upholstered furniture. Establishments primarily engaged in rug repairing are classified in SIC 7699.

Industrial launderers (SIC 7218)—Establishments primarily engaged in supplying laundered or dry-cleaned work uniforms, wiping towels, safety equipment (gloves, flame resistant clothing, etc.), dust control items (treated mats or rugs, mops, tool dust covers, cloths, etc.), and similar items to industrial or commercial users. These items may belong to the industrial launderers and be supplied to users on a rental basis, or they may be the customer's own goods. Establishments included in this industry may or may not operate their own laundry or dry-cleaning facilities.

Laundry and garment services, n.e.c. (SIC 7219)—Establishments primarily engaged in furnishing other laundry services, including repairing, altering, and storing clothes for individuals, and in the operation of Chinese, French, and other hand laundries. Custom tailors and fur shops making fur apparel to custom order are classified in retail trade.

Photographic studios, portrait (SIC 722)—Establishments primarily engaged in photography for the general public. Included in this classification are portrait photographers and school, home, and transient photographers. Establishments primarily engaged in commercial photography are classified in SIC 7333. Establishments primarily engaged in film developing and/or print processing for the trade or for the general public are included in SIC 7395; those engaged in motion picture film processing are classified in SIC 7819.

Beauty shops (SIC 723)—Establishments primarily engaged in providing beauty services or both beauty and barber services. Schools for the instruction of beauticians are also included provided a clinic is operated in which a charge is made for services performed by students. Beauty shop concessions (owned and operated by concessionaires) in hotels, department stores, etc., are included. However, beauty shops owned by another business and operated as part of that other business (e.g., hotels, department stores) are not included.

Barber shops (SIC 724)—Establishments primarily engaged in providing barber services. Barber colleges are also included provided a charge is made for services performed by students. Barber shop concessions (owned and operated by concessionaires) in hotels and other places are included. However, barber shops owned by another business and operated as part of that other business (e.g., hotels) are not included.

Shoe repair, shoe shine, and hat-cleaning shops (SIC 725)—Establishments primarily engaged in repairing footwear, shining shoes, or cleaning and blocking hats. Shoe repair, shoe shine, or hat-cleaning departments operated as part of other service or retail establishments, such as valet shops, laundries; shoe stores, and department stores, are not included as separate service establishments unless independently owned and operated.

Funeral service and crematories (SIC 726)—Establishments primarily engaged in preparing the dead for burial, conducting funerals, and cremating the dead. Receipts include funeral merchandise sold and services provided directly by the establishments, such as caskets, burial clothing, and ambulance service. Also included in the receipts are reimbursements for expenditures made to other establishments for funeral-related merchandise sales and services, such as flower sales and livery service. Cemeteries, and crematories operated in conjunction with cemeteries, are classified in SIC 6553; crematories and burial services for pets, in SIC 0752.

Miscellaneous personal services (SIC 729)—Establishments primarily engaged in providing personal services, not elsewhere classified, such as Turkish baths; reducing salons; costume and formal wear rental; operation of coin-operated personal service machines, such as weighing machines, public lockers (except cold storage), pay toilets, etc.; social escort service; checkroom concessions; dressmaking service (material owned by customer); and income tax return preparation service. Establishments operating coin-operated amusement machines, such as pinball machines and juke boxes, are classified in SIC 7993. Coin-operated machine rental is classified in SIC 7394. Establishments which operate coin-operated laundering machines in apartment houses and similar locations are classified in SIC 7215.

For large geographic areas, data are presented for the following subdivisions of this classification:

1. Reducing salons and health clubs, except resorts.
2. Tax preparation services.
3. Other personal services, n.e.c.

Business Services (SIC Major Group 73)

This group includes establishments primarily engaged in providing services, not elsewhere classified, to business enterprises on a fee or contract basis.

Advertising agencies (SIC 7311)—Establishments primarily engaged in preparing advertising (writing copy, art work, graphics, and other creative work); providing advertising consultation; and placing advertising in periodicals, newspapers, radio, television, or other advertising media, for clients on a commission or fee basis. Establishments which place advertising with media only (media buying services) are classified in SIC 7319. Establishments which provide commercial art for advertising, but do not place the advertising with media, are

classified in SIC 7333. Establishments which write copy, but do not place advertising with media, are classified in SIC 8999. Establishments which solicit advertising for nonaffiliated radio, television, newspapers, or magazines are classified in SIC 7313.

Outdoor advertising services (SIC 7312)—Establishments primarily engaged in the preparation and presentation of poster displays and painted and electric displays (principally outdoors) on panels, bulletin boards, and frames. Such establishments may (as incidental services) construct, repair, and maintain display boards and post advertisements. Sign painting shops are classified in SIC 7399. Shops which make neon signs to order are classified in manufacturing. Establishments primarily engaged in erecting signs are classified in construction.

Radio, TV, and publishers' advertising representatives (SIC 7313)—Establishments primarily engaged in soliciting advertising on a fee basis for (nonaffiliated) newspapers, magazines, and other publications or for radio and television stations. Advertising sales offices operated by these media are classified as auxiliaries and are not included in this census.

Advertising, n.e.c. (SIC 7319)—Establishments primarily engaged in furnishing advertising services, not elsewhere classified, such as handbill distribution, distribution of samples, and transit advertising. Establishments which are primarily engaged in providing commercial art or graphics for the advertising industry are classified in SIC 7333. Establishments primarily engaged in mail advertising services, compiling and selling mailing lists, and related services are classified in SIC 7331.

Consumer credit reporting agencies, mercantile reporting agencies, and adjustment and collection agencies (SIC 732)—Establishments primarily engaged in mercantile and consumer credit reporting or the collection or adjustment of claims. Centralized charge services are classified in SIC major group 61. Insurance adjustment agencies and loan companies are also excluded from this census.

For large geographic areas, data are presented for the following subdivisions of this classification:

1. Adjustment and collection agencies.
2. Mercantile reporting agencies.
3. Consumer credit reporting agencies.

Direct mail advertising services (SIC 7331)—Establishments primarily engaged in furnishing services for direct mail advertising, such as creating, producing, and mailing of direct mail advertising. This industry also includes establishments primarily engaged in compiling and selling mailing lists. Establishments primarily engaged in reproducing direct mail copy to order, but which perform none of the other direct mail advertising services, are classified in SIC 7339. Establishments engaged only in printing the copy are classified in manufacturing.

Blueprinting and photocopying services (SIC 7332)—Establishments primarily engaged in reproducing drawings, plans, maps, or other copy, by blueprinting or photocopying. Printing, including "quick printing," is classified in manufacturing.

Commercial photography, art, and graphics (SIC 7333)—Establishments engaged in performing graphics, commercial art, or commercial photography services for advertising agencies, publishers, and other business and industrial users. Producers of still and slide films are included here. Establishments engaged in medical photography and art are classified in SIC 8091. Art, except commercial and medical, is classified in SIC 8999. Establishments primarily engaged in portrait photography are classified in SIC 7221.

For large geographic areas, data are presented for the following subdivisions of this classification:

1. Commercial photography.
2. Commercial art.
3. Graphic arts and related design and commercial photography, n.e.c.

Stenographic services; and reproduction services, n.e.c. (SIC 7339)—Establishments primarily engaged in furnishing stenographic services and establishments primarily engaged in mimeographing, rotoprinting, multilithing, and reproduction services. Not included in this industry are establishments primarily engaged in printing (included in manufacturing), blueprinting and photocopying (SIC 7332), and duplicating in connection with direct mail advertising (SIC 7331).

Window cleaning (SIC 7341)—Establishments primarily engaged in cleaning windows in structures.

Disinfecting and exterminating services (SIC 7342)—Establishments primarily engaged in providing disinfecting and deodorizing services and in exterminating insects, rodents, and other pests.

Cleaning and maintenance services, n.e.c. (SIC 7349)—Establishments primarily engaged in furnishing, to structures, cleaning and maintenance services, not elsewhere classified, such as janitorial services, floor waxing, and office cleaning. General building maintenance service is included, but general repair contractors primarily engaged in building repair and maintenance work, or in the cleaning of building exteriors by sand or steam blasting, or in cleaning up after construction, are classified in construction.

News syndicates (SIC 735)—Establishments primarily engaged in furnishing news, pictures, features, etc., and in supplying news reporting services to newspapers, periodicals, and radio and television broadcasters. Non-profit syndicates operated on a membership basis and commercial (nonmembership) news syndicates are both included in this classification. Separate establishments of newspaper and periodical publishers which are engaged in gathering news are classified as auxiliaries.

Employment agencies (SIC 7361)—Establishments primarily engaged in providing placement and employment services to employers or those seeking employment. Modeling agencies and nurses' registries are included. Theatrical, radio, and television employment agencies are classified in SIC 7922; motion picture casting bureaus, in SIC 7819; and establishments engaged in furnishing help to other businesses, in SIC 7362.

Help supply services (SIC 7362)—Establishments primarily engaged in supplying help (except agricultural) to other businesses on a contract basis. The help supplied is on the payroll of the supplying establishment. Included are establishments known as "labor pools" and "contract labor offices." Establishments primarily engaged in providing placement and employment services are classified in SIC 7361.

For large geographic areas, data are presented for the following subdivisions of this classification:

1. Office help supply services.
2. Help supply, except office workers.

Facilities management services (SIC 7369)—Establishments, not elsewhere classified, primarily engaged in providing personnel to operate specified facilities or to provide services on a fee or contract basis within another business (or government) establishment or installation. Establishments primarily providing one specialized service are classified in the specialized industry, e.g., janitorial service is included in SIC 7349. Management service only is classified in SIC 7392. Computer facilities management is classified in SIC 7374. Establishments which provide both management and staff to operate a business are classified according to the type of activity of the business operated.

Computer programming and other software services (SIC 7372)—Establishments primarily engaged in providing services in computer programming, systems design and analysis, and other computer software. Establishments primarily engaged in the reproduction and sale of prepackaged computer programs and other software may be included here. When not computer related, these services are classified in SIC 7392.

Data processing services (SIC 7374)—Establishments primarily engaged in providing data processing services to others. Service may consist of complete processing and preparation of reports from data supplied by the customer or it may be specialized, such as keying or making data processing equipment available to others on an hourly or time-sharing basis. Also included are establishments primarily engaged in the management and operation of the computer and data processing facilities of others on a continuing basis.

For large geographic areas, data are presented for the following subdivisions of this classification:

1. Data processing services, except facilities management.
2. Computer facilities management.

Computer related services, n.e.c. (SIC 7379)— Establishments primarily engaged in providing computer-related services, not elsewhere classified. Renting and leasing of computers and related data processing equipment is included here, except for finance leasing, which is classified in SIC major group 61. Direct leasing by computer manufacturers is classified in manufacturing or wholesale trade. Also included here are establishments engaged in repair and maintenance of computers, and computer consulting services.

Research and development laboratories (SIC 7391)— Establishments primarily engaged in laboratory or other physical research and development activities on a fee or contract basis. Research and development laboratories which perform supporting services for other establishments of the same company are classified as auxiliary to the establishments serviced and are not included here. Also excluded from this classification are establishments engaged in speculative research and development with the intent to manufacture the products of the research or to license others for the use of the patents or processes developed. Nonprofit research agencies funded primarily by investments, grants, or contributions are classified in SIC 8922.

Management, consulting, and public relations services (SIC 7392)— Establishments primarily engaged in furnishing a wide variety of general or specialized management, consulting, or public relations services, such as business analysis, business research, efficiency planning, industrial management, market research, personnel management, and traffic consulting, on a contract or fee basis. Establishments primarily engaged in computer related systems analysis, systems engineering, operations research, and other software services, including computer programming services, are classified in SIC 7372. Management and operation of a business, where operating staff as well as management are provided, is classified in the industry of the establishment managed, e.g., hotel management and operation.

For large geographic areas, data are presented for the following subdivisions of this classification:

1. Management and administrative services.
2. Public relations services.
3. Management consulting services.
4. Economic and sociological research.
5. Consulting services, n.e.c.

Detective agencies and protective services (SIC 7393)— Establishments primarily engaged in providing personnel for detective, investigative, patrolling, night watching, or personal protection services for businesses and/or individuals. Establishments primarily engaged in installation, maintenance, and monitoring of mechanical protective devices, such as burglar and fire alarm systems, are classified here, but establishments engaged only in the installation of such devices are included in construction,

and establishments engaged only in the sale and installation of such devices are classified in wholesale or retail trade. Armored car services are also included in this industry.

For large geographic areas, data are presented for the following subdivisions of this classification:

1. Detective agencies and guard services.
2. Armored car services.
3. Burglar and fire alarm systems.

Equipment rental and leasing services (SIC 7394)— Establishments primarily engaged in renting or leasing (except finance leasing) of machinery, tools, and other equipment, including heavy construction and earth moving equipment. Establishments primarily engaged in finance leasing are classified in SIC major group 61. Establishments renting and leasing automobiles and trucks without drivers are classified in SIC 751; those renting automobiles with drivers, in SIC major group 41. Establishments renting trucks with drivers are classified in transportation; personal items such as lockers (other than refrigerated), clothes, and pillows, in SIC 7299; amusement and recreation items such as bicycles, canoes, and beach chairs and accessories, in SIC 7999; and commercial boats, in SIC major group 44. Direct leasing of machinery or equipment by the manufacturer is classified in manufacturing or wholesale trade. Establishments primarily leasing computer time, including time-sharing services, are classified in SIC 7374; those leasing or renting computers or data processing equipment, in SIC 7379.

For large geographic areas, data are presented for the following subdivisions of this classification:

1. Equipment rental.
2. Equipment leasing, except finance leasing.
3. Leasing or rental of heavy construction equipment without operators.
4. Rental of heavy construction equipment with operators.

Photofinishing laboratories (SIC 7395)— Establishments primarily engaged in the developing of films and in photoprinting and enlarging for the trade and/or for the general public. Data for retail outlets (kiosks) for the pickup and delivery of film, which are owned and operated by photofinishing laboratories, are merged with data for the laboratory which owns them, and are not treated as separate establishments. Establishments primarily engaged in processing motion picture films for the motion picture and television industries are classified in SIC 7819.

Trading stamp services (sales offices) (SIC 7396)— Establishments primarily engaged in selling trading stamps or merchandise coupons to merchants. The redemption stores of trading stamp companies are not included here, but are classified as auxiliary to this industry.

Testing laboratories and facilities (SIC 7397)—Establishments primarily engaged in product testing on a fee or contract basis. Testing laboratories which perform supporting services for other establishments of the same company are classified as auxiliary to the establishments serviced and are not included here. Noncommercial testing laboratories are also included in this category. Testing services for education or personnel (not providing instruction or training) are classified in SIC 7392.

Business services, not elsewhere classified (SIC 7399)—Establishments primarily engaged in furnishing business services, not elsewhere classified, such as auctioneers' establishments (service only), business brokers, drafting service, independent lecture bureaus, inspection service, printing brokers, notary publics, and decorating or trimming shop windows.

For large geographic areas, data are presented for the following subdivisions of this classification:

1. Sign painting shops—Establishments primarily engaged in making signs to individual order or in doing office door and window lettering. Establishments primarily engaged in making signs other than on a custom basis and neon sign manufacturers are classified in manufacturing.
2. Interior designing—Establishments primarily engaged in advising clients on the selection of furniture, draperies, rugs, and other interior decorations on a fee or commission basis. Establishments providing an interior designing service, but primarily engaged in the sale of merchandise, are not included. Painting and papering contractors who frequently call themselves "interior decorators" are classified in construction.
3. Telephone answering services—Establishments primarily engaged in transmitting telephone messages to their clients.
4. Water softening services—Establishments primarily engaged in softening water by chemical treatment or other method.
5. Packaging and labeling services—Establishments primarily engaged in packaging and labeling products, on a contract or fee basis, in packages or other containers normally intended for retail distribution. Companies primarily engaged in packing, crating, and otherwise preparing goods for shipping are classified as transportation.
6. Miscellaneous business services, n.e.c.—Establishments primarily engaged in furnishing business services, not elsewhere classified.

Automotive Repair, Services, and Garages (SIC Major Group 75)

This group includes establishments primarily engaged in furnishing automotive repair, parking, rental, and other services to the general public. Similar facilities owned and operated by concerns for their own use and not available

to the general public are treated as auxiliary establishments of those concerns and are not included here. Automobile repair departments maintained by establishments engaged in the sale of new automobiles are classified in retail trade, as are gasoline service stations (where sales of merchandise (including fuel) exceed repair receipts). Automobile driving instruction is classified in SIC 8299.

Automotive rental and leasing, without drivers (SIC 751)—Establishments primarily engaged in daily or extended-term rental or leasing of passenger automobiles, trucks, truck tractors and trailers, and other automotive equipment without drivers. Establishments primarily engaged in renting automobiles with drivers are out of scope; those renting or leasing trucks with drivers are classified in SIC group 421; and those renting or leasing heavy construction and earth moving equipment are classified in SIC 7394. Establishments primarily engaged in finance leasing are classified in SIC major group 61.

For large geographic areas, data are presented for the following subdivisions of this classification:

1. Passenger car rental, without drivers (SIC 7512 Part)—Establishments primarily engaged in the short-term rental of passenger cars without drivers. Data for separate automotive rental offices or concessions (e.g., airport locations) in the same metropolitan area, for which a common fleet is maintained, are merged, and are not considered separate establishments.
2. Passenger car leasing, except finance leasing (SIC 7512 Part)—Establishments primarily engaged in extended-term leasing of passenger cars without drivers. These establishments may or may not provide maintenance of the vehicle as part of the lease contract.
3. Truck rental, without drivers (SIC 7513 Part)—Establishments primarily engaged in the short-term rental of trucks, truck tractors, or semitrailers without drivers.
4. Truck leasing, except finance leasing (SIC 7513 Part)—Establishments primarily engaged in extended-term leasing of trucks, truck tractors, or semitrailers without drivers. These establishments may or may not provide maintenance of the vehicle as part of the lease contract.
5. Utility trailer and recreational vehicle rental (SIC 7519)—Establishments primarily engaged in the rental (usually short term) of utility and house trailers and recreational vehicles.

Parking lots (SIC 7523)—Establishments primarily engaged in the temporary open air parking of automobiles, usually on an hourly, daily, or monthly basis. Establishments which are a combination of parking lot and structure are classified in SIC 7525. Excluded are municipal parking lots and lots operated by establishments or institutions primarily engaged in other activities, e.g., department stores, hospitals, restaurants. Valet parking is classified in SIC 7299.

Parking structures (SIC 7525)—Establishments primarily engaged in the temporary parking or live storage of automobiles within a structure. Long-time or dead storage of automobiles is not included. Establishments which are a combination of structure and lot are included in this classification. Excluded are municipal parking structures and structures operated by establishments or institutions primarily engaged in other activities, e.g., office buildings, apartment buildings, universities. Valet parking is classified in SIC 7299.

Top and body repair shops (SIC 7531)—Establishments primarily engaged in the repair of automotive tops, bodies, and interiors.

Tire retreading and repair shops (SIC 7534)—Establishments primarily engaged in repairing and retreading automotive tires. Establishments classified here may either retread customers' tires or retread tires for sale or exchange to the user or the trade.

Paint shops (SIC 7535)—Establishments primarily engaged in automotive painting and refinishing.

General automotive repair shops (SIC 7538)—Establishments primarily engaged in the general repair of automotive vehicles. Establishments primarily engaged in the specialized repair of individual engine components, not elsewhere classified, are classified in SIC 7539. Establishments primarily engaged in repair of motorcycles are classified in SIC 7699.

For large geographic areas, data are presented for the following subdivisions of this classification:

1. General automotive repair shops, except diesel.
2. Diesel repair shops.

Automotive repair shops, n.e.c. (SIC 7539)—Establishments primarily engaged in specialized automotive repair, not elsewhere classified, such as fuel service, brake relining, and exhaust system repair.

For large geographic areas, data are presented for the following subdivisions of this classification:

1. Auto electrical and fuel system services—Establishments primarily engaged in providing automotive engine tune-ups and in repairing automotive electrical systems and fuel components, including carburetors.
2. Radiator repair—Establishments primarily engaged in the repair and cleaning of automotive radiators.
3. Glass replacement and repair—Establishments primarily engaged in the repair and replacement of automotive glass.
4. Brake, front end, and wheel alignment—Establishments primarily engaged in relining, repairing, and adjusting automotive brakes; wheel alignment; and repairing and installing springs, axles, and shock absorbers.
5. Exhaust system services (muffler shops)—Establishments primarily engaged in the installation or

repair of automotive exhaust systems (mufflers). The sale of the mufflers or tailpipes is considered to be incidental to the installation of these products.

6. Transmission repair shops—Establishments primarily engaged in the repair of automotive transmissions. If transmissions are sold and installed, the sale of the transmission is considered incidental to the installation. If the transmissions are repaired on a factory basis, the establishment is classified in manufacturing.

7. Other automotive repair shops, n.e.c.—Establishments primarily engaged in specialized automotive repairs, not elsewhere classified, such as frame repair, piston ring service and repair, speedometer repair, heater and air-conditioning repair, etc.

Car washes (SIC 7542)—Establishments primarily engaged in washing cars (custom car wash) or furnishing facilities for the self-service washing of cars and trucks. Waxing and polishing are also classified here.

Other automotive services (SIC 7549)—Establishments primarily engaged in furnishing automotive services, not elsewhere classified, such as lubricating service, towing service, diagnostic service, undercoating service, inspection service, etc.

Miscellaneous Repair Services (SIC Major Group 76)

This group includes establishments primarily engaged in miscellaneous repair services, not elsewhere classified. Repair departments of retail dealers or manufacturers are not included unless operated as separate establishments and reported as such. This group does not include some repair services of which the more important are: automotive repair services, classified in SIC major group 75; garment and shoe repair, classified in major group 72; and computer maintenance and repair services, classified in SIC 7379. Excluded are ship and boat repair, and railroad repair shops which are included in the census of manufactures.

Radio and TV repair shops (SIC 7622)—Establishments primarily engaged in repairing radio and television sets; phonographs, high fidelity (hi-fi) or stereophonic equipment, and tape recorders; in installing and repairing television, amateur and citizens' band antennas; or in installing and servicing radio transmitting and receiving equipment in homes or offices, or in small boats, automobiles, or other vehicles. Establishments primarily engaged in selling radio and television sets are classified in retail trade. Repair departments of radio and television dealers are not included here unless operated and reported as separate establishments.

Refrigeration and air-conditioning repair shops (SIC 7623)—Establishments primarily engaged in servicing and repairing household and commercial electrical refrigerators and air-conditioning and refrigeration equipment.

Establishments primarily engaged in servicing and repairing gas refrigerators are classified in SIC 7699. Establishments primarily engaged in installing refrigeration and air-conditioning systems are classified in construction.

Electrical and electronic repair shops, n.e.c. (SIC 7629)—Establishments primarily engaged in the servicing and repair of electrical and electronic equipment and electrical appliances (washing machines, vacuum cleaners, irons, toasters, etc.), not elsewhere classified. Radio and television repair shops are classified in SIC 7622. Refrigeration repair shops are classified in SIC 7623. Electrical contractors and electrical shops engaged primarily in house wiring are included in construction. Armature rewinding and the repair of electric motors are classified in SIC 7694. Repair of computers and related equipment is classified in SIC 7379.

Watch, clock, and jewelry repair (SIC 763)—Establishments primarily engaged in the repair of watches, clocks, and jewelry.

Reupholstery and furniture repair (SIC 764)—Establishments primarily engaged in furniture reupholstering and repair. Establishments primarily engaged in selling upholstery materials, making slipcovers, draperies, etc., to order, or in upholstering new frames to individual order are classified in retail trade, as are establishments making furniture and cabinet work on a custom basis to individual order.

Welding repair (SIC 7692)—Establishments primarily engaged in repair work by welding. Automotive welding is classified here. Welding in connection with the manufacture of a product is classified as manufacturing. Welding contractors doing welding work on the construction site are classified in construction, SIC 1799.

Armature rewinding shops (SIC 7694)—Establishments primarily engaged in rewinding armatures and rebuilding or repairing electric motors. Establishments classified here may either repair customers' equipment or repair or rebuild for sale or exchange to users or to the trade. Establishments primarily engaged in the repair of electrical appliances are classified in SIC 7629.

Repair shops and related services, n.e.c. (SIC 7699)—Establishments primarily engaged in specialized repair services, not elsewhere classified, such as farm machinery and equipment repair; lawnmower, saw, knife, and tool sharpening and repair; bicycle repair; lock and gun repair; musical instrument repair; and the repair of typewriters and business machines. Repair services which involve primarily electrical or electronic equipment or components are classified in SIC 7629; however, primarily mechanical repair of electrically powered equipment, for example, electric sewing machine repair, is included here.

For large geographic areas, data are presented for the following subdivisions of this classification:

1. Farm machinery and equipment repair shops—Establishments primarily engaged in the repair of farm machinery and equipment.

2. Lawnmower, saw, knife, tool sharpening and repair—Establishments primarily engaged in sharpening and repairing lawnmowers, saws, knives, and tools.

3. Sewer and septic tank cleaning services—Establishments primarily engaged in cleaning or repairing sewers and septic tanks. Establishments which install septic tanks are classified in construction.

4. Other repair and related services, n.e.c.—Establishments primarily engaged in specialized repair services, not elsewhere classified, such as aircraft flight instrument repair (except electrical), blacksmith shops, bicycle repair, boiler repair, camera repair, dental instrument repair, furnace and chimney cleaning, gunsmith shops, key duplicating shops, motorcycle repair, musical instrument repair, taxidermists, typewriter repair, umbrella repair, and venetian blind repair.

Motion Pictures (SIC Major Group 78)

This group includes establishments producing and distributing motion pictures, exhibiting motion pictures in commercially operated theaters, and furnishing services to the motion picture industry. The term "motion pictures" includes similar productions for television or other media using film, tape, or other means.

Motion picture production, except for TV (SIC 7813)—Establishments primarily engaged in the production of motion pictures for exhibition other than for television. Establishments engaged in both production and distribution are included here.

Motion picture, tape production for TV (SIC 7814)—Establishments primarily engaged in the production of motion pictures and of tapes, including commercials, for television exhibition. Establishments engaged in both production and distribution are included here.

Services allied to motion picture production (SIC 7819)—Establishments primarily engaged in performing services independent of motion picture production, but allied thereto, such as motion picture film processing, editing, and titling. Also included are casting bureaus, wardrobe and studio property rental, rental and repair of cameras and other motion picture equipment, stock footage film libraries, and television tape services (editing, transfers, etc.).

Motion picture film exchanges (SIC 7823)—Establishments primarily engaged in renting films to exhibitors other than in the field of television. Establishments engaged in both distribution and production are included in SIC 7813.

Film or tape distribution for TV (SIC 7824)—Establishments primarily engaged in renting film or tape to exhibitors in the field of television. Establishments engaged in both distribution and production are in SIC 7814.

Services allied to motion picture distribution (SIC 7829)—Establishments primarily engaged in performing auxiliary services to motion picture distribution, such as film delivery service, film purchasing and booking agencies, and film libraries.

Motion picture theaters, except drive-in (SIC 7832)—Commercially operated conventional "four-wall" theaters primarily engaged in the indoor exhibition of motion pictures. Establishments primarily engaged in the commercial exhibition of motion pictures on an itinerant basis with portable projection and sound equipment are included here.

Drive-in motion picture theaters (SIC 7833)—Commercially operated theaters, commonly known as open-air or drive-in, primarily engaged in the outdoor exhibition of motion pictures.

Amusement and Recreation Services, Except Motion Pictures (SIC Major Group 79)

This group includes establishments primarily engaged in providing amusement, recreation, or entertainment on payment of a fee or admission charge, except motion pictures. Gambling businesses, where legal, are also included in this major group; however, combined gambling and lodging facilities with 25 guestrooms or more are classified in SIC 7011.

Dance halls, studios, and schools (SIC 791)—Establishments primarily engaged in operating public dance halls or ballrooms and dance studios and schools. The renting of dance halls or ballrooms to operators is classified as real estate and excluded from this census.

For large geographic areas, data are presented for the following subdivisions of this classification:

1. Public dance halls or ballrooms.
2. Dance schools, including children's and professional.

Theatrical producers (except motion pictures), bands, orchestras, and entertainers (SIC 792)—This classification includes the subgroups indicated below, shown separately for large geographic areas:

1. Producers of live theatrical productions (SIC 7922 Part)—Establishments primarily engaged in presenting live theatrical productions. Theaters which are normally rented to theatrical producers are classified as real estate operations and excluded from this census.
2. Producers of radio and TV shows, except tape (SIC 7922 Part)—Establishments primarily engaged in producing shows for presentation on radio, television, in night clubs, etc.
3. Artists' and entertainers' managers or agents, concert bureaus, booking agents (SIC 7922 Part)—Establishments primarily engaged in representing performers and producers for a fee or commission.

4. Other theatrical services (SIC 7922 Part)—Businesses engaged in theatrical services, not elsewhere classified, such as ticket agencies; theatrical, television, and radio employment agencies; theatrical equipment rental and design; lighting; etc.

5. Dance groups and artists (SIC 7929 Part)—Companies, groups, and artists primarily engaged in the presentation of ballet; modern, folk, or ethnic dance; and similar dance presentations.

6. Symphony orchestras, opera companies, and chamber music organizations (SIC 7929 Part)—Symphony orchestras, opera companies, and chamber music organizations (including chamber orchestras) organized for the presentation of their musical specialty.

7. Other music and entertainment presentations (SIC 7929 Part)—Dance and stage bands, orchestras (except symphony or chamber), combos, quintets, soloists, and similar musical organizations, groups, and artists, as well as other entertainers operating on a contract or fee basis for restaurants, night clubs, radio and television, etc. Also included are promoters of a variety of entertainment.

Billiard and pool establishments (SIC 7932)—Establishments primarily engaged in providing facilities for playing billiards and pool.

Bowling alleys (SIC 7933)—Establishments primarily engaged in providing facilities for bowling.

Professional sports clubs, managers, promoters (SIC 7941)—Operators and promoters of professional and semi-professional athletic clubs, promoters of athletic events, and managers of individual professional athletes. Receipts of such establishments do not include revenue from radio or television broadcasts, from sales of players, from concession operators, or from noncustomer sources. Establishments primarily engaged in renting stadiums and athletic fields to sports promoters and clubs are classified as real estate.

For large geographic areas, data are presented for the following subdivisions of this classification:

1. Baseball clubs.
2. Football clubs.
3. Other professional sports clubs.
4. Managers and promoters.

Racing, including track operation (SIC 7948)—Promoters and participants in racing activities, including race track operators, operators of racing stables, jockeys, race horse trainers, and race car owners and operators. Establishments which own race tracks, but do not engage in promotion of racing events, are classified in real estate and are not included in the censuses. Stables and kennels primarily engaged in the breeding or boarding of horses and dogs are classified in agriculture.

For large geographic areas, data are presented for the following subdivisions of this classification:

1. Auto race track operation.
2. Horse race track operation.
3. Dog race track operation.
4. Racing stables and racing, n.e.c.

Public golf courses (SIC 7992)—Establishments privately operated and primarily engaged in the operation of golf courses open to the public on a fee basis. Municipally owned and operated golf courses are not included. Membership golf and country clubs are included in SIC 7997. Miniature golf courses and golf driving ranges are classified in SIC 7999.

Coin-operated amusement device operators (SIC 7993)—Establishments primarily engaged in operating coin-operated amusement devices either in their own or in other places of business. Such amusement machines include juke boxes, pinball machines, mechanical games, slot machines (where legal), and similar types of amusement equipment. Amusement arcades or parlors are also included. Establishments primarily engaged in rental of such devices are classified in SIC 7394.

Amusement parks (SIC 7996)—Establishments known as amusement parks, theme parks, kiddie parks, etc., which group together a number of attractions such as mechanical rides, amusement devices, refreshment stands, picnic grounds, etc. Individual ride operators or concessionaires operating within the park are classified in SIC 7999. Carnivals operating without a fixed exhibition site are also classified in SIC 7999. Owners of the grounds who do not operate the amusement park are classified in real estate.

Membership sports and recreation clubs (SIC 7997)—Sports and recreation clubs which maintain facilities restricted to use by members and their guests. Country, golf, tennis, yacht, and swimming clubs are included in this industry. Such establishments are classified here regardless of the proportion of receipts derived from food or liquor sales. Health clubs are classified in SIC 7299. Membership organizations engaged in civic, social, or fraternal activities are classified in SIC 864.

Amusement and recreation services, n.e.c. (SIC 7999)—Establishments primarily engaged in the operation of sports, amusement, and recreation services, not elsewhere classified, such as bathing beaches, swimming pools, riding academies and schools, etc. Membership sports and recreation clubs not open to the general public are classified in SIC 7997.

For large geographic areas, data are presented for the following subdivisions of this classification:

1. Concession operators of amusement devices and rides—Concession operators of mechanical rides or of amusement devices in amusement parks, carnivals, circuses, or fairs; or operators of independently operated rides or devices of this type.

2. Carnivals and circuses—Establishments operating a group of amusement, service, and/or retail units and generally known as carnivals, which do not have any fixed exhibition site; or companies engaged in the operation of circuses having acrobatic and animal shows and individual circus acts. Side shows are included here.
3. Fairs—Establishments primarily engaged in arranging and operating the exhibitions and related activities usually associated with county or State fairs. Carnivals and side shows which may be part of the fair, but which are independently owned and operated, are included in the subgroup, "Carnivals and circuses." Other amusement device concessions independently owned and operated are included in the subgroup "Concession operators of amusement devices and rides."
4. Commercial museums, art galleries, and botanical and zoological gardens—Museums, art exhibitors, and botanical and zoological gardens which are supported primarily by admission charges. Commercial art galleries or art dealers primarily selling to the general public are classified in retail trade, SIC 5999. Museums, art galleries, and botanical and zoological gardens supported primarily by contributions, grants, etc., are classified in SIC major group 84.
5. Roller skating rinks—Establishments primarily engaged in operating rinks for roller skating open to the general public for a fee.
6. Ice skating rinks—Establishments primarily engaged in operating rinks for ice skating open to the general public for a fee.
7. Other amusement and recreation services, n.e.c.—Establishments primarily engaged in the commercial operation of sports, amusement, and recreation services, not elsewhere classified. Included are establishments engaged in instruction for sports or recreation, such as baseball, bridge, golf, judo, karate, skiing, swimming, tennis, etc. It also includes establishments renting articles for amusement and recreation, such as beach chairs and accessories, bicycles, golf carts, small boats and canoes, saddle horses, etc.

Other establishments in this classification include commercially operated athletic clubs or gymnasiums, bathing beaches, domino parlors, gambling establishments (where legal), golf driving ranges, miniature golf, riding academies and stables, shooting galleries, slot-car tracks, ski lifts, day camps, and establishments engaged in the commercial operation of swimming pools open to the general public for a fee. Municipally operated golf courses and swimming pools are excluded from this census. Privately owned tourist attractions, such as natural wonders or manmade exhibits, are included.

Health Services, Except Hospitals (SIC Major Group 80, except 806)

This grouping includes establishments primarily engaged in furnishing medical, surgical, and other health services

to persons. Associations or groups primarily engaged in providing medical or other health services to members are included, but those which only provide insurance covering hospitalization or medical costs are classified in Insurance (major group 63).

Health care facilities were primarily coded based on self-designation. Where multiple levels of care were indicated, but were not apparently separate operations, the facility was generally classified based on the highest level of care provided. Veterinarians are classified in Veterinary services (SIC group 074) and are out of scope. Hospitals (SIC 806) are excluded from the 1982 Census of Service Industries.

Offices of physicians (SIC 801)—Establishments of licensed practitioners having the degree of M.D. or equivalent and engaged in the practice of general or specialized medicine and surgery. Establishments, such as group clinics, in which a group of physicians is associated for the purpose of practicing the profession, are included here. Clinics not owned by physicians are classified in Outpatient care facilities (SIC 808). Osteopathic physicians are classified in SIC 803.

Associations of physicians formed solely for the sharing of expenses (including payroll) and facilities, and not for the purpose of jointly practicing their profession, are also included here. Receipts are not applicable for these associations since their operations are funded by reimbursements from member firms, and not considered operating receipts for medical services provided; neither are such entities tabulated as separate operating establishments. However, their payroll and employment data are included in statistics presented for this category.

Offices of dentists (SIC 802)—Establishments of licensed practitioners having the degree of D.D.S. (or D.D. Sc.) or D.M.D. and engaged in the practice of general or specialized dentistry, including dental surgery. Associations of dentists formed for the sharing of expenses are also included (see SIC 801 for treatment of such associations).

Offices of osteopathic physicians (SIC 803)—Establishments of licensed practitioners having the degree D.O. and engaged in the practice of general or specialized osteopathic medicine.

Offices of chiropractors (SIC 8041)—Establishments of licensed practitioners engaged in the practice of chiropraxis.

Offices of optometrists (SIC 8042)—Establishments of licensed practitioners engaged in the practice of optometry. Establishments where receipts are primarily from the sale of optical goods prescribed as a result of eye examinations performed at another establishment are classified in Miscellaneous retail stores, n.e.c. (SIC 5999).

Offices of health practitioners, n.e.c. (SIC 8049)—Establishments of licensed health practitioners engaged in practice in health fields, not elsewhere classified, such as acupuncturists, chiropodists, midwives, nutritionists, occupational therapists, and psychologists.

Skilled nursing care facilities (SIC 8051)—Establishments primarily engaged in providing care and treatment for patients who require continuous health care with inpatient beds, but not hospital services. These establishments must have an organized medical staff, including physician services, and continuous nursing services. Included here are extended care facilities, as well as other types of continuous nursing care facilities.

Nursing and personal care facilities, n.e.c. (SIC 8059)—Establishments primarily engaged in providing some nursing and health-related personal care with inpatient beds, but not continuous nursing services. These establishments have at least one shift with a licensed or registered nurse to provide routine health care and observation. Included are rest homes, convalescent homes, and other institutions where health care is a major element. Residential facilities, such as homes for the retarded and aged, which provide personal care, but where health care is incidental, are classified in Residential care (SIC 836).

Medical laboratories (SIC 8071)—Establishments primarily engaged in providing professional, analytic, or diagnostic services to the medical profession or to the patient as prescribed by a physician. Laboratories engaged in the manufacture of medical or pharmaceutical products are included in the census of manufactures. Laboratories engaged in medical research are classified in Research and development laboratories (SIC 7391) or Noncommercial educational, scientific, and research organizations (SIC 892).

Dental laboratories (SIC 8072)—Establishments primarily engaged in making dentures and artificial teeth to order for the dental profession. The manufacture of teeth other than to order is classified in manufacturing.

Outpatient care facilities (SIC 808)—Establishments primarily engaged in outpatient care with permanent facilities and with medical services to provide diagnosis, treatment, or both for patients who are ambulatory and do not require inpatient care. Associations or groups formed primarily to provide medical or other health services to their members, and which themselves provide these services, are included. Health care programs which contract out the provision of services are classified in Accident and health insurance (SIC 6321) and are out of scope of the census. Included in this industry are alcoholism treatment clinics, family planning clinics, health maintenance organizations (HMO's), kidney treatment centers, medical clinics (not owned by licensed health practitioners), physical therapy clinics, and rehabilitation centers (medical treatment).

Health and allied services, n.e.c. (SIC 809)—Establishments primarily engaged in rendering health and allied services, n.e.c., such as blood banks, blood donor stations, childbirth preparation classes, medical photography and art, oxygen tent services, and visiting nurse associations. Establishments of registered or practical nurses in independent practice are classified in Offices of health practitioners, n.e.c. (SIC 8049). Ambulance services are classified in Local passenger transportation, n.e.c. (SIC 4119) and are out of scope.

Legal Services (SIC Major Group 81)

This major group includes establishments engaged in offering legal advice or legal services, the head or heads of which are members of the bar. Associations of lawyers formed solely for the sharing of expenses (including payroll) and not for the purpose of jointly practicing their profession are also included. Receipts are not applicable for these associations since their operations are funded by reimbursements from member firms, and not considered operating receipts for legal services provided. Neither are such entities considered separate operating establishments; however, their payroll and employment data are included in statistics presented for this category. Nonprofit legal services (including legal aid societies) are classified here.

Selected Educational Services (SIC's 823, 824, 829)

This grouping includes establishments furnishing formal academic or technical courses, correspondence schools, commercial and trade schools, and libraries. Elementary and secondary schools; colleges, universities, and professional schools; and junior colleges and technical institutes are out of scope of the census.

Libraries and information centers (SIC 823)—Establishments primarily engaged in lending books (free or fixed charge) and disseminating information to the general public, such as circulating libraries and centers for documentation.

Correspondence schools (SIC 8241)—Establishments primarily engaged in furnishing educational courses by mail. Offices maintained by such schools for the sale of correspondence courses are classified as auxiliary establishments and are not included here.

Data processing schools (SIC 8243)—Establishments primarily engaged in offering data processing courses in programming and in computer and peripheral equipment operation, including keypunch operation.

Business and secretarial schools (SIC 8244)—Establishments primarily engaged in offering courses in business machines operation (except data processing), office procedures, and secretarial and stenographic skills.

Vocational schools, except vocational high schools, n.e.c. (SIC 8249)—Establishments primarily engaged in offering specialized trade or commercial courses, not elsewhere classified, but not academic training. This industry includes apprentice training, aviation schools, commercial art schools, and practical nursing schools. Schools for the instruction of beauticians are classified in SIC 723; and barber schools in SIC 724.

Schools and educational services, n.e.c. (SIC 829)—Specialized nondegree granting schools, not elsewhere

classified, such as music schools, drama schools, language schools, and civil service and other short-term examination preparatory schools. Vocational counseling (excluding rehabilitation) is also included here. Educational testing is included in Management, consulting, and public relations services (SIC 7392).

Social Services (SIC Major Group 83)

This major group includes establishments providing social services and rehabilitation services to those persons with social or personal problems requiring special services, and to the handicapped and the disadvantaged. Also included are organizations soliciting funds to be used directly for these and related services, as well as community development and planning agencies.

Individual and family social services (SIC 832)—Establishments primarily engaged in providing one or more of a variety of individual and family social, counseling, welfare, or referral services, including refugee, disaster, and temporary relief services. This industry also includes offices of specialists providing counseling and referral services and settlement houses, neighborhood centers, and senior citizens' centers. Organizations engaged in community improvement, neighborhood development, or social change are classified in Social services, n.e.c. (SIC 839).

Job training and vocational rehabilitation services (SIC 833)—Establishments primarily engaged in providing training and vocational rehabilitation services for the unemployed, the underemployed, the handicapped, and to persons who have a job market disadvantage because of lack of education, job skill or experience, skill obsolescence, or personal characteristics or problems. Included are upgrading and job development services, skill training, world-of-work orientation, and vocational rehabilitation counseling. Also included are establishments primarily engaged in providing work experience for rehabilitees, as well as offices of specialists providing rehabilitation and job counseling.

Child day care services (SIC 835)—Establishments primarily engaged in care of infants or children, or in providing prekindergarten education where medical care or delinquency correction is not a major element. These establishments may or may not have substantial educational programs. Establishments providing babysitting services are classified in Miscellaneous personal services (SIC 7299).

Residential care (SIC 836)—Establishments primarily engaged in the provision of residential social and personal care for children, the aged, and special categories of persons with some limits on ability for self-care, but where medical care is not a major element. Included here are group foster homes; halfway group homes; homes for the retarded, the aged, the deaf, and blind; juvenile correctional homes; and rehabilitation (residential) centers.

Social services, n.e.c. (SIC 839)—Establishments primarily engaged in providing social services, not elsewhere classified, including community improvement, social change, and neighborhood development. Also included are organizations primarily engaged in soliciting contributions on their own account and administering appropriations and allocating funds among other agencies engaged in social welfare services; establishments primarily engaged in the prevention of criminal or antisocial behavior; and regional planning agencies. Establishments which raise funds on a fee basis are classified in Business services, n.e.c. (SIC 7399). Civic, social, fraternal and political organizations are included in Major Group 86, Membership Organizations.

Philanthropic trusts and foundations are out of scope and classified in Major Group 67, Holding and Other Investment Offices, unless they are actually engaged in providing social welfare services.

Noncommercial Museums, Art Galleries, and Botanical and Zoological Gardens (SIC Major Group 84)

This major group includes museums, art galleries, and botanical and zoological gardens, which are not operated commercially. Funding of these establishments is not primarily from admission charges. These establishments are of historical, educational, or cultural interest.

Noncommercial museums and art galleries (SIC 8411)—Establishments primarily engaged in noncommercial operation of museums and art galleries. Historical, cultural, and educational societies whose functions are primarily providing attractions for the public (funded primarily through contributions and grants) are included here. Establishments primarily operating museums and art galleries commercially (funded primarily from admissions) are included in Amusement and recreation services, n.e.c. (SIC 7999). Art galleries or art dealers primarily selling to the general public are classified in retail trade.

Noncommercial arboreta, botanical and zoological gardens (SIC 8421)—Establishments primarily engaged in the noncommercial operation of arboreta and botanical and zoological gardens. Establishments primarily operating commercial exhibits (funded primarily from admissions) are included in Amusement and recreation services, n.e.c. (SIC 7999).

Selected Membership Organizations (SIC's 861, 862, 864, 869)

This grouping includes organizations operating on a membership basis for the promotion of the interests of the members. Also included are organizations which are not operated on a membership basis, but for the promotion of the interests of a constituency or group of supporters. This grouping does not include establishments operated by membership organizations which are elsewhere classified, such as hotels open to the general public, golf and country clubs, fraternity and sorority houses, and credit unions.

Establishments of religious organizations operated for worship or for promotion of religious activities, such as churches, convents, religion schools and missions, are classified in Religious organizations (SIC 866) and are out of scope of the census. Also excluded are Labor unions and similar labor organizations (SIC 863) and Political organizations (SIC 865).

Business associations (SIC 861)—Membership organizations engaged in promoting business interests of their members, such as better business bureaus, boards of trade, chambers of commerce, industrial standards committees, merchants associations, real estate boards, and trade associations. Farmers' cooperative marketing associations are classified in wholesale trade. Security and commodity exchanges are classified in SIC 623 and are out of scope. Civic and social businessmen's clubs are included in Civic, social, and fraternal organizations (SIC 864).

Professional membership organizations (SIC 862)—Membership organizations of professional persons for the advancement of the interests of their profession, such as bar associations, engineering associations, and scientific membership organizations.

Civic, social, and fraternal associations (SIC 864)—Membership organizations engaged in civic, social, or fraternal activities, such as alumni associations, citizens' associations, fraternities, scout organizations, singing societies, university clubs, veterans' organizations, youth associations, consumer education and public advocacy groups (except organizations primarily engaged in research). Bars and restaurants owned and operated by organizations, for members and guests only, are also classified here. Hotels and lodging houses operated by organizations for members and their guests, including fraternity and sorority houses, are classified in Organization hotels and lodging houses, on membership basis (SIC 704). Membership sports and recreation clubs are classified in SIC 7997.

Membership organizations, n.e.c. (SIC 869)—Membership organizations, not elsewhere classified, such as athletic regulatory associations, automobile owners' associations, farm bureaus, historical clubs, and humane societies.

Miscellaneous Services (SIC Major Group 89)

This major group includes establishments engaged in performing services, not elsewhere classified, such as those rendered by engineers, architects, surveyors, accountants, artists, lecturers, and writers, and establishments primarily engaged in noncommercial educational, scientific, and other general welfare research activities.

Engineering, architectural, and surveying services (SIC 891)—Establishments primarily performing professional services in the fields of architecture, engineering, and land

surveying. Graphic arts and related design are classified in SIC 7333; drafting services, in SIC 7399; systems engineering or design (not computer related), in SIC 7392; and computer related systems engineering or design, in SIC 7372. Establishments primarily engaged in construction contracting are classified in construction. Landscape architects are classified in agricultural services.

For large geographic areas, data are presented for the following subdivisions of this classification:

1. Architectural services.
2. Engineering services.
3. Surveying services.


Noncommercial educational, scientific, and research organizations (SIC 892)—Establishments primarily engaged in noncommercial research into and dissemination of information for public health, education, or general welfare, such as archaeological expeditions, educational research, medical research, and research institutes. Establishments included here operate primarily on funds from endowments, contributions, and grants. Establishments primarily engaged in physical research on a contract or fee (commercial) basis are included in Research and development laboratories (SIC 7391), and those primarily engaged in nonphysical research on a commercial basis are included in Management, consulting, and public relations services (SIC 7392).

Accounting, auditing, and bookkeeping services (SIC 893)—Establishments primarily engaged in furnishing accounting, auditing, or bookkeeping services. Such establishments may, as part of providing such service, use

data processing and tabulation techniques, although those techniques do not qualify as primary activities. Establishments primarily providing income tax preparation services for individuals without accounting, auditing, and bookkeeping services are classified in Miscellaneous personal services (SIC 7299).

Services, n.e.c. (SIC 899)—Establishments primarily providing services, not elsewhere classified, such as artists (excluding commercial and medical artists), authors, scientific consultants (working on their own account), inventors, lecturers, music arrangers, newspaper columnists, radio commentators, song writers, weather forecasters, and writers. Establishments primarily providing commercial art services are classified in Commercial photography, art, and graphics (SIC 7333); writers of advertising copy who also place advertising with the media are classified in Advertising agencies (SIC 7311); business and management consultants are classified in Management, consulting and public relations services (SIC 7392), engineering consultants in Engineering, architectural, and surveying services (SIC 891); computer consulting in Computer related services, n.e.c. (SIC 7379); and advertising consulting in Advertising agencies (SIC 7311).

There is evidence that among small employer establishments (for which kind-of-business information is obtained from administrative records), many service establishments are classified incorrectly in this industry because there is insufficient information to determine the correct kind-of-business classification. Therefore, the published data probably overstate the number of establishments and level of activity for this category.



APPENDIX B.

General Questions



U.S. DEPARTMENT OF COMMERCE
BUREAU OF THE CENSUS
FORM

1982 CENSUS OF SERVICE INDUSTRIES

O.M.B. APPROVAL NO 0607-0383 EXPIRES 11/84

NOTICE - Response to this inquiry is required by law (title 13, U.S. Code). By the same law, your report to the Census Bureau is confidential. It may be seen only by sworn Census employees and may be used only for statistical purposes. The law also provides that copies retained in your files are immune from legal process.

In correspondence pertaining to this report please refer to this Census File Number (CFN)

Employer Identification (EI) Number

Please complete this form and RETURN TO BUREAU OF THE CENSUS
1201 East Tenth Street
Jeffersonville, Indiana 47134

DUE DATE: FEBRUARY 15, 1983

If you cannot file by the due date, a time extension request should be sent to the above address; please include your 11-digit Census File Number (CFN).

Note - Please read the accompanying instructions before answering the questions.

Please correct errors in name, address, and ZIP code. ENTER street and number if not shown.

Item 1 - EMPLOYER IDENTIFICATION NUMBER
Is the Employer Identification (EI) Number shown in the label the SAME as that used for this establishment on its latest 1982 Employer's Quarterly Federal Tax Return, Treasury Form 941?

094 1 YES 2 NO - Enter current EI No. (9 digits)

Item 4 - ORGANIZATIONAL STATUS
Mark (X) the ONE box which best describes this establishment during 1982.

003 1 Individual proprietorship 0 Corporation
2 Partnership 9 Other - Specify
5 Government - Specify

Item 2 - PHYSICAL LOCATION OF ESTABLISHMENT
Answer items a, b, c, and d

NOTE: P.O. boxes or rural routes are not physical locations.

a. Same as shown in mailing label. If different, indicate change.

NUMBER AND STREET
CITY TOWN VILLAGE ETC. STATE ZIP CODE

Item 5 - TAX STATUS

a. Is this establishment operated on a not-for-profit basis?
005 1 YES 2 NO - SKIP to item 6

b. Was all or part of the income of this establishment or organization exempt from Federal income taxes under section 501 or 521 of the Internal Revenue Code?
004 1 YES 2 NO

b. Is this establishment physically located inside the legal boundaries of the city, town, village, etc.?
095 1 YES 2 NO 3 No legal boundaries 4 Don't know

c. Type of municipality where physically located
096 1 City, village, or borough 2 Town or township 3 Other or don't know

d. Name of county where physically located

HOW TO REPORT DOLLAR FIGURES

Value figures may be reported in dollars or rounded to thousands.
Example: If a figure is \$1,125,628, report either **Preferred** 1 125 628 or **Acceptable** 1 125 628

	Mil- lions (000)	Thou- sands (000)	Dol- lars (000)
Preferred	1	125	628
Acceptable	1	125	628

Item 3 - OPERATIONAL STATUS

a. How many months during 1982 did this firm or organization actively operate this establishment?
Number of months 002

b. Mark (X) the ONE box which best describes this establishment at the end of 1982.

001 1 In operation
2 Temporarily or seasonally inactive
3 Ceased operation - Give date
4 Sold or leased to another operator - Give date at right AND enter name, etc., below

Month Day Year

Item 6 - DOLLAR VOLUME

If the answer to item 5b was "YES," skip to part b; otherwise, complete part a and skip to item 7.

	Mil.	Thou.	Dol.
a. OPERATING RECEIPTS of taxable establishments in 1982	010		
b. REVENUE and EXPENSES of tax-exempt establishments	010		
(1) REVENUE in 1982	040		
(2) EXPENSES in 1982 (Including payroll)			

NAME OF NEW OWNER OR OPERATOR
NUMBER AND STREET
CITY STATE ZIP CODE

Item 7 - PAYROLL AND EMPLOYMENT

a. Payroll in 1982, before deductions
(1) Total ANNUAL payroll 030
(2) FIRST QUARTER payroll 031

b. Employment in 1982
Number of paid employees for the pay period including March 12, 1982. (Include both full- and part-time employees.) 032

Item 8 - KIND OF BUSINESS OR ACTIVITY
Mark (X) the ONE box which best describes the activity that accounted for this establishment's MAJOR portion of receipts or revenue in 1982.
(Categories appropriate to individual form)

PENALTY FOR FAILURE TO REPORT

CONTINUE ON PAGE 2

(Items 9 through 15 (where applicable) vary by form and contain questions on data such as sources of receipts, hotel rooms, laundry equipment, exported services, theater capacity, and personnel and payroll by type.)

The following items represent the last three items (although item numbers vary) used on all forms.

NOTE Answer item 13 only if your Census File Number (CFN), shown in the address label of this report form, begins with a zero.

Item 13 - OWNERSHIP, CONTROL, AND LOCATIONS OF OPERATION

a. Is this establishment owned or controlled by another entity?
 1 YES →
 2 NO

ENTER OWNING OR CONTROLLING ENTITY NAME, ADDRESS, AND ZIP CODE
 El No. (9 digits) [][][][][][][][][][]

b. Does this establishment own or control any other entity or entities?
 098 1 YES →
 2 NO

ENTER OWNED OR CONTROLLED ENTITY NAME, ADDRESS, AND ZIP CODE
 El No. (9 digits) [][][][][][][][][][]

c. How many establishments were operated under the EI Number shown in the address label (or as corrected in item 1) at the end of 1982?
 Number 079

If more than one, provide the physical location address and other information indicated below for each establishment. Continue with same format in item 14 (or attach a separate sheet) if necessary.

1	NAME, ADDRESS, AND ZIP CODE	1982	Mil.	Thou.	Dol.
		Receipts or revenue	081		
	KIND-OF-BUSINESS DESCRIPTION	Annual payroll	082		
		Census use	088		
2	NAME, ADDRESS, AND ZIP CODE	1982	Mil.	Thou.	Dol.
		Receipts or revenue	081		
	KIND-OF-BUSINESS DESCRIPTION	Annual payroll	082		
		Census use	088		

Item 14 - REMARKS - Please use this space for any explanations that may be essential in understanding your reported data.

Item 15 - CERTIFICATION - This report is substantially accurate and has been prepared in accordance with instructions.

Name of person to contact regarding this report - <i>Print or type</i>		Period covered by this report →	FROM: Mo. Year	TO: Mo. Year
Telephone →	Area code	Number	Extension	Signature of authorized person
			Date	

FORM

U.S. GOVERNMENT PRINTING OFFICE: 1982-559-111/33

APPENDIX C.

Kind-of-Business Titles and Reporting-Form Numbers

Listed below are service industries kind-of-business titles and their corresponding reporting-form numbers. Requests for copies of any of these forms, including the inquiries used to classify establishments by kind of business, should be directed to the Business Division, Bureau of the Census, Washington, D.C. 20233.

SIC code	Title	Reporting form CB-	SIC code	Title	Reporting form CB-
70	HOTELS, ROOMING HOUSES, CAMPS, AND OTHER LODGING PLACES		73	BUSINESS SERVICES--Con.	
			7392 pt.	Management and administrative services.....	7306
7011 pt.	Hotels, 25 guestrooms or more.....	7001	7392 pt.	Public relations services.....	7306
7011 pt.	Hotels, less than 25 guestrooms.....	7001	7392 pt.	Management consulting services.....	7306
7011 pt.	Hotels, tourist courts.....	7001	7392 pt.	Economic and sociological research.....	7306
7011 pt.	Motor hotels.....	7001	7392 pt.	Consulting services, n.e.c.....	7306
702	Rooming and boarding houses.....	7002	7393 pt.	Detective agencies and guard services.....	7308
7032	Sporting and recreational camps.....	7002	7393 pt.	Armored car services.....	7308
7033	Trailing parks and camp sites for transients....	7002	7393 pt.	Burglar and fire alarm systems.....	7308
704	Organization hotels and lodging houses, on membership basis.....	7002	7394 pt.	Equipment rental.....	7307
			7394 pt.	Equipment leasing, except finance leasing.....	7307
			7394 pt.	Leasing and rental of heavy construction equipment without operators.....	7307
72	PERSONAL SERVICES		7394 pt.	Rental of heavy construction equipment with operators.....	7307
7211	Power laundries, family and commercial.....	7201			
7212	Garment pressing and agents for laundries and dry cleaners.....	7201	7395	Photofinishing laboratories.....	7303
7213	Linen supply.....	7201	7396	Trading stamp services (sales offices).....	7308
7214	Diaper service.....	7201	7397	Testing laboratories and facilities.....	7305
7215 pt.	Coin-operated laundries and dry-cleaning stores....	7201	7399 pt.	Sign painting shops.....	7308
7215 pt.	Coin-operated laundry machine routes.....	7201	7399 pt.	Interior designing.....	7308
7216	Dry-cleaning plants, except rug cleaning.....	7201	7399 pt.	Telephone answering services.....	7308
7217	Carpet and upholstery cleaning.....	7201	7399 pt.	Water softening services.....	7308
7218	Industrial launderers.....	7201	7399 pt.	Packaging and labeling services.....	7308
7219	Laundry and garment services, n.e.c.....	7201	7399 pt.	Miscellaneous business services, n.e.c.....	7308
722	Photographic studios, portrait.....	7303			
723	Beauty shops.....	7203	75	AUTOMOTIVE REPAIR, SERVICES, AND GARAGES	
724	Barber shops.....	7203			
725	Shoe repair, shoe shine, and hat-cleaning shops....	7203	7512 pt.	Passenger car rental, without drivers.....	7501
726	Funeral service and crematories.....	7202	7512 pt.	Passenger car leasing, except finance leasing.....	7501
729 pt.	Reducing salons and health clubs, except resorts....	7203	7513 pt.	Truck rental, without drivers.....	7501
729 pt.	Tax preparation services.....	7203	7513 pt.	Truck leasing, except finance leasing.....	7501
729 pt.	Other personal services, n.e.c.....	7203	7519	Utility trailer and recreational vehicle rental....	7501
73	BUSINESS SERVICES		7523	Parking lots.....	7502
			7525	Parking structures.....	7502
7311	Advertising agencies.....	7301			
7312	Outdoor advertising services.....	7301	7531	Top and body repair shops.....	7503
7313	Radio, TV, publishers' advertising representatives.	7301	7534	Tire retreading and repair shops.....	7503
7319	Advertising, n.e.c.....	7301	7535	Paint shops.....	7503
			7538 pt.	General automotive repair shops, except diesel....	7503
732 pt.	Adjustment and collection agencies.....	7302	7538 pt.	Diesel repair shops.....	7503
732 pt.	Mercantile reporting agencies.....	7302	7539 pt.	Auto electrical and fuel system services.....	7503
732 pt.	Consumer credit reporting agencies.....	7302	7539 pt.	Radiator repair.....	7503
			7539 pt.	Glass replacement and repair.....	7503
7331	Direct mail advertising services.....	7308	7539 pt.	Brake, front end, and wheel alignment.....	7503
7332	Blueprinting and photocopying services.....	7308	7539 pt.	Exhaust system services (muffler shops).....	7503
7333 pt.	Commercial photography.....	7303	7539 pt.	Transmission repair shops.....	7503
7333 pt.	Commercial art.....	7303	7539 pt.	Other automotive repair shops, n.e.c.....	7503
7333 pt.	Graphic arts and related design and commercial photography, n.e.c.....	7303	7542	Car washes.....	7503
7339	Stenographic services; and reproduction services, n.e.c.....	7308	7549	Other automotive services.....	7503
			76	MISCELLANEOUS REPAIR SERVICES	
7341	Window cleaning.....	7308			
7342	Disinfecting and exterminating services.....	7308	7622	Radio and TV repair shops.....	7600
7349	Cleaning and maintenance services, n.e.c.....	7308	7623	Refrigeration and air-conditioning repair shops.....	7600
735	News syndicates.....	7308	7629	Electrical and electronic repair shops, n.e.c.....	7600
7361	Employment agencies.....	7308	763	Watch, clock, and jewelry repair.....	7600
7362 pt.	Office help supply services.....	7308	764	Reupholstery and furniture repair.....	7600
7362 pt.	Help supply, except office workers.....	7308			
7369	Facilities management services.....	7308	7692	Welding repair.....	7600
			7694	Armature rewinding shops.....	7600
7372	Computer programming and other software services...	7304	7699 pt.	Farm machinery and equipment repair shops.....	7600
7374 pt.	Data processing services, except facilities management.....	7304	7699 pt.	Lawnmower, saw, knife, tool sharpening and repair.....	7600
7374 pt.	Computer facilities management.....	7304	7699 pt.	Sewer and septic tank cleaning services.....	7600
7379	Computer related services, n.e.c.....	7304	7699 pt.	Other repair and related services, n.e.c.....	7600
7391	Research and development laboratories.....	7305			

SIC code	Title	Reporting form CB-	SIC code	Title	Reporting form CB-
78	MOTION PICTURES		80	HEALTH SERVICES, EXCEPT HOSPITALS--Con.	
7813	Motion picture production, except for TV.....	7801	8051	Skilled nursing care facilities.....	8004
7814	Motion picture, tape production for TV.....	7801	8059	Nursing and personal care facilities, n.e.c.....	8004
7819	Services allied to motion picture production.....	7802	8071	Medical laboratories.....	8003
7823	Motion picture film exchanges.....	7801	8072	Dental laboratories.....	8003
7824	Film or tape distribution for TV.....	7801	808	Outpatient care facilities.....	8004
7829	Services allied to motion picture distribution.....	7802	809	Health and allied services, n.e.c.....	8004
7832	Motion picture theaters, except drive-in.....	7803			
7833	Drive-in motion picture theaters.....	7803	81	LEGAL SERVICES	
79	AMUSEMENT AND RECREATION SERVICES, EXCEPT MOTION PICTURES		81 pt.	Offices of lawyers.....	8100
			81 pt.	Legal aid societies and similar legal services....	8100
791 pt.	Public dance halls or ballrooms.....	7905			
791 pt.	Dance schools, including children's and professionals'.....	7905	823, 4, 9	SELECTED EDUCATIONAL SERVICES	
7922 pt.	Producers of live theatrical productions.....	7901	823	Libraries and information centers.....	8200
7922 pt.	Producers of radio and TV shows, except tape.....	7901	8241	Correspondence schools.....	8200
7922 pt.	Artists' and entertainers' managers or agents, concert bureaus, booking agents.....	7901	8243	Data processing schools.....	8200
7922 pt.	Other theatrical services.....	7901	8244	Business and secretarial schools.....	8200
7929 pt.	Dance groups and artists.....	7901	8249	Vocational schools, except vocational high schools, n.e.c.....	8200
7929 pt.	Symphony orchestras, opera companies, and chamber music organizations.....	7901	829	Schools and educational services, n.e.c.....	8200
7929 pt.	Other music and entertainment presentations.....	7901			
7932	Billiard and pool establishments.....	7902	83	SOCIAL SERVICES	
7933	Bowling alleys.....	7902	832	Individual and family social services.....	8300
7941 pt.	Baseball clubs.....	7902	833	Job training and vocational rehabilitation services.....	8300
7941 pt.	Football clubs.....	7902	835	Child day care services.....	8300
7941 pt.	Other professional sports clubs.....	7902	836	Residential care.....	8300
7941 pt.	Managers and promoters.....	7902	839	Social services, n.e.c.....	8300
7948 pt.	Auto racetrack operation.....	7902			
7948 pt.	Horse racetrack operation.....	7902	84	NONCOMMERCIAL MUSEUMS, ART GALLERIES, AND BOTANICAL AND ZOOLOGICAL GARDENS	
7948 pt.	Dog racetrack operation.....	7902	8411	Noncommercial museums and art galleries.....	7904
7948 pt.	Racing stables and racing, n.e.c.....	7902	8421	Noncommercial arboreta, botanical, and zoological gardens.....	7904
7992	Public golf courses.....	7905			
7993	Coin-operated amusement device operators.....	7905			
7996	Amusement parks.....	7902			
7997	Membership sports and recreation clubs.....	7903			
7999 pt.	Concession operators of amusement devices, rides... Carnivals and circuses.....	7905	86	SELECTED MEMBERSHIP ORGANIZATIONS	
7999 pt.	Fairs.....	7905	861	Business associations.....	8600
7999 pt.	Commercial museums, art galleries, and botanical and zoological gardens.....	7904	862	Professional membership organizations.....	8600
7999 pt.	Roller skating rinks.....	7905	864	Civic, social, and fraternal associations.....	8600
7999 pt.	Ice skating rinks.....	7905	869	Membership organizations, n.e.c.....	8600
7999 pt.	Other amusement and recreation services, n.e.c.....	7905			
80	HEALTH SERVICES, EXCEPT HOSPITALS		89	MISCELLANEOUS SERVICES	
801	Offices of physicians.....	8001	891 pt.	Architectural services.....	8901
802	Offices of dentists.....	8002	891 pt.	Engineering services.....	8901
803	Offices of osteopathic physicians.....	8001	891 pt.	Surveying services.....	8901
8041	Offices of chiropractors.....	8001	892	Noncommercial educational, scientific, and research organizations.....	7305
8042	Offices of optometrists.....	8001	893	Accounting, auditing, and bookkeeping services....	8902
8049	Offices of health practitioners, n.e.c.....	8001	899	Services, n.e.c.....	8902

APPENDIX D.

Standard Consolidated Statistical Areas and Standard Metropolitan Statistical Areas

[Titles and definitions shown for SCSA's and SMSA's are those established by the Office of Management and Budget, as of January 1982]

Standard Consolidated Statistical Areas


SCSA and definition
<p>Chicago-Gary-Kenosha, Ill.-Ind.-Wis.¹ Chicago, Ill., SMSA Gary-Hammond-East Chicago, Ind., SMSA Kenosha, Wis., SMSA¹</p>
<p>Cincinnati-Hamilton, Ohio-Ky.-Ind. Cincinnati, Ohio-Ky.-Ind., SMSA Hamilton-Middletown, Ohio, SMSA</p>
<p>Indianapolis-Anderson, Ind.² Anderson, Ind., SMSA Indianapolis, Ind., SMSA</p>

¹1977 title was Chicago-Gary, Ill.-Ind.; Kenosha, Wis., SMSA has been added.
²New SCSA since 1977 Economic Censuses.

Standard Metropolitan Statistical Areas

SMSA and definition	SMSA and definition
<p>Anderson, Ind. Madison County, Ind.</p>	<p>Indianapolis, Ind. Boone County, Ind. Hamilton County, Ind. Hancock County, Ind. Hendricks County, Ind. Johnson County, Ind. Marion County, Ind. Morgan County, Ind. Shelby County, Ind.</p>
<p>Bloomington, Ind. Monroe County, Ind.</p>	<p>Kokomo, Ind. Howard County, Ind. Tipton County, Ind.</p>
<p>Cincinnati, Ohio-Ky.-Ind. Dearborn County, Ind. Boone County, Ky. Campbell County, Ky. Kenton County, Ky. Clermont County, Ohio Hamilton County, Ohio Warren County, Ohio</p>	<p>Lafayette-West Lafayette, Ind. Tippecanoe County, Ind.</p>
<p>Elkhart, Ind.¹ Elkhart County, Ind.</p>	<p>Louisville, Ky.-Ind. Clark County, Ind. Floyd County, Ind. Bullitt County, Ky. Jefferson County, Ky. Oldham County, Ky.</p>
<p>Evansville, Ind.-Ky. Gibson County, Ind. Posey County, Ind. Vanderburgh County, Ind. Warrick County, Ind. Henderson County, Ky.</p>	<p>Muncie, Ind. Delaware County, Ind.</p>
<p>Fort Wayne, Ind. Adams County, Ind. Allen County, Ind. De Kalb County, Ind. Wells County, Ind.</p>	<p>South Bend, Ind. Marshall County, Ind. St. Joseph County, Ind.</p>
<p>Gary-Hammond-East Chicago, Ind. Lake County, Ind. Porter County, Ind.</p>	<p>Terre Haute, Ind. Clay County, Ind. Sullivan County, Ind. Vermillion County, Ind. Vigo County, Ind.</p>

¹New SMSA since 1977 Economic Censuses.



APPENDIX E.

Percent of Receipts/Revenue Based on Administrative Records and Estimation for the State: 1982

Table E-1. Firms Subject to Federal Income Tax

[Includes only establishments with payroll. For meaning of abbreviations and symbols, and for more information on reliability of data, see introductory text]

SIC code	Kind of business or operation	Percent of receipts†—		SIC code	Kind of business or operation	Percent of receipts†—	
		From administrative records¹	Estimated²			From administrative records¹	Estimated²
	Total	1	1	73	Business services—Con.		
70	Hotels, motels, and other lodging places	1	1	7394	Equipment rental and leasing services	1	1
				7394 pt.	Equipment rental	1	1
7011	Hotels, motor hotels, and motels	1	0	7394 pt.	Equipment leasing, except finance leasing	1	3
7011 pt.	Hotels	1	1	7394 pt.	Leasing and rental of heavy construction equipment without operators	1	0
7011 pt.	Hotels, 25 guestrooms or more	1	0	7394 pt.	Rental of heavy construction equipment with operators	0	3
7011 pt.	Hotels, less than 25 guestrooms	3	3				
7011 pt.	Motels, motor hotels, and tourist courts	1	0	Other 73	Other business services	1	1
7011 pt.	Motels, tourist courts	1	1	732	Credit reporting, collection agencies	1	0
7011 pt.	Motor hotels	1	0	732 pt.	Adjustment and collection agencies	1	1
				732 pt.	Mercantile reporting agencies	(D)	(D)
702, 3, 4	Other lodging places	1	3	732 pt.	Consumer credit reporting agencies	(D)	(D)
703	Trailer parks and camps	1	3				
7032	Sporting and recreational camps	0	1	7331	Direct mail advertising services	2	0
7033	Trailer parks and camp sites for transients	2	4				
702, 4	Rooming, boarding, and membership lodging	1	2	7332	Blueprinting and photocopying services	4	2
702	Rooming and boarding houses	1	2				
704	Organization hotels and lodging houses, on membership basis	0	2	7333	Commercial photography, art, and graphics	2	1
				7333 pt.	Commercial photography	1	0
72	Personal services	1	1	7333 pt.	Commercial art	1	2
				7333 pt.	Graphic arts and related design and commercial photography, n.e.c.	3	1
721	Laundry, cleaning, and garment services	1	0	7339	Stenographic services; and reproduction services, n.e.c.	3	1
7215	Coin-operated laundries and dry cleaning	1	1	736	Personnel supply services	0	0
7215 pt.	Coin-operated laundries and dry-cleaning stores	1	1	7361	Employment agencies	2	1
7215 pt.	Coin-operated laundry machine routes	0	0	7362	Help supply services	0	0
721 ex.	Other laundry, cleaning, and garment services	0	0	7362 pt.	Office help supply services	0	0
7215				7362 pt.	Help supply, except office workers	0	0
7211	Power laundries, family and commercial*	1	0	7369	Facilities management services	0	7
7216	Dry-cleaning plants, except rug cleaning*	1	0				
Other 721	Laundry and cleaning services, n.e.c.*	0	0	7391	Research and development laboratories	0	3
7212	Garment pressing and agents for laundries and dry cleaners	1	1	7397	Testing laboratories and facilities	1	0
7213	Linen supply*	0	1	7393	Detective agencies and protective services	0	0
7217	Carpet and upholstery cleaning	3	1	7393 pt.	Detective agencies and guard services	1	1
7218	Industrial laundries*	0	0	7393 pt.	Armored car services	(D)	(D)
7214, 9	Other laundry, garment services, including diaper*	1	0	7393 pt.	Burglar and fire alarm systems	(D)	(D)
7214	Diaper service*	1	0				
7219	Laundry and garment services, n.e.c.	2	0	7395	Photofinishing laboratories*	0	0
				7399 pt.	Sign painting shops	1	1
722	Photographic studios, portrait	0	0	7399 pt.	Interior designing	4	1
				7399 pt.	Telephone answering services	2	1
723, 4	Beauty and barber shops	2	1	735, 7396,	Other business services, n.e.c.	1	1
723	Beauty shops	2	1	7399 pt.			
724	Barber shops	2	1	735	News syndicates	0	7
				7396	Trading stamp services (sales offices)	(D)	(D)
725	Shoe repair, shoe shine, and hat-cleaning shops	1	0	7399 pt.	Water softening services	1	0
726	Funeral service and crematories	1	1	7399 pt.	Packaging and labeling services	0	0
				7399 pt.	Miscellaneous business services, n.e.c.	(D)	(D)
729	Miscellaneous personal services	1	2				
729 pt.	Reducing salons and health clubs, except resorts	0	5	75	Automotive repair, services, and garages	1	1
729 pt.	Tax preparation services	1	1	751	Automotive rental and leasing, without drivers	0	0
729 pt.	Other personal services, n.e.c.	1	1	7512 pt.	Passenger car rental, without drivers	0	0
				7512 pt.	Passenger car leasing, except finance leasing	0	1
73	Business services	1	1	7513 pt.	Truck rental, without drivers	0	0
				7513 pt.	Truck leasing, except finance leasing	0	0
731	Advertising	0	1	7519	Utility trailer and recreational vehicle rental	0	2
7311	Advertising agencies	0	2				
7312	Outdoor advertising services	0	0	752	Automobile parking	0	0
7313	Radio, TV, publishers' advertising representatives	0	1	7523	Parking lots	0	0
7319	Advertising, n.e.c.	4	0	7525	Parking structures	0	0
734	Services to dwellings and other buildings	2	1	753	Automotive repair shops	1	1
7341	Window cleaning	2	1	7538	General automotive repair shops	2	1
7342	Disinfecting and exterminating services	2	1	7538 pt.	General automotive repair shops, except diesel	2	1
7349	Cleaning and maintenance services, n.e.c.	2	2	7538 pt.	Diesel repair shops	1	0
				7531	Top and body repair shops	1	1
737	Computer and data processing services	0	0				
7372	Computer programming and other software services	0	0	7534, 5, 9	Other automotive repair shops	1	1
				7534	Tire retreading and repair shops	1	1
7374	Data processing services	0	1	7535	Paint shops	2	0
7374 pt.	Data processing services, except facilities management	0	1	7539 pt.	Auto electrical and fuel system services	2	0
7374 pt.	Computer facilities management	0	1	7539 pt.	Radiator repair	1	1
7379	Computer related services, n.e.c.	0	0	7539 pt.	Glass replacement and repair	0	0
				7539 pt.	Brake, front end, and wheel alignment	2	1
7392	Management, consulting, and public relations services	1	2	7539 pt.	Exhaust system services (muffler shops)	1	1
7392 pt.	Management and administrative services	0	2	7539 pt.	Transmission repair shops	1	0
7392 pt.	Public relations services	3	2	7539 pt.	Other automotive repair shops, n.e.c.	0	0
7392 pt.	Management consulting services	2	3	754	Automotive services, except repair	2	2
7392 pt.	Economic and sociological research	2	2	7542	Car washes	1	2
7392 pt.	Consulting services, n.e.c.	3	1	7549	Other automotive services	4	1

See footnotes at end of table.

Table E-1. Firms Subject to Federal Income Tax—Con.

[Includes only establishments with payroll. For meaning of abbreviations and symbols, and for more information on reliability of data, see introductory text]

SIC code	Kind of business or operation	Percent of receipts†—		SIC code	Kind of business or operation	Percent of receipts†—	
		From administrative records ¹	Estimated ²			From administrative records ¹	Estimated ²
76	Miscellaneous repair services -----	2	0	78, 79	Amusement and recreation services, including motion pictures—Con.		
762	Electrical and electronic repair shops -----	2	1	79 ex. 792,	Commercial sports and other amusement and recreation services—Con.		
7622	Radio and TV repair shops -----	2	1	3	Other amusement and recreation services -----	2	1
7623, 9	Other electrical and electronic repair shops -----	1	1	79 ex. 792,			
7623	Refrigeration and air-conditioning repair shops -----	1	3	3, 4	Dance halls, studios, and schools -----	1	1
7629	Electrical and electronic repair shops, n.e.c. -----	1	0	791	Public dance halls or ballrooms -----	(D)	(D)
				791 pt.	Dance schools, including children's and professionals' -----	(D)	(D)
764	Reupholstery and furniture repair -----	3	2	791 pt.			
				7992	Public golf courses -----	1	1
				7993	Coin-operated amusement device operators -----	1	1
				7996	Amusement parks -----	0	0
				7997	Membership sports and recreation clubs -----	2	1
763, 9	Other repair shops and related services -----	1	0	7999	Amusement and recreation services, n.e.c. -----	2	1
763	Watch, clock, and jewelry repair -----	2	1	7999 pt.	Concession operators of amusement devices, rides -----	4	0
769	Miscellaneous repair and related services -----	1	0	7999 pt.	Carnivals, circuses, and fairs -----	0	0
7692	Welding repair -----	4	1	7999 pt.	Carnivals and circuses -----	0	0
7694	Armature rewinding shops -----	0	0	7999 pt.	Fairs -----	1	0
7699	Repair shops and related services, n.e.c. -----	2	0	7999 pt.	Other commercial recreation and amusements -----	2	2
7699 pt.	Farm machinery and equipment repair shops -----	8	0	7999 pt.	Commercial museums, art galleries, and botanical and zoological gardens -----	(D)	(D)
7699 pt.	Lawnmower, saw, knife, tool sharpening and repair -----	3	1	7999 pt.	Roller skating rinks -----	0	0
7699 pt.	Sewer and septic tank cleaning services -----	2	1	7999 pt.	Ice skating rinks -----	(D)	(D)
7699 pt.	Other repair and related services, n.e.c. -----	1	0	7999 pt.	Other amusement and recreation services, n.e.c. -----	3	2
78, 79	Amusement and recreation services, including motion pictures -----	1	1	80, ex. 806	Health services, except hospitals -----	1	1
				801	Offices of physicians -----	1	1
781, 2	Motion picture production, distribution, and services -----	0	2	802	Offices of dentists -----	1	0
7813	Motion picture production, except for TV -----	0	1	803	Offices of osteopathic physicians -----	1	1
7814	Motion picture, tape production for TV -----	1	0	804, 1	Offices of chiropractors -----	1	1
7819	Services allied to motion picture production -----	(D)	(D)	8042	Offices of optometrists -----	1	1
7823	Motion picture film exchanges -----	0	4	805	Nursing and personal care facilities -----	0	1
7824	Film or tape distribution for TV -----	(D)	(D)	8051	Skilled nursing care facilities -----	0	0
7829	Services allied to motion picture distribution -----	(D)	(D)	8059	Nursing and personal care facilities, n.e.c. -----	1	2
				8049, 807,	Other health services -----	1	1
				8, 9			
783	Motion picture theaters -----	0	0	807	Medical and dental laboratories -----	1	0
7832	Motion picture theaters, except drive-in -----	0	0	8071	Medical laboratories -----	1	0
7833	Drive-in motion picture theaters -----	0	1	8072	Dental laboratories -----	1	0
				8049, 808,	Other health services, n.e.c. -----	1	1
				9			
792	Producers, orchestras, and entertainers -----	0	0	8049	Offices of health practitioners, n.e.c. -----	1	1
7922	Theatrical producers (except motion picture) and miscellaneous theatrical services -----	0	0	808	Outpatient care facilities -----	2	2
7922 pt.	Producers of live theatrical productions -----	0	0	809	Health and allied services, n.e.c. -----	0	0
7922 pt.	Producers of radio and TV shows, except tape -----	(D)	(D)	81	Legal services -----	2	1
7922 pt.	Artists' and entertainers' managers or agents, concert bureaus, booking agents -----	(D)	(D)	823, 4, 9	Selected educational services -----	1	0
7922 pt.	Other theatrical services -----	0	0	823	Libraries and information centers -----	(D)	(D)
7929	Bands, orchestras, actors, and other entertainers and entertainment groups -----	0	1	824	Correspondence schools and vocational schools -----	0	0
7929 pt.	Dance groups and artists -----	5	3	8241	Correspondence schools -----	(D)	(D)
7929 pt.	Symphony orchestras, opera companies, and chamber music organizations -----	(D)	(D)	8243	Data processing schools -----	(D)	(D)
7929 pt.	Other music and entertainment presentations -----	(D)	(D)	8244	Business and secretarial schools -----	1	1
				8249	Vocational schools, except vocational high schools, n.e.c. -----	0	0
				829	Schools and educational services, n.e.c. -----	(D)	(D)
793	Bowling alleys and billiards and pool establishments -----	1	1	891	Engineering, architectural, and surveying services -----	1	1
7932	Billiard and pool establishments -----	1	2	891 pt.	Architectural services -----	0	1
7933	Bowling alleys -----	1	1	891 pt.	Engineering services -----	1	0
				891 pt.	Surveying services -----	1	1
79 ex. 792,	Commercial sports and other amusement and recreation services -----	1	2	893	Accounting, auditing, and bookkeeping services -----	1	1
3	Commercial sports -----	0	5	83, 892, 9	Social and other services -----	1	2
794	Professional sports clubs, managers, promoters -----	0	0	83	Social services -----	1	2
7941 pt.	Baseball clubs -----	(D)	(D)	835	Child day care services -----	2	1
7941 pt.	Football clubs -----	0	0	832, 3, 6, 9	Other social services -----	0	2
7941 pt.	Other professional sports clubs -----	(D)	(D)	832	Individual and family social services -----	1	3
7941 pt.	Managers and promoters -----	0	0	833	Job training and vocational rehabilitation services -----	0	0
7948	Racing, including track operation -----	0	6	836	Residential care -----	0	3
7948 pt.	Auto race track operation -----	0	8	839	Social services, n.e.c. -----	2	2
7948 pt.	Horse race track operation -----	0	0	892, 9	Other services -----	1	2
7948 pt.	Dog race track operation -----	0	0	892	Noncommercial educational, scientific, and research organizations -----	(D)	(D)
7948 pt.	Racing stables and racing, n.e.c. -----	1	2	899	Services, n.e.c. -----	(D)	(D)

† Coverage symbols: 0—Less than 10 percent; 1—10 to 19 percent; 2—20 to 29 percent; 3—30 to 39 percent; 4—40 to 49 percent; 5—50 to 59 percent; 6—60 to 69 percent; 7—70 to 79 percent; 8—80 to 89 percent; 9—90 percent or more.

¹Includes receipts information obtained from administrative records of other Federal agencies.

²Includes receipts information which was imputed based on historic company ratios or administrative records, or on industry averages.

Table E-2. Firms Exempt From Federal Income Tax

[Includes only establishments with payroll. For meaning of abbreviations and symbols, and for more information on reliability of data, see introductory text]

SIC code	Kind of business or operation	Percent of revenue†—		SIC code	Kind of business or operation	Percent of revenue†—	
		From administrative records ¹	Estimated ²			From administrative records ¹	Estimated ²
	Total	1	1	805, 8, 9	Selected health services	0	1
7011 pt., 7032, 704	Hotels, camps, and membership lodging	1	1	805	Nursing and personal care facilities	0	0
				8051	Skilled nursing care facilities	0	1
				8059	Nursing and personal care facilities, n.e.c.	0	0
7011 pt. 7032	Hotels	2	2	808	Outpatient care facilities	0	1
704	Sporting and recreational camps	0	0	809	Health and allied services, n.e.c.	0	0
	Organization hotels and lodging houses, on membership basis	1	1	81	Legal aid societies and similar legal services	0	0
7391, 2, 7	Research, testing, and consulting services	0	1	823, 4, 9	Selected educational services	0	0
7391	Research and development laboratories	0	1	823	Libraries and information centers	0	0
7392	Management, consulting, and public relations services	(D)	(D)	824	Correspondence schools and vocational schools ...	0	0
7397	Testing laboratories and facilities	(D)	(D)	8241, 9	Correspondence and vocational schools, except vocational high schools, n.e.c.	0	0
				8243, 4	Data processing, business, and secretarial schools	0	0
792, 7997, 7999 pt., 84	Selected amusement, recreation, and related services	1	0	829	Schools and educational services, n.e.c.	0	0
				83	Social services	0	1
792	Producers, orchestras, and entertainers	4	0	835	Child day care services	0	2
7922	Theatrical producers (except motion picture) and miscellaneous theatrical services	0	0	832, 3, 6, 9	Other social services	0	1
7929	Bands, orchestras, actors, and other entertainers and entertainment groups	6	0	832	Individual and family social services	0	1
				833	Job training and vocational rehabilitation services ..	0	0
				836	Residential care	0	0
7999 pt., 84	Museums, art galleries, and botanical and zoological gardens	0	0	839	Social services, n.e.c.	0	1
7999 pt.	Commercial museums, art galleries, and botanical and zoological gardens	0	0	861, 2, 4, 9	Selected membership organizations	1	1
84	Noncommercial museums, art galleries, and botanical and zoological gardens	0	0	861	Business associations	1	0
8411	Noncommercial museums and art galleries	(D)	(D)	864	Civic, social, and fraternal associations	1	1
8421	Noncommercial arboreta, botanical and zoological gardens	(D)	(D)	862, 9	Other membership organizations	1	2
				862	Professional membership organizations	2	2
				869	Membership organizations, n.e.c.	1	2
7997	Membership sports and recreation clubs	1	0	892	Noncommercial educational, scientific, and research organizations	0	0
7999 pt.	Fairs	0	0				

† Coverage symbols: 0—Less than 10 percent; 1—10 to 19 percent; 2—20 to 29 percent; 3—30 to 39 percent; 4—40 to 49 percent; 5—50 to 59 percent; 6—60 to 69 percent; 7—70 to 79 percent; 8—80 to 89 percent; 9—90 percent or more.

¹Includes revenue information obtained from administrative records of other Federal agencies.

²Includes revenue information which was imputed based on historic company ratios or administrative records, or on industry averages.

1875

APPENDIX F. Geographic Notes

Marion County contains the consolidated government of Indianapolis, plus four independent municipalities: Beech Grove, Lawrence, Southport, and Speedway. Thirteen of the fourteen semi-independent municipalities are not populous enough for separate tabulation; however, Cumberland (partially in Hancock County) is being tabulated separately.

Albany is in Delaware and Randolph Counties.

Batesville is in Franklin and Ripley Counties.

Cumberland is in Hancock and Marion Counties.

Dunkirk is in Blackford and Jay Counties.

Edinburgh is in Bartholomew and Johnson Counties. Its name was changed from Edinburg in September 1978.

Elwood is in Madison and Tipton Counties.

Lake Station was renamed from East Gary in February 1977.

Nappanee is in Elkhart and Kosciusko Counties.

LIBRARY
UNIVERSITY OF TORONTO

1950
1951
1952
1953
1954
1955
1956
1957
1958
1959
1960

TEAR HERE

REFERENCE MATERIALS • ORDER FORMS • PUBLICATION CORRECTIONS

Please send me the items marked (X) below.

Corrections (if there are any) for this publication — **Service Industries, Indiana, SC82-A-15**

If you purchase several different reports from the 1982 Economic Censuses, you should complete this form from each of the reports and return it to the address shown below to receive publication corrections. However, you should complete the following on **only** one of the forms.

Guide to the 1982 Economic Censuses and Related Statistics

Monthly Product Announcement — A monthly notice of all products released by the Census Bureau during the previous month — useful primarily to persons who plan to purchase publications, tapes, etc., in the future.

Publication announcements and order forms — *Mark (X) subjects in which you are interested.*


- | | | |
|--|--|---|
| <input type="checkbox"/> Retail Trade | <input type="checkbox"/> Economic Censuses of Outlying Areas (Puerto Rico, Guam, Virgin Islands, and Northern Mariana Islands) | <input type="checkbox"/> Governments |
| <input type="checkbox"/> Wholesale Trade | <input type="checkbox"/> Enterprise Statistics | <input type="checkbox"/> Foreign Trade |
| <input type="checkbox"/> Service Industries | <input type="checkbox"/> Minority- and Women-Owned Businesses | <input type="checkbox"/> Population |
| <input type="checkbox"/> Construction Industries | <input type="checkbox"/> Agriculture | <input type="checkbox"/> Housing |
| <input type="checkbox"/> Manufacturing | <input type="checkbox"/> County Business Patterns | <input type="checkbox"/> International Statistics |
| <input type="checkbox"/> Mineral Industries | <input type="checkbox"/> Quarterly Financial Report | <input type="checkbox"/> Geography |
| <input type="checkbox"/> Transportation | | <input type="checkbox"/> Guides, Catalogs, etc. |

Name		
Organization		
Address/PO Box		
City	State	ZIP Code

Mail completed form to,

**Customer Services
DUSD
Bureau of the Census
Washington, D.C. 20233**

TEAR HERE



MONTHLY PRODUCT ANNOUNCEMENT

A way to know about
new products from the
BUREAU OF THE CENSUS


The Monthly Product Announcement is a free list describing all Census Bureau products that become available each month. Included are order forms for requesting materials from the Census and the U.S. Government Printing Office.

Computer Tape Files

Microfiche

Printed Maps

Publications



Subscribe to the Monthly Product Announcement. Complete the coupon below. No charge.

Name

Organization

Street Address/PO Box

Place, State, and ZIP Code

Mail to:

Data User Services Division
Customer Services (Publications)
Bureau of the Census
Washington, D.C. 20233

THE UNIVERSITY OF CHICAGO
LIBRARY



C
U
C
F
E
t
F
G
w
S
s
p
S
w
k
w
v
b
c
p
S
b
e
r
r
e
i
n
1
h
m
o
g
E
e
c
e
s
p
n
f

PUBLICATION PROGRAM

1982 CENSUS OF SERVICE INDUSTRIES

Publications of the 1982 Census of Service Industries, containing data on service industries establishments in the United States, are described below. Publications order forms for specific reports may be obtained from any Department of Commerce district office or from Data User Services Division, Customer Services (Publications), Bureau of the Census, Washington, D.C. 20233. The first results were issued in preliminary reports. Final detailed statistics are issued in separate paper-bound reports, which subsequently are assembled and reissued in cloth-bound volumes.

Final Reports

Geographic area series—52 reports (SC82-A-1 to -52)

A separate paperbound report is being published for establishments with payroll for each State, the District of Columbia, and the United States. Each report presents general statistics for establishments of firms subject to Federal income tax, on number of establishments, receipts, payroll, and employment, by varied service classifications, for the United States, States, the District of Columbia, SMSA's, counties, and places with 300 service establishments or more, by kind of business. Greater kind-of-business detail is shown for larger areas. In addition, for places with 2,500 inhabitants or more and for all counties, statistics are provided on number of establishments and receipts for five major kind-of-business groups. For establishments of firms exempt from Federal income tax, statistics are presented on number of establishments, revenue, payroll, and employment by varied service classifications, for the United States, States, the District of Columbia, and SMSA's. Greater kind-of-business detail is shown for larger areas. For each State, the District of Columbia, and the United States, 1982 data are provided on receipts/revenue and employees per establishment, and on receipts/revenue and payroll per employee. Comparative statistics showing percent changes in receipts/expenses and payroll between 1977 and 1982 also are shown.

Industry series—5 reports (SC82-I-1 to -5)

The first report (SC82-I-1) presents data based on size of establishment, size of company or firm (firm size is based on all establishments operated by a firm within the same kind of business or kind-of-business group for which data are presented), and legal form of organization. Establishment statistics are presented by receipts/revenue size and by employment size; statistics for firms, by receipts/revenue size (including concentration by largest firms), by employment size, and by number of establishments operated (single units and multiunits). Statistics are presented for establishments with payroll by kind of business on the number of establishments, receipts/revenue, payroll, and employment for the United States.

A report (SC82-I-2) on capital expenditures, depreciable assets and operating expenses presents data for firms with payroll for the United States by major kinds of business. Operating expenses include annual payroll, supplemental labor costs, purchased services, etc. Receipts data also are provided.

Three other reports (SC82-I-3 to -5) contain data for hotels, motels and other lodging places; the motion picture industry; and other miscellaneous subjects. Data are presented for the United States as a whole and, where feasible, for States and SMSA's.

Final Report Volumes

- Volume I. 1982 Census of Service Industries—Summary and Industry Statistics. Includes data previously issued in series SC82-I-1.
- Volume II. 1982 Census of Service Industries—Geographic Area Statistics. Includes data previously issued in series SC82-A.

Microfiche

Every final report in the 1982 Census of Service Industries also will be available on microfiche.

Public-Use Computer Tapes

Selected data—detailed information by geographic area—also are available on public-use computer tapes. For the selected data, these tapes will provide the same information found in the final reports. Public-use computer tapes are available for users who wish to summarize, rearrange, or process large amounts of data. These tapes, with corresponding technical documentation, are sold by Data User Services Division, Customer Services (Tapes), Bureau of the Census, Washington D.C. 20233.

OTHER ECONOMIC CENSUS REPORTS

Data on retail trade, wholesale trade, construction industries, manufactures, mineral industries, transportation, enterprise statistics, minority-owned business enterprises, and women-owned businesses also are available from the 1982 Economic Censuses. A separate series of reports covers the censuses of outlying areas—Puerto Rico, Virgin Islands and the United States, Guam, and the Northern Marianas. Separate announcements describing these reports are available free of charge from Data User Services Division, Customer Services (Publications), Bureau of the Census, Washington, D.C. 20233.

Superintendent of Documents
U.S. Government Printing Office
Washington, D.C. 20402



POSTAGE AND FEES PAID
U.S. DEPARTMENT OF COMMERCE
COM-202

Official Business
Penalty for Private Use, \$300

Special Fourth-Class
Rate—Book

