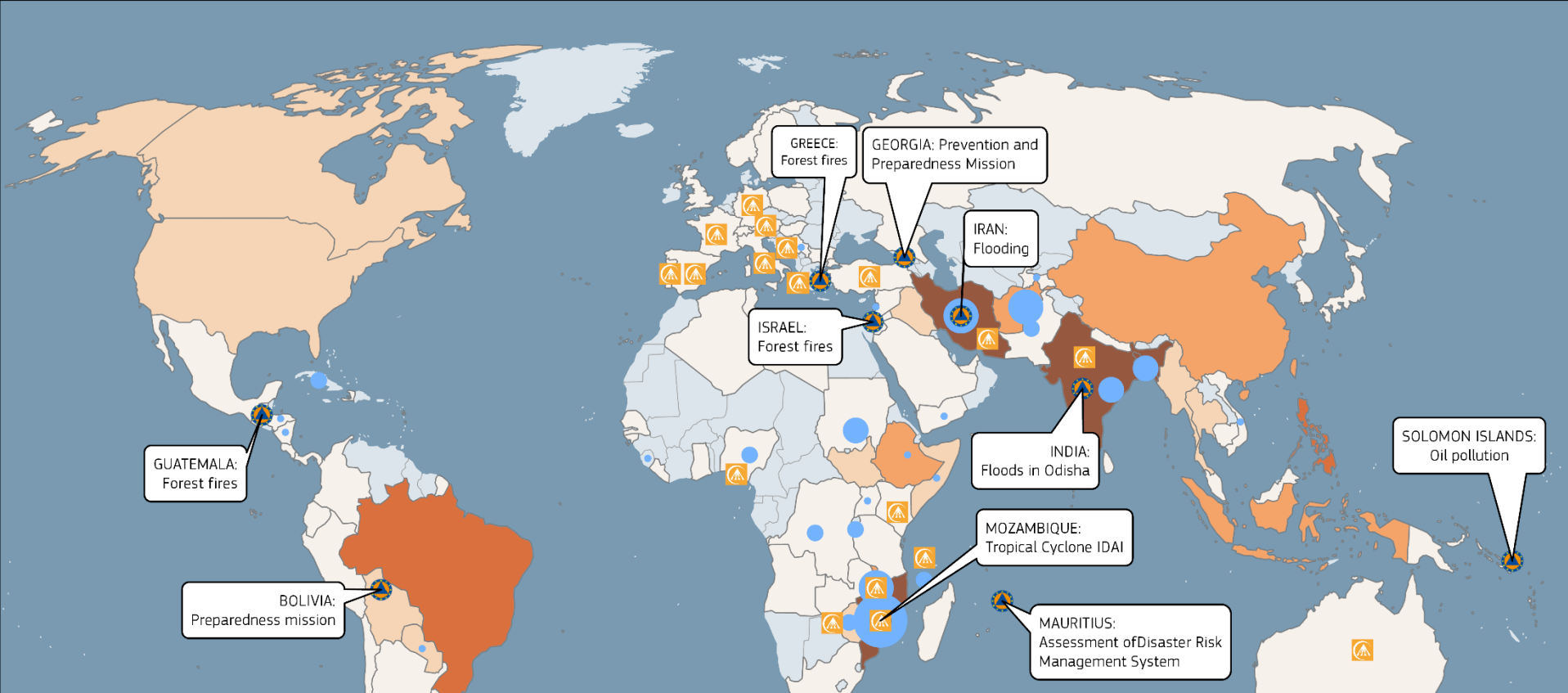











Disaster-triggered IDPs (Jan-Jul 2019) and DG ECHO emergency response



Top 10 countries with most IDPs triggered by disaster (Jan – Jul 2019)¹

Rank	Country	IDPs triggered by disaster	Emergency toolbox ² funding (EUR)	UCPM / copernicus activation
1	India	2,200,000	900,000	 
2	Bangladesh	1,700,000	800,000	
3	Mozambique	502,000	3,350,000	 
4	Iran	501,000	1,200,000	 
5	Philippines	484,000	1,490,000	
6	Brazil	253,000		
7	Ethiopia	233,000	160,000	
8	China	120,000		
9	Malawi	119,000	1,100,000	 
10	Indonesia	111,000	1,490,000	

¹ Source IDMC: [Mid-year figures 2019](#)

² The [Emergency toolbox](#) consists of four tools: acute large emergency response tool (ALERT); small-scale tool; epidemics tool and support to IFRC's disaster relief emergency fund (DREF).

