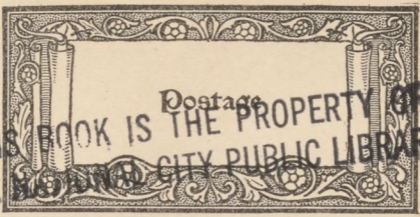


1912

OL 100

THIS BOOK IS THE PROPERTY OF THE HOUSTON CITY PUBLIC LIBRARY



CLASSIFICATION	DOMESTIC	FOREIGN
Letters	2¢ per oz.	5c. first oz.*†
Postal Cards	1c. each	2c. each
Newspapers, Magazines, Periodicals.....	1c., 4 OZS.	1c., 2 OZS.
Printed Books, Photos, Circulars, etc.....	1c., 2 OZS.	1c., 2 OZS.
Merchandise	1c. per oz. §	Samples 2c., 4 OZS. †

Registry fee, 10 cents in addition to postage, Domestic or Foreign.

- *Each additional ounce or fraction 3 cents.
- †Great Britain and Ireland; Newfoundland, and to Germany direct, 2 cents per ounce.
- ‡Each additional 2 ounces 1 cent.
- §SEEDS, BULBS, ETC.—The rate on seeds, bulbs, etc., is 1c. for 2 ounces.

DOMESTIC: SPECIAL DELIVERY.—A special delivery stamp or ten cents' worth of ordinary stamps and the words "Special Delivery" marked on the envelope or wrapper, in addition to the regular postage secures the immediate delivery of any piece of mail matter within one mile of any U. S. post office.

REFORWARDING.—First-class matter (letters, postal cards, etc.) will be forwarded without extra postage. Other matter requires a new prepayment of postage.

DOMESTIC MONEY-ORDER FEES.—For Orders from \$0.01 to \$2.50, 3c.; \$2.51 to \$5, 5c.; \$5.01 to \$10, 8c.; \$10.01 to \$20, 10c.; \$20.01 to \$30, 12c.; \$30.01 to \$40, 15c.; \$40.01 to \$50, 18c.; \$50.01 to \$60, 20c.; \$60.01 to \$75, 25c.; \$75.01 to \$100, 30c.

FOREIGN: COMMERCIAL PAPERS.—The rate on Commercial papers is 5c. for first ten ounces or less, and each additional 2 ounces 1c. Unsealed.

REPLY COUPONS.—An International Reply Coupon may be purchased for 6c. which upon presentation in countries that have entered into the agreement will entitle the person presenting it to receive without charge a postage stamp of that country equivalent in value to a 5c. U. S. postage stamp.

MONEY-ORDERS.—The money-order rates to some foreign countries are lower than those given below; enquire of postmaster for information.

INTERNATIONAL OR FOREIGN MONEY-ORDER FEES.—\$0.01 to \$10, 10c.; \$10.01 to \$20, 20c. etc. to \$100, \$1.00.

Subject to change after going to press.

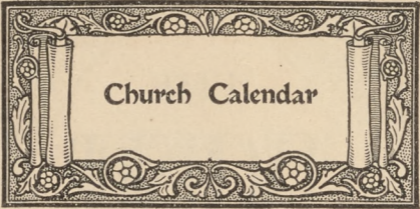
THE
EXCEL
DIAR

191



THE
EXCELSIOR
DIARY

1912



Church Calendar

1912

JANUARY

- 1 Circumcision.
- 7 i Sunday after Epiphany.
- 14 ii " " "
- 21 iii " " "
- 25 Conversion of St. Paul.
- 28 iv Sun. after Epiphany.

FEBRUARY

- 2 Purification B. V. M.
- 4 Septuagesima.
- 11 Sexagesima.
- 18 Quinquagesima.
- 20 Shrove Tuesday.
- 21 Ash Wednesday.
- 25 { i Sunday in Lent.
- { Quadragesima.

MARCH

- 3 ii Sunday in Lent.
- 10 iii " " "
- 17 iv " " "(Mid-Lent)
- 24 v " " "
- 31 Palm Sunday.

APRIL

- 5 Good Friday.
- 7 Easter.
- 14 { i Sunday after Easter.
- { Low Sunday.
- 25 St. Mark's Day.

MAY

- 1 St. Philip and St. James.
- 12 Rogation Sunday.
- 16 Ascension Day.
- 26 Whitsunday.

JUNE

- 2 Trinity Sunday.
- 9 i Sunday after Trinity.
- 11 St. Barnabas.
- 16 ii Sunday after Trinity.
- 23 iii " " "
- 24 St. John Baptist.
- 30 iv Sunday after Trinity.

JULY

- 7 v Sunday after Trinity.
- 14 vi " " "
- 21 vii " " "
- 25 St. James.
- 28 viii Sunday after Trinity.

AUGUST

- 4 ix Sunday after Trinity.
- 6 Transfiguration.
- 11 x Sunday after Trinity.
- 18 xi " " "
- 24 St. Bartholomew.
- 25 xii Sunday after Trinity.

SEPTEMBER

- 1 xiii Sunday after Trinity.
- 8 xiv " " "
- 15 xv " " "
- 21 St. Matthew.
- 22 xvi Sunday after Trinity.
- 29 xvii " " "

OCTOBER

- 6 xviii Sunday after Trinity
- 13 xix " " "
- 18 St. Luke.
- 20 xx Sunday after Trinity.
- 27 xxi " " "
- 28 St. Simon and St. Jude.

NOVEMBER

- 3 xxii Sunday after Trinity.
- 10 xxiii " " "
- 17 xxiv " " "
- 24 Sunday before Advent.
- 28 Thanksgiving.
- 30 St. Andrew's Day.

DECEMBER

- 1 Advent Sunday.
- 8 ii Sunday in Advent.
- 15 iii Sunday in Advent.
- 21 St. Thomas.
- 22 iv Sunday in Advent.
- 25 Christmas.
- 26 St. Stephen.
- 27 St. John Evangelist.
- 28 Holy Innocents.

They will be
I. Period of the
II. Central
rise more or less
etc. Eastern and
from near Penn
Mount to Winsto
L. through A
will be wholy
western limb.
ing at 7:45 a.
III. Partial
eclipse begins
small; invisib
United States
apparent
most of the
on. Begins Ch
IV. Total of
as a very sma
the Gulf State
Throughout
eclipse will b
extremely sm
PLANET
MERITARY
star setting
Sept. 19-24
about 10. 10
FESTIV
the yr.
as an eve
Mass, not
at its beginn
and eve sky
to invisibility
JUPITER, BR
MARS, BR
CRANST, BR
MERCURY, BR
CH

Eclipses

1912

There will be four eclipses in 1912, two of the Sun, and two of the Moon, as follows :

I. Partial of the Moon April 1, invisible in the U. S.

II. Central and total of the Sun April 17. The Sun will rise more or less eclipsed throughout most of the Southern, Eastern and Middle States; invisible west of a line from near Pensacola, Fla., through Memphis and Des Moines to Winnipeg. East of a line from near Sag Harbor, L. I., through Albany, N. Y., to Clayton, N. Y., the eclipse will be wholly visible, but small and on the Sun's southern limb. Beginning at Boston at 5:30 mo. and ending at 7:01 mo., ends New York City 6:32 a. m.

III. Partial of the Moon Sept. 26. Moon setting as the eclipse begins at Washington, D. C. The eclipse will be small; invisible in the extreme Eastern portions of the United States. Size of eclipse, 1.46 digits, the Moon's apparent diameter being taken as 12 digits. Throughout most of the U. S. the Moon will set with the eclipse still on. Begins, Cent. Stand. Time, 5:03 morn.

IV. Total of the Sun Oct. 10. Visible in the U. S. only as a very small eclipse on the Sun's southern limb. In the Gulf States the Sun will rise with the eclipse on. Throughout most of N. and S. Carolina the whole of the eclipse will be visible just after sunrise, but it will be extremely small—scarcely more than a contact of limbs.

PLANETS BRIGHTEST AND INVISIBLE.

MERCURY, brightest March 16-24 and Nov. 20-27; as eve. star setting about 1 h. 15 m. after the Sun. Also Jan. 6-12, Sept. 12-18, and Dec. 27-Jan. 5, (13) as a morn. star, rising about 1h. 15m. before the Sun. Invisible at all other times.

VENUS, not brightest this year, but will be brightest of the yr. at its beginning as a morn. star and at the end as an eve. star, being invisible July 5.

MARS, not brightest this yr. but brightest of the yr. at its beginning, when he will shine in both the morn. and eve. sky; after March 4 only visible in eve. and fading to invisibility Nov. 4, and after that a morn. star.

JUPITER, brightest June 1, all night; invisible Dec. 19.

SATURN, brightest Nov. 23, all night; invisible May 14.

URANUS, brightest July 24, all night; invisible Jan. 20.

NEPTUNE, brightest Jan. 13, all night; invisible July 16.

CHRONOLOGICAL CYCLES.

Dominical Letters GF Epact-Moon's Age, Ja. 1 11 Lunar Cycle (GoldenNo.) 13 Solar Cycle 17	Roman Indication 10 Dionysian Period 241 Julian Period 6025 Jewish Lunar Cycle ... 10
--	--

Mohammedan Era, Year 1331 begins December 11.

Jewish Era, Year 5673 begins at Sunset, September 11.

January 1912

MOON'S PHASES.	East. Time	Cent. Time	W'st. Time
Full Moon 4 D.	8 H. 30 M.	7 H. 30 M.	6 H. 30 M.
Last Quarter ...11 D.	2 H. 43 M.	1 H. 43 M.	0 H. 43 M.
New Moon19 D.	6 H. 10 M.	5 H. 10 M.	4 H. 10 M.
First Quarter ...27 D.	3 H. 51 M.	2 H. 51 M.	1 H. 51 M.

New-York City, Phil.
Conn., New Jersey,
Penn., O., Ind., and Ill

MEAN TIME.			Stan. Time.	D. OF MONTH.	D. OF WEEK.	MEAN TIME.			Stan. Time.
Sun	Sun	Moon	H. W.			Sun	Sun	Moon	H. W.
rises	sets	s. & R.	N. Y.				Bos'n		
			Gov't.				N. Yd		
7 25	4 43	4 4	4 42	1	Mo.	7 30	4 38	4 9	8 0
7 25	4 44	5 23	5 38	2	Tu.	7 30	4 39	5 29	8 54
7 25	4 45	6 38	6 33	3	We.	7 30	4 40	6 44	9 50
7 25	4 46	rises	7 26	4	Th.	7 30	4 41	rises	10 44
7 25	4 47	6 11	8 18	5	Fr.	7 30	4 42	6 5	11 37
7 25	4 48	7 29	9 11	6	Sat.	7 29	4 43	7 25	Ev. 30
7 25	4 49	8 46	10 4	7	S.	7 29	4 44	8 43	1 23
7 24	4 50	9 58	10 58	8	Mo.	7 29	4 45	9 57	2 17
7 24	4 51	11 6	11 55	9	Tu.	7 29	4 46	11 6	3 12
7 24	4 52	morn	Ev. 57	10	We.	7 29	4 47	morn	4 9
7 24	4 53	12	2 1	11	Th.	7 29	4 48	14	5 8
7 23	4 54	1 17	3 9	12	Fri.	7 28	4 50	1 20	6 9
7 23	4 55	2 22	4 17	13	Sat.	7 28	4 51	2 26	7 12
7 23	4 56	3 26	5 18	14	S.	7 28	4 52	3 31	8 13
7 22	4 57	4 29	6 10	15	Mo.	7 27	4 53	4 36	9 9
7 22	4 59	5 31	6 32	16	Tu.	7 27	4 54	5 38	9 59
7 21	5 0	6 26	7 26	17	We.	7 26	4 55	6 33	10 40
7 21	5 1	7 12	7 54	18	Th.	7 26	4 56	7 20	11 18
7 21	5 2	sets	8 18	19	Fri.	7 25	4 58	sets	11 52
7 20	5 3	6 12	8 42	20	Sat.	7 24	4 59	6 8	morn
7 19	5 4	7 15	9 10	21	S.	7 24	5 0	7 12	20
7 18	5 5	8 19	9 47	22	Mo.	7 23	5 1	8 17	1 0
7 17	5 7	9 22	10 28	23	Tu.	7 22	5 3	9 21	1 35
7 17	5 8	10 24	11 13	24	We.	7 22	5 4	10 24	2 16
7 16	5 9	11 28	morn	25	Th.	7 21	5 5	11 29	2 59
7 16	5 10	morn	4	26	Fri.	7 20	5 6	morn	3 45
7 15	5 11	35	1 0	27	Sat.	7 19	5 8	38	4 36
7 14	5 13	1 46	2 3	28	S.	7 18	5 9	1 50	5 32
7 13	5 14	2 57	3 12	29	Mo.	7 17	5 10	3 2	6 32
7 12	5 15	4 13	4 20	30	Tu.	7 16	5 12	4 20	7 33
7 12	5 16	5 24	5 23	31	We.	7 15	5 13	5 31	8 34

Boston, New England
New-York, Mich., Wis.
Iowa and Oregon.

MEAN TIME.			Stan. Time.	D. OF MONTH.	D. OF WEEK.	MEAN TIME.			Stan. Time.
Sun	Sun	Moon	H. W.			Sun	Sun	Moon	H. W.
rises	sets	s. & R.	Bos'n				N. Yd		
7 30	4 38	4 9	8 0						
7 30	4 39	5 29	8 54						
7 30	4 40	6 44	9 50						
7 30	4 41	rises	10 44						
7 30	4 42	6 5	11 37						
7 29	4 43	7 25	Ev. 30						
7 29	4 44	8 43	1 23						
7 29	4 45	9 57	2 17						
7 29	4 46	11 6	3 12						
7 29	4 47	morn	4 9						
7 29	4 48	14	5 8						
7 28	4 50	1 20	6 9						
7 28	4 51	2 26	7 12						
7 28	4 52	3 31	8 13						
7 27	4 53	4 36	9 9						
7 27	4 54	5 38	9 59						
7 26	4 55	6 33	10 40						
7 26	4 56	7 20	11 18						
7 25	4 58	sets	11 52						
7 24	4 59	6 8	morn						
7 24	5 0	7 12	20						
7 23	5 1	8 17	1 0						
7 22	5 3	9 21	1 35						
7 22	5 4	10 24	2 16						
7 21	5 5	11 29	2 59						
7 20	5 6	morn	3 45						
7 19	5 8	38	4 36						
7 18	5 9	1 50	5 32						
7 17	5 10	3 2	6 32						
7 16	5 12	4 20	7 33						
7 15	5 13	5 31	8 34						

Heavy figures 12 noon to 12 midnight 1-12

February 1912

MOON'S PHASES.	East.Time	Cent.Time	Ws't Time
Full Moon 2D.	6 H. 58 M.	5 H. 58 M.	4 H. 58 M.
Last Quarter.... 4D.	7 H. 51 M.	6 H. 51 M.	5 H. 51 M.
New Moon 17D.	0 H. 44 (18)	11 H. 44 M.	10 H. 44 M.
First Quarter.... 25D.	2 H. 27 M	1 H. 27 M.	0 H. 27 M.

New-York City, Phil.
Conn., New Jersey,
Penn., O., Ind., and Ill

Boston, New England
New-York, Mich., Wis.
Iowa and Oregon.

MEAN TIME				Stan. Time.	D. OF MONTH.	D. OF WEEK.	MEAN TIME.			Stan. Time.
Sun rises	Sun sets	Moon S. & R.	H. W. N. Y. GOV. I.	Sun rises			Sun sets	Moon S. & R.	H. W. Bos'n N. Yd	
7 11	5 18	6 26	6 21	1	Th.	7 14	5 14	6 32	9 53	
7 10	5 19	rises	7 17	2	Fri.	7 13	5 15	rises	10 30	
7 9	5 20	6 18	8 9	3	Sat.	7 12	5 16	6 15	11 24	
7 7	5 21	7 34	8 58	4	S.	7 11	5 18	7 32	Ev. 16	
7 6	5 22	8 37	9 48	5	Mo.	7 10	5 19	8 37	1 7	
7 5	5 23	9 56	10 38	6	Tu.	7 9	5 21	9 57	1 58	
7 4	5 25	11 4	11 28	7	We.	7 8	5 22	11 6	2 49	
7 3	5 26	morn	Ev 20	8	Th.	7 6	5 23	morn	3 40	
7 2	5 27	11	1 21	9	Fri.	7 5	5 24	14	4 35	
7 1	5 28	1 17	2 32	10	Sat.	7 4	5 25	1 21	5 33	
7 0	5 30	2 22	3 57	11	S.	7 2	5 26	2 28	6 35	
6 58	5 31	3 24	5 0	12	Mo.	7 1	5 28	3 31	7 38	
6 57	5 32	4 21	5 54	13	Tu.	7 0	5 29	4 28	8 38	
6 56	5 34	5 10	6 44	14	We.	6 59	5 30	5 17	9 28	
6 55	5 35	5 53	7 4	15	Th.	6 57	5 32	6 0	10 10	
6 53	5 36	6 29	7 38	16	Fri.	6 56	5 33	6 34	10 47	
6 52	5 37	6 58	7 51	17	Sat.	6 54	5 35	7 2	11 20	
6 51	5 39	sets	8 17	18	S.	6 53	5 36	sets	11 54	
6 49	5 40	7 14	8 46	19	Mo.	6 52	5 38	7 13	morn	
6 48	5 41	8 18	9 21	20	Tu.	6 50	5 39	8 18	29	
6 46	5 43	9 22	10 0	21	We.	6 48	5 40	9 23	1 6	
6 45	5 44	10 28	10 44	22	Th.	6 47	5 42	10 31	1 45	
6 44	5 45	11 36	11 32	23	Fri.	6 45	5 43	11 40	2 28	
6 42	5 46	morn	morn	24	Sat.	6 44	5 45	morn	3 15	
6 41	5 48	48	26	25	S.	6 42	5 46	53	4 7	
6 39	5 49	2 0	1 30	26	Mo.	6 41	5 47	2 6	5 5	
6 38	5 50	3 10	2 45	27	Tu.	6 39	5 49	3 17	6 8	
6 37	5 51	4 14	4 2	28	We.	6 38	5 50	4 21	7 13	
6 36	5 52	5 7	5 13	29	Th.	6 37	5 51	5 13	8 18	

Heavy figures, 12 noon to 12 midnight 2-12

March 1912

MOON'S PHASES.	East.Time	Cent.Time	W'st Time
Full Moon 3 D.	5 H. 42 M.	4 H. 42 M.	3 H. 42 M.
Last Quarter ... 10 D.	2 H. 56 M.	1 H. 56 M.	0 H. 56 M.
New Moon 18 D	5 H. 9 M	4 H. 9 M.	3 H. 9 M.
First Quarter... 25 D.	10 H. 2 M.	9 H. 2 M.	8 H. 2 M.

New-York City, Phil.
Conn., New Jersey,
Penn., O., Ind., and Ill

Boston, New England
New-York, Mich., Wis.
Iowa and Oregon.

MEAN TIME.				Stan. Time.	D. OF MONTH.	D. OF WEEK.	MEAN TIME.				Stan. Time.
Sun rises	Sun sets	Moon s. & R.	H.W N.Y. GOV.I.	H W Bos'n N.Yd			Sun rises	Sun sets	Moon s. & R.	H W Bos'n N.Yd	
6 35	5 53	5 51	6 17	1	Fri.	6 36	5 51	5 57	9 20		
6 34	5 53	rises	7 7	2	Sat.	6 35	5 52	rises	9 47		
6 32	5 54	6 21	7 56	3	S.	6 33	5 53	6 20	11 10		
6 30	5 55	7 32	8 42	4	Mo.	6 31	5 54	7 32	Ev 5		
6 29	5 56	8 44	9 28	5	Tu.	6 30	5 55	8 45	45		
6 27	5 57	9 52	10 12	6	We.	6 28	5 56	9 55	1 35		
6 25	5 58	11 1	10 58	7	Th.	6 26	5 57	11 5	2 22		
6 24	5 59	11 58	11 42	8	Fri.	6 25	5 58	morn	3 41		
6 22	6 0	morn	Ev.36	9	Sat.	6 23	5 59	4	4 2		
6 20	6 1	1 13	1 44	10	S.	6 21	6 0	1 20	4 57		
6 19	6 2	2 14	3 12	11	Mo.	6 20	6 2	2 21	5 35		
6 17	6 3	3 6	4 29	12	Tu.	6 18	6 3	3 13	6 57		
6 16	6 4	3 52	5 22	13	We.	6 16	6 4	3 59	7 54		
6 14	6 5	4 29	5 58	14	Th.	6 14	6 5	4 35	8 47		
6 12	6 6	5 0	6 25	15	Fri.	6 13	6 6	5 5	9 30		
6 11	6 8	5 26	6 52	16	Sat.	6 11	6 7	5 30	10 7		
6 9	6 9	5 48	7 20	17	S.	6 9	6 9	5 50	10 45		
6 7	6 10	sets	7 49	18	Mo.	6 7	6 10	sets	11 21		
6 6	6 11	7 12	8 21	19	Tu.	6 6	6 11	7 13	11 48		
6 4	6 12	8 18	8 58	20	We.	6 4	6 12	8 20	morn		
6 2	6 13	9 28	9 38	21	Th.	6 2	6 13	9 31	37		
6 1	6 14	10 38	10 20	22	Fri.	6 0	6 14	10 43	1 17		
5 59	6 15	11 52	11 8	23	Sat.	5 59	6 15	11 58	2 2		
5 58	6 16	morn	morn	24	S.	5 57	6 16	morn	2 52		
5 56	6 17	1 3	1	25	Mo.	5 55	6 17	1 10	3 46		
5 54	6 18	2 7	1 6	26	Tu.	5 53	6 18	2 14	4 45		
5 52	6 19	3 3	2 25	27	We.	5 52	6 19	3 9	5 51		
5 51	6 20	3 48	3 50	28	Th.	5 50	6 20	3 54	6 54		
5 49	6 21	4 25	5 0	29	Fri.	5 48	6 21	4 29	8 5		
5 47	6 22	4 54	6 0	30	Sat.	5 46	6 22	4 57	9 6		
5 45	6 23	5 19	6 52	31	S.	5 44	6 23	5 20	10 8		

Heavy figures, 12 noon to 12 midnight 3-12

April 1912

MOON'S PHASES.	East. Time	Cent. Time	W'st Time
Full Moon 1 D.	5 H. 4 M.	4 H. 4 M.	3 H. 4 M.
Last Quarter ... 9 D.	10 H. 24 M.	9 H. 24 M.	8 H. 24 M.
New Moon 17 D.	6 H. 40 M.	5 H. 40 M.	4 H. 40 M.
First Quarter... 24 D.	3 H. 47 M.	2 H. 47 M.	1 H. 47 M.

New-York City, Phil.
Conn., New Jersey,
Penn., O., Ind., and Ill

Boston, New England
New-York, Mich., Wis.
Iowa and Oregon.

MEAN TIME.			Stan. Time.	D. OF MONTH.	D. OF WEEK.	MEAN TIME.			Stan. Time.
Sun rises	Sun sets	Moon R. & S	H.W. N.Y. GOV.I.			Sun rises	Sun sets	Moon R. & S.	H.W. Bos'n N.Yd
5 44	6 24	rises	7 40	1	Mo.	5 43	6 25	rises	10 53
5 42	6 26	7 30	8 24	2	Tu.	5 41	6 27	7 32	11 42
5 41	6 27	8 41	9 8	3	We.	5 40	6 28	8 44	Ev 27
5 39	6 28	9 50	9 51	4	Th.	5 38	6 29	9 55	1 12
5 37	6 29	10 57	10 27	5	Fri.	5 36	6 30	11 3	1 36
5 36	6 30	morn	11 10	6	Sat.	5 35	6 31	morn	2 42
5 34	6 31	1 11	54	7	S.	5 33	6 32	7	3 30
5 33	6 32	46	Ev 50	8	Mo.	5 31	6 33	52	4 22
5 31	6 33	1 46	2 8	9	Tu.	5 30	6 34	1 53	5 16
5 30	6 34	2 28	3 25	10	We.	5 28	6 36	2 34	6 12
5 28	6 35	3 0	4 20	11	Th.	5 26	6 37	3 5	7 7
5 26	6 36	3 28	5 0	12	Fri.	5 25	6 38	3 32	7 57
5 25	6 37	3 52	5 36	13	Sat.	5 23	6 39	3 55	8 42
5 24	6 38	4 12	6 8	14	S.	5 21	6 40	4 14	9 25
5 22	6 39	4 34	6 43	15	Mo.	5 20	6 41	4 35	10 5
5 20	6 40	4 55	7 19	16	Tu.	5 18	6 42	4 54	10 45
5 19	6 41	sets	7 57	17	We.	5 16	6 43	sets	11 27
5 17	6 42	8 24	8 37	18	Th.	5 15	6 45	8 29	morn
5 16	6 43	9 39	9 18	19	Fri.	5 13	6 46	9 44	10
5 14	6 44	10 52	10 4	20	Sat.	5 12	6 47	10 58	53
5 13	6 45	12 0	10 52	21	S.	5 10	6 48	morn	1 42
5 11	6 46	morn	11 48	22	Mo.	5 9	6 49	7	2 34
5 10	6 47	59	morn	23	Tu.	5 7	6 50	1 5	3 30
5 8	6 48	1 48	53	24	We.	5 6	6 51	1 54	4 32
5 7	6 49	2 27	2 13	25	Th.	5 4	6 52	2 32	5 38
5 6	6 50	2 58	3 35	26	Fri.	5 3	6 53	3 1	6 45
5 4	6 51	3 24	4 44	27	Sat.	5 1	6 55	3 26	7 50
5 3	6 52	3 47	5 42	28	S.	5 0	6 56	3 48	8 50
5 2	6 53	4 9	6 34	29	Mo.	4 58	6 57	4 8	9 45
5 0	6 55	4 31	7 20	30	Tu.	4 57	6 58	4 29	10 35

Heavy figures, 12 noon to 12 midnight 4-12

May 1912

MOON'S PHASES.	East.Time	Cent.Time	W'st.Time
Full Moon 1D.	5 H. 19 M.	4 H. 19 M.	3 H. 19 M.
Last Quarter.... 9D.	4 H. 56 M.	3 H. 56 M.	2 H. 56 M.
New Moon 16D.	5 H. 13 M.	4 H. 13 M.	3 H. 13 M.
First Quarter... 23D.	9 H. 11 M.	8 H. 11 M.	7 H. 11 M.
Full Moon 30D.	6 H. 29 M.	5 H. 29 M.	4 H. 29 M.

New-York City, Phil.
Conn., New Jersey,
Penn., O., Ind., and Ill

MEAN TIME.			Stan. Time.	D. OF MONTH.	D. OF WEEK.	MEAN TIME.			Stan. Time.
Sun rises	Sun sets	Moon R & S	H.W N.Y. GOV.I.			Sun rises	Sun sets	Moon R. & S	H.W Bos'n N.Yd
4 59	6 56	rises	8 5	1	We.	4 56	7 0	rises	11 22
4 58	6 57	8 41	8 47	2	Th.	4 54	7 1	8 47	Ev 7
4 56	6 58	9 42	9 27	3	Fri.	4 53	7 2	9 48	50
4 55	6 59	10 42	10 5	4	Sat.	4 52	7 3	10 48	1 31
4 54	7 0	11 40	10 42	5	S.	4 51	7 4	11 47	2 14
4 53	7 1	morn	11 20	6	Mo.	4 49	7 5	morn	3 0
4 52	7 2	23	Ev. 2	7	Tu.	4 48	7 6	30	3 47
4 51	7 3	59	54	8	We.	4 47	7 7	1 5	4 38
4 49	7 4	1 28	1 58	9	Th.	4 46	7 8	1 33	5 28
4 48	7 5	1 54	2 58	10	Fri.	4 44	7 9	1 57	6 20
4 47	7 6	2 15	3 57	11	Sat.	4 43	7 10	2 17	7 8
4 46	7 7	2 36	4 38	12	S.	4 42	7 11	2 37	7 55
4 45	7 8	2 57	5 23	13	Mo.	4 41	7 12	2 57	8 42
4 44	7 9	3 19	6 8	14	Tu.	4 40	7 13	3 18	9 28
4 43	7 10	3 44	6 51	15	We.	4 39	7 14	3 41	10 13
4 42	7 11	4 15	7 35	16	Th.	4 38	7 15	4 11	10 59
4 41	7 12	sets	8 20	17	Fri.	4 37	7 16	sets	11 47
4 40	7 13	9 47	9 6	18	Sat.	4 36	7 17	9 54	morn
4 39	7 14	10 52	9 55	19	S.	4 35	7 18	10 59	35
4 39	7 15	11 44	10 46	20	Mo.	4 34	7 19	11 51	1 26
4 38	7 16	morn	11 44	21	Tu.	4 33	7 20	morn	2 20
4 37	7 17	28	morn	22	We.	4 32	7 21	34	3 17
4 36	7 18	1 0	47	23	Th.	4 31	7 22	1 3	4 18
4 36	7 19	1 28	2 0	24	Fri.	4 31	7 23	1 30	5 22
4 35	7 20	1 51	3 15	25	Sat.	4 30	7 24	1 52	6 27
4 34	7 20	2 14	4 22	26	S.	4 29	7 25	2 14	7 31
4 34	7 21	2 36	5 22	27	Mo.	4 29	7 26	2 34	8 30
4 33	7 22	3 0	6 15	28	Tu.	4 28	7 27	2 56	9 27
4 32	7 23	3 25	7 5	29	We.	4 27	7 28	3 21	10 17
4 32	7 23	rises	7 50	30	Th.	4 27	7 28	rises	11 0
4 31	7 24	8 35	8 31	31	Fri.	4 26	7 29	8 41	11 47

Heavy figures, 12 noon to 12 midnight 5-12

June 1912

MOON'S PHASES.	East.Time	Cent.Time	W'st.Time
Last Quarter.... 7D.	9 H. 36 M.	8 H. 36 M.	7 H. 36 M.
New Moon..... 15D.	1 H. 24 M.	0 H. 24 M.	11 H. 24 (14)
First Quarter... 21D.	3 H. 39 M.	2 H. 39 M.	1 H. 39 M.
Full Moon..... 29D.	8 H. 34 M.	7 H. 34 M.	6 H. 34 M.

New-York City, Phil.
Conn., New Jersey,
Penn., O., Ind., and Ill

Boston, New England
New-York, Mich., Wis.
Iowa and Oregon.

MEAN TIME.					Stan. Time.	D. OF MONTH.	D. OF WEEK.	MEAN TIME.					Stan. Time.
Sun rises	Sun sets	Moon R. & S	H. W. N. Y. Gov. I.	H. W. N. Y. Gov. I.	Sun rises			Sun sets	Moon R. & S.	H. W. Bos'n N. Yd	H. W. Bos'n N. Yd		
4 31	7 24	9 32	9 10	9 10	1	Sat.	4 25	7 30	9 39	Ev 28			
4 30	7 25	10 20	9 46	9 46	2	S.	4 25	7 30	10 26	1 8			
4 30	7 26	10 59	10 17	10 17	3	Mo.	4 25	7 31	11 5	1 48			
4 30	7 26	11 29	10 51	10 51	4	Tu.	4 24	7 32	11 34	2 28			
4 29	7 27	11 56	11 28	11 28	5	We.	4 24	7 32	12 0	3 15			
4 29	7 28	morn	Ev. 10	10 0	6	Th.	4 24	7 33	morn	3 57			
4 29	7 28	18	1 0	1 0	7	Fri.	4 23	7 33	20	4 45			
4 29	7 29	40	1 54	1 54	8	Sat.	4 23	7 34	41	5 33			
4 28	7 30	58	2 50	2 50	9	S.	4 23	7 35	58	6 22			
4 28	7 30	1 20	3 46	3 46	10	Mo.	4 23	7 36	1 19	7 13			
4 28	7 31	1 43	4 40	4 40	11	Tu.	4 22	7 36	1 41	8 3			
4 28	7 31	2 9	5 33	5 33	12	We.	4 22	7 37	2 6	8 53			
4 28	7 32	2 44	6 25	6 25	13	Th.	4 22	7 37	2 39	9 14			
4 28	7 32	3 28	7 16	7 16	14	Fri.	4 22	7 38	3 22	10 35			
4 28	7 32	sets	8 7	8 7	15	Sat.	4 22	7 38	sets	11 27			
4 28	7 33	9 34	8 58	8 58	16	S.	4 22	7 38	9 41	morn			
4 28	7 33	10 23	9 50	9 50	17	Mo.	4 22	7 39	10 28	18			
4 28	7 33	11 0	10 43	10 43	18	Tu.	4 22	7 39	11 5	1 12			
4 28	7 34	11 32	11 39	11 39	19	We.	4 22	7 39	11 34	2 6			
4 29	7 34	11 57	morn	11 57	20	Th.	4 23	7 40	11 58	3 4			
4 29	7 34	morn	37	37	21	Fri.	4 23	7 40	morn	4 3			
4 29	7 34	19	1 42	1 42	22	Sat.	4 23	7 40	19	5 3			
4 29	7 34	38	2 49	2 49	23	S.	4 23	7 40	36	6 5			
4 29	7 34	1 5	3 57	3 57	24	Mo.	4 23	7 40	1 2	7 8			
4 30	7 35	1 29	5 1	5 1	25	Tu.	4 24	7 41	1 24	8 8			
4 30	7 35	1 58	6 0	6 0	26	We.	4 24	7 41	1 53	9 6			
4 30	7 35	2 33	6 52	6 52	27	Th.	4 24	7 41	2 27	9 58			
4 31	7 35	3 17	7 37	7 37	28	Fri.	4 25	7 40	3 10	10 46			
4 31	7 35	rises	8 18	8 18	29	Sat.	4 25	7 40	rises	11 28			
4 32	7 35	8 57	8 50	8 50	30	S.	4 26	7 40	9 3	Ev. 7			

Heavy figures, 12 noon to 12 midnight 6-12

July 1912

MOON'S PHASES.	East. Time	Cent. Time	W'st Time
Last Quarter 7D.	11 H. 47 M.	10 H. 47 M.	9 H. 47 M.
New Moon.....14D.	8 H. 13 M.	7 H. 13 M.	6 H. 13 M.
First Quarter....20D.	0H.18(21)	11 H. 18 M.	10 H. 18 M.
Full Moon.....28D.	11 H. 28 M.	10 H. 28 M.	9 H. 28 M.

New-York City, Phil.
Conn., New Jersey,
Penn., O., Ind., and Ill

New-York, Mich., Wis.
Boston, New England
Iowa and Oregon.

MEAN TIME.			Stan. Time.	D. OF MONTH.	D. OF WEEK.	MEAN TIME.			Stan. Time.
Sun rises	Sun sets	Moon R. & S.	H. W. N. Y. GOV. I.			Sun rises	Sun sets	Moon R. & S.	H. W. Bos'n N. Yd Ev
4 32	7 35	9 31	9 25	1	Mo.	4 26	7 40	9 36	4 54
4 32	7 35	9 57	9 50	2	Tu.	4 26	7 40	10 1	5 44
4 33	7 34	10 22	10 20	3	We.	4 27	7 40	10 25	6 37
4 33	7 34	10 43	10 53	4	Th.	4 28	7 40	10 45	7 32
4 34	7 34	11 3	11 33	5	Fri.	4 29	7 39	11 3	8 28
4 35	7 34	11 23	Ev 18	6	Sat.	4 29	7 39	11 22	9 23
4 35	7 33	11 43	1 8	7	S.	4 30	7 39	11 41	10 18
4 36	7 33	morn	2 5	8	Mo.	4 30	7 38	morn	11 12
4 37	7 33		3 3	9	Tu.	4 31	7 38	5	5 40
4 37	7 32	37	4 5	10	We.	4 32	7 38	33	6 42
4 38	7 32	1 17	5 5	11	Th.	4 33	7 37	1 11	7 45
4 39	7 31	2 4	6 4	12	Fri.	4 33	7 37	1 58	8 45
4 39	7 31	3 8	7 2	13	Sat.	4 34	7 36	3 1	9 38
4 40	7 30	sets	7 57	14	S.	4 35	7 36	sets	10 25
4 41	7 30	8 56	8 49	15	Mo.	4 36	7 35	9 0	10 25
4 42	7 29	9 30	9 42	16	Tu.	4 37	7 34	9 33	11 5
4 43	7 29	9 57	10 34	17	We.	4 37	7 34	9 59	1 0
4 44	7 28	10 22	11 27	18	Th.	4 38	7 33	10 22	1 53
4 44	7 27	10 44	morn	19	Fri.	4 39	7 32	10 43	2 47
4 45	7 26	11 8	20	20	Sat.	4 40	7 31	11 5	3 43
4 46	7 26	11 31	1 18	21	S.	4 41	7 30	11 28	4 40
4 47	7 25	morn	2 21	22	Mo.	4 42	7 30	11 56	5 40
4 48	7 24	1	3 31	23	Tu.	4 43	7 29	morn	6 42
4 48	7 23	33	4 42	24	We.	4 44	7 28	27	7 45
4 49	7 23	1 14	5 46	25	Th.	4 45	7 27	1 8	8 45
4 50	7 22	2 2	6 40	26	Fri.	4 46	7 26	1 55	9 38
4 51	7 21	2 57	7 24	27	Sat.	4 47	7 25	2 50	10 25
4 52	7 20	rises	7 58	28	S.	4 48	7 24	rises	11 5
4 53	7 19	8 2	8 28	29	Mo.	4 49	7 23	8 7	11 42
4 54	7 18	8 27	8 52	30	Tu.	4 50	7 22	8 30	Ev. 17
4 55	7 17	8 47	9 18	31	We.	4 51	7 21	8 49	51

Heavy figures, 12 noon to 12 midnight 7-12/

August 1912

MOON'S PHASES.		East Time	Cent. Time	W'st Time
Last Quarter....	5 D.	11 H. 18 M.	10 H. 18 M.	9 H. 18 M.
New Moon.....	12 D.	2 H. 58 M.	1 H. 58 M.	0 H. 58 M.
First Quarter...	19 D.	11 H. 57 M.	10 H. 57 M.	9 H. 57 M.
Full Moon.....	27 D.	2 H. 59 M.	1 H. 59 M.	0 H. 59 M.

New-York City, Phil. Conn., New Jersey, Penn., O., Ind., and Ill

Boston, New England
New-York, Mich., Wis
Iowa and Oregon.

MEAN TIME.				Stan. Time.	D. OF MONTH.	D. OF WEEK.	MEAN TIME.			Stan. Time.
Sun rises	Sun sets	Moon R. & S.	H. W. N. Y. Gov. I.	H. W. Bos'n N. Yd			Sun rises	Sun sets	Moon R. & S.	H. W. Bos'n N. Yd
4 56	7 16	9 8	9 45	9 45	1	Th.	4 52	7 20	9 9	1 27
4 57	7 14	9 26	10 18	10 18	2	Fri.	4 53	7 18	9 26	2 4
4 58	7 13	9 46	10 59	10 59	3	Sat.	4 54	7 17	9 45	2 44
4 59	7 12	10 9	11 42	11 42	4	S.	4 55	7 16	10 6	3 27
5 07	7 11	10 36	Ev 31	5 31	5	Mo.	4 56	7 15	10 32	4 15
5 17	7 10	11 9	1 26	6 26	6	Tu.	4 57	7 14	11 4	5 8
5 27	7 9	11 50	2 28	7 28	7	We.	4 58	7 12	11 44	6 5
5 37	7 morn	3 35	3 35	8 35	8	Th.	4 59	7 11	morn	7 3
5 47	6 46	4 43	4 43	9 43	9	Fri.	5 07	7 10	39	8 5
5 57	5 1 53	5 48	5 48	10 48	10	Sat.	5 17	7 8	1 46	9 5
5 67	4 3 11	6 47	6 47	11 47	11	S.	5 27	7 3 5	10 2	10 2
5 77	2 sets	7 43	7 43	12 43	12	Mo.	5 37	6 sets	10 57	10 57
5 87	1 7 54	8 36	8 36	13 36	13	Tu.	5 47	4 7 57	11 50	11 50
5 97	0 8 21	9 27	9 27	14 27	14	We.	5 57	3 8 22	morn	morn
5 106	58 8 46	10 17	10 17	15 17	15	Th.	5 67	1 8 46	42	42
5 116	57 9 9	11 7	11 7	16 7	16	Fri.	5 77	0 9 7	1 33	1 33
5 126	55 9 33	11 58	11 58	17 58	17	Sat.	5 86	58 9 29	2 25	2 25
5 136	54 10 1	morn	18	18	18	S.	5 106	57 9 56	3 18	3 18
5 146	53 10 33	53	19	19	19	Mo.	5 116	55 10 27	4 13	4 13
5 156	51 11 10	1 58	20	20	20	Tu.	5 126	54 11 3	5 12	5 12
5 166	50 11 57	3 11	21	21	21	We.	5 136	52 11 50	6 14	6 14
5 176	48 morn	4 25	22	22	22	Th.	5 146	51 morn	7 18	7 18
5 176	47 50	5 29	23	23	23	Fri.	5 156	49 43	8 18	8 18
5 186	45 1 50	6 18	24	24	24	Sat.	5 166	48 1 44	9 12	9 12
5 196	44 2 53	6 54	25	25	25	S.	5 176	46 2 48	9 57	9 57
5 206	42 3 56	7 22	26	26	26	Mo.	5 186	44 3 51	10 35	10 35
5 216	41 rises	7 48	27	27	27	Tu.	5 196	43 rises	11 10	11 10
5 226	39 7 14	8 12	28	28	28	We.	5 206	41 7 15	11 42	11 42
5 236	37 7 33	8 39	29	29	29	Th.	5 216	39 7 33	Ev 17	Ev 17
5 246	36 7 52	9 10	30	30	30	Fri.	5 226	38 7 50	52	52
5 256	34 8 14	9 46	31	31	31	Sat.	5 236	36 8 11	1 29	1 29

Heavy figures, 12 noon to 12 midnight, 8-12

September 1912

MOON'S PHASES.	East. Time	Cent. Time	W'st. Time
Last Quarter.... 4D.	8 H. 23 M.	7 H. 23 M.	6 H. 23 M.
New Moon.....10D.	10 H. 48 M.	9 H. 48 M.	8 H. 48 M.
First Quarter....18D.	2 H. 55 M.	1 H. 55 M.	0 H. 55 M.
Full Moon26D.	6 H. 34 M.	5 H. 34 M.	4 H. 34 M.

New-York City, Phil.
Conn., New Jersey,
Penn., O., Ind., and Ill

Boston, New England
New-York, Mich., Wis.
Iowa and Oregon.

MEAN TIME.			Stan. Time.	D. OF MONTH.	D. OF WEEK.	MEAN TIME.			Stan. Time.
Sun rises	Sun sets	Moon R. & S.	H. W. N. Y. GOV. I.			Sun rises	Sun sets	Moon R. & S.	H. W. Bos'n N. Yd
5 26	6 33	8 38	10 26	1	S.	5 24	6 35	8 34	2 8
5 27	6 31	9 7	11 12	2	Mo.	5 26	6 33	9 2	3 5
5 28	6 29	9 45	Ev 1	3	Tu.	5 27	6 31	9 39	3 42
5 29	6 28	10 33	58	4	We.	5 28	6 29	10 26	4 38
5 30	6 26	11 33	2 2	5	Th.	5 29	6 28	11 26	5 40
5 31	6 25	morn	3 15	6	Fri.	5 30	6 26	morn	6 45
5 32	6 23	45	4 28	7	Sat.	5 31	6 24	39	7 48
5 33	6 21	2 3	5 33	8	S.	5 32	6 22	1 58	8 50
5 34	6 20	3 22	6 32	9	Mo.	5 33	6 21	3 18	9 48
5 35	6 18	4 44	7 25	10	Tu.	5 34	6 19	4 41	10 42
5 36	6 16	sets	8 17	11	We.	5 35	6 17	sets	11 33
5 37	6 15	7 8	9 4	12	Th.	5 36	6 15	7 7	morn
5 38	6 13	7 33	9 54	13	Fri.	5 37	6 14	7 30	22
5 39	6 11	8 0	10 42	14	Sat.	5 38	6 12	7 55	1 12
5 40	6 9	8 30	11 34	15	S.	5 39	6 10	8 24	2 0
5 41	6 8	9 6	morn	16	Mo.	5 40	6 8	9 0	2 50
5 42	6 6	9 50	30	17	Tu.	5 41	6 7	9 43	3 44
5 43	6 4	10 42	1 35	18	We.	5 43	6 5	10 35	4 41
5 44	6 3	11 40	2 50	19	Th.	5 44	6 3	11 33	5 42
5 45	6 1	morn	4 1	20	Fri.	5 45	6 1	morn	6 45
5 46	5 59	41	4 57	21	Sat.	5 46	6 0	35	7 45
5 47	5 58	1 46	5 38	22	S.	5 47	5 58	1 41	8 36
5 48	5 56	2 49	6 10	23	Mo.	5 48	5 56	2 45	9 18
5 49	5 55	3 52	6 37	24	Tu.	5 49	5 54	3 49	9 57
5 50	5 53	4 53	7 3	25	We.	5 50	5 53	4 52	10 32
5 51	5 52	rises	7 32	26	Th.	5 51	5 51	rises	11 7
5 52	5 50	6 19	8 2	27	Fri.	5 52	5 49	6 17	11 42
5 53	5 48	6 42	8 38	28	Sat.	5 53	5 47	6 39	Ev 19
5 54	5 46	7 11	9 17	29	S.	5 54	5 46	7 7	57
5 54	5 44	7 47	10 0	30	Mo.	5 56	5 44	7 41	1 40

Heavy figures, 12 noon to 12 midnight 9-12

October 1912

MOON'S PHASES.	East.Time	Cent.Time	W'st.Time
Last Quarter... 3D.	3 H. 48 M.	2 H. 48 M.	1 H. 48 M.
New Moon..... 10D.	8 H. 41 M.	7 H. 41 M.	6 H. 41 M.
First Quarter... 17D.	9 H. 6 M.	8 H. 6 M.	7 H. 6 M.
Full Moon..... 25D.	9 H. 30 M.	8 H. 30 M.	7 H. 30 M.

New-York City, Phil. Conn., New Jersey, Penn., O., Ind., and Ill

Boston, New England
New-York, Mich., Wis.
Iowa and Oregon.

MOON.	MEAN TIME.			Stan. Time.	D. OF MONTH.	D. OF WEEK.	MEAN TIME.			Stan. Time.
	Sun rises	Sun sets	Moon R. & S.				Sun rises	Sun sets	Moon R. & S.	
H.W. N. Y.	5 56	5 43	8 29	H.W. N. Y. GOV. I.	1	Tu.	5 57	5 42	8 26	2 23
Bos'n N. Y.	5 57	5 41	9 25	11 36	2	We.	5 58	5 40	9 18	3 16
	5 58	5 39	10 31	Ev 37	3	Th.	5 59	5 39	10 24	4 15
	5 59	5 38	11 45	1 46	4	Fri.	6 05	5 37	11 39	5 18
	6 05	5 36	morn	3 3	5	Sat.	6 15	5 35	morn	6 25
	6 15	5 35	1 2	4 16	6	S.	6 25	5 33	57	7 32
	6 25	5 33	2 19	5 18	7	Mo.	6 35	5 32	2 16	8 33
	6 35	5 31	3 35	6 13	8	Tu.	6 45	5 30	3 33	9 31
	6 45	5 30	4 49	7 6	9	We.	6 65	5 28	4 49	10 23
	6 55	5 28	6 2	7 56	10	Th.	6 75	5 27	6 3	11 13
	6 75	5 27	sets	8 42	11	Fri.	6 85	5 25	sets	12 0
	6 85	5 25	6 25	9 30	12	Sat.	6 95	5 23	6 20	morn
	6 95	5 23	7 1	10 18	13	S.	6 105	5 22	6 55	47
	6 105	5 22	7 42	11 8	14	Mo.	6 115	5 20	7 35	1 33
	6 115	5 20	8 32	morn	15	Tu.	6 135	5 19	8 25	2 21
	6 125	5 19	9 28	5	16	We.	6 145	5 17	9 21	3 12
	6 135	5 17	10 29	1 10	17	Th.	6 155	5 15	10 23	4 7
	6 145	5 16	11 32	2 19	18	Fri.	6 165	5 14	11 27	5 4
	6 155	5 14	morn	3 20	19	Sat.	6 175	5 12	morn	6 3
	6 165	5 13	37	4 8	20	S.	6 185	5 11	32	6 58
	6 185	5 12	1 39	4 45	21	Mo.	6 205	5 9	1 36	7 48
	6 195	5 10	2 41	5 19	22	Tu.	6 215	5 8	2 39	8 31
	6 205	5 9	3 43	5 49	23	We.	6 225	5 6	3 43	9 11
	6 215	5 7	4 45	6 20	24	Th.	6 235	5 5	4 46	9 50
	6 225	5 6	5 50	6 55	25	Fri.	6 245	5 3	5 52	10 28
	6 235	5 4	rises	7 32	26	Sat.	6 265	5 2	rises	11 7
	6 245	5 3	5 46	8 10	27	S.	6 275	5 1	5 40	11 47
	6 265	5 2	6 28	8 52	28	Mo.	6 284	4 59	6 21	Ev 30
	6 275	5 1	7 19	9 38	29	Tu.	6 294	4 57	7 12	1 15
	6 284	4 59	8 23	10 26	30	We.	6 314	4 57	8 16	2 5
	6 294	4 58	9 34	11 20	31	Th.	6 324	4 55	9 28	2 58

Heavy figures, 12 noon to 12 midnight 10-12

November 1912

MOON'S PHASES.	East.Time	Cent.Time	W'st.Time
Last Quarter.... 1D.	10 H. 37 M.	9 H. 37 M.	8 H. 37 M.
New Moon..... 8D.	9 H. 5 M.	8 H. 5 M.	7 H. 5 M.
First Quarter....16D.	5 H. 43 M.	4 H. 43 M.	3 H. 43 M.
Full Moon.....24D.	11 H. 12 M.	10 H. 12 M.	9 H. 12 M.

New-York City, Phil.
Conn., New Jersey,
Penn., O., Ind., and Ill

Boston, New England
New-York, Mich., Wis.
Iowa and Oregon.

MEAN TIME.				Stan. Time.	D. OF MONTH.	D. OF WEEK.	MEAN TIME.				Stan. Time.
Sun rises	Sun sets	Moon R. & S.	H. W. N. Y. GOV. I.	H. W. Bos'n N. Yd			Sun rises	Sun sets	Moon R. & S.	H. W. Bos'n N. Yd	
6 30	4 57	10 50	Ev 24	1	Fri.	6 33	4 54	10 44	3 58		
6 31	4 56	morn	1 36	2	Sat.	6 34	4 53	12 0	5 3		
6 32	4 54	4	2 52	3	S.	6 36	4 51	morn	6 10		
6 34	4 53	1 19	4 3	4	Mo.	6 37	4 50	1 17	7 16		
6 35	4 52	2 31	5 2	5	Tu.	6 38	4 49	2 30	8 17		
6 36	4 51	3 43	5 57	6	We.	6 39	4 48	3 43	9 15		
6 37	4 50	4 55	6 47	7	Th.	6 41	4 47	4 57	10 7		
6 38	4 49	6 6	7 34	8	Fri.	6 42	4 45	6 9	10 56		
6 40	4 48	sets	8 21	9	Sat.	6 43	4 44	sets	11 42		
6 41	4 47	5 35	9 8	10	S.*	6 44	4 43	5 29	morn		
6 42	4 46	6 21	9 54	11	Mo.	6 46	4 42	6 15	27		
6 43	4 45	7 15	10 42	12	Tu.	6 47	4 41	7 9	1 10		
6 44	4 44	8 15	11 34	13	We.	6 48	4 40	8 9	1 55		
6 46	4 43	9 19	morn	14	Th.	6 49	4 39	9 14	2 42		
6 47	4 42	10 23	31	15	Fri.	6 51	4 39	10 19	3 32		
6 48	4 41	11 25	1 28	16	Sat.	6 52	4 38	11 22	4 24		
6 49	4 40	morn	2 21	17	S.	6 53	4 37	morn	5 17		
6 50	4 39	28	3 6	18	Mo.	6 54	4 36	26	6 8		
6 51	4 39	1 33	3 47	19	Tu.	6 56	4 35	1 32	6 57		
6 53	4 38	2 29	4 25	20	We.	6 57	4 34	2 30	7 42		
6 54	4 38	3 32	5 4	21	Th.	6 58	4 34	3 34	8 27		
6 55	4 37	4 37	5 43	22	Fri.	6 59	4 33	4 40	9 10		
6 56	4 36	5 48	6 24	23	Sat.	7 0	4 32	5 52	9 53		
6 57	4 36	rises	7 6	24	S.	7 2	4 32	rises	10 38		
6 58	4 35	5 11	7 50	25	Mo.	7 3	4 31	5 5	11 23		
6 59	4 35	6 14	8 36	26	Tu.	7 4	4 31	6 7	Ev 10		
7 0	4 35	7 24	9 25	27	We.	7 5	4 30	7 17	58		
7 2	4 34	8 40	10 15	28	Th.	7 6	4 30	8 34	1 50		
7 3	4 34	9 55	11 12	29	Fri.	7 7	4 30	9 51	2 45		
7 4	4 34	11 8	Ev 15	30	Sat.	7 8	4 29	11 6	3 45		

Heavy figures, 12 noon to 12 midnight 11-12.

December 1912

MOON'S PHASES.	East.Time	Cent.Time	W'st.Time
Last Quarter... 1 D.	6 H. 5 M.	5 H. 5 M.	4 H. 5 M.
New Moon..... 8 D.	0 H. 7 M.	11 H. 7 M.	10 H. 7 M.
First Quarter... 16 D.	3 H. 6 M.	2 H. 6 M.	1 H. 6 M.
Full Moon 23 D.	11 H. 30 M.	10 H. 30 M.	9 H. 30 M.
Last Quarter... 30 D.	3 H. 12 M.	2 H. 12 M.	1 H. 12 M.

New-York City, Phil.
Conn., New Jersey,
Penn., O., Ind., and Ill

Boston, New England
New-York, Mich., Wis.
Iowa and Oregon.

MEAN TIME.				Stan. Time. H. W. N. Y. GOV. I.	D. OF MONTH.	D. OF WEEK.	MEAN TIME.				Stan. Time. H. W. Bos'n N. Yd
Sun	Sun	Moon	R. & S.				Sun	Sun	Moon	R. & S.	
7 5	4 34	morn	1 25	1	S.	7 10	4 29	morn	4 47		
7 6	4 33	20	2 37	2	Mo.	7 11	4 29	19	5 52		
7 7	4 33	1 31	3 47	3	Tu.	7 12	4 28	1 31	6 57		
7 8	4 33	2 42	4 47	4	We.	7 13	4 28	2 43	8 0		
7 9	4 32	3 51	5 42	5	Th.	7 14	4 28	3 54	8 58		
7 10	4 32	5 3	6 33	6	Fri.	7 15	4 28	5 7	9 52		
7 11	4 32	6 14	7 21	7	Sat.	7 16	4 28	6 20	10 41		
7 12	4 32	7 22	8 5	8	S.	7 17	4 28	7 29	11 26		
7 13	4 32	sets	8 50	9	Mo.	7 17	4 28	sets	morn		
7 14	4 32	6 3	9 32	10	Tu.	7 18	4 28	5 57	10		
7 15	4 32	7 5	10 12	11	We.	7 19	4 28	6 59	51		
7 15	4 32	8 10	10 53	12	Th.	7 20	4 28	8 5	1 32		
7 16	4 33	9 13	11 32	13	Fri.	7 21	4 28	9 9	2 15		
7 16	4 33	10 15	morn	14	Sat.	7 22	4 28	10 13	2 57		
7 17	4 33	11 15	16	15	S.	7 22	4 29	11 14	3 43		
7 18	4 33	morn	1 2	16	Mo.	7 23	4 29	morn	4 28		
7 18	4 33	16	1 52	17	Tu.	7 24	4 29	15	5 16		
7 19	4 34	1 16	2 40	18	We.	7 24	4 29	1 17	6 5		
7 20	4 34	2 19	3 31	19	Th.	7 25	4 30	2 22	6 55		
7 20	4 35	3 27	4 22	20	Fri.	7 26	4 30	3 30	7 45		
7 21	4 35	4 36	5 10	21	Sat.	7 26	4 31	4 41	8 35		
7 21	4 36	5 50	5 59	22	S.	7 26	4 31	5 56	9 24		
7 22	4 37	rises	6 48	23	Mo.	7 27	4 32	rises	10 13		
7 22	4 37	5 43	7 37	24	Tu.	7 27	4 32	5 36	11 3		
7 23	4 38	6 21	8 35	25	We.	7 28	4 33	6 15	11 54		
7 23	4 39	7 39	9 17	26	Th.	7 28	4 33	7 35	Ev 45		
7 23	4 39	8 57	10 10	27	Fri.	7 28	4 34	8 54	1 38		
7 23	4 40	10 12	11 2	28	Sat.	7 29	4 35	10 11	2 32		
7 24	4 40	11 23	Ev 2	29	S.	7 29	4 36	11 23	3 28		
7 24	4 41	morn	1 5	30	Mo.	7 29	4 37	morn	4 27		
7 24	4 42	30	2 15	31	Tu.	7 30	4 37	31	5 28		

Heavy figures, 12 noon to 12 midnight 12-12



Barometer

A RISING BAROMETER.

A rapid rise indicates unsettled weather.

A gradual rise indicates settled weather.

A rise with dry air and cold increasing in summer indicates wind from the northward; and if rain has fallen, better weather may be expected.

A rise with moist air and a low temperature indicates wind and rain from the northward.

A rise with southerly winds indicates fine weather.

A STEADY BAROMETER.

With dry air and seasonable temperature indicates a continuance of very fine weather.

A FALLING BAROMETER.

A rapid fall indicates stormy weather.

A rapid fall with westerly wind indicates stormy weather from the northward.

A fall with a northerly wind indicates storm, with rain and hail in summer, and snow in winter.

A fall with increased moisture in the air, and heat increasing, indicates wind and rain from the southward.

A fall with dry air and cold increasing in winter indicates snow.

A fall after very calm and warm weather indicates rain with squally weather.

The barometer rises for northerly winds, including from northwest by north to the eastward for dry, or less wet weather, for less wind, or for more than one of these changes, except on a few occasions, when rain, hail or snow comes from the northward with strong wind.

The barometer falls for southerly wind, including from southeast by south to the westward, for wet weather, for stronger wind or for more than one of these changes, except on a few occasions, when moderate wind, with rain or snow, comes from the northward.

Weather

No. 1. with No. 1 above it.

No. 2. with No. 2 below it.

No. 3. with No. 3 above it.

No. 4. with No. 4 below it.

No. 5. with No. 5 above it.

No. 6. with No. 6 below it.

No. 7. with No. 7 above it.

No. 8. with No. 8 below it.

No. 9. with No. 9 above it.

No. 10. with No. 10 below it.

STORM AND

WA

N. E. Winds.

S. E. Winds.

STORM WARNING—

indicates a storm of marines.

The pennants display—

red—red, easterly; white—

indicates wind from north-

westward.

By night a red light is

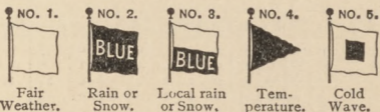
shown—red, westerly wind.

Two red flags with black

triangular insurances.

No night hurricane sig-

Weather Signals



No. 1, alone, indicates fair weather, stationary temperature.

No. 2, alone, indicates rain or snow, stationary temperature.

No. 3, alone, indicates local rain or snow, stationary temperature.

No. 1, with No. 4 above it, indicates fair weather, warmer.

No. 1, with No. 4 below it, indicates fair weather, colder.

No. 2, with No. 4 above it, indicates rain or snow, warmer.

No. 2, with No. 4 below it, indicates rain or snow, colder.

No. 3, with No. 4 above it, indicates local rain or snow, warmer.

No. 3, with No. 4 below it, indicates local rain or snow, colder.

STORM AND HURRICANE WARNINGS.



STORM WARNINGS.— A red flag with a black center indicates a storm of marked violence.

The pennants displayed with flags indicate direction of wind—red, easterly; white, westerly; pennant above flag indicates wind from northerly quadrants; below, from southerly quadrants.

By night a red light indicates easterly winds, white light below red, westerly winds.

Two red flags with black centers indicate approach of tropical hurricanes.

No night hurricane signals are displayed.

Interest Tables

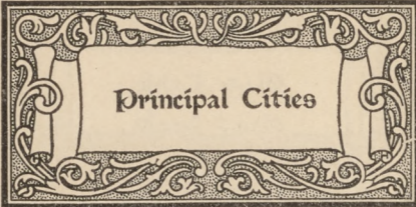
4%	\$1	\$2	\$3	\$4	\$5	\$6	\$7	\$8	\$9	\$10	\$100	\$1000
4 DAY	0	0	0	0	0	0	0	0	0	0	5	45
8 "	0	0	0	0	0	0	0	0	0	1	9	89
12 "	0	0	0	0	0	1	1	1	1	2	14	1.34
16 "	0	0	0	0	1	1	1	2	2	2	18	1.78
20 "	0	0	0	1	1	2	2	2	2	2	22	2.22
24 "	0	0	1	1	2	2	2	2	3	3	27	2.67
28 "	0	0	1	1	2	2	2	3	3	3	31	3.11
1 MO.	0	0	1	2	2	2	3	3	3	4	34	3.34
2 "	0	2	2	3	4	4	5	6	6	7	67	6.67
3 "	1	2	3	4	5	6	7	8	9	10	1.00	10.00
6 "	2	4	6	8	10	12	14	16	18	20	2.00	20.00
1 YR.	4	8	12	16	20	24	28	32	36	40	4.00	40.00

5%	\$1	\$2	\$3	\$4	\$5	\$6	\$7	\$8	\$9	\$10	\$100	\$1000
4 DAY	0	0	0	0	0	0	0	0	0	0	6	56
8 "	0	0	0	0	0	0	1	1	1	1	11	1.11
12 "	0	0	0	0	1	1	1	2	2	2	17	1.67
16 "	0	0	0	1	1	2	2	2	2	2	22	2.22
20 "	0	0	1	1	2	2	2	2	3	3	28	2.74
24 "	0	0	1	2	2	2	3	3	3	4	34	3.34
28 "	0	1	1	2	2	3	3	3	4	4	39	3.84
1 MO.	0	1	2	2	2	3	3	4	4	4	42	4.17
2 "	1	2	3	4	4	5	6	7	8	9	84	8.34
3 "	2	3	4	5	6	7	9	10	11	13	1.25	12.50
4 "	2	4	5	6	9	10	12	14	15	17	1.67	16.67
5 "	2	4	7	9	11	13	15	17	19	21	2.09	20.84
6 "	3	5	8	10	13	15	18	20	23	25	2.50	25.00
1 YR.	5	10	15	20	25	30	35	40	45	50	5.00	50.00

6%	\$1	\$2	\$3	\$4	\$5	\$6	\$7	\$8	\$9	\$10	\$100	\$1000
4 DAY	0	0	0	0	0	0	0	1	1	1	7	67
8 "	0	0	0	1	1	1	1	1	1	1	13	1.33
12 "	0	0	1	1	1	1	1	2	2	2	20	2.00
16 "	0	1	1	1	1	2	2	2	2	3	27	2.67
1 MO.	1	1	2	2	3	3	4	4	5	5	50	5.00
2 "	1	2	3	4	5	6	7	8	9	10	1.00	10.00
3 "	2	3	5	6	8	9	11	12	14	15	1.50	15.00
6 "	3	6	9	12	15	18	21	24	27	30	3.00	30.00
1 YR.	6	12	18	24	30	36	42	48	54	60	6.00	60.00

Wage Table

Week	1/2 hour	1 hour	2 hours	3 hours	4 hours	5 hours	6 hours	7 hours	8 hours	1 day	2 days	3 days	4 days	5 days	6 days
\$1.50	1	3	6	9	11	14	17	20	22	25	50	75	1.00	1.25	1.50
2.00	2	4	7	11	15	19	22	26	30	33	67	1.00	1.33	1.67	2.00
3.00	3	6	11	17	22	28	33	39	44	50	1.00	1.50	2.00	2.50	3.00
4.00	4	7	15	22	30	37	44	52	59	67	1.33	2.00	2.67	3.33	4.00
5.00	5	9	19	28	37	46	56	65	74	83	1.07	2.50	3.33	4.17	5.00
6.00	6	11	22	33	44	56	67	78	89	1.00	2.00	3.00	4.00	5.00	6.00
7.00	7	13	26	39	52	65	78	91	1.04	1.17	2.33	3.50	4.67	5.83	7.00
8.00	8	15	30	44	59	74	89	1.04	1.19	1.33	2.67	4.00	5.33	6.67	8.00
9.00	9	17	33	50	67	83	1.00	1.17	1.33	1.50	3.00	4.50	6.00	7.50	9.00
10.00	10	19	37	56	74	92	1.11	1.30	1.48	1.67	3.33	5.00	6.67	8.33	10.00
11.00	11	20	41	61	81	1.02	1.22	1.43	1.63	1.83	3.67	5.50	7.33	9.17	11.00
12.00	12	22	44	67	89	1.11	1.33	1.56	1.78	2.00	4.00	6.00	8.00	10.00	12.00
13.00	13	24	48	72	96	1.20	1.44	1.69	1.93	2.17	4.33	6.50	8.67	10.83	13.00
14.00	14	26	52	78	1.04	1.30	1.56	1.81	2.07	2.33	4.67	7.00	9.33	11.67	14.00
15.00	15	28	56	83	1.11	1.39	1.67	1.94	2.22	2.50	5.00	7.50	10.00	12.50	15.00
16.00	16	30	59	89	1.19	1.48	1.78	2.08	2.37	2.67	5.34	8.00	10.67	13.34	16.00
17.00	17	31	63	94	1.26	1.57	1.89	2.20	2.52	2.83	5.67	8.50	11.33	14.17	17.00
18.00	18	33	67	1.00	1.33	1.67	2.00	2.33	2.67	3.00	6.00	9.00	12.00	15.00	18.00



Principal Cities

CITIES.	Population 1910.
New York, N. Y.....	4,766,883
Chicago, Ill.....	2,185,283
Philadelphia, Pa.....	1,549,008
St. Louis, Mo.....	687,029
Boston, Mass.....	670,585
Cleveland, Ohio.....	560,663
Baltimore, Md.....	558,485
Pittsburgh, Pa.....	533,995
Detroit, Mich.....	465,766
Buffalo, N. Y.....	423,715
San Francisco, Cal.....	416,912
Milwaukee, Wis.....	373,857
Cincinnati, Ohio.....	364,463
Newark, N. J.....	347,469
New Orleans, La.....	339,075
Washington, D. C.....	331,069
Los Angeles, Cal.....	319,198
Minneapolis, Minn.....	301,408
Jersey City, N. J.....	267,779
Kansas City, Mo.....	248,381
Seattle, Wash.....	237,194
Indianapolis, Ind.....	233,650
Providence, R. I.....	224,326
Louisville, Ky.....	223,928
Rochester, N. Y.....	218,149
St. Paul, Minn.....	214,744
Denver, Col.....	213,381
Portland, Ore.....	207,214
Columbus, Ohio.....	181,548
Toledo, Ohio.....	168,497
Atlanta, Ga.....	154,839
Oakland, Cal.....	150,174
Worcester, Mass.....	145,986
Syracuse, N. Y.....	137,249
New Haven, Ct.....	133,605
Birmingham, Ala.....	132,685
Memphis, Tenn.....	131,105
Scranton, Pa.....	129,867
Richmond, Va.....	127,628
Paterson, N. J.....	125,600
Omaha, Neb.....	124,096
Fall River, Mass.....	119,295
Dayton, Ohio.....	116,577
Grand Rapids, Mich.....	112,571
Nashville, Tenn.....	110,364
Lowell, Mass.....	106,294
Cambridge, Mass.....	104,839
Spokane, Wash.....	104,402
Bridgeport, Ct.....	102,054
Albany, N. Y.....	100,253
Hartford, Ct.....	98,915

Principal Cities

Population 1910.	CITIES.	Population 1910.
4,766,883	Trenton, N. J.....	96,815
2,185,203	New Bedford, Mass.....	96,652
1,549,008	San Antonio, Tex.....	96,614
663,009	Reading, Pa.....	96,071
670,595	Camden, N. J.....	94,538
550,665	Salt Lake, Utah.....	92,777
558,465	Dallas, Tex.....	92,104
533,900	Lynn, Mass.....	89,336
465,766	Springfield, Mass.....	88,926
493,713	Wilmington, Del.....	87,411
425,922	Des Moines, Ia.....	86,368
373,857	Lawrence, Mass.....	85,892
354,453	Tacoma, Wash.....	82,972
347,456	Kansas City, Kan.....	82,331
330,075	Yonkers, N. Y.....	79,803
321,009	Youngstown, Ohio.....	79,066
319,738	Houston, Tex.....	78,800
301,408	Duluth, Minn.....	78,466
291,779	St. Joseph, Mo.....	77,403
261,934	Somerville, Mass.....	77,236
255,194	Troy, N. Y.....	76,813
233,659	Utica, N. Y.....	74,419
224,256	Elizabeth, N. J.....	73,409
223,258	Fort Worth, Tex.....	73,312
221,149	Waterbury Ct.....	73,141
214,744	Schenectady, N. Y.....	72,826
213,302	Hoboken, N. J.....	70,324
207,214	Manchester, N. H.....	70,063
204,548	Evansville, Ind.....	69,647
194,807	Akron, Ohio.....	69,067
184,839	Norfolk, Va.....	67,452
181,174	Wilkes-Barre, Pa.....	67,105
185,086	Peoria, Ill.....	66,950
177,149	Erie, Pa.....	66,525
173,405	Savannah, Ga.....	65,064
170,595	Oklahoma City, Okla.....	64,205
171,105	Harrisburg, Pa.....	64,186
169,867	Fort Wayne, Ind.....	63,933
167,608	Charleston, S. C.....	58,883
165,600	Portland, Me.....	58,571
164,096	East St. Louis, Ill.....	58,547
160,995	Terre Haute, Ind.....	58,157
156,577	Holyoke, Mass.....	57,730
152,571	Jacksonville, Fla.....	57,699
150,794	Brockton, Mass.....	56,878
146,994	Bayonne, N. J.....	55,545
144,839	Johnstown, Pa.....	55,482
144,402	Passaic, N. J.....	54,773
140,194	South Bend, Ind.....	53,684
130,053	Honolulu, Hawaii.....	52,183
94,045	Rutland, Vt.....	13,546

States and Territories

STATES AND TERRITORIES.	Square Miles.	When Sett' d	Admitted	Popul'n in 1910.	Rank in Pop.
Alabama.....	52,250	1711	1819	2,138,093	18
Arizona.....	113,020	1582	204,354	47
Arkansas.....	53,850	1685	1836	1,574,449	25
California.....	158,360	1768	1850	2,377,549	12
Colorado.....	103,925	1806	1876	799,024	33
Connecticut....	4,990	1635	1789	1,114,756	32
Delaware.....	2,050	1638	1787	202,322	48
Dist. of Colum.	70	331,069	44
Florida.....	58,680	1565	1845	752,619	34
Georgia.....	59,475	1733	1789	2,609,121	10
Idaho.....	84,800	1860	1890	325,594	46
Illinois.....	56,650	1682	1818	5,638,591	3
Indiana.....	36,350	1702	1816	2,700,876	9
Iowa.....	56,025	1788	1837	2,224,771	15
Kansas.....	82,080	1719	1861	1,690,949	22
Kentucky.....	40,400	1787	1792	2,289,905	14
Louisiana.....	48,720	1699	1812	1,656,388	24
Maine.....	33,040	1635	1820	742,371	35
Maryland.....	12,210	1634	1789	1,295,346	27
Massachusetts.	8,315	1620	1789	3,366,416	6
Michigan.....	58,915	1670	1837	2,810,173	8
Minnesota.....	83,365	1819	1858	2,075,708	19
Mississippi.....	46,810	1716	1817	1,797,114	21
Missouri.....	69,415	1764	1821	3,293,335	7
Montana.....	146,080	1860	1889	376,053	41
Nebraska.....	77,510	1854	1867	1,192,214	29
Nevada.....	110,700	1848	1864	81,875	51
New Hamp're..	9,305	1623	1789	430,572	40
New Jersey....	7,815	1620	1789	2,537,167	11
New Mexico....	122,580	1582	327,301	45
New York.....	49,170	1614	1789	9,113,614	1
North Carolina	52,250	1650	1789	2,206,287	16
North Dakota..	68,645	1889	577,056	38
Ohio.....	41,060	1788	1802	4,767,121	4
Oklahoma.....	70,057	1834	1907	1,657,155	23
Oregon.....	96,030	1811	1859	672,765	36
Pennsylvania..	45,215	1638	1789	7,665,111	2
Rhode Island..	1,250	1636	1790	542,610	39
South Carolina.	30,570	1690	1789	1,515,400	26
South Dakota..	70,800	1889	583,888	37
Tennessee.....	42,050	1750	1796	2,184,789	17
Texas.....	265,780	1685	1845	3,896,542	5
Utah.....	84,970	1847	1896	373,351	42
Vermont.....	9,565	1724	1791	355,956	43
Virginia.....	42,450	1607	1789	2,061,612	20
Washington...	69,180	1845	1889	1,141,990	30
West Virginia..	24,780	1607	1863	1,221,119	28
Wisconsin.....	56,040	1669	1847	2,333,860	13
Wyoming.....	97,890	1869	1890	145,965	50
Alaska.....	561,409	1741	64,356	52
Hawaii.....	6,740	191,909	49
Porto Rico.....	3,606	1,118,012	31

foreign Coins

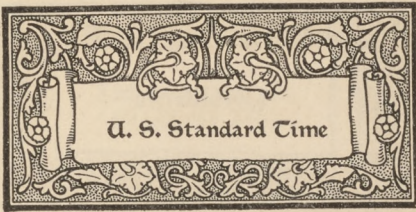
In pursuance of the provisions of section 25 of the Act of August 28, 1894, the following estimate, by the Director of the Mint, of the values of Foreign Coins, is proclaimed by the Secretary of the Treasury to be the values of such coins in terms of the money of account of the United States, to be followed in estimating the value of all foreign merchandise exported to the United States on or after Jan. 1, 1900, expressed in any of such metallic currencies :

COUNTRY.	STANDARD	MONETARY UNIT.	VALUE.
Argentine Rep...	Gold & Silv.	Peso	\$0.96.5
Austria-Hungary.	Gold.....	Crown	0.20.3
Belgium.....	Gold & Silv.	Franc	0.19.3
Bolivia.....	Silver.....	Boliviano.	0.42.7
Brazil.....	Gold.....	Milreis.....	0.54.6
British America..	Gold.....	Dollar	1.00.0
Costa Rica	Gold.....	Colon	0.46.5
Chili	Gold.....	Peso.....	0.36.5
China	Silver.....	Tael.. { Shanghai..	0.63.1
		{ Haikwan ..	0.70.3
		{ (Customs)	
Colombia.....	Silver.....	Peso.....	0.42.7
Cuba.....	Gold & Silv.	Peso.....	0.92.6
Denmark.....	Gold.....	Crown	0.26.8
Ecuador.....	Silver.....	Sucre	0.42.7
Egypt.....	Gold.....	Pound (roopiasters)	4.94.3
Finland.....	Gold.....	Mark.....	0.19.3
France.....	Gold & Silv.	Franc.....	0.19.3
German Empire..	Gold.....	Mark.....	0.23.8
Great Britain....	Gold.....	Pound Sterling ...	4.86.6½
Greece.....	Gold & Silv.	Drachma.....	0.19.3
Hayti.....	Gold & Silv.	Gourde	0.96.5
India.....	Silver.....	Rupee	0.20.3
Italy.....	Gold & Silv.	Lira.....	0.19.3
Japan.....	Gold.....	Yen.....	0.49.8
Liberia.....	Gold.....	Dollar.....	1.00.0
Mexico.....	Silver.....	Dollar.....	0.46.4
Netherlands....	Gold & Silv.	Florin.....	0.40.2
Newfoundland...	Gold.....	Dollar	1.01.4
Norway.....	Gold.....	Crown.....	0.26.8
Persia.....	Silver.....	Kran.....	0.07.9
Peru.....	Silver.....	Sol.....	0.42.7
Portugal.....	Gold.....	Milreis.....	1.08.0
Russia.....	Gold.....	Ruble.....	0.51.5
Spain.....	Gold & Silv.	Peseta	0.19.3
Sweden.....	Gold.....	Crown.....	0.26.8
Switzerland....	Gold & Silv.	Franc.....	0.19.3
Turkey.....	Gold.....	Piaster.....	0.04.4
Uruguay.....	Gold.....	Peso.....	1.03.4
Venezuela.....	Gold & Silv.	Bolivar.....	0.19.3



Easter Sundays

1897.....	April 18	1949.....	April 17
1898.....	April 10	1950.....	April 9
1899.....	April 2	1951.....	Mar. 25
1900.....	April 15	1952.....	April 13
1901.....	April 7	1953.....	April 5
1902.....	Mar. 30	1954.....	April 18
1903.....	April 12	1955.....	April 10
1904.....	April 3	1956.....	April 1
1905.....	April 23	1957.....	April 21
1906.....	April 15	1958.....	April 6
1907.....	Mar. 31	1959.....	Mar. 29
1908.....	April 19	1960.....	April 17
1909.....	April 11	1961.....	April 2
1910.....	Mar. 27	1962.....	April 22
1911.....	April 16	1963.....	April 14
1912.....	April 7	1964.....	Mar. 29
1913.....	Mar. 23	1965.....	April 18
1914.....	April 12	1966.....	April 10
1915.....	April 4	1967.....	Mar. 26
1916.....	April 23	1968.....	April 14
1917.....	April 8	1969.....	April 6
1918.....	Mar. 31	1970.....	Mar. 29
1919.....	April 20	1971.....	April 11
1920.....	April 4	1972.....	April 2
1921.....	Mar. 27	1973.....	April 22
1922.....	April 16	1974.....	April 14
1923.....	April 1	1975.....	Mar. 30
1924.....	April 20	1976.....	April 18
1925.....	April 12	1977.....	April 10
1926.....	April 4	1978.....	Mar. 26
1927.....	April 17	1979.....	April 15
1928.....	April 8	1980.....	April 6
1929.....	Mar. 31	1981.....	April 19
1930.....	April 20	1982.....	April 11
1931.....	April 5	1983.....	April 3
1932.....	Mar. 27	1984.....	April 22
1933.....	April 16	1985.....	April 7
1934.....	April 1	1986.....	Mar. 30
1935.....	April 21	1987.....	April 19
1936.....	April 12	1988.....	April 3
1937.....	Mar. 28	1989.....	Mar. 26
1938.....	April 17	1990.....	April 15
1939.....	April 9	1991.....	Mar. 31
1940.....	Mar. 24	1992.....	April 19
1941.....	April 13	1993.....	April 11
1942.....	April 5	1994.....	April 3
1943.....	April 25	1995.....	April 16
1944.....	April 9	1996.....	April 7
1945.....	April 1	1997.....	Mar. 30
1946.....	April 21	1998.....	April 12
1947.....	April 6	1999.....	April 4
1948.....	Mar. 28	2000.....	April 23




U. S. Standard Time

Name	From Greenwich		Standard for
	H	M	
Intercolonial	4	— W.	Porto Rico.....
Eastern.....	5	— W.	East Coast U. S. to Lg. 82½° W. including Cuba.....
Central.....	6	— W.	Lg. 82½° W. to Lg. 97½° W.
Mountain....	7	— W.	Lg. 97½° W. to Lg. 112½° W.
Pacific.....	8	— W.	Lg. 112½° W. to W. Coast U.S.
Hawaiian....	10	30 W.	Hawaiian Islands.....
Philippine ..	8	— E.	Philippine Islands.....

A standard of time was established by mutual agreement in 1883, by which trains are run and local time regulated. According to this system, the United States extending from 65° to 125° west longitude, is divided into four time sections, each of 15° of longitude, exactly equivalent to one hour, commencing with the 75th meridian. The first (eastern) section includes all territory between the Atlantic Coast and an irregular line drawn from Detroit to Charleston, S. C., the latter being its most southern point. The second (central) section includes all the territory between the last-named line and an irregular line from Bismarck, N. D., to the mouth of the Rio Grande. The third (mountain) section includes all territory between the last-named line and nearly the western borders of Idaho, Utah and Arizona. The fourth (Pacific) section covers the rest of the country to the Pacific Coast. Standard time is uniform inside each of these sections, and the time of each section differs from that next to it by exactly one hour. Thus at 12 noon in New York City (eastern time), the time at Chicago (central time) is 11 o'clock A. M.; at Denver (mountain time), 10 o'clock A. M., and at San Francisco (Pacific time), 9 o'clock A. M. Standard time is 16 minutes slower at Boston than true local time, 4 minutes slower at New York, 8 minutes faster at Washington, 19 minutes faster at Charleston, 28 minutes slower at Detroit, 18 minutes faster at Kansas City, 10 minutes slower at Chicago, 1 minute faster at St. Louis, 28 minutes faster at Salt Lake City, and 10 minutes faster at San Francisco.

PRESIDENTS OF THE UNITED STATES



NAMES.	BORN.	INAUGURATED.	IN OFFICE.	DIED.	NATIVE OF.
GEORGE WASHINGTON .	Feb. 22, 1732	April 30, 1789	8 years.....	Dec. 14, 1799	Virginia.
JOHN ADAMS .	Oct. 30, 1735	March 4, 1797	4 " " " "	July 4, 1826	Massachus'ts.
THOMAS JEFFERSON .	April 2, 1743	" " " "	8 " " " "	July 4, 1826	Virginia.
JAMES MADISON .	March 16, 1751	" " " "	8 " " " "	June 28, 1836	"
JAMES MONROE .	April 2, 1759	" " " "	8 " " " "	July 4, 1831	"
JOHN QUINCY ADAMS .	July 11, 1767	" " " "	4 " " " "	Feb. 23, 1848	Massachus'ts.
ANDREW JACKSON .	March 15, 1767	" " " "	8 " " " "	June 8, 1845	S. Carolina.
MARTIN VAN BUREN .	Dec. 5, 1782	" " " "	4 " " " "	Dec. 27, 1862	New York.
WILLIAM H. HARRISON .	Feb. 9, 1773	" " " "	1 month.....	April 4, 1841	Virginia.
JOHN TYLER .	March 20, 1790	April 5, 1841	3 yrs. 11 mos..	Jan. 17, 1862	"
JAMES K. POLK .	Nov. 2, 1795	March 4, 1845	4 " " " "	June 15, 1849	N. Carolina.
ZACHARY TAYLOR .	Nov. 24, 1790	" " " "	1 year 4 mos..	July 9, 1850	Virginia.
MILLARD FILLMORE .	May 7, 1800	July 10, 1850	2 yrs. 8 " "	March 8, 1874	New York.
FRANKLIN PIERCE .	Nov. 23, 1804	March 4, 1853	4 " " " "	Oct. 8, 1869	N. Hampshire.
JAMES BUCHANAN .	April 23, 1791	" " " "	4 " " " "	June 1, 1868	N. Hampshire.
ABRAHAM LINCOLN .	Feb. 12, 1809	" " " "	4 " " " "	April 15, 1865	Pennsylvania.
ANDREW JOHNSON .	Dec. 29, 1808	April 15, 1865	3 " " " "	April 15, 1865	Kentucky.
ULYSSES S. GRANT .	April 27, 1822	March 4, 1869	8 " " " "	July 31, 1875	N. Carolina.
RUTHERFORD B. HAYES .	Oct. 4, 1822	March 5, 1877	4 " " " "	July 23, 1885	Ohio.
JAMES A. GARFIELD .	Nov. 19, 1831	" " " "	6 mos. 15 days	Jan. 17, 1881	"
CHESTER A. ARTHUR .	Oct. 5, 1830	Sept. 19, 1881	3 yrs. 5 mos..	Sept. 19, 1881	Vermont.
GROVER CLEVELAND .	March 18, 1837	March 4, 1885	4 " " " "	Nov. 18, 1886	New Jersey.
BENJAMIN HARRISON .	Aug. 20, 1833	" " " "	4 " " " "	June 24, 1901	Ohio.
GROVER CLEVELAND .	March 18, 1837	" " " "	4 " " " "	March 3, 1901	Ohio.
WILLIAM MCKINLEY .	Jan. 29, 1843	" " " "	4 " " " "	June 24, 1901	New Jersey.
THEODORE ROOSEVELT .	Oct. 27, 1858	Sept. 15, 1901	7 " " " "	Sept. 14, 1901	Ohio.
WILLIAM H. TAFT .	Sept. 15, 1857	March 4, 1909	Ohio.

Information for Business Men

DEMAND NOTES are payable on presentation, without grace, and bear legal interest after a demand has been made, if not so written. An endorser on a demand note is holden only for a limited time, variable in different States.

A **NEGOTIABLE NOTE** must be made payable either to bearer, or be properly endorsed by the person to whose order it is made. If the endorser wishes to avoid responsibility, he can endorse "without recourse."

A **JOINT NOTE** is one signed by two or more persons, who can each become liable for the whole amount.

NO GRACE is allowed in the majority of States on time notes after the time for payment expires. If not paid when due, the endorser, if any, should be legally notified to be holden.

NOTES FALLING DUE ON SUNDAY, or on a legal holiday, must be paid the day following as a rule.

ALTERING A NOTE in any manner, by the holder, makes it void.

NOTES GIVEN BY MINORS are void.

THE MAKER OF A NOTE that is lost or stolen is not released from payment if the amount and consideration can be proven.

NOTES OBTAINED BY FRAUD, or given by intoxicated persons, cannot be collected.

AN ENDORSER has a right of action against all whose names were previously on a note endorsed by him.

A BILL OF EXCHANGE OR DRAFT is an order drawn by one person or firm upon another, payable either at sight or at a stated future time.

A note dated on Sunday is void. An endorser of a note is exempt from liability if not served with notice of its dishonor within 24 hours of its non-payment. Notes bear interest only when so stated. Principals are responsible for their agents. Each individual in partnership is responsible for the whole amount of the debts of the firm. Ignorance of the law excuses no one. It is a fraud to conceal a fraud. It is illegal to compound a felony. The law compels no one to do impossibilities. An agreement without a consideration is void. Signatures in lead pencil are good in law. A receipt for money is not legally conclusive. The acts of one partner bind all the others. Contracts made on Sunday cannot be enforced. A contract with a minor is void. A contract made with a lunatic is void. Written contracts concerning land must be under seal.

DEPOSITS OF MONEY in a bank placed to the credit of depositors are always subject to their check for full amount due.

Weights and Measures

MEASURE OF LENGTH.

4	In. make	1 Hand.	3	Feet make	1 Yard.
7.92	In. "	1 Link.	5½	Yds. "	1 Rod or Pole.
18	In. "	1 Cubit.	40	Poles "	1 Furlong.
12	In. "	1 Foot.	8	Fur. "	1 Mile.
6	Ft. "	1 Fathom.	69	1-6 Miles make	1 Degree.
60 Geographical Miles make 1 Degree.					
1760 Yards } 5280 Feet } = 1 Mile.					

MEASURE OF SURFACE.

144	Square Inches make	1 Square Foot.
9	Square Feet "	1 Square Yard.
30¼	Square Yards "	1 Rod, Perch or Pole.
40	Square Rods "	1 Square Rood.
4	Square Roods "	1 Square Acre.
10	Square Chains "	1 Square Acre.
640	Square Acres "	1 Square Mile.
Gunter's Chain equal to 22 Yards or 100 Links.		
272¼	Square Feet make	1 Square Rod.
43,560	Square Feet "	1 Acre.

MEASURE OF SOLIDITY.

1728	Cubic Inches make	1 Cubic Foot.
27	Cubic Feet "	1 Cubic Yard.

AVOIRDUPOIS WEIGHT.

27	¼	Grains make	1 Drachm (dr.) or	27	¼	Grains.
16	Drachms "	1 Ounce (oz.) or	437	½	"	"
16	Ounces "	1 Pound (lb.) or	7000	"	"	"
28	Pounds "	1 Quarter (qr.).				
4	Quarters "	1 Hundred-Weight (cwt.).				
20	Cwts. "	1 Ton.				
2240	Pounds "	1 Ton.				

TROY WEIGHT.

24	Grains make	1 Pennyweight, or	24	Grains.	
20	Pennywts. "	1 Ounce,	or	480	"
12	Ounces "	1 Pound,	or	5760	"

APOTHECARIES' WEIGHT.

20	Grains make	1 Scruple.
3	Scruples "	1 Drachm.
		8 Drachms make 1 Ounce.
		12 Ounces " 1 Pound.

DIAMOND WEIGHT.

16	Parts make	1 Grain (4-5ths Grain Troy).
4	Grains "	1 Carat (3 1-5ths Grains Troy).

LIQUID MEASURE.

4	Gills make	1 Pint.	31½	Gallons make	1 Barrel.
2	Pints "	1 Quart.	54	Gallons "	1 Hhd.
4	Quarts "	1 Gallon.	252	Gallons "	1 Tun.

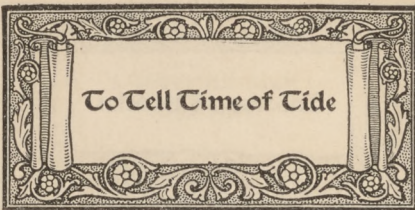
DRY MEASURE.

8	Quarts make	1 Peck.	8	Bushels make	1 Quarter.
4	Pecks "	1 Bushel.	36	Bushels "	1 Chaldron.
1 Bushel equal to 2150.42 cubic inches.					

Income on Stocks

Purchased at the following prices (par value being \$100), and bearing interest at the following rates:

Paid.	2%	2½%	3%	3½%	4%	5%	6%
\$50	4.00	5.00	6.00	7.00	8.00	10.00	12.00
55	3.63	4.55	5.45	6.36	7.27	9.09	10.90
60	3.34	4.17	5.00	5.83	6.67	8.33	10.00
65	3.08	3.85	4.62	5.38	6.15	7.69	9.23
70	2.86	3.57	4.28	5.00	5.71	7.14	8.57
75	2.67	3.33	4.00	4.67	5.33	6.66	8.00
80	2.50	3.13	3.75	4.38	5.00	6.25	7.50
85	2.35	2.94	3.53	4.12	4.70	5.88	7.05
90	2.22	2.78	3.33	3.89	4.44	5.55	6.66
91	2.20	2.75	3.29	3.85	4.40	5.49	6.59
92	2.17	2.72	3.26	3.80	4.34	5.43	6.52
93	2.15	2.69	3.23	3.77	4.30	5.38	6.45
94	2.13	2.66	3.19	3.73	4.26	5.32	6.38
95	2.11	2.63	3.16	3.68	4.21	5.26	6.31
96	2.09	2.61	3.13	3.65	4.17	5.21	6.25
97	2.06	2.58	3.09	3.61	4.12	5.15	6.18
98	2.04	2.55	3.06	3.57	4.08	5.10	6.12
99	2.02	2.53	3.03	3.54	4.04	5.05	6.06
101	1.98	2.48	2.97	3.47	3.96	4.95	5.94
102	1.96	2.45	2.94	3.43	3.92	4.90	5.88
103	1.94	2.43	2.92	3.40	3.88	4.85	5.83
104	1.92	2.41	2.89	3.37	3.85	4.81	5.77
105	1.90	2.38	2.86	3.33	3.80	4.76	5.71
106	1.89	2.36	2.83	3.30	3.77	4.72	5.66
107	1.87	2.34	2.81	3.27	3.74	4.67	5.61
108	1.85	2.32	2.78	3.24	3.70	4.63	5.56
109	1.84	2.29	2.75	3.21	3.67	4.59	5.50
110	1.82	2.27	2.73	3.18	3.63	4.54	5.45
115	1.74	2.17	2.61	3.04	3.48	4.34	5.21
120	1.67	2.08	2.50	2.92	3.33	4.16	5.00
130	1.54	1.92	2.31	2.69	3.07	3.84	4.61
140	1.43	1.79	2.14	2.50	2.86	3.57	4.28
150	1.39	1.74	2.09	2.43	2.78	3.48	4.17
160	1.25	1.57	1.88	2.20	2.50	3.13	3.75
170	1.18	1.45	1.72	2.04	2.36	2.90	3.44
180	1.11	1.39	1.67	1.95	2.22	2.78	3.33



The time of high water at the places following may be found approximately for each day by adding or subtracting from the time of high water at New-York the hours and minutes annexed.

	H. M.		H. M.
Albany, N. Y.....	+ 9.31	New Bedford, Mass..	+ 0.10
Annapolis, Md.....	+ 8.57	Newburyport, Mass..	+ 3.29
Asbury Park, N. J.....	- 0.37	New Haven, Conn. . .	+ 3.1
Atlantic City, N. J....	- 0.29	New London, Conn..	+ 1.22
Baltimore, Md.....	+10.52	Newport, R. I.....	- 0.22
Bar Harbor, Me.....	+ 2.50	Norfolk, Va.....	+ 0.56
Beaufort, S. C.....	- 0.9	Norwich, Conn.....	+ 2.5
Block Island, R. I. . .	- 0.34	Ocean Grove, N. J....	- 0.37
Boston, Mass.....	+ 3.22	Old P. Comfort, Va..	+ 0.37
Bridgeport, Conn....	+ 3.4	Philadelphia, Pa....	+ 5.37
Bristol, R. I.....	- 0.12	Plymouth, Mass.....	+ 3.12
Brooklyn Navy Yard.	+ 0.40	Point Lookout, Md. .	+ 4.49
Cape May, N. J.....	+ 0.12	Portland, Me.....	+ 3.10
Charleston, S. C.....	- 0.43	Portsmouth, N. H....	+ 3.16
City Island, N. Y....	+ 3.2	Poughkeepsie, N. Y. .	+ 4.27
Coney Island, N. Y....	- 0.20	Providence, R. I....	+ 0.7
Eastport, Me.....	+ 3.1	Richmond, Va.	+ 8.47
Fernandina, Fla.	- 0.19	Rockaway, N. Y....	- 0.28
Glen Cove, L. I.....	+ 3.1	Rockland, Me.....	+ 2.55
Gloucester, Mass....	+ 2.57	Rockport, Mass....	+ 2.50
Hell Gate Ferry, East River, N. Y.....	+ 1.53	Salem, Mass.....	+ 3.5
Isle of Shoals	+ 3.11	Sandy Hook, N. J....	- 0.32
Jacksonville, Fla....	+ 0.36	Savannah, Ga.....	+ 0.20
Key West, Fla.....	+ 0.55	Southport (Smithville), N. C.....	- 0.43
League Island, Pa...	+ 5.12	Stamford, Conn.....	+ 2.59
Long Branch, N. J....	- 0.38	Vineyard Haven, Mass.	+ 3.35
Marblehead, Mass...	+ 3.4	Washington, D. C. . .	+11.54
Nahant, Mass.....	+ 3.2	Watch Hill, R. I. . .	+ 0.53
Nantucket, Mass....	+ 4.31	West Point, N. Y. . .	+ 2.55
Newark, N. J.	+ 0.54	Wilmington, N. C....	+ 0.59

EXAMPLE.—To ascertain at what hour it will be high tide at Sandy Hook on the 1st of July, find first the time of high water at New-York under that date, and then subtract 32 minutes, as found in above table opposite Sandy Hook; the result is the time of high water required.

Help in Case of Accidents


DROWNING.—1. Loosen clothing, if any. 2. Empty lungs of water by laying body on its stomach, and lifting it by the middle so that the head hangs down. Jerk the body a few times. 3. Pull tongue forward, using handkerchief, or pin with string, if necessary. 4. Imitate motion of respiration by alternately compressing and expanding the lower ribs, about twenty times a minute. Alternately raising and lowering the arms from the sides up above the head will stimulate the action of the lungs. Let it be done gently but persistently. 5. Apply warmth and friction to extremities. 6. By holding tongue forward, closing the nostrils, and pressing the "Adam's apple" back (so as to close entrance to stomach), direct inflation may be tried. Take a deep breath and breathe it forcibly into the mouth of patient, compress the chest to expel the air, and repeat the operation. 7. **DON'T GIVE UP!** People have been saved after HOURS of patient, vigorous effort. 8. When breathing begins, get patient into a warm bed, give WARM drinks, or spirits in teaspoonfuls, fresh air, and quiet.

SUNSTROKE.—There are two important indications for treatment—reduction of temperature and the use of stimulants. The patient should first be removed to a cooler spot if possible, or at least where shade can be secured. The treatment should be begun at once. The clothing about the neck and body must be either loosened or removed. Cold is particularly indicated in cases where there is great heat of the body, and delirium and convulsive movements are present. This means of reducing the temperature may be applied in the shape of cracked ice about the head and spine, or the use of cold water. If the heat of the body is very great, it may be necessary to wrap the patient in sheets wet with cold water. If there is, besides the great heat, evidence of serious depression, stimulants must be used while the cold is being applied.

BURNS AND SCALDS.—Cover with cooking soda, and lay wet cloths over it. Whites of eggs and olive oil. Olive oil or linseed oil, plain, or mixed with chalk or whiting. Sweet or olive oil and lime-water. Shock, which is always present in severe burns, requires the administration of stimulants. Pain is more constant and intense in burns than in any other form of injury, and requires sedatives, which should be administered by the medical attendant. Later on the appearances of inflammation and other complications are to be carefully watched for.

HÆMORRHAGE.—The usual treatment is rest in the recumbent position; small pieces of ice should be freely swallowed, and the application of ice wrapped in a towel, or in an ice-bag, or snow, cold water, etc., over the stomach; hot applications may be applied to the extremities.

FIRE IN A BUILDING.—Crawl on the floor. The clearest air is the lowest in the room. Cover head with woolen wrap, wet if possible. Cut holes for the eyes. *Don't get excited.*



Remembrancer

Name

Residence P. O. Box

Telephone No.

Business Address

Telephone No.

Watch No. Case No.

Airship

Automobile No.

Motorcycle No.

Bicycle No.

Bank Book No.

Safe Deposit Box No.

Laundry Mark

Size of Hat Gloves

“ Hosiery Cuffs

“ Collars Shoes

“ Underwear

“ Necktie Shirts

Company Premium Due

Fire Ins. Policy

Life Ins. Policy

In case of accident notify

.....

Routes of Travel

*Modes of Conveyance, Distances and Rates of Fare
from San Francisco.*

ABBREVIATIONS.

- *—Southern Pacific Company, foot of Market Street.
- X—Southern Pacific Company (Coast Division), Third and Townsend Streets.
- * N. G.—Southern Pacific Company, Alameda Pier, foot of Market Street.
- A. S. S. Co.—Alaska Steamship Co., The.
- C. & L.—Colusa & Lake Railroad.
- C. & N.—California & Nevada Railroad.
- E. & E.—Eel River & Eureka Railroad.
- E. & P.—Eureka & Palisade Railroad.
- L. A. T. R.—Los Angeles Terminal Railroad.
- L. T. Ry. & T. Co.—Lake Tahoe Ry. & Transportation Co.
- m.—Miles.
- Mt. Ts.—Mt. Tamalpais Scenic Railroad.
- N. C.—Nevada County Narrow Gauge Railroad.
- N. P.—Northern Pacific Railroad.
- N. W. P.—Northwestern Pacific R. R.
- O. C. & E.—Oregon Central & Eastern Railroad.
- O. & O.—Occidental & Oriental Steamship Co.
- O. P.—Oregon Pacific Railroad.
- O. R. N.—Oregon Railway & Navigation Co.
- O. S.—Oceanic Steamship Co.
- P. C.—Pacific Coast Steamship Co.
- P. M.—Pacific Mail Steamship Co.
- P. C. Ry.—Pacific Coast Railway.
- P. S. N. Co.—Puget Sound Navigation Co., The.
- p.—Population. Where no figures are given population is under 50.
- R. G. W.—Rio Grande Western Railroad.
- S. C.—Southern California Railroad.
- U. P.—Union Pacific R. R. & Branches.
- V. & T.—Virginia & Truckee Railroad.

Routes of Travel

- ÆTNA HOT SPRINGS**, Napa Co., Cal.—* to St. Helena, 64 m., stage, 16 m., fare, \$3.05; round trip, \$7.00.
- ALAMEDA**, Alameda Co., Cal., p. 18,000.—* 9 m., or * N. G., 10 m., fare 10 cents.
- ALBANY**, Linn Co., Oregon, p. 5,000.—* 692 m., fare, \$20 and \$15, or P. C. to Portland, 653 m., fare, \$15 and \$10, * 79 m., fare, \$2.45, or P. C. to Yaquina, 450 m., fare, \$10 and \$7, O. C. & E., 83 m., fare, \$3.35.
- ASHLAND**, Jackson Co., Oregon, p. 3,500.—* 430 m., fare, \$12.20.
- ASTORIA**, Clatsop Co., Oregon, p. 8,500.—P. C., 555 m., fare, \$15 and \$10; or * to Portland, 772 m., fare, \$25, \$20 and \$15, Steamer, 100 m., fare, \$1.50
- BIG TREES**, Mariposa Co., Cal.—* to Raymond, 199 m., stage, 40 m., special summer rates.
- BIG TREES**, Santa Cruz Co., Cal., p. 250.—* N. G., 74 m., fare, \$2.55, Sunday excursion, \$2.50, Friday to Tuesday, \$4.50, Saturday to Monday, \$3.00.
- BODIE**, Mono Co., Cal., p. 1,200.—* to Reno, 244 m., V. & T. and C. & C. to Hawthorne, 141 m., stage, 38 m., fare, \$25.30.
- BOISE CITY**, Ada Co., Idaho, p. 7,124.—P. C. to Portland, 653 m., O. R. N. & U. P., 506 m., fare, \$35.15 and \$30.15, or via Ogden.
- CALISTOGA**, Napa Co., Cal., p. 690.—* 73 m., fare, \$2.05, five-day excursion \$3.50.
- CARSON**, Ormsby Co., Nevada, p. 1,200.—* to Reno, 244 m., V. & T., 31 m., fare, \$10.10.
- CHICO**, Butte Co., Cal., p. 2,640.—* 186 m., fare, \$5.10
- CLOVERDALE**, Sonoma Co., Cal., p. 750.—N. S. 85 m., fare, \$2.25, excursion Sunday, \$2.25.
- COLFAX**, Placer Co., Cal., p. 400.—* 144 m., fare, \$5.05 and \$4.35.
- COLUSA**, Colusa Co., Cal., p. 1,441.—* to Colusa Junction, 130 m., C. & L., 10 m., fare, \$5.20 and \$4.75, or Steamer.
- CORVALLIS**, Benton Co., Oregon, p. 2,000.—* to Portland, 772 m., fare, \$25, \$20 and \$15, or P. C. to Portland, 653 m., fare, \$15 and \$10, * 97 m., fare, \$2.60, or P. C. to Yaquina Bay, 450 m., fare, \$10 and \$7, O. C. & E., 72 m., fare, \$2.60.

Routes of Travel

- DALLES**, Wasco Co., Oregon, p. 1,500.—* to Portland, 772 m., fare, \$25, \$20 and \$15, or P. C. to Portland, 653 m., fare, \$12 and \$8; O. R. N., 88 m., fare, \$1.90, or Steamer, 110 m., fare, \$3.30.
- DAWSON CITY** (N. W. T.) British Colony.—P. C. or A. S. S. Co. to Skagway, and W. P. & Y. Route, 2,366 m., fare \$98 and \$70 from San Francisco, or P. C. to St. Michaels, 2,500 m., boat, 1,700 m., fare \$200.
- DAYTON**, Yamhill Co., Oregon, p. 400.—P. C. to Portland, 653 m., fare, \$15 and \$10, * 32 m., fare, \$1.00, or * to Portland, or via Yaquina.
- DIXON**, Salano Co., Cal., p. 783.—* 68 m., fare, \$2.45, \$2.10 and \$1.50.
- DOUGLAS**, Alaska, p. 1000.—P. C. to Seattle, 804 m., P. C. or A. S. S. Co., 887 m., fare, \$25 and \$15 from Seattle.
- DUNCAN MILLS**, Sonoma Co., Cal., p. 300.—N. P. C., 79 m., fare, \$2.25; round trip, \$3.40.
- EAST OAKLAND**, Alameda Co., Cal., p. 9,500.—* 9 m., fare, 10 cents.
- EUGENE CITY**, Lane Co., Oregon, p. 5,000.—*623 m., fare, \$18.75 and \$15, or via Yaquina Bay, \$12.50.
- EUREKA**, Humboldt Co., Cal., p. 7,327.—S. F. & N. P. to Ukiah, 113 m., stage to Burnells, 155 m., E. & E., 23 m., fare, \$15, or P. C., 232 m., fare, \$10, and \$5.
- EUREKA**, Eureka Co., Nevada, p. 1000.—* to Palisade, 525 m., E. & P., 90 m., fare, \$27.70.
- FOREST GROVE**, Washington Co., Oregon, p. 1,400.—P. C. to Portland, 653 m., fare, \$12 and \$8, * 26 m., fare, 80 cts., or via Yaquina.
- FRESNO**, Fresno Co., Cal., p. 12,470.—* 207 m., fare, \$6.35 and \$5.75, or Steamer to Stockton, 127 m., 50 cents; Valley R. R., 125 m., fare, \$3.75.
- GEYSER SPRINGS**, Sonoma Co., Cal.—* to Calistoga, 73 m., stage, 26 m., or S. F. & N. P. to Cloverdale, 84 m., stage, 16 m., fare, round trip, \$8.50; fare, round trip, going one route and returning the other, \$12.50.
- GILROY**, Santa Clara Co., Cal., p. 1,820.—X., 80 m., fare, \$2.20; excursion, Sunday, \$2.50; Saturday to Monday, \$3.
- GILROY HOT SPRINGS**, Santa Clara Co., Cal.—X. to Gilroy, 80 m., stage, 14 m., fare, \$3.70; round trip, \$7.15.
- GOSHEN JUNCTION**, Tulare Co., Cal.—* 241 m., fare, \$7.35 and \$6.65.

Routes of Travel

- GRASS VALLEY**, Nevada Co., Cal., p. 4,719.—* to Colfax, 144 m., N. C., 17 m., fare, \$5.75.
- HAINES**, Alaska, p. 500.—P. C. to Seattle, 804 m., P. C. or A. S. S. Co., 985 m., fare \$30 and \$20.
- HEALDSBURG**, Sonoma Co., Cal., p. 1,869.—S. F. & N. P., 66 m., fare, \$1.50; Sunday excursion, \$2.25.
- HONG KONG**.—P. M. and O. & O., 7,185 m., fare, first cabin, \$225; time, 28 days.
- HONOLULU**, p. 30,000.—O. S., 2,100 m., fare, first cabin, \$75, round trip, \$125, steerage, \$30; time, 5 days.
- IDAHO CITY**, Boise Co., Idaho, p. 672.—P. C. to Portland, 653 m., O. R. N. and U. P. to Boise City, 506 m., fare, \$36.15 and \$28.85; stage, 36 m., fare, \$5; all rail, \$58.75 and \$48.75.
- INDEPENDENCE**, Polk Co., Oregon, p. 2,000.—P. C. to Portland, 653 m., fare, \$12 & \$8; * 76 m., fare, \$1.95.
- JUNCTION CITY** (Lancaster), Lane Co., Oregon, p. 1,200.—* 662 m., fare, \$19.15 and \$15.
- JUNEAU**, Alaska, p. 1,253.—P. C. to Seattle, 804 m., P. C. or A. S. S. Co., 861 m., fare, \$25 and \$16., from Seattle.
- KETCHIKAN**, Alaska, p. 1,000.—P. C. to Seattle, 804 m., P. C. or A. S. S. Co., 662 m., fare, \$22 and \$14. from Seattle.
- LA GRANDE**, Union Co., Oregon, p. 3,600.—* to Portland, 772 m., fare, \$25; \$20 and \$15, O. R. N., 305 m., fare, \$12.20, or P. C. to Portland, 653 m., fare, \$15 and \$10.
- LAKE TAHOE** (bounded by Placer and El Dorado counties, Cal., and Washoe, Ormsby and Douglas counties, Nev.), Cal.—* to Truckee, 209 m., fare, \$8.30; T. & L. T. R. R., 14 m., fare, \$2, round trip, \$14.50, or via Reno, Nev., round trip, \$18; or round the lake, \$16.50.
- LEWISTON**, Nez Perce Co., Idaho, p. 3,600.—P. C. to Portland, 653 m., O. R. N. to Riparia, 301 m., fare, \$27.95 and \$20.45; Steamer, 77 m., fare, \$3.25.
- LOS ANGELES**, Los Angeles Co., Cal., p. 150,000.—* 482 m., fare, \$14 and \$12, or P. C. to Port Los Angeles, 372 m., fare, \$10 and \$7, and L. A. T. R., 21 m., fare, 35 cents, or P. C. to Redondo, 397 m., fare, \$10 and \$7; S. C., 23 m., fare, 35 cents.
- MANILA**.—P. M. and O. & O., 7,767 m., fare, first cabin, \$261; time, 60 hours from Hong Kong.

Routes of Travel

- MARYSVILLE, Yuba Co., Cal., p. 3,497.—* 125 m., fare, \$15 and \$3.75, or Steamer.
- MENLO PARK, San Mateo Co., Cal., p. 800.—X., 32 m., fare, 90 cents; Sunday excursion, \$1.25; Saturday to Monday, \$1.50; Theatre train, \$1.
- MONTEREY, Monterey Co., Cal., p. 1,748.—X., 125 m., fare, \$3; Sunday excur'n, \$2.50; Saturday to Sunday, \$3.00; Saturday to Monday, \$4.00; Friday to Tuesday, \$4.50; or P. C., 93 m., fare, \$3 and \$2.50.
- NAPA, Napa Co., Cal. p. 4,036.—* 46 m., fare, \$1.25 and \$1.; 5-day excursion, \$2.00, or by river Steamer.
- NEVADA CITY, Nevada Co., Cal., p. 3,250.—* to Colfax, 144 m., fare, \$4.35; N. C., 22 m., fare, \$1.55.
- NOME, Alaska.—P. C., direct 2,610 m.; or via Seattle, 3,132 m., fare, \$100 and \$75.
- OAKLAND, Alameda Co., Cal., p. 85,000.—* 8 m., fare, 10 cents, or * N. G., fare, 10 cents, or Creek Route, fare, 5 cents.
- OLYMPIA, Thurston Co., Washington, p. 10,000.—P. C. to Tacoma, 850 m., fare, \$18 and \$10; N. P., 34 m., fare, \$1.70, or via Portland.
- PASO ROBLES, San Luis, Obispo Co., Cal., p. 1,500.—X., 216 m., fare, \$6.20. One month from date of sale, \$8.30.
- PASADENA, Los Angeles Co., Cal., p. 15,000.—* to Los Angeles, and L. A. T. R., 492 m., fare, \$15.25, \$14.25 and \$12.25.
- PENDLETON, Umatilla Co., Oregon, p. 4,000.—* to Portland, 772 m., fare, \$17.50 and \$14 net; O. R. N., 231 m., fare, \$9.22, or P. C. to Portland.
- PESCADERO, San Mateo Co., Cal., p. 400.—X to San Mateo, 21 m., stage daily except Sunday, 32 m., fare, \$2.50, or X to Redwood, 29 m., stage daily except Sunday, 34 m., fare, \$2.25, round trip, \$4.10; or X to Santa Cruz, fare, \$2.80, stage, 36 m., fare, \$2.50.
- PETALUMA, Sonoma Co., Cal., p. 3,871.—N. S., 36 m., fare, \$1; excursion Sunday, \$1; Saturday to Monday, \$1.50, or Steamer, 50 cents.
- PORTLAND, Multnomah Co., Oregon, p. 90,426.—* 772 m., fare, \$25, \$20.00 and \$15.00, net; time, 37 hours; or P. C., 653 m., fare, \$15 and \$10; time, 60 hours.
- PORT TOWNSEND, Jefferson Co., Wash., p. 6,000.—P. C., 785 m., fare, \$15 and \$8, or P. C. to Seattle and P. S. N. Co. to Port Townsend.

Routes of Travel

- REDLANDS**, San Bernardino Co., Cal., p. 11,000.—* 548 m., fare, \$17.70, \$16.05 and \$14.05, or P. C. to Redondo and S. C., 88 m., fare, \$14.40 and \$10.55.
- RENO**, Washoe Co., Nevada, p. 6,000.—* 244 m., fare, \$8.35.
- RIVERSIDE**, Riverside Co., Cal., p. 10,000.—* to Colton and S. C., 546 m., fare, \$17.35, \$15.75 and \$13.75, or P. C. to Redondo and S. C., fare, \$13.75 and \$10.25.
- ROSEBURG**, Douglas Co., Oregon, p. 3,000.—* 574 m., fare, limited, \$16.55; \$15, 2nd.
- SACRAMENTO**, Sacramento Co., Cal., p. 29,282.—* via Benicia, 90 m. (via Niles, 140 m.), fare, \$3.30; limited, \$2.50; or Steamer, 120 m., fare, \$1.50.
- SALEM**, Marion Co., Oregon, p. 10,600.—* 694m., fare, \$20.00 and \$15.00, or P. C. to Portland, 653 m., fare, \$15 and \$10; * 52 m., fare, \$2.15, or Steamer, 70 m., or P. C. to Yaquina.
- SALINAS**, Monterey Co., Cal., p. 3,304.—X, 118 m., fare, \$3.25, or P. C. to Moss Landing.
- SALT LAKE CITY**, Salt Lake Co., Utah, p. 53,531.—* to Ogden, 833 m., R. G. W., 36 m., or U. P. 37 m., fare, \$1.10.
- SANTA ROSA**, Sonoma Co., Cal., p. 6,673.—N. S., 51 m., fare, \$1.25, round trip, Saturday to Monday, \$2.25; excursion Sunday, \$1.50; or * 75 m., fare, \$2.25 and \$1.25.
- SAN BERNARDINO**, San Bernardino Co., Cal., p. 6,150.—* 546 m., fare, \$17.35, \$15.75 and \$13.75, or P. C. to Redondo and S. C., fare, \$14.10 and \$10.60.
- SAN DIEGO**, San Diego Co., Cal., p. 17,700.—* to Los Angeles, 482 m., S. C., 126 m., fare, \$18.85 and \$15.85, or P. C., 482 m., fare, \$12.50 and \$7.
- SAN JOSE**, Santa Clara Co., Cal., p. 25,000.—* N. G., or * 48 m., or X, 50 m., fare, \$1.25; excursion Sunday, \$1.75; Saturday to Monday, \$2. Theatre train, \$1.75, or Steamer to Alviso, 35 m., Bus, 10 m., fare, 65 cents.
- SAN RAFAEL**, Marin Co., Cal., p. 3,879.—C. N. W., 18 m., or N. S., 8 m., fare, 35 cents; round trip, 50 cents.
- SAN LUIS OBISPO**, San Luis Obispo Co., Cal., p. 3,021.—X, 253 m., fare, \$8.05 and \$7.30, or P. C. to Port Harford, 201 m., P. C. Ry., 10 m., fare, \$6.50 and \$5.

Routes of Travel

- SANTA MONICA**, Los Angeles Co., Cal., p. 5,000.—* 502 m., fare, \$15.80, \$14.35 and \$12.35, or P. C. to Port Los Angeles, fare, \$10 and \$7, S. P., 3 m., fare, 10 cents.
- SAN MATEO**, San Mateo Co., Cal., p. 1,600.—X, 21 m., fare, 55 cents; ex. Sun., 75 cents; Sat. to Mon., \$1. Theatre train, 75 cents, or electric car, 25 cents.
- SANTA BARBARA**, Santa Barbara Co., Cal., p. 6,587.—P. C., 288 m., fare, \$8 and \$6, or * 370 m., fare, \$12.00, \$10.90 and \$9.
- SANTA CLARA**, Santa Clara Co., Cal., p. 3,650.—X, 47 m., fare, \$1.25; excursion Sunday, \$1.75, Saturday to Monday, \$2; Theatre train, \$1.75; or * N. G., 44 m., fare, \$1.25; excursion Sunday, \$1.75, or Steamer via Alviso, fare, 50 cents.
- SANTA CRUZ**, Santa Cruz Co., Cal., p. 5,659.—* N. G., 81 m., or X, 121 m., fare, \$2.80; excursion Sunday, \$2.50; excursion Saturday to Monday, \$3; Friday to Tuesday, \$4.50; or P. C., direct, 70 m., fare, \$2.50 and \$2.
- SEATTLE**, King Co., Wash., p. 242,000.—P. C., 804 m., fare, \$20 and \$10; or P. C. to Portland, 658 m., fare, \$15 and \$10; or * to Portland, 772 m., fare, \$25, \$20 and \$15, net; N. P., or O. & W. R. R., 183 m., fare, \$5.60.
- SIERRA MADRE**, Los Angeles Co., Cal.—* to San Gabriel, 491 m., stage, 4 m., fare, \$15.70 and \$12.70.
- SITKA**, Alaska, p. 1,190.—P. C. to Seattle, 804 m.; P. C., or A. S. S. Co., 1,049 m., fare, \$35 and \$22.
- SKAGUAY**, Alaska, p. 5,000.—P. C. to Seattle, 804 m.; P. C., or A. S. S. Co., 958 m., fare, \$30 and \$20, from Seattle.
- SODA SPRINGS**, Placer Co., Cal.—* 192 m., fare, \$7.45 and \$6.95.
- SPOKANE**, Spokane Co., Wash., p. 90,000.—P. C. to Tacoma, 826 m., fare, \$20 and \$10; N. P., 398 m., fare, \$11.20, or via Portland, O. R. N.
- STOCKTON**, San Joaquin Co., Cal., p. 17,506.—* 92 m., fare, \$2.50, \$2.35 and \$1.50, or Steamer, 127 m., fare, \$1.00.
- ST. HELENA**, Napa Co., Cal., p. 2,100.—* 64 m., fare, \$1.80; five-day excursion, \$3.10.
- ST. MICHAEL'S**, Alaska, p. 500.—P. C., 2,500 m., fare \$100, \$90, \$80 and \$65.

Routes of Travel

- TACOMA, Pierce Co., Wash., p. 90,000.—P. C., 826 m., fare, \$20 and \$10, or P. C. to Portland, 653 m., fare, \$15 and \$10, or * to Portland, 772 m., fare, \$25, \$20 and \$15, net; N. P., or O. & W. R. R., 145 m., fare, \$4.35.
- TAHOE CITY (Lake Tahoe), Placer Co., Cal., p. 200.—* to Truckee, 209 m., L. T. Ry. & T. Co., 14 m., fare, \$8.45, round trip, \$14.50; return via Carson and Reno, fare, \$18.00.
- TAMALPAIS, Marin Co., Cal.—N. W. P. R., 14 m., round trip, \$1.90.
- UMATILLA, Umatilla Co., Oregon, p. 319.—* to Portland, 772 m., O. R. N., 186 m., fare, \$25.55 and \$20.55, or P. C. to Portland.
- VACAVILLE, Solano Co., Cal., p. 1,220.—* 65 m., fare, \$2.30 and \$2.05.
- VANCOUVER, Clark Co., Wash., p. 4,500.—P. C. to Portland, 730 m., fare, \$15 and \$10; Steamer, 18 m., fare, 25 cents.
- VALLEJO, Solano Co., Cal., p. 7,965.—* to Vallejo Junction, 29 m., ferryboat, 2 m., fare, \$1, five-day excursion, \$1, or Steamer.
- VICTORIA (Victoria District) British Colony, p. 20,500.—P. C., 750 m., fare, \$18 and \$10, or P. C. to Seattle, and P. S. N. Co. to Victoria, B. C.
- VIRGINIA CITY, Storey Co., Nevada, p. 4,500.—* to Reno, 244 m., V. & T., 52 m., fare, \$11.35.
- WALLA WALLA, Walla Walla Co., Wash., p. 20,000.—P. C. to Portland, 653 m., fare, \$15 and \$10; O. R. N., 245 m., fare, \$7.30.
- WALNUT CREEK, Contra Costa Co., Cal., p. 500.—* via Avon, 49 m., fare, \$1.50, or * to Emerys, C. & N. to Bryant, 31 m., stage, 7 m.
- WHITESULPHUR SPRINGS, Napa Co., Cal.—* to St. Helena, 64 m., fare, \$2.05; stage, 2 m., fare, 25 cents.
- WRANGEL, Alaska, p. 500.—P. C. to Seattle, 804 m., P. C., or A. S. S. Co., 751 m., fare, \$22 and \$14, from Seattle.
- YALE (Yale District), British Colony, p. 1,300.—P. C. to Victoria, fare, \$18 and \$10, Steamer, and P. C., 938 m., fare, \$8.10.
- YOKOHAMA.—P. M. and O. & O., 5,565 m., fare, first cabin, \$200; time, 15 days.
- YOSEMITE, Mariposa Co., Cal., p. 200.—* to Raymond, 199 m., stage, via Wawona, 68 m., round trip, \$38, or via Calaveras Big Trees, stage, 150 m., or via Jamestown and stage 60 miles. Y. V. R. R., Via Merced, round trip, \$22.35.

Theatre Guide

Pleasure Resorts and Places of Interest, General Information for Strangers, etc., in and about San Francisco.

Alcazar Theatre—Cor. Sutter and Steiner Streets.

American Theatre—Market and Seventh Streets.

Savoy Theatre—McAllister near Market Street.

Columbia Theatre—Geary and Mason Streets

Novelty Theatre—O'Farrell and Steiner Streets.

Orpheum—O'Farrell near Stockton St.

Princess Theatre—Ellis, bet. Filmore and Steiner Streets.

Wigwam Theatre—Mission near Twenty-first Street.

Alcatraz Island and Angel Island—Permission to visit these may be secured at Army Headquarters, Presidio. Steamer *General McDowell* visits them daily.

California State Mining Bureau—Ferry Building, foot of Market Street. This institution has the largest and most valuable collection of ores, minerals, fossils and Indian relics in the United States.

Chutes (The)—Webster, Fillmore, Turk and Eddy.

Eastern Railway Lines—The offices of nearly all Agents of Eastern Railroads represented in San Francisco are on Market Street, in the Flood Building; others in the Palace Hotel and the Monadnock Building.

Libraries—The People's Free Library, Hayes and Franklin; The Mechanics' Mercantile Library; The Geographical Society of the Pacific; the San Francisco Art Association.

Places of Interest

Golden Gate Park—Contains over 1,100 acres; extends from Baker Street to the Pacific Ocean, $3\frac{1}{2}$ miles. Band plays Sunday afternoons; children's playhouse, conservatory, gymnasium, fine museum, deer park, etc., good views, drives, promenades and choice landscape gardening. Reached by Market Street Ry. via Sutter, Ellis, Eddy, McAllister or Hayes Streets, from Ferries; California St. Cable Road from corner of Kearney and Geary Streets, and the Powell and Jackson Street Cable Line by transfer at Central Avenue. Fare 5 cents.

Merchants' Exchange—California Street, between Montgomery and Sansome.

Mission Dolores—Founded 1776; 16th and Dolores Streets. Reached by Valencia Street Division of Market Street Railway, and Fillmore and Sixteenth Street Line.

Mt. Tamalpais Summit—Via N. S. and Mt. T. S., Round trip, \$1.90.

Presidio Barracks—Union Street line from Ferries, California Street line, or Jackson and Market Street cars, at Powell Street. Band plays daily, except Thursday and Saturday, at 2 P. M.

Seeing San Francisco—Observation Car leaves ferry building foot of Market Street for tour of the city daily at 10 a. m. and 2 p. m., fare round trip 50c.

Cal. State Board of Trade—Ferry Building.

San Francisco Chamber of Commerce—Merchants' Exchange, California Street.

San Francisco Stock Exchange—Bush Street, between Montgomery and Kearney.

Sutro Baths—Open from 7 A. M. to 11 P. M. Concert every afternoon and evening. Admission, adults, 10 cents, children, 5 cents. Bath tickets 15 cents extra. At foot of Sutro Heights.

Sutro Heights Cliff House and Seal Rocks—Point Lobos, 6 miles from City Hall. A magnificent drive over a perfect road leading through Golden Gate Park, or can be reached by Market Street R. R., Haight, Hayes, McAllister or Ellis Divisions, transferring at Haight Street Terminus to H Street Electric cars direct to Ocean Beach, near Cliff House. Distance from Oakland Ferry, about 8 miles; time, 55 minutes; fare, 5 cents;

Places of Interest

also reached by California or Powell Street Cable Cliff House line along the Cliffs to Sutro Heights and Ocean Beach, also by Sutter Street and Sutro Electric R. R. through Richmond to Sutro Heights, Sutro Baths, Cliff House and Ocean Beach.

Telegraph Hill—Take Kearney and North Beach Street cars to base of hill. Elevation, 294 feet. Fine view of the City, the Bay, the Golden Gate, the shipping and surrounding country.

U. S. Army Posts—Troops are stationed at Fort Mason, Fort Scott, Presidio, Fort Miley, Angel Island, Alcatraz Island, Fort Baker Naval Training Station, Benicia Arsenal and Mare Island Navy Yard. Government boat makes two trips daily to posts in the harbor from Clay Street Wharf. Permit required from Army Headquarters. The Government prison is on Alcatraz Island. The Naval Training School is on Yerba Buena (Goat) Island. The Quarantine Station is on Angel Island. Transport Dock on Folsom Street Wharf.

United States Land Office—Butler Building, Geary and Stockton Streets.

United States Mint—Fifth and Mission Streets. Visitors admitted from 9 A. M. to 11 A. M., except Saturday or Sunday.

U. S. Naval Academy, Goat Island—Government tug leaves wharf foot of Market Street four times daily. No charge for trip on presentation of card to officer.

Weather Bureau—Merchants Exchange Building.

BANKS—The leading banks are on Montgomery, Sansome, California, Market and Sutter Streets.

CUSTOM HOUSE—Washington Street, between Sansome and Battery Streets.

EXPRESS OFFICES—Wells Fargo & Co., Second and Mission Streets.

POSTAL TELEGRAPH—Main Office, Battery and Bush Street.

POST OFFICE—Corner of Mission and Seventh Streets. A magnificent granite and marble structure, costing nearly five millions.

STREET CAR FARES—The Fare on all Street Car Lines, is 5 cents.

WESTERN UNION TELEGRAPH—Main Office, Pine and Montgomery Streets.

Eastern Railway Agencies

- Burlington**—795 Market Street.
Canadian Pacific—Palace Hotel
Chicago and Alton—Flood Building.
Chicago, Milwaukee and St. Paul—22 Powell Street.
Chicago and Northwestern—878 Market Street.
Chicago, Rock Island and Pacific—882 Market Street.
Colorado Midland—685 Market Street.
Denver and Rio Grande—36 Powell Street.
Erie—26 Powell Street.
Great Northern—655 Market Street.
Illinois Central—28 Powell Street.
Missouri Pacific—36 Powell Street.
Missouri, Kansas and Texas—Flood Building.
N. Y. Central—32 Powell Street.
Northern Pacific—685 Market Street.
Pennsylvania—40 Powell Street.
Santa Fe—673 Market Street.
Southern Pacific—884 Market Street.
Texas and Pacific—36 Powell Street.
Union Pacific—42 Powell Street.
Washington Sunset Route—874 Market Street.
Western Pacific—Palace Hotel.

Key to Tide Tables

NOTE.—The tables of tides for San Francisco, San Pedro, Port Townsend and Astoria are obtained from the United States Coast and Geodetic Survey. These tides are extremely irregular, both as regards interval and height.

The two tides may occur either during the same morning or during the same afternoon. 0 h. 00 m. is midnight and 12 h. 00 m. is noon. An A. M. tide in the P. M. column is marked a; a P. M. tide in the A. M. column is marked p. To change "Pacific Standard Time" to San Francisco "Local Time," subtract 10 minutes. For San Pedro, add 7 minutes. For Port Townsend, subtract 11 minutes. For Astoria, subtract 15 minutes. The height is reckoned from the level of average lower low waters, for which the soundings are given on the coast and geodetic survey charts. These predicted times are all in "Pacific Standard Time," eight hours slower than Greenwich time. The large tide is distinguished by the letter l, and the asterisk (*) denotes that both tides are of the same height.

High Tides

AT SAN FRANCISCO

JANUARY

D	First	Second	D	First	Second
1	7 45 1	10 30	17	9 17	
2	8 30 1	11 27	18	0 24	9 52al
3	9 19		19	0 59	10 30al
4	0 17	10 10al	20	1 28	11 08al
5	1 05	11 02al	21	1 52	11 44al
6	1 50	11 57al	22	2 10	12 23 1
7	2 30	12 52 1	23	2 33 1	1 08
8	3 10 1	1 56	24	2 56 1	2 05
9	3 52 1	3 05	25	3 20 1	3 12
10	4 36 1	4 34	26	3 48 1	4 30
11	5 18 1	6 08	27	4 27 1	6 30
12	6 00 1	7 37	28	5 15 1	8 24
13	6 42 1	8 57	29	6 10 1	9 32
14	7 22 1	10 03	30	7 10 1	10 26
15	8 00 1	11 00	31	8 10 1	11 12
16	8 37 1	11 45			

FEBRUARY

D	First	Second	D	First	Second
1	9 10 1	11 52	17	0 07	10 25al
2	10 16		18	0 25	11 03al
3	0 31	11 02al	19	0 43	11 43al
4	1 06	11 58al	20	1 02*	12 26
5	1 40	12 42 1	21	1 22 1	1 12
6	2 18 1	1 55	22	1 45 1	2 02
7	2 55 1	3 04	23	2 12 1	3 12
8	3 32 1	4 17	24	2 47 1	4 53
9	4 15 1	6 02	25	3 34 1	7 02
10	4 58 1	7 37	26	4 32 1	8 28
11	5 47 1	8 57	27	5 43 1	9 21
12	6 38 1	9 57	28	6 57 1	10 02
13	7 27 1	10 42	29	8 05 1	10 40
14	8 13 1	11 13			
15	8 57 1	11 42			
16	9 42				

MARCH

D	First	Second	D	First	Second
1	9 08 1	11 12	17	10 14 1	11 18
2	10 07 1	11 43	18	10 56*	11 37
3	11 02		19	11 38	11 58 1
4	0 15	11 57al	20		12 28
5	0 47 1	12 51	21	0 24 1	1 20
6	1 20 1	1 48	22	0 51 1	2 24
7	1 52 1	2 57	23	1 23 1	3 43
8	2 27 1	4 23	24	2 00 1	5 30
9	3 05 1	6 04	25	2 51 1	7 06
10	3 48 1	7 33	26	4 02 1	8 05
11	4 41 1	8 40	27	5 30 1	8 48
12	5 48 1	9 23	28	6 56 1	9 22
13	6 53 1	9 55	29	8 08 1	9 50
14	7 58 1	10 21	30	9 12 1	10 22
15	8 45 1	10 42	31	10 11 1	10 52
16	9 31 1	11 00			

APRIL

D	First	Second	D	First	Second
1	11 05	11 22 1	17	11 44	11 08 1
2	12 00	11 53 1	18	12 39p	11 37 1
3		12 57	19		1 40
4	0 23 1	2 00	20	0 09 1	2 50
5	0 56 1	3 10	21	0 43 1	4 12
6	1 27 1	4 33	22	1 28 1	5 35
7	2 02 1	5 59	23	2 26 1	6 38
8	2 40 1	7 08	24	3 50 1	7 22
9	3 38 1	7 57	25	5 32	7 58 1
10	5 02	8 30 1	26	7 01	8 30 1
11	6 25	8 53 1	27	8 17	9 03 1
12	7 33	9 12 1	28	9 22	9 36 1
13	8 28	9 32 1	29	10 18	10 05 1
14	9 18	9 52 1	30	11 17	10 35 1
15	10 03	10 13 1			
16	10 52	10 40 1			

MAY

D	First	Second	D	First	Second
1	12 16p	11 06 1	17	12 52p	11 02 1
2	1 14p	11 37 1	18	1 55p	11 41 1
3		2 16	19		3 02
4	0 07 1	3 22	20	0 30 1	4 03
5	0 37 1	4 30	21	1 18 1	5 01
6	1 03 1	5 30	22	2 25 1	6 48
7	1 35 1	6 21	23	3 54	6 36 1
8	2 25	6 55 1	24	5 35	7 08 1
9	3 56	7 20 1	25	7 08	7 45 1
10	5 42	7 42 1	26	8 25	8 19 1
11	7 08	8 05 1	27	9 31	8 51 1
12	8 12	8 25 1	28	10 31	9 23 1
13	9 00	8 48 1	29	11 30	9 54 1
14	9 58	9 18 1	30	12 27p	10 27 1
15	10 55	9 53 1	31	1 23p	11 00 1
16	11 52	10 27 1			

JUNE

D	First	Second	D	First	Second
1	2 18p	11 32 1	17		2 40
2	3 16p	11 59 1	18	0 25 1	3 26
3		3 59	19	1 25 1	4 10
4	0 28 1	4 10	20	2 33	4 54 1
5	1 04 1	5 10	21	3 58	5 36 1
6	1 56	5 37 1	22	5 37	6 18 1
7	3 10	6 03 1	23	7 08	6 57 1
8	4 50	6 28 1	24	8 30	7 25 1
9	6 32	6 52 1	25	9 40	8 12 1
10	7 40	7 21 1	26	10 41	8 48 1
11	8 56	7 53 1	27	11 38	9 23 1
12	10 02	8 34 1	28	12 30p	9 59 1
13	11 05	9 16 1	29	1 15p	10 27 1
14	12 05p	10 00 1	30	1 57p	11 12 1
15	12 56p	10 45 1			
16	1 50p	11 32 1			

High Tides

AT SAN FRANCISCO

JULY						AUGUST					
D	First	Second	D	First	Second	D	First	Second	D	First	Second
1	2 28p	11 53 l	17	0 33 l	2 37	1	0 24 l	2 13	17	2 35	3 00 l
2		3 00	18	1 33	3 14 l	2	1 05	2 35 l	18	3 53	3 43 l
3	0 26 l	3 25	19	2 40	3 59 l	3	1 53	2 55 l	19	5 28	4 29 l
4	1 05	3 50 l	20	4 02	4 43 l	4	2 50	3 20 l	20	7 04	5 23 l
5	1 53	4 17 l	21	5 28	5 27 l	5	4 05	3 56 l	21	8 29	6 20 l
6	3 00	4 41 l	22	7 01	6 12 l	6	6 00	4 43 l	22	9 32	7 15 l
7	4 34	5 10 l	23	8 27	6 58 l	7	7 53	5 42 l	23	10 17	8 08 l
8	5 59	5 44 l	24	9 40	7 43 l	8	9 05	6 45 l	24	10 50	8 57 l
9	7 43	6 25 l	25	10 37	8 27 l	9	10 00	7 48 l	25	11 20	9 40 l
10	9 04	7 14 l	26	11 23	9 10 l	10	10 43	8 48 l	26	11 45	10 23 l
11	10 09	8 05 l	27	12 02p	9 50 l	11	11 22	9 47 l	27	12 07p	11 02 l
12	11 02	8 48 l	28	12 36p	10 32 l	12	12 00	10 43 l	28	12 25p	11 42 l
13	11 52	9 50 l	29	1 07p	11 10 l	13	12 35p	11 38 l	29		12 43
14	12 36p	10 43 l	30	1 33p	11 48 l	14		1 08	30	0 20	1 01 l
15	1 20p	11 37 l	31		1 52	15	0 34 l	1 44	31	0 59	1 20 l
16		2 00				16	1 33	2 22 l			

SEPTEMBER						OCTOBER					
D	First	Second	D	First	Second	D	First	Second	D	First	Second
1	1 51	1 45 l	17	5 32	3 29 l	1	3 20	1 30 l	17	6 35	3 39 l
2	2 57	2 20 l	18	7 02	4 28 l	2	4 52	2 13 l	18	7 27	5 02 l
3	4 27	3 00 l	19	8 10	5 36 l	3	6 29	3 19 l	19	8 05 l	6 23
4	6 24	3 57 l	20	8 58	6 46 l	4	7 30	4 51 l	20	8 32 l	7 33
5	7 53	5 09 l	21	9 32	7 50 l	5	8 13	6 25 l	21	8 53 l	8 29
6	8 50	6 28 l	22	10 00	8 45 l	6	8 48	7 43 l	22	9 16 l	9 18
7	9 32	7 41 l	23	10 22	9 38 l	7	9 20	8 50 l	23	9 37 l	9 58
8	10 07	8 47 l	24	10 41	10 13 l	8	9 50*	9 50	24	9 56 l	10 46
9	10 40	9 46 l	25	11 00 l	10 52	9	10 22*	10 48	25	10 21 l	11 35
10	11 11	10 43 l	26	11 18 l	11 32	10	10 55 l	11 43	26	10 49	
11	11 43	11 38 l	27	11 37		11	11 27		27	0 27	11 16al
12		12 16	28	0 20	12 03 l	12	0 42	12 01 l	28	1 25	11 45al
13	0 33	12 50 l	29	1 10	12 38 l	13	1 44	12 35 l	29	2 28	12 18 l
14	1 32	1 26 l	30	2 08	12 55 l	14	2 54	1 12 l	30	3 42	12 58 l
15	2 40	2 02 l				15	4 08	1 50 l	31	4 57	1 54 l
16	4 02	2 42 l				16	5 27	2 36 l			

NOVEMBER						DECEMBER					
D	First	Second	D	First	Second	D	First	Second	D	First	Second
1	5 57	3 07 l	17	6 57 l	5 37	1	5 51 l	4 53	17	6 09 l	6 18
2	6 44	4 50 l	18	7 22 l	6 57	2	6 33 l	6 30	18	6 35 l	7 34
3	7 22 l	6 28	19	8 47 l	8 03	3	7 10 l	7 52	19	7 02 l	8 48
4	7 57 l	7 50	20	8 10 l	8 56	4	7 47 l	9 03	20	7 35 l	9 52
5	8 32 l	8 57	21	8 32 l	9 51	5	8 22 l	10 08	21	8 15 l	10 51
6	9 05 l	9 58	22	9 00 l	10 47	6	8 59 l	11 08	22	8 50 l	11 45
7	9 40 l	10 59	23	9 35 l	11 42	7	9 35		23	9 41	
8	10 10 l	11 57	24	10 07		8	0 07	10 12al	24	0 37	10 27al
9	10 45		25	0 40	10 42al	9	1 02	10 50al	25	1 25	11 15al
10	0 57	11 21al	26	1 36	11 20al	10	1 55	11 28al	26	2 12	12 07 l
11	1 55	11 57al	27	2 35	12 05 l	11	2 45	12 05 l	27	2 54	1 03 l
12	2 58	12 30 l	28	3 32	12 54 l	12	3 32	12 39 l	28	3 34	2 07 l
13	4 00	1 05 l	29	4 33	1 55 l	13	4 13	1 18 l	29	4 16 l	3 24
14	4 59	1 43 l	30	5 10	3 15 l	14	4 45*	2 03	30	4 58 l	4 57
15	5 50	2 35 l				15	5 13 l	3 09	31	5 40 l	6 30
16	6 30 l	4 03				16	5 42 l	4 40			

High Tides

AT SAN PEDRO

JANUARY

D	First	Second	D	First	Second
1	6 55 1	7 25	17	8 15 1	9 18
2	7 40 1	8 23	18	8 48 1	9 48
3	8 23 1	9 17	19	9 18 1	10 18
4	9 03 1	10 03	20	9 50 1	10 47
5	9 48 1	10 56	21	10 18 1	11 19
6	10 33 1	11 48	22	10 53 1	11 52
7	11 17		23	11 25	
8	0 42	12 03 1	24	0 44	12 01 1
9	1 41	12 52 1	25	1 24	12 44 1
10	2 43	1 48 1	26	2 28	1 39 1
11	3 50	2 48 1	27	3 38 1	3 08
12	4 53 1	4 04	28	4 49 1	4 52
13	5 46 1	5 28	29	5 48 1	6 26
14	6 31 1	6 46	30	6 43 1	7 33
15	7 08 1	7 49	31	7 28 1	8 27
16	7 43 1	8 38			

FEBRUARY

D	First	Second	D	First	Second
1	8 12 1	9 12	17	8 53 1	9 45
2	8 54 1	9 55	18	9 25 1	10 08
3	9 35	10 37 1	19	9 55 1	10 36
4	10 15 1	11 18	20	10 25 1	11 08
5	10 53		21	10 58 1	11 46
6	0 03	11 33al	22	11 32	
7	0 50	12 14 1	23	0 33	12 08 1
8	1 45	1 03 1	24	1 35 1	1 08
9	2 53 1	1 59	25	2 55 1	2 58
10	4 08 1	3 33	26	4 20 1	5 06
11	5 18 1	5 42	27	5 31 1	6 37
12	6 08 1	6 18	28	6 24 1	7 33
13	6 51 1	8 08	29	7 13 1	8 15
14	7 23 1	8 38			
15	7 54 1	8 58			
16	8 23 1	9 22			

MARCH

D	First	Second	D	First	Second
1	7 55 1	8 54	17	8 28 1	9 03
2	8 33 1	9 30	18	9 00 1	9 29
3	9 16 1	10 01	19	9 30 1	9 58
4	9 53 1	10 43	20	10 03 1	10 32
5	10 29 1	11 20	21	10 36 1	11 10
6	11 08		22	11 13	11 58 1
7	0 00	11 45al	23	11 59	
8	0 49 1	12 25	24	1 01 1	1 13
9	1 50 1	1 21	25	2 23 1	3 24
10	3 11 1	3 41	26	3 53 1	5 28
11	4 37 1	4 37	27	6 04 1	6 32
12	5 38 1	4 56	28	6 02 1	7 14
13	6 20 1	7 02	29	6 38 1	7 50
14	6 55 1	8 10	30	7 34 1	8 26
15	7 27 1	8 24	31	8 15 1	8 59
16	7 58 1	8 43			

APRIL

D	First	Second	D	First	Second
1	8 54 1	9 32	17	9 08 1	9 28
2	9 32 1	10 08	18	9 45	10 04 1
3	10 08 1	10 41	19	10 26	10 46 1
4	10 45 1	11 19	20	11 13	11 37 1
5	11 24	11 59 1	21		12 15
6		12 08	22	0 38 1	1 51
7	0 52 1	1 24	23	1 55 1	3 48
8	2 05		24	3 16 1	5 15
9	3 31		25	4 29 1	6 08
10	4 43 1	7 52	26	5 30 1	6 47
11	5 35 1	7 25	27	6 22 1	7 22
12	6 15 1	7 28	28	7 08 1	7 56
13	6 51 1	7 40	29	7 52 1	8 29
14	7 26 1	8 02	30	8 34 1	9 02
15	7 58 1	8 28			
16	8 33 1	8 56			

MAY

D	First	Second	D	First	Second
1	9 15	9 36 1	17	9 39	9 48 1
2	9 54	10 09 1	18	10 23	10 32 1
3	10 45	10 44 1	19	11 27	11 23 1
4	11 20	11 23 1	20		12 37
5		12 17	21	0 20 1	2 02
6	0 00 1	1 53	22	1 26 1	3 30
7	1 04		23	2 37 1	4 41
8	2 14		24	3 47 1	5 33
9	3 24 1	5 02	25	4 52 1	6 16
10	4 29 1	6 25	26	5 50 1	6 53
11	5 22 1	6 36	27	6 45*	7 29
12	6 08 1	6 57	28	7 34	8 04 1
13	6 50 1	7 24	29	8 20	8 38 1
14	7 31 1	7 56	30	9 06	9 12 1
15	8 12	8 30 1	31	9 50	9 46 1
16	8 56	9 08 1			

JUNE

D	First	Second	D	First	Second
1	10 36	10 21 1	17	11 33	11 08 1
2	11 24	10 56 1	18		12 44
3	12 20p	11 35 1	19	0 00 1	1 40
4		1 29	20	0 55 1	2 49
5	0 18 1	2 51	21	1 55 1	3 56
6	1 08 1	4 10	22	3 00 1	4 55
7	2 07 1	4 53	23	4 11 1	5 45
8	3 12 1	5 12	24	5 21	6 29 1
9	4 18 1	5 44	25	6 26	7 08 1
10	5 21	6 19 1	26	7 26	7 46 1
11	6 17	6 56 1	27	8 19	8 21 1
12	7 10	7 34 1	28	9 08	8 55 1
13	8 02	8 13 1	29	9 53	9 23 1
14	8 53	8 55 1	30	10 34	10 01 1
15	9 44	9 38 1			
16	10 37	10 23 1			

High Tides

AT SAN PEDRO

JULY

D	First	Second	D	First	Second
1	11 12	10 32 1	17	12 08p	11 37 1
2	11 49	11 06 1	18		1 01
3	12 28p	11 40 1	19	0 23 1	1 59
4		1 12	20	1 13 1	3 05
5	0 17 1	1 51	21	2 14 1	4 13
6	1 01 1	2 59	22	3 30	5 17 1
7	1 53 1	4 00	23	5 00	6 09 1
8	3 07	4 57 1	24	6 28	6 52 1
9	4 34	5 48 1	25	7 38	7 30 1
10	5 56	6 35 1	26	8 29	8 05 1
11	7 05	7 20 1	27	9 11	8 38 1
12	8 04	8 02 1	28	9 44	9 08 1
13	8 57	8 45 1	29	10 08	9 38 1
14	9 45	9 28 1	30	10 38	10 08 1
15	10 31	10 10 1	31	11 06	10 38 1
16	11 19	10 53 1			

AUGUST

D	First	Second	D	First	Second
1	11 35	11 08 1	17		1 08
2	12 08p	11 38 1	18	0 38 1	2 12
3		12 53	19	1 35	3 28 1
4	0 13 1	1 48	20	3 06	4 46 1
5	0 56*	3 00	21	5 20	5 48 1
6	2 08	4 15 1	22	7 06	6 33 1
7	4 12	5 23 1	23	7 58	7 11 1
8	6 01	6 20 1	24	8 28	7 44 1
9	7 14	7 08 1	25	8 52	8 15 1
10	8 06	7 51 1	26	9 13	8 45 1
11	8 50	8 33 1	27	9 33	9 13 1
12	9 31	9 13 1	28	9 55	9 41 1
13	10 13	9 53 1	29	10 19	10 11 1
14	10 51	10 33 1	30	10 48	10 38 1
15	11 33	11 13 1	31	11 20	11 08 1
16	12 18p	11 23 1			

SEPTEMBER

D	First	Second	D	First	Second
1	12 00	11 42 1	17	1 14	2 34 1
2		12 54	18	3 21	4 02 1
3	0 25	2 08 1	19	7 08	5 13 1
4	1 51	3 40 1	20	7 38	6 02 1
5	4 30	4 59 1	21	7 52	6 41 1
6	6 13	5 59 1	22	8 03	7 14 1
7	7 08	6 48 1	23	8 14	7 45 1
8	7 52	7 33 1	24	8 28	8 15 1
9	8 28	8 14 1	25	8 51	8 45 1
10	9 05	8 54 1	26	9 13	9 15 1
11	9 40	9 43 1	27	9 40	9 45 1
12	10 16	10 12 1	28	10 10	10 18 1
13	10 54	10 49 1	29	10 43 1	10 53
14	11 35	11 28 1	30	11 28 1	11 33
15		12 21			
16	0 13	1 18 1			

OCTOBER

D	First	Second	D	First	Second
1		12 22	17		2 58
2	0 34	1 38 1	18		4 14
3	2 35	3 08 1	19	7 32	5 13 1
4	4 51	4 28 1	20	7 18	5 58 1
5	6 05	5 31 1	21	7 18	6 35 1
6	6 48	6 23 1	22	7 30	7 08 1
7	7 24	7 08 1	23	7 48	7 43 1
8	8 01	7 52 1	24	8 10	8 18 1
9	8 35	8 33 1	25	8 38	8 52 1
10	8 58	9 13 1	26	9 08 1	9 28
11	9 44	9 53 1	27	9 43 1	10 08
12	10 20 1	10 33	28	10 23 1	10 50
13	10 58 1	11 16	29	11 08 1	11 48
14	11 40		30		12 03
15	0 04	12 32 1	31	1 11	1 13 1
16	1 26	1 38 1			

NOVEMBER

D	First	Second	D	First	Second
1	2 58	2 31 1	17	6 11	4 01 1
2	4 36	3 48 1	18	6 16	4 58 1
3	5 35	4 53 1	19	6 25	5 48 1
4	6 18	5 52 1	20	6 43	6 31 1
5	6 53	6 45 1	21	7 08	7 08 1
6	7 33	7 29 1	22	7 38 1	7 54
7	8 08	8 14 1	23	8 13 1	8 28
8	8 43 1	8 58	24	8 48 1	9 23
9	9 18 1	9 41	25	9 28 1	10 10
10	9 54 1	10 26	26	10 10 1	11 04
11	10 31 1	11 16	27	10 58	
12	11 11		28	0 08	11 48al
13	0 16	11 56al	29	1 23	12 48 1
14	1 44	12 46 1	30	2 43	1 55 1
15		1 50			
16		2 58			

DECEMBER

D	First	Second	D	First	Second
1	3 57	3 04 1	17	4 53	3 43 1
2	4 58	4 13 1	18	5 28	4 50 1
3	5 44	5 18 1	19	6 03	5 53 1
4	6 27	6 18 1	20	6 38 1	6 50
5	7 08 1	7 10	21	7 18 1	7 43
6	7 45 1	8 02	22	7 56 1	8 35
7	8 22 1	8 52	23	8 36 1	9 26
8	8 58 1	9 41	24	9 18 1	10 16
9	9 35 1	10 23	25	10 00 1	11 08
10	10 11 1	11 18	26	10 46	
11	10 48		27	0 08	11 32al
12	0 11	11 24al	28	1 01	12 23 1
13	1 12	12 05 1	29	2 03	1 18 1
14	2 21	12 48 1	30	3 08	2 21 1
15	3 28	1 38 1	31	4 14	3 28 1
16	4 19	2 38 1			

High Tides

AT ASTORIA, OREGON

JANUARY

D	First	Second	D	First	Second
1	9 32 1	11 12	17	0 27	11 20al
2	10 26		18	1 04	12 00 1
3	0 10	11 18al	19	1 35	12 37 1
4	1 00	12 10 1	20	2 03	1 13 1
5	1 48	1 02 1	21	2 32	1 50 1
6	2 33	1 52 1	22	2 58	2 27 1
7	3 17	2 44 1	23	3 25 1	3 08
8	4 01	3 39 1	24	3 56 1	3 51
9	4 42 1	4 37	25	4 30 1	4 43
10	5 27 1	5 41	26	5 14 1	5 45
11	6 15 1	6 53	27	6 00 1	7 05
12	7 08 1	8 12	28	6 55 1	8 37
13	8 03 1	9 33	29	7 59 1	10 04
14	9 00 1	10 45	30	9 05 1	11 12
15	9 50 1	11 42	31	10 08	
16	10 38				

FEBRUARY

D	First	Second	D	First	Second
1	0 02	11 08al	17	1 00	12 23 1
2	0 47	12 03 1	18	1 26	1 00 1
3	1 27	12 55 1	19	1 53	1 38 1
4	2 06	1 45 1	20	2 20 1	2 16
5	2 44	2 33 1	21	2 50 1	2 57
6	3 25 1	3 23	22	3 21 1	3 41
7	4 00 1	4 13	23	3 55 1	4 30
8	4 40 1	5 10	24	4 33 1	5 32
9	5 27 1	6 16	25	5 20 1	6 58
10	6 16 1	7 38	26	6 20 1	8 37
11	7 13 1	9 09	27	7 34 1	10 03
12	8 15 1	10 28	28	8 51 1	11 00
13	9 18 1	11 22	29	10 03 1	11 43
14	10 13				
15	0 01	11 02al			
16	0 23	11 44al			

MARCH

D	First	Second	D	First	Second
1	11 05		17	0 14	12 05 1
2	0 21	12 00 1	18	0 41*	12 45
3	0 57	12 50 1	19	1 10 1	1 24
4	1 32	1 35 1	20	1 39 1	2 05
5	2 07 1	2 20	21	2 10 1	2 47
6	2 43 1	3 05	22	2 42 1	3 34
7	3 20 1	3 50	23	3 20 1	4 26
8	3 57 1	4 42	24	4 02 1	5 32
9	4 37 1	5 43	25	4 54 1	7 00
10	5 24 1	7 02	26	6 01 1	8 35
11	6 20 1	8 37	27	7 24 1	9 43
12	7 30 1	9 51	28	8 49 1	10 31
13	8 44 1	10 40	29	10 00 1	11 11
14	9 45 1	11 16	30	11 00*	11 47
15	10 38 1	11 46	31	11 52	
16	11 22				

APRIL

D	First	Second	D	First	Second
1	0 20 1	12 39	17	0 26 1	1 10
2	0 56 1	1 23	18	1 00 1	1 54
3	1 29 1	2 06	19	1 35 1	2 42
4	2 02 1	2 48	20	2 12 1	3 33
5	2 37 1	3 32	21	2 55 1	4 30
6	3 12 1	4 21	22	3 42 1	5 35
7	3 51 1	5 18	23	4 41 1	6 52
8	4 35 1	6 26	24	5 54 1	8 06
9	5 29 1	7 44	25	7 21*	9 04
10	6 38 1	8 51	26	8 44	9 49 1
11	7 57	9 37 1	27	9 53	10 30 1
12	9 08	10 14 1	28	10 52	11 10 1
13	10 05	10 49 1	29	11 42	11 45 1
14	10 57	11 22 1	30		12 30
15	11 42	11 53 1			
16		12 26			

MAY

D	First	Second	D	First	Second
1	0 21 1	1 14	17	0 25 1	1 47
2	0 54 1	1 56	18	1 08 1	2 40
3	1 29 1	2 39	19	1 52 1	3 32
4	2 02 1	3 21	20	2 40 1	4 23
5	2 37 1	4 07	21	3 35 1	5 27
6	3 16 1	4 54	22	4 36 1	6 25
7	3 57 1	5 44	23	5 49	7 22 1
8	4 48 1	6 38	24	7 10	8 14 1
9	5 52	7 31 1	25	8 29	9 03 1
10	7 07	8 20 1	26	9 38	9 47 1
11	8 20	9 02 1	27	10 39	10 34 1
12	9 27	9 47 1	28	11 34	11 12 1
13	10 24	10 30 1	29	12 24p	11 48 1
14	11 18	11 07 1	30		1 10
15	12 08p	11 45 1	31	0 25 1	1 52
16		12 58			

JUNE

D	First	Second	D	First	Second
1	1 00 1	2 32	17	1 40 1	3 20
2	1 34 1	3 11	18	2 31 1	4 10
3	2 11 1	3 50	19	3 27 1	4 58
4	2 47 1	4 26	20	4 28	5 46 1
5	3 30 1	5 04	21	5 36	6 37 1
6	4 18	5 45 1	22	6 50	7 27 1
7	5 14	6 30 1	23	8 06	8 18 1
8	6 20	7 14 1	24	9 20	9 08 1
9	7 34	8 01 1	25	10 29	9 58 1
10	8 47	8 54 1	26	11 28	10 42 1
11	9 54	9 40 1	27	12 20p	11 25 1
12	10 56	10 26 1	28		1 06
13	11 53	11 12 1	29	0 04 1	1 44
14		12 48	30	0 41 1	2 18
15	0 00 1	1 39			
16	0 49 1	2 30			

High Tides

AT ASTORIA, OREGON

JULY

D	First	Second	D	First	Second
1	1 17 1	2 50	17	2 22 1	3 37
2	1 52 1	3 22	18	3 16*	4 17
3	2 30 1	3 50	19	4 12	5 00 1
4	3 10	4 20 1	20	5 14	5 48 1
5	3 53	4 55 1	21	6 22	6 40 1
6	4 45	5 32 1	22	7 41	7 34 1
7	5 47	6 17 1	23	9 04	8 30 1
8	6 55	7 10 1	24	10 21	9 26 1
9	8 14	8 03 1	25	11 22	10 19 1
10	9 32	9 00 1	26	12 11p	11 05 1
11	10 42	9 54 1	27	12 50p	11 48 1
12	11 43	10 50 1	28		1 22
13	12 36p	11 44 1	29	0 27 1	1 50
14		1 24	30	1 04 1	2 16
15	0 37 1	2 09	31	1 39 1	2 43
16	1 30 1	2 52			

AUGUST

D	First	Second	D	First	Second
1	2 15*	3 10	17	3 54	4 19 1
2	2 52	3 37 1	18	4 51	5 05 1
3	3 35	4 10 1	19	5 57	5 53 1
4	4 22	4 49 1	20	7 19	6 50 1
5	5 19	5 31 1	21	8 48	7 54 1
6	6 30	6 23 1	22	10 06	9 00 1
7	7 54	7 24 1	23	11 02	9 59 1
8	9 24	8 31 1	24	11 43	10 49 1
9	10 36	9 38 1	25	12 15p	11 33 1
10	11 32	10 40 1	26		12 42
11	12 18p	11 38 1	27	0 12 1	1 09
12		1 22	28	0 48 1	1 34
13	0 31 1	1 38	29	1 24	2 00 1
14	1 22 1	2 18	30	2 00	2 27 1
15	2 12 1	2 57	31	2 40	2 56 1
16	3 03	3 38 1			

SEPTEMBER

D	First	Second	D	First	Second
1	3 20	3 28 1	17	5 31	5 05 1
2	4 08	4 04 1	18	6 54	6 04 1
3	5 02	4 50 1	19	8 25	7 16 1
4	6 17	5 45 1	20	9 36	8 30 1
5	7 55	6 54 1	21	10 24	9 34 1
6	9 26	8 16 1	22	11 00	10 26 1
7	10 25	9 50 1	23	11 29	11 10 1
8	11 10	10 37 1	24	11 54*	11 51
9	11 50	11 32 1	25		12 22
10		12 26	26	0 30	12 48 1
11	0 24 1	1 02	27	1 07	1 16 1
12	1 12	1 39 1	28	1 45	1 44 1
13	1 58	2 16 1	29	2 26	2 18 1
14	2 44	2 52 1	30	3 10	2 52 1
15	3 34	3 32 1			
16	4 26	4 16 1			

OCTOBER

D	First	Second	D	First	Second
1	3 59	3 30 1	17	6 20	5 17 1
2	4 58	4 20 1	18	7 39	6 29 1
3	6 17	5 22 1	19	8 40 1	7 47
4	7 52	6 42 1	20	9 24 1	8 57
5	9 06	8 12 1	21	10 00 1	9 54
6	9 59	9 29 1	22	10 33 1	10 43
7	10 39	10 32 1	23	11 04 1	11 27
8	11 16*	11 26	24	11 35	
9	11 51		25	0 09	12 05
10	0 15	12 27 1	26	0 50	12 36 1
11	1 01	1 02 1	27	1 34	1 10 1
12	1 47	1 38 1	28	2 19	1 46 1
13	2 31	2 14 1	29	3 07	2 26 1
14	3 16	2 50 1	30	4 00	3 11 1
15	4 08	3 34 1	31	5 00	4 06 1
16	5 09	4 20 1			

NOVEMBER

D	First	Second	D	First	Second
1	6 10	5 14 1	17	7 15 1	6 50
2	7 21	6 38 1	18	8 02 1	8 05
3	8 25 1	8 07	19	8 44 1	9 10
4	9 12 1	9 22	20	9 27 1	10 08
5	9 58 1	10 25	21	10 11 1	11 00
6	10 40 1	11 19	22	10 47 1	11 50
7	11 19		23	11 25	
8	0 09	11 54al	24	0 39	12 04 1
9	0 55	12 30 1	25	1 27	12 45 1
10	1 38	1 06 1	26	2 13	1 28 1
11	2 22	1 43 1	27	3 04	2 13 1
12	3 07	2 20 1	28	3 55	3 04 1
13	3 53	3 00 1	29	4 48	4 02 1
14	4 43	3 43 1	30	5 43*	5 10
15	5 32	4 34 1			
16	6 24 1	5 37			

DECEMBER

D	First	Second	D	First	Second
1	6 43 1	6 28	17	6 49 1	7 08
2	7 36 1	7 52	18	7 36 1	8 22
3	8 27 1	9 08	19	8 31 1	9 34
4	9 15 1	10 15	20	9 18 1	10 38
5	10 05 1	11 15	21	10 05 1	11 35
6	10 47		22	10 52	
7	0 08	11 27al	23	0 28	11 40al
8	0 55	12 07 1	24	1 17	12 27 1
9	1 38	12 45 1	25	2 04	1 16 1
10	2 18	1 21 1	26	2 52	2 07 1
11	2 57	1 58 1	27	3 37	2 59 1
12	3 35	2 36 1	28	4 22	3 55 1
13	4 12	3 17 1	29	5 06 1	4 58
14	4 47*	4 02	30	5 55 1	6 10
15	5 24 1	4 54	31	6 48 1	7 30
16	6 05 1	5 55			

High Tides

AT PORT TOWNSEND, WASH.

JANUARY

D	First	Second	D	First	Second
1	3 22	11 18a	17	4 57 1	1 00
2	4 10	11 52a	18	5 28 1	1 55
3	4 54 1	12 40	19	5 57 1	2 30
4	5 34 1	1 38	20	6 24 1	3 18
5	6 13 1	2 45	21	6 48 1	4 08
6	6 50 1	3 57	22	7 12 1	4 57
7	7 27 1	5 04	23	7 35 1	5 57
8	8 03 1	6 20	24	7 56 1	7 06
9	8 37 1	7 42	25	8 17 1	8 27
10	9 10 1	9 20	26	8 35 1	10 08
11	9 40 1	11 28	27	8 52	
12	10 12		28	0 35	9 10a
13	1 34	10 42a	29	2 28	9 30a
14	2 50	11 12a	30	3 23	10 12a
15	3 42*	11 43a	31	4 00	11 13a
16	4 22 1	12 20			

FEBRUARY

D	First	Second	D	First	Second
1	4 35 1	12 40	17	5 18 1	2 57
2	5 10 1	2 00	18	5 37 1	3 50
3	5 40 1	3 17	19	5 57 1	4 37
4	6 10 1	4 25	20	6 13 1	5 30
5	6 40 1	5 33	21	6 32 1	6 26
6	7 08 1	6 40	22	6 48 1	7 28
7	7 36 1	7 54	23	7 08 1	8 43
8	8 04 1	9 22	24	7 22 1	10 17
9	8 32	11 12	25	7 40	
10	9 00		26	0 30	7 57a
11	1 12	9 30a	27	2 05	8 32a
12	2 30	9 57a	28	2 52*	9 33a
13	3 17 1	10 45a	29	3 28 1	11 35a
14	3 55 1	11 54a			
15	4 25 1	1 08			
16	4 54 1	2 04			

MARCH

D	First	Second	D	First	Second
1	4 00 1	1 18	17	4 15 1	3 15
2	4 26 1	2 37	18	4 32 1	4 05
3	4 53 1	3 47	19	4 48 1	4 57
4	5 20 1	4 52	20	5 03 1	5 48
5	5 43 1	5 59	21	5 20 1	6 44
6	6 08 1	6 55	22	5 38 1	7 46
7	6 33 1	8 00	23	5 54 1	8 56
8	7 00 1	9 15	24	6 10 1	10 23
9	7 25 1	10 43	25	6 27	
10	7 52		26	0 00*	6 52a
11	0 25 1	8 00a	27	1 15 1	7 50a
12	1 38		28	2 00 1	10 22a
13	2 28		29	2 33 1	12 25
14	3 05 1	12 00	30	3 03 1	1 57
15	3 34 1	1 17	31	3 28 1	3 10
16	3 57 1	2 18			

APRIL

D	First	Second	D	First	Second
1	3 50 1	4 15	17	3 27 1	5 12
2	4 15 1	5 14	18	3 43	6 05 1
3	4 40 1	6 09	19	4 00	7 00 1
4	5 03*	7 02	20	4 18	8 00 1
5	5 28	8 00 1	21	4 35	9 05 1
6	5 50	9 00 1	22	4 52	10 16 1
7	6 06	10 12 1	23	5 05	11 23 1
8	7 05	11 23 1	24		
9			25	0 15 1	9 03a
10	0 34		26	0 56 1	11 18a
11	1 20 1	10 04a	27	1 28 1	1 10
12	1 55 1	11 57a	28	1 56 1	2 33
13	2 20 1	1 23	29	2 22 1	3 40
14	2 40 1	2 30	30	2 46 1	4 38
15	2 55 1	3 27			
16	3 12 1	4 20			

MAY

D	First	Second	D	First	Second
1	3 08	5 32 1	17	2 17	6 16 1
2	3 30	6 18 1	18	2 37	7 08 1
3	3 52	7 06 1	19	3 02	8 00 1
4	4 10	7 55 1	20	3 30	8 56 1
5	4 05	8 47 1	21	3 50	9 48 1
6	5 00	9 42 1	22		10 35
7		10 36	23	7 55	11 16 1
8		11 24	24	10 00	11 52 1
9			25		12 04
10	0 02 1	10 00a	26	0 22 1	1 48
11	0 30 1	11 55a	27	0 50 1	3 04
12	0 52 1	1 28	28	1 14 1	4 04
13	1 10 1	2 42	29	1 38*	4 54
14	1 25 1	3 40	30	2 00	5 38 1
15	1 40 1	4 34	31	2 19	6 21 1
16	2 00*	5 24			

JUNE

D	First	Second	D	First	Second
1	2 24	7 01 1	17	2 43	7 44 1
2	1 50	7 44 1	18	3 45	8 25 1
3	1 40	8 25 1	19	5 15	9 05 1
4		9 06	20	6 55	9 43 1
5		9 44	21	8 36	10 17 1
6		10 16	22	10 31	10 43 1
7	8 00	10 43 1	23	12 37p	11 20 1
8	9 57	11 06 1	24	2 13p	11 46 1
9	11 53	11 25 1	25		3 18
10	1 39p	11 42 1	26	0 13 1	4 10
11		2 52	27	0 39	4 54 1
12	0 00 1	3 51	28	1 02	5 33 1
13	0 19 1	4 41	29	1 20	6 11 1
14	0 41*	5 29	30	1 04	6 43 1
15	1 10	6 14 1			
16	1 53	7 00 1			

High Tides

AT PORT TOWNSEND WASH.

JULY

D	First	Second	D	First	Second
1	1 21	7 18 1	17	4 45	7 41 1
2	2 00	7 49 1	18	5 58	8 11 1
3	2 50	8 18 1	19	7 24	8 42 1
4	5 10	8 45 1	20	8 57	9 14 1
5	6 50	9 10 1	21	10 53	9 44 1
6	8 15	9 30 1	22	12 51p	10 17 1
7	9 57	9 49 1	23	2 12p	10 51 1
8	11 53	10 08 1	24	3 14p	11 26 1
9	1 51p	10 30 1	25		3 57
10	3 03p	10 48 1	26	0 05	4 34 1
11	3 53p	11 15 1	27	0 55	5 10 1
12		4 35	28	1 42	5 40 1
13	0 00*	5 15	29	2 28	6 05 1
14	1 00	5 55 1	30	3 16	6 31 1
15	2 10	6 29 1	31	4 04	6 55 1
16	3 25	7 03 1			

AUGUST

D	First	Second	D	First	Second
1	5 00	7 15 1	17	7 36	7 42 1
2	6 00	7 36 1	18	9 04	8 07 1
3	7 05	7 57 1	19	10 48	8 42 1
4	8 20	8 15 1	20	12 37p	9 17 1
5	9 53	8 33 1	21	1 53pl	10 08
6	12 00	8 51 1	22	2 42pl	11 03
7	1 55p	9 15 1	23		3 24
8	2 53p	9 55 1	24	0 12	4 00 1
9	3 35p	10 51 1	25	1 12	4 25 1
10		4 10	26	2 04	4 48 1
11	0 05	4 41 1	27	2 52	5 13 1
12	1 30	5 12 1	28	3 43	5 30 1
13	2 46	5 43 1	29	4 30	5 46 1
14	4 00	6 10 1	30	5 20	6 05 1
15	5 10	6 37 1	31	6 19	6 22 1
16	6 23	7 10 1			

SEPTEMBER

D	First	Second	D	First	Second
1	7 18	6 37 1	17	10 28 1	7 20
2	8 30	6 53 1	18	12 00 1	7 40
3	10 00	7 05 1	19		1 10
4	12 00	7 25 1	20	1 57pl	10 45
5	1 30p	8 00 1	21		2 33
6	2 18pl	9 15	22	0 15	3 03 1
7	2 54pl	11 10	23	1 25	3 27 1
8		3 23	24	2 20	3 45 1
9	0 48	3 52 1	25	3 10	4 00 1
10	2 10	4 18 1	26	4 00	4 18 1
11	3 20	4 43 1	27	4 48	4 30 1
12	4 28	5 08 1	28	5 38	4 46 1
13	5 32	5 34 1	29	6 30	5 00 1
14	6 35	6 00 1	30	7 28	5 10 1
15	7 44	6 30 1			
16	9 00	6 55 1			

OCTOBER

D	First	Second	D	First	Second
1	8 38	5 17 1	17	11 13	
2	10 00	5 32 1	18		12 14
3	11 38 1	5 44	19	12 57pl	10 25
4		12 47	20		1 30
5	1 23pl	9 38	21	0 17	1 57 1
6	2 00pl	11 52	22	1 35	2 16 1
7		2 28	23	2 34	2 30 1
8	1 30	2 52 1	24	3 26	2 45 1
9	2 46	3 18 1	25	4 15	2 57 1
10	3 52	3 40 1	26	5 00	3 15 1
11	4 52	4 02 1	27	5 50*	3 25
12	5 48*	4 28	28	6 40 1	3 37
13	6 45 1	4 52	29	7 37 1	3 50
14	7 43 1	5 12	30	8 40 1	4 03
15	8 47 1	5 17	31	9 48 1	4 14
16	10 00				

NOVEMBER

D	First	Second	D	First	Second
1	10 55		17	11 43 1	10 30
2	11 48		18		12 12
3	12 29pl	10 40	19	0 08	12 34 1
4		12 59	20	1 41	12 51 1
5	0 40	1 26 1	21	2 48	1 07 1
6	2 12	1 50 1	22	3 41	1 23 1
7	3 20	2 15 1	23	4 28	1 39 1
8	4 19	2 39 1	24	5 14	1 54 1
9	5 11 1	3 02	25	5 59*	2 14
10	6 00 1	3 24	26	6 46 1	2 42
11	6 47 1	3 43	27	7 35 1	3 10
12	7 37 1	3 40	28	8 26 1	3 41
13	8 28 1	2 30	29	9 17 1	3 52
14	9 23		30	10 02	
15	10 17				
16	11 04				

DECEMBER

D	First	Second	D	First	Second
1	10 43 1	9 03	17	10 41 1	11 54
2	11 19 1	11 23	18	11 01	
3	11 50		19	1 51	11 20al
4	1 21	12 20 1	20	3 03	11 38al
5	2 47	12 47 1	21	3 54	11 52al
6	3 48	1 15 1	22	4 37	12 22 1
7	4 38 1	1 42	23	5 17	12 56 1
8	5 22 1	2 09	24	5 57 1	1 39
9	6 02 1	2 34	25	6 36 1	2 33
10	6 41 1	2 54	26	7 15 1	3 35
11	7 21 1	2 32	27	7 52 1	4 43
12	8 00 1	2 05	28	8 29 1	6 13
13	8 39		29	9 04 1	7 47
14	9 16		30	9 38 1	9 38
15	9 48 1	7 34	31	10 10 1	11 57
16	10 16 1	9 39			

Wea.

MON. JAN. 1, 1912

Ther.

H.

Second

7 42 1
 8 05 1
 8 42 1
 9 27 1
 10 02
 11 08
 12 04
 1 00 1
 1 45 1
 2 44 1
 3 31 1
 4 41 1
 5 46 1
 6 16 1
 6 22 1

Second

12 34
 13 25
 1 30
 1 52 1
 2 14 1
 2 36 1
 2 58 1
 3 20 1
 3 42 1
 4 04 1
 4 26 1
 4 48 1
 5 10 1
 5 32 1
 5 54 1
 6 16 1
 6 38 1
 7 00 1
 7 22 1
 7 44 1
 8 06 1
 8 28 1
 8 50 1
 9 12 1
 9 34 1
 9 56 1
 10 18 1
 10 40 1
 11 02 1
 11 24 1
 11 46 1
 12 08 1
 12 30 1
 12 52 1
 1 14 1
 1 36 1
 1 58 1
 2 20 1
 2 42 1
 3 04 1
 3 26 1
 3 48 1
 4 10 1
 4 32 1
 4 54 1
 5 16 1
 5 38 1
 6 00 1
 6 22 1
 6 44 1
 7 06 1
 7 28 1
 7 50 1
 8 12 1
 8 34 1
 8 56 1
 9 18 1
 9 40 1
 10 02 1
 10 24 1
 10 46 1
 11 08 1
 11 30 1
 11 52 1
 12 14 1
 12 36 1
 12 58 1
 1 20 1
 1 42 1
 2 04 1
 2 26 1
 2 48 1
 3 10 1
 3 32 1
 3 54 1
 4 16 1
 4 38 1
 5 00 1
 5 22 1
 5 44 1
 6 06 1
 6 28 1
 6 50 1
 7 12 1
 7 34 1
 7 56 1
 8 18 1
 8 40 1
 9 02 1
 9 24 1
 9 46 1
 10 08 1
 10 30 1
 10 52 1
 11 14 1
 11 36 1
 11 58 1
 12 20 1
 12 42 1
 13 04 1
 13 26 1
 13 48 1
 14 10 1
 14 32 1
 14 54 1
 15 16 1
 15 38 1
 16 00 1
 16 22 1
 16 44 1
 17 06 1
 17 28 1
 17 50 1
 18 12 1
 18 34 1
 18 56 1
 19 18 1
 19 40 1
 20 02 1
 20 24 1
 20 46 1
 21 08 1
 21 30 1
 21 52 1
 22 14 1
 22 36 1
 22 58 1
 23 20 1
 23 42 1
 24 04 1
 24 26 1
 24 48 1
 25 10 1
 25 32 1
 25 54 1
 26 16 1
 26 38 1
 27 00 1
 27 22 1
 27 44 1
 28 06 1
 28 28 1
 28 50 1
 29 12 1
 29 34 1
 29 56 1
 30 18 1
 30 40 1
 31 02 1
 31 24 1
 31 46 1
 32 08 1
 32 30 1
 32 52 1
 33 14 1
 33 36 1
 33 58 1
 34 20 1
 34 42 1
 35 04 1
 35 26 1
 35 48 1
 36 10 1
 36 32 1
 36 54 1
 37 16 1
 37 38 1
 38 00 1
 38 22 1
 38 44 1
 39 06 1
 39 28 1
 39 50 1
 40 12 1
 40 34 1
 40 56 1
 41 18 1
 41 40 1
 42 02 1
 42 24 1
 42 46 1
 43 08 1
 43 30 1
 43 52 1
 44 14 1
 44 36 1
 44 58 1
 45 20 1
 45 42 1
 46 04 1
 46 26 1
 46 48 1
 47 10 1
 47 32 1
 47 54 1
 48 16 1
 48 38 1
 49 00 1
 49 22 1
 49 44 1
 50 06 1
 50 28 1
 50 50 1
 51 12 1
 51 34 1
 51 56 1
 52 18 1
 52 40 1
 53 02 1
 53 24 1
 53 46 1
 54 08 1
 54 30 1
 54 52 1
 55 14 1
 55 36 1
 55 58 1
 56 20 1
 56 42 1
 57 04 1
 57 26 1
 57 48 1
 58 10 1
 58 32 1
 58 54 1
 59 16 1
 59 38 1
 59 60 1
 60 22 1
 60 44 1
 61 06 1
 61 28 1
 61 50 1
 62 12 1
 62 34 1
 62 56 1
 63 18 1
 63 40 1
 64 02 1
 64 24 1
 64 46 1
 65 08 1
 65 30 1
 65 52 1
 66 14 1
 66 36 1
 66 58 1
 67 20 1
 67 42 1
 68 04 1
 68 26 1
 68 48 1
 69 10 1
 69 32 1
 69 54 1
 70 16 1
 70 38 1
 71 00 1
 71 22 1
 71 44 1
 72 06 1
 72 28 1
 72 50 1
 73 12 1
 73 34 1
 73 56 1
 74 18 1
 74 40 1
 75 02 1
 75 24 1
 75 46 1
 76 08 1
 76 30 1
 76 52 1
 77 14 1
 77 36 1
 77 58 1
 78 20 1
 78 42 1
 79 04 1
 79 26 1
 79 48 1
 80 10 1
 80 32 1
 80 54 1
 81 16 1
 81 38 1
 81 60 1
 82 22 1
 82 44 1
 83 06 1
 83 28 1
 83 50 1
 84 12 1
 84 34 1
 84 56 1
 85 18 1
 85 40 1
 86 02 1
 86 24 1
 86 46 1
 87 08 1
 87 30 1
 87 52 1
 88 14 1
 88 36 1
 88 58 1
 89 20 1
 89 42 1
 90 04 1
 90 26 1
 90 48 1
 91 10 1
 91 32 1
 91 54 1
 92 16 1
 92 38 1
 92 60 1
 93 22 1
 93 44 1
 94 06 1
 94 28 1
 94 50 1
 95 12 1
 95 34 1
 95 56 1
 96 18 1
 96 40 1
 97 02 1
 97 24 1
 97 46 1
 98 08 1
 98 30 1
 98 52 1
 99 14 1
 99 36 1
 99 58 1
 100 20 1
 100 42 1
 101 04 1
 101 26 1
 101 48 1
 102 10 1
 102 32 1
 102 54 1
 103 16 1
 103 38 1
 103 60 1
 104 22 1
 104 44 1
 105 06 1
 105 28 1
 105 50 1
 106 12 1
 106 34 1
 106 56 1
 107 18 1
 107 40 1
 108 02 1
 108 24 1
 108 46 1
 109 08 1
 109 30 1
 109 52 1
 110 14 1
 110 36 1
 110 58 1
 111 20 1
 111 42 1
 112 04 1
 112 26 1
 112 48 1
 113 10 1
 113 32 1
 113 54 1
 114 16 1
 114 38 1
 114 60 1
 115 22 1
 115 44 1
 116 06 1
 116 28 1
 116 50 1
 117 12 1
 117 34 1
 117 56 1
 118 18 1
 118 40 1
 119 02 1
 119 24 1
 119 46 1
 120 08 1
 120 30 1
 120 52 1
 121 14 1
 121 36 1
 121 58 1
 122 20 1
 122 42 1
 123 04 1
 123 26 1
 123 48 1
 124 10 1
 124 32 1
 124 54 1
 125 16 1
 125 38 1
 125 60 1
 126 22 1
 126 44 1
 127 06 1
 127 28 1
 127 50 1
 128 12 1
 128 34 1
 128 56 1
 129 18 1
 129 40 1
 130 02 1
 130 24 1
 130 46 1
 131 08 1
 131 30 1
 131 52 1
 132 14 1
 132 36 1
 132 58 1
 133 20 1
 133 42 1
 134 04 1
 134 26 1
 134 48 1
 135 10 1
 135 32 1
 135 54 1
 136 16 1
 136 38 1
 136 60 1
 137 22 1
 137 44 1
 138 06 1
 138 28 1
 138 50 1
 139 12 1
 139 34 1
 139 56 1
 140 18 1
 140 40 1
 141 02 1
 141 24 1
 141 46 1
 142 08 1
 142 30 1
 142 52 1
 143 14 1
 143 36 1
 143 58 1
 144 20 1
 144 42 1
 145 04 1
 145 26 1
 145 48 1
 146 10 1
 146 32 1
 146 54 1
 147 16 1
 147 38 1
 147 60 1
 148 22 1
 148 44 1
 149 06 1
 149 28 1
 149 50 1
 150 12 1
 150 34 1
 150 56 1
 151 18 1
 151 40 1
 152 02 1
 152 24 1
 152 46 1
 153 08 1
 153 30 1
 153 52 1
 154 14 1
 154 36 1
 154 58 1
 155 20 1
 155 42 1
 156 04 1
 156 26 1
 156 48 1
 157 10 1
 157 32 1
 157 54 1
 158 16 1
 158 38 1
 158 60 1
 159 22 1
 159 44 1
 160 06 1
 160 28 1
 160 50 1
 161 12 1
 161 34 1
 161 56 1
 162 18 1
 162 40 1
 163 02 1
 163 24 1
 163 46 1
 164 08 1
 164 30 1
 164 52 1
 165 14 1
 165 36 1
 165 58 1
 166 20 1
 166 42 1
 167 04 1
 167 26 1
 167 48 1
 168 10 1
 168 32 1
 168 54 1
 169 16 1
 169 38 1
 169 60 1
 170 22 1
 170 44 1
 171 06 1
 171 28 1
 171 50 1
 172 12 1
 172 34 1
 172 56 1
 173 18 1
 173 40 1
 174 02 1
 174 24 1
 174 46 1
 175 08 1
 175 30 1
 175 52 1
 176 14 1
 176 36 1
 176 58 1
 177 20 1
 177 42 1
 178 04 1
 178 26 1
 178 48 1
 179 10 1
 179 32 1
 179 54 1
 180 16 1
 180 38 1
 180 60 1
 181 22 1
 181 44 1
 182 06 1
 182 28 1
 182 50 1
 183 12 1
 183 34 1
 183 56 1
 184 18 1
 184 40 1
 185 02 1
 185 24 1
 185 46 1
 186 08 1
 186 30 1
 186 52 1
 187 14 1
 187 36 1
 187 58 1
 188 20 1
 188 42 1
 189 04 1
 189 26 1
 189 48 1
 190 10 1
 190 32 1
 190 54 1
 191 16 1
 191 38 1
 191 60 1
 192 22 1
 192 44 1
 193 06 1
 193 28 1
 193 50 1
 194 12 1
 194 34 1
 194 56 1
 195 18 1
 195 40 1
 196 02 1
 196 24 1
 196 46 1
 197 08 1
 197 30 1
 197 52 1
 198 14 1
 198 36 1
 198 58 1
 199 20 1
 199 42 1
 200 04 1
 200 26 1
 200 48 1
 201 10 1
 201 32 1
 201 54 1
 202 16 1
 202 38 1
 202 60 1
 203 22 1
 203 44 1
 204 06 1
 204 28 1
 204 50 1
 205 12 1
 205 34 1
 205 56 1
 206 18 1
 206 40 1
 207 02 1
 207 24 1
 207 46 1
 208 08 1
 208 30 1
 208 52 1
 209 14 1
 209 36 1
 209 58 1
 210 20 1
 210 42 1
 211 04 1
 211 26 1
 211 48 1
 212 10 1
 212 32 1
 212 54 1
 213 16 1
 213 38 1
 213 60 1
 214 22 1
 214 44 1
 215 06 1
 215 28 1
 215 50 1
 216 12 1
 216 34 1
 216 56 1
 217 18 1
 217 40 1
 218 02 1
 218 24 1
 218 46 1
 219 08 1
 219 30 1
 219 52 1
 220 14 1
 220 36 1
 220 58 1
 221 20 1
 221 42 1
 222 04 1
 222 26 1
 222 48 1
 223 10 1
 223 32 1
 223 54 1
 224 16 1
 224 38 1
 224 60 1
 225 22 1
 225 44 1
 226 06 1
 226 28 1
 226 50 1
 227 12 1
 227 34 1
 227 56 1
 228 18 1
 228 40 1
 229 02 1
 229 24 1
 229 46 1
 230 08 1
 230 30 1
 230 52 1
 231 14 1
 231 36 1
 231 58 1
 232 20 1
 232 42 1
 233 04 1
 233 26 1
 233 48 1
 234 10 1
 234 32 1
 234 54 1
 235 16 1
 235 38 1
 235 60 1
 236 22 1
 236 44 1
 237 06 1
 237 28 1
 237 50 1
 238 12 1
 238 34 1
 238 56 1
 239 18 1
 239 40 1
 240 02 1
 240 24 1
 240 46 1
 241 08 1
 241 30 1
 241 52 1
 242 14 1
 242 36 1
 242 58 1
 243 20 1
 243 42 1
 244 04 1
 244 26 1
 244 48 1
 245 10 1
 245 32 1
 245 54 1
 246 16 1
 246 38 1
 246 60 1
 247 22 1
 247 44 1
 248 06 1
 248 28 1
 248 50 1
 249 12 1
 249 34 1
 249 56 1
 250 18 1
 250 40 1
 251 02 1
 251 24 1
 251 46 1
 252 08 1
 252 30 1
 252 52 1
 253 14 1
 253 36 1
 253 58 1
 254 20 1
 254 42 1
 255 04 1
 255 26 1
 255 48 1
 256 10 1
 256 32 1
 256 54 1
 257 16 1
 257 38 1
 257 60 1
 258 22 1
 258 44 1
 259 06 1
 259 28 1
 259 50 1
 260 12 1
 260 34 1
 260 56 1
 261 18 1
 261 40 1
 262 02 1
 262 24 1
 262 46 1
 263 08 1
 263 30 1
 263 52 1
 264 14 1
 264 36 1
 264 58 1
 265 20 1
 265 42 1
 266 04 1
 266 26 1
 266 48 1
 267 10 1
 267 32 1
 267 54 1
 268 16 1
 268 38 1
 268 60 1
 269 22 1
 269 44 1
 270 06 1
 270 28 1
 270 50 1
 271 12 1
 271 34 1
 271 56 1
 272 18 1
 272 40 1
 273 02 1
 273 24 1
 273 46 1
 274 08 1
 274 30 1
 274 52 1
 275 14 1
 275 36 1
 275 58 1
 276 20 1
 276 42 1
 277 04 1
 277 26 1
 277 48 1
 278 10 1
 278 32 1
 278 54 1
 279 16 1
 279 38 1
 279 60 1
 280 22 1
 280 44 1
 281 06 1
 281 28 1
 281 50 1
 282 12 1
 282 34 1
 282 56 1
 283 18 1
 283 40 1
 284 02 1
 284 24 1
 284 46 1
 285 08 1
 285 30 1
 285 52 1
 286 14 1
 286 36 1
 286 58 1
 287 20 1
 287 42 1
 288 04 1
 288 26 1
 288 48 1
 289 10 1
 289 32 1
 289 54 1
 290 16 1
 290 38 1
 290 60 1
 291 22 1
 291 44 1
 292 06 1
 292 28 1
 292 50 1
 293 12 1
 293 34 1
 293 56 1
 294 18 1
 294 40 1
 295 02 1
 295 24 1
 295 46 1
 296 08 1
 296 30 1
 296 52 1
 297 14 1
 297 36 1
 297 58 1
 298 20 1
 298 42 1
 299 04 1
 299 26 1
 299 48 1
 300 10 1
 300 32 1
 300 54 1
 301 16 1
 301 38 1
 301 60 1
 302 22 1
 302 44 1
 303 06 1
 303 28 1
 303 50 1
 304 12 1
 304 34 1
 304 56 1
 305 18 1
 305 40 1
 306 02 1
 306 24 1
 306 46 1
 307 08 1
 307 30 1
 307 52 1
 308 14 1
 308 36 1
 308 58 1
 309 20 1
 309 42 1
 310 04 1
 310 26 1
 310 48 1
 311 10 1
 311 32 1
 311 54 1
 312 16 1
 312 38 1
 312 60 1
 313 22 1
 313 44 1
 314 06 1
 314 28 1
 314 50 1
 315 12 1
 315 34 1
 315 56 1
 316 18 1
 316 40 1
 317 02 1
 317 24 1
 317 46 1
 318 08 1
 318 30 1
 318 52 1
 319 14 1
 319 36 1
 319 58 1
 320 20 1
 320 42 1
 321 04 1
 321 26 1
 321 48 1
 322 10 1
 322 32 1
 322 54 1
 323 16 1
 323 38 1
 323 60 1
 324 22 1
 324 44 1
 325 06 1
 325 28

Wea. TUES. JAN. 2, 1912 Ther.

Heavy rain last half of
the night. Clear today

Sent San Diego Annual
to Harry C. Stiles
San Marcos Tex

Also to

Isaac A. Chandler

3 Hastings Square
Cambridge Mass

2 Papers

20

Stamps

20

2 Ther

Wea. WED. JAN. 3, 1912 Ther.

alf of
oday

Annual

205 Leg

2

2

2

Wea. THUR. JAN. 4, 1912 Ther.

Fr. J

[Faint handwritten notes, possibly describing weather or observations]

2 Ther

Wea.

FRI. JAN. 5, 1912

Ther.

Left at 10:30 AM for the
 State Fair and to the
 State Fair grounds
 to see the exhibits
 and to see the
 fair.

Reached at 1:30 PM
 and went to the
 fair grounds.

Went to the
 State Fair
 and saw the
 exhibits.

Returned to the
 fair grounds
 at 5:30 PM.

Wea.

SAT. JAN. 6, 1912

Ther.

Six. J
ork are
-M to
ta - to
ous to a
days pl
Mar
re gon
Hann
and H
here a
You
with
-
wou

Ther.

Wea. SUN. JAN. 7, 1912 Ther.

Took an Auto ride at 11
A.M. to National Auto Child
Vista - to Sweetwater bridge
to our 60 acre tract - to Mr
Reley's place and home

Bus, Maria and the boy
were gone an hour

Hannah Jane Reed
and Huggie and Chassie
here all of P.M.

Found a wrecked
auto near Sweet
water bridge

Wea.

MON. JAN. 8, 1912

Ther.

[Faint, illegible handwriting on lined paper]

Ther.

Wea. TUES. JAN. 9, 1912 Ther.

Wea. WED. JAN. 10, 1912 Ther.

Ther. Wea. THUR. JAN. 11, 1912 Ther.

Wea. FRI. JAN. 12, 1912 Ther.

Ther.

Wea.

SAT. JAN. 13, 1912

Ther.

Wea. SUN. JAN. 14, 1912 Ther.

2 Ther.

Wea. MON. JAN. 15, 1912 Ther.

Today I have been
sitting in the house
with my head up
Gister walked in the
yard and stayed in
for some time

Wea. TUES. JAN. 16, 1912 Ther.

Wed. J
day 2
qu
Allen
water w
and wa
star f

Wea. WED. JAN. 17, 1912 Ther.

Today I have been
very quiet in the house
cleaning up the room

Sister walked to the
hardware store in pm
for stove funnel

Wea. THUR. JAN. 18, 1912 Ther.

[Faint, illegible handwriting]

FR.

Ther.

Wea.

FRI. JAN. 19, 1912

Ther.

Wea.

SAT. JAN. 20, 1912

Ther.

Ther. SAT. JAN. 20, 1912

Ther. Wea. SUN. JAN. 21, 1912 Ther.

Wea. MON. JAN. 22, 1912 Ther.

2 Ther.

Wea. TUES. JAN. 23, 1912 Ther.

Wea. WED. JAN. 24, 1912 Ther.

12 Ther.

Wea. THUR. JAN. 25, 1912 Ther.

Faint handwritten notes, possibly: "New C. robot at ..."

Wea. FRI. JAN. 26, 1912 Ther.

If I reach to today I will
be Eighty (80) years old

Ther.

Wea. SAT. JAN. 27, 1912 Ther.

2
old

**BLANK PAGES
SKIPPED**

**BLANK PAGES
SKIPPED**

Wea. SUN. AUG. 25, 1912 Ther.

Mon.

"Water"
at 6 o'clock
presents
the water
the pe
ally com
minute
to co
Under
ascade
the the
mid nap
or had
look -
My fir
which
trayed
come -
that I
of I c
with h
lady

Wea. MON. AUG. 26, 1912 Ther.

"Sister" passed away at 6 o'clock this there were only present Harriet Thornball (buswife) and Mrs E. M. Bacon - I had lain down in the parlor. "Sister" was fully conscious to the last minute, so there was no time to call me.

Undertaker Johnson was called & decided to take the body to his place and prepare it for burial on Wednesday at 10 o'clock.

My first great grief, which I have always prayed might never come. I have asked that I might go first. If I could change places with her now, how gladly would I do it.

Wea. TUES. AUG. 27, 1912 Ther.

The House was so still
last night - and today
has been taken up in prepa-
ration for the funeral which
Rev. Mr. Hill is to conduct.
The bearers are to be A. B. Kimball,
G. S. Kimball, C. S. Kimball (neph-
ews of Sister's) and Charles
Capeland also nephew.

Wea. We
Rain
the fu
relatio
and th
and th
room in
since
day, to
have b
extrem
hard a
passe
and
is slo
abou
be on

1912
Wea. WED. AUG. 28, 1912 Ther.

Rained all of the time of the funeral. all of the relatives were present and the house was full and the sermon was very impressive

Since April 19, 1857 - the day we were married we have lived together in the utmost harmony, not harsh word has ever passed between us and now the book is closed and I am alone - but it will be only a little while.

Wea. THUR. AUG. 29, 1912 Ther.

Margaret Purver and
Mellie M Bacon only have
been in the house today. and
it has been awful gruesome

Wea. Fri. Au

Got d
the day
about 1
sticks

Wea. FRI. AUG. 30, 1912 Ther.

Don't dare to count
the days since "Dister"
closed her eyes - and
speaks no more to me

Wea. SAT. AUG. 31, 1912 Ther.

My pen refuses to obey
hand my heart aches so
when with my heart stop
beating!

1912


Wea. SUN. SEPT. 1, 1912 Ther.

today
she is
ant. 2/1

SUMMARY

	Received	Received	Paid
Cash on hand Jan. 1			
JANUARY			
FEBRUARY			
MARCH			
APRIL			
MAY			
JUNE			
JULY			
AUGUST			
SEPTEMBER			
OCTOBER			
NOVEMBER			
DECEMBER			
Total			
Balance to new account			

Paid



		1913	
		JAN'Y.	FEB'Y.
		SU.	MO.
JAN.	1	26	27
	2	27	28
FEB.	1	28	1
	2	1	2
MARCH.	1	2	3
	2	3	4
APRIL.	1	4	5
	2	5	6
MAY.	1	6	7
	2	7	8
JUNE.	1	8	9
	2	9	10
	3	10	11
	4	11	12
	5	12	13
	6	13	14
	7	14	15
	8	15	16
	9	16	17
	10	17	18
	11	18	19
	12	19	20
	13	20	21
	14	21	22
	15	22	23
	16	23	24
	17	24	25
	18	25	26
	19	26	27
	20	27	28
	21	28	29
	22	29	30
	23	30	31
	24	31	

CALENDAR

1913

		1913						
		JAN'Y.						
		SU.	MO.	TU.	WE.	TH.	FR.	SA.
	1	2	3	4	5	6	7	8
	9	10	11	12	13	14	15	16
	17	18	19	20	21	22	23	24
	25	26	27	28	29	30	31	
		FEB'Y.						
		SU.	MO.	TU.	WE.	TH.	FR.	SA.
	1	2	3	4	5	6	7	8
	9	10	11	12	13	14	15	16
	17	18	19	20	21	22	23	24
	25	26	27	28	29	30		
		MARCH.						
		SU.	MO.	TU.	WE.	TH.	FR.	SA.
	1	2	3	4	5	6	7	8
	9	10	11	12	13	14	15	16
	17	18	19	20	21	22	23	24
	25	26	27	28	29	30	31	
		APRIL.						
		SU.	MO.	TU.	WE.	TH.	FR.	SA.
	1	2	3	4	5	6	7	8
	9	10	11	12	13	14	15	16
	17	18	19	20	21	22	23	24
	25	26	27	28	29	30		
		MAY.						
		SU.	MO.	TU.	WE.	TH.	FR.	SA.
	1	2	3	4	5	6	7	8
	9	10	11	12	13	14	15	16
	17	18	19	20	21	22	23	24
	25	26	27	28	29	30	31	
		JUNE.						
		SU.	MO.	TU.	WE.	TH.	FR.	SA.
	1	2	3	4	5	6	7	8
	9	10	11	12	13	14	15	16
	17	18	19	20	21	22	23	24
	25	26	27	28	29	30	31	
		JULY.						
		SU.	MO.	TU.	WE.	TH.	FR.	SA.
	1	2	3	4	5	6	7	8
	9	10	11	12	13	14	15	16
	17	18	19	20	21	22	23	24
	25	26	27	28	29	30	31	
		AUGUST.						
		SU.	MO.	TU.	WE.	TH.	FR.	SA.
	1	2	3	4	5	6	7	8
	9	10	11	12	13	14	15	16
	17	18	19	20	21	22	23	24
	25	26	27	28	29	30	31	
		SEPT'R.						
		SU.	MO.	TU.	WE.	TH.	FR.	SA.
	1	2	3	4	5	6	7	8
	9	10	11	12	13	14	15	16
	17	18	19	20	21	22	23	24
	25	26	27	28	29	30		
		OCT'R.						
		SU.	MO.	TU.	WE.	TH.	FR.	SA.
	1	2	3	4	5	6	7	8
	9	10	11	12	13	14	15	16
	17	18	19	20	21	22	23	24
	25	26	27	28	29	30	31	
		NOV'R.						
		SU.	MO.	TU.	WE.	TH.	FR.	SA.
	1	2	3	4	5	6	7	8
	9	10	11	12	13	14	15	16
	17	18	19	20	21	22	23	24
	25	26	27	28	29	30		
		DEC'R.						
		SU.	MO.	TU.	WE.	TH.	FR.	SA.
	1	2	3	4	5	6	7	8
	9	10	11	12	13	14	15	16
	17	18	19	20	21	22	23	24
	25	26	27	28	29	30	31	



