

Keeping Warm With **WEAVE-IT**



This PDF file was provided by www.eLoomaNation.com for personal use only. Its sale is prohibited and illegal.



DONAR PRODUCTS CORPORATION

125 RIVERSIDE AVENUE
MEDFORD 55, MASSACHUSETTS

Copyright 1945

By Donar Products Corporation



This PDF file was provided by www.eLoomaNation.com for personal use only. Its sale is prohibited and illegal.

THE exquisite Weave-It Afghans in this book represent the latest and loveliest creations of Miss Dorris Whiteside, one of America's leading style and color experts. They were created with one thought in mind — to make them the most beautiful, and at the same time, most practical afghans ever designed. Color schemes were carefully chosen, correct sizes and weights were determined, needlework neatly and cleverly worked out — nothing was overlooked in making them as nearly perfect as possible.

Weave any or all of these lovely afghans quickly, easily and inexpensively on a Weave-It and see if you don't agree that for beauty of design, gorgeous coloring and all 'round utility they can't be beaten.

Mexicana

EQUIPMENT AND MATERIALS

1 WEAVE-IT 4"

LIGHT BLUE — 69 SQS. — 3 4-OZ. SKEINS
OF KNITTING WORSTED

MEDIUM BLUE — 144 SQS. — 5 4-OZ.
SKEINS OF KNITTING WORSTED

DARK BLUE — 72 SQS. — 3 4-OZ. SKEINS
OF KNITTING WORSTED

Edge: Fasten dark blue in one corner. Chain seven, catch back in 4th stitch for picot. Double crochet in same space with chain 7 * chain, one single crochet in next

scalloped square, chain 1-1 double crochet in next scallop, chain 4, catch back in 3rd stitch for picot, another double crochet in same scallop. Repeat from *.

FANCY WEAVE FOR "MEXICANA" AFGHAN

R — row U — under
W — weave O — over

- 1 R — weave plain
2 R — U3; O1; U3; O1; U3; O1; U3; O1; U3; O1; U3; O1; U3;
3 R — W2; U3; O1; U3; O1; U3; O1; U3; O1; U3; O1; U3; W2.
4 R — same as row 2
5 R — same as row 3
6 R — same as row 2
7 R — same as row 3
8 R — same as row 2
9 R — same as row 3
10 R — same as row 2
11 R — same as row 3
12 R — same as row 2
13 R — same as row 3
14 R — same as row 2
15 R — same as row 3
16 R — same as row 1

○	×	▽	×	○	×	▽	×	▽	×	○	×	▽	×	○
×	▽	×	○	×	▽	×	○	×	▽	×	○	×	▽	×
▽	×	○	×	▽	×	○	×	○	×	▽	×	○	×	▽
×	○	×	▽	×	○	×	▽	×	○	×	▽	×	○	×
○	×	▽	×	○	×	▽	×	▽	×	○	×	▽	×	○
×	▽	×	○	×	▽	×	○	×	▽	×	○	×	▽	×
▽	×	○	×	▽	×	○	×	○	×	▽	×	○	×	▽
×	○	×	▽	×	○	×	▽	×	○	×	▽	×	○	×
○	×	▽	×	○	×	▽	×	▽	×	○	×	▽	×	○
×	▽	×	○	×	▽	×	○	×	▽	×	○	×	▽	×
○	×	▽	×	○	×	▽	×	▽	×	○	×	▽	×	○
×	○	×	▽	×	○	×	▽	×	○	×	▽	×	○	×
▽	×	○	×	▽	×	○	×	○	×	▽	×	○	×	▽
×	▽	×	○	×	▽	×	○	×	▽	×	○	×	▽	×
○	×	▽	×	○	×	▽	×	▽	×	○	×	▽	×	○

Light ○ Medium × Dark ▽

△ D Green 7
○ Brown 2
× Light Green 7



This PDF file was provided by www.eLoomaNation.com for personal use only. Its sale is prohibited and illegal.

Mexicana

Any room in your home will be made brighter and cozier with a Mexicana Afghan carelessly placed on a comfortable chair or couch. Choose colors that will blend or contrast with your furniture, rugs, drapes, or other accessories.

Crib-a-Ghan

(30 x 39 INCHES)

EQUIPMENT AND MATERIALS

1 WEAVE-IT 4''

10 OZ. BABY PINK GERMANTOWN

1 OZ. BABY BLUE GERMANTOWN

1 CROCHET HOOK SIZE 4 OR 5


blue
pink


First: Weave 99 Pink squares. Sew together in strips of eleven in a row, making nine strips wide.

Next: With the color work cross-stitch as shown in diagram, using center pattern beginning in fourth square from bottom and top and second square from sides. The dogs beginning in five squares, both from bottom and top edge. Cross-stitch the lambs beginning in second squares from each edge at bottom and top corners. Right lower corner repeated for left cor-

ner at top edge, and left lower corner repeated for right corner at top edge. Press well on wrong side using a damp cloth and warm iron.

Edge: Single crochet (in loops) all the way around the edge of the afghan, making two stitches in the same space on all corners next row, * two single crochets, chain one, (skip a space) two double crochets in the same space, chain one (skip a space) and repeat from * around afghan.





This PDF file was provided by www.eLoomaNation.com for personal use only. Its sale is prohibited and illegal.

Crib-a-Ghan

This dainty baby afghan will add color and charm to baby's crib. A delight for your youngster, too, with frisky lambs and funny little figures neatly worked into the afghan.

Knee-Warmer

(33 x 44 INCHES)

EQUIPMENT AND MATERIALS

1 WEAVE-IT 4"

14 oz. BABY BLUE KNITTING WORSTED

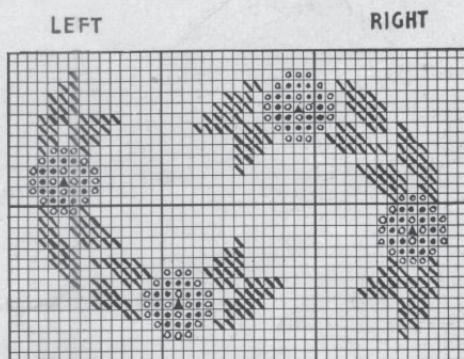
1 CROCHET HOOK SIZE 4 OR 5

1 SKEIN IN LEAF GREEN, LIGHT ROSE,
MEDIUM ROSE AND LIGHT YELLOW OF
TAPESTRY YARN


First: Weave 99 squares and sew together in strips, making them eleven squares long and making nine strips wide.

Next: Cross-stitch the design as shown, lower right corner right side, beginning in second square from lower end and third from side of afghan. Repeat for all corners using left diagram for left corners. Cross-stitch center design as shown in upper fifth row from lower edge and same for top edge and fourth row from left to right sides. (Each block in cross-stitch design counts two stitches each way, completing the stitch count.)

Edge: Crochet only in loops: Fasten blue yarn in one corner * one single crochet in first loop, one half double crochet next, then, one double crochet, one treble, another treble, one double crochet, one half double crochet, one single crochet, repeat from * around all edges of afghan. Press afghan with warm iron and damp cloth.



▲ = YELLOW
∖ = GREEN
○ = LIGHT ROSE
● = MED. ROSE



CENTER



This PDF file was provided by www.eLoomaNation.com for personal use only. Its sale is prohibited and illegal.

Knee-Warmer

A lovely afghan is just what you need on the frosty days when there's a chill in the house. Just tuck this soft, delicate afghan around you and be both comfortable and warm.

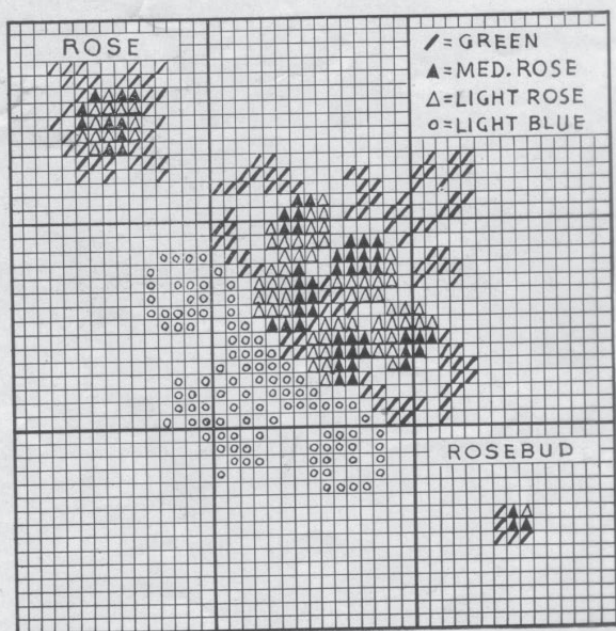
Jog-a-Long

EQUIPMENT AND MATERIALS


- 1 WEAVE-IT 4"
- 10 oz. GERMANTOWN WHITE
- 1 SKEIN EACH LEAF GREEN, LIGHT BLUE,
LIGHT ROSE AND MEDIUM ROSE TAPESTRY YARN
- 1 CROCHET HOOK, SIZE 4 "BONE"


Weave 107 squares and sew together as shown in picture. The cross-stitch may be done before joining. The rose and rose bud cover one square each and center design covers 9 squares (3 x 3). Cross-stitch the designs x marking the rose, the rose bud and 8, the basket of roses.

Edge: Join the white yarn in one corner with a S.C. Make a picot in this stitch by chain 4, catch back in third stitch from hook and slip stitch * 3 single crochets between each next three loops, picot (by chain 4) repeat around from *. Press afghan well on wrong side with hot iron and damp cloth.



- X = ROSE
- = ROSEBUD
- 8 = BASKET






This PDF file was provided by www.eLoomaNation.com for personal use only. Its sale is prohibited and illegal.

Jog-a-Long


When baby is in his carriage you can really be "extra-special" proud of him with this warm, adorable robe. Weave it in soft pastels or any gay colors you like, and baby's carriage will be cozier and more attractive.

Heirloom




CROCUS

▽ = ORANGE
 ∨ = YELLOW
 X = GREEN
 * = BLACK




MORNING GLORY

X = GREEN
 // = LIGHT BLUE
 ♣ = DARK BLUE
 ▼ = ORANGE




BLEEDING HEART

X = GREEN
 + = DARK RED
 O = LIGHT CORAL PINK




WILD ROSE

- = LIGHT ROSE
 ∨ = BROWN
 ▼ = ORANGE
 ▲ = DARK ROSE




CLOVER

X = GREEN
 ■ = PURPLE
 ▼ = LAVENDER



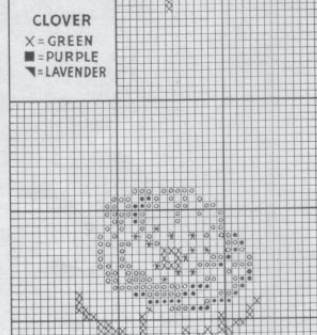
THISTLE

X = GREEN
 ■ = PURPLE
 ▼ = LAVENDER



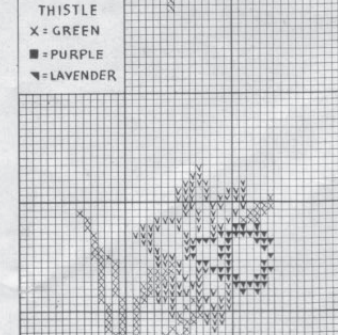
BALLOON FLOWER

◇ = LIGHT BLUE
 ♣ = DEEP BLUE
 X = GREEN
 ∨ = YELLOW



POPPY

○ = LIGHT RED
 ● = DARK RED
 X = GREEN
 * = BLACK




DAFFODIL

X = GREEN
 ▼ = ORANGE
 ∨ = YELLOW



This PDF file was provided by www.eLoomaNation.com for personal use only. Its sale is prohibited and illegal.



Heirloom

It's spring all year 'round where ever this beautiful afghan is in use or on display. Exquisitely designed flowers, perfectly colored, make this flower garden afghan so delightful and desirable, you'll consider it an "Heirloom".

Heirloom

EQUIPMENT AND MATERIALS

1 WEAVE-IT 4"

1 BONE CROCHET HOOK SIZE 5

10 (4 oz.) SKEINS BEIGE KNITTING WORSTED

1 (2 oz.) SKEIN KNITTING WORSTED OF THE FOLLOWING COLORS: LEAF GREEN, PURPLE, LAVENDER, DARK RED, LIGHT RED, CORAL PINK, DEEP BLUE, LIGHT BLUE, ORANGE, YELLOW, BROWN, BLACK.

NEEDLE POINT YARN MAY BE USED FOR THE CROSS-STITCH: USING 5 SKEINS OF GREEN, 2 SKEINS OF ALL COLORS BUT BLACK AND BROWN (1 EACH). ANOTHER SUBSTITUTE IS GERMANTOWN ZEPHYR — 1 oz. BALL OF EACH COLOR.

Weave 300 blocks of beige; sew together in small parts (3 x 4) making 25 sections. Leave all ends for sewing together. Cross-stitch each piece before joining together. Following chart pattern at left of each cross stitch design, cross-stitch one wild rose for center pattern, three each of morning glory, balloon flower, poppy, bleeding heart, clover, thistle, daffodil and crocus. Sew sections together, placing a poppy and morning glory diagonally on each four corners and wild rose in center section.


Scatter the other flowers as shown by picture on cover.

Edge: Join the beige yarn in one corner and D.C. in each loop all way around edge of afghan, making 2 D.C. in same space on all corners (each side) next row. Fasten with S.C. in one corner, skip a stitch (edge of D.C.) * one D.C. in 32nd stitch. Two T.R. in 4th stitch, 2nd T.R. in 5th stitch, one D.C. in 6th stitch, skip a stitch and S.C. in 8th stitch. This completes the shell stitch. Skip a stitch. Repeat from * around the afghan.

Press well on wrong side with hot iron and a damp cloth.

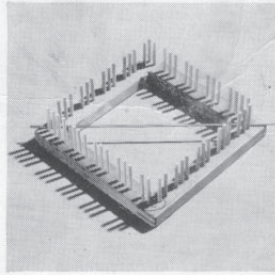
No. 1000

\$1.25




No. 1150

\$1.25



No. 125

\$1.50



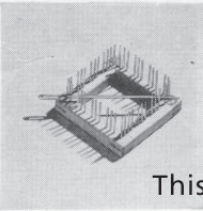
Not Available Now

A patented grouping of pins, exclusive to Weave-Its, makes these popular hand looms the fastest, easiest, most inexpensive way to make things of yarn. Anyone can learn to Weave-It in a jiffy and immediately begin to weave lovely, well-fitting clothes and attractive accessories.

Weave-Its are carefully sanded and beautifully finished to make them pleasant to hold and easy to use.

No. 1050

\$0.60



WEAVE-IT!

This PDF file was provided by www.eLoomaNation.com for personal use only. Its sale is prohibited and illegal.

WEAVE-IT BOOKS are the only books containing complete illustrations, diagrams and instructions for making the many lovely patterns shown in them.

You'll find patterns for weaving anything that can be made of yarn — children's clothes and accessories, home furnishings, grown-ups dresses, coats, sweaters and suits — all cleverly designed and easy to make.




25c



25c



35c



15c