

Y. M. C. A.

Year Book

China

1932

Year Book

and

Roster

of the

Young Men's Christian Associations

of

China

1932

---

ASSOCIATION PRESS

PRICE 50 CENTS

20 MUSEUM ROAD

SHANGHAI

## FOREWORD

The first Year Book published by the National Committee covered the year 1931. Before that time there were only statistical reports on the work done by the different local associations. That Year Book contained a detailed analysis of the work for 1931 and an interpretation of the tendencies in our movement for almost two decades (1914-1931).

Through the painstaking effort of Dr. Ralph M. Hogan, the Year Book for 1932 shows the following improvements and points of emphasis:

- (a) The first Year Book was limited to the city associations, while the present one adds a section for the student associations and another for the work of the National Committee. This report is thus worthy of the name Year Book.
- (b) The roster includes not only the city associations but also the student associations as well as other organizations related to the China movement.
- (c) This annual report contains a calendar of the main events of the year 1932.
- (d) A clear analysis is given in this report of (1) the income and expenditures, (2) the program output, (3) the dormitories, and (4) the boys' work of the city associations.
- (e) The work of the student departments of the city associations is also covered in this report
- (f) Emphasis is given in this Year Book to the regional conferences called by the National Committee and such special services rendered by the National Committee as flood relief and war work.

The year 1932 was one of national crisis, but the record of our work shows growth and advancement. As we review the work of the year, we feel grateful for God's protection and guidance, for the zealous efforts of our co-workers, and for the support given to our work by our friends in and outside of China.

S. C. Leung,  
Acting General Secretary, National Committee.

# TABLE OF CONTENTS

## Foreward

THE 1932 STATISTICAL REPORT OF THE WORK OF THE CITY ASSOCIATIONS ... ..	1-40
Introduction ... ..	11-12
1. The 1932 Statistics ... ..	12
2. Associations and Membership in 1932 ... ..	13
3. Personnel ... ..	13,14&16
4. Finances ... ..	16-17
5. Program Output ... ..	26-27
(a) Educational Work ... ..	27-28
(b) Social Work ... ..	28-29
(c) Physical Work... ..	29-30
(d) Dormitory and Meals ... ..	30
(e) Religious Work ... ..	30-31
(f) Boys Camps ... ..	31
6. Program Types ... ..	31-32
7. Program Output by Cities... ..	32-33
8. Boys' Work ... ..	33-34
Conclusion ... ..	34
SUMMARY OF CITY Y.M.C.A. STUDENT DEPARTMENT REPORTS FOR 1931 ... ..	41-53
I. Schools Considered as a Field ... ..	51
II. Student Departments ... ..	51-53
III. Other Agencies ... ..	53
IV. Joint Planning Of Agencies ... ..	53
THE NATIONAL COMMITTEE 1931 ... ..	54-16
1. The Staff ... ..	54
2. Finances ... ..	54-53
3. Visitation of Local Centers ... ..	55
4. Training Work ... ..	56-57
5. Literature ... ..	58
6. Regional Conferences ... ..	59
7. Special Services ... ..	61
(a) Flood Relief	
(b) War Relief Work	
EMPLOYED OFFICERS' ASSOCIATION ... ..	62-63
(a) The Sixth Employed Officers' Conference	62
(b) Insurance Alliance ... ..	63
CALENDAR OF EVENTS 1932 ... ..	64-65

## ROSTER OF CITY ASSOCIATIONS, BOARDS AND STAFFS 66-92.

National Committee	66 - 70
Shanghai	70 - 71
Hongkong	71 - 72
Tientsin	72 - 73
Canton	73 - 74
Peiping	74 - 75
Chengtu	75 - 76
Hankow	76
Chungking	76 - 77
Nanking	77 - 78
Changsha	78 - 79
Hangchow	79
Tsinan	79 - 80
Tsingtau	80 - 81
Nanchang	81
Foochow	81 - 82
Soochow	82
Wuchang	83
Dairen	83
Kaifeng	84
Ningpo	84 - 85
Sianfu	85
Amoy	85 - 86
Fen Yang	86
Toyshan	87
Swatow	87 - 88
Wuhu	88
Yunnanfu	88 - 89
Chengchow	89
Chefoo	89 - 90
Taiyuanfu	90
Paotingfu	91
Weihaiwei	91 - 92
Tokyo, Japan	92

## ROSTER OF COOPERATING BODIES:

World's Committee of Y.M.C.As.	93
World's Student Christian Federation	93
Employed Officers' Association Y.M.C.A. of China	94

National Committee for Christian Religious Education in China... ..	94
International Committee Y.M.C.As. of U. S. and Canada ... ..	95
National Y.M.C.As. of Denmark ... ..	96
National Council Y.M.C.As. of Great Britian ... ..	96
United Church of Canada ... ..	96
Irish Presbyterian Mission ... ..	96
London Missionary Society ... ..	96
Church of Brethren Mission... ..	97
American Board ... ..	97
Wesleyan Methodist Missionary Society ...	97
English Baptist Missionary Society ... ..	97
Y'S MEN'S CLUBS ... ..	98

# LIST OF TABLES

TABLE I - City Association's Statistical Report ... ..	1-10
TABLE II - Secretaries Classified by Position ... ..	15
TABLE III - An Analysis of Income of All City Association, 1932 ... ..	18-20
TABLE IV - An Analysis of Expenditures of All City Asso- ciations, 1932 ... ..	21-24
TABLE V - Program Output - Contacts ... ..	36-37
TABLE VI - Dormitory ... ..	38
TABLE VII - Program Contacts By Cities .. ..	39-40
TABLE VIII - Men's and Boys' Work Compared ... ..	33
TABLE IX - Report of Y.M.C.As. In Schools (1931-1932) ...	41-49
TABLE X - Student Work of City Associations ... ..	50
TABLE XI - General Account (Finances) ... ..	55
TABLE XII - Visits to Local Centers in 1932... ..	56
TABLE XIII - Training Activities of National Committee 1932	57
TABLE XIV - Book Sales 1930-1932 ... ..	59

# LIST OF CHARTS

CHART I Distribution of Income-City Associations ... ..	25
CHART II Distribution of Expenditures-City Associations	25
CHART III Program Output ("Fourfold") ... ..	27
CHART IV Program Output (Types of Work) ... ..	29
CHART V Men's and Boys' Work Ratios ... ..	35

TABLE I 第一表  
 城市青年會成績報告單  
 CITY ASSOCIATION'S STATISTICAL REPORT

會名 CITY	會員 MEMBERS					義務員人數 Volunteer Workers			
	1 同 宗 成 人 Christian-Men	2 同 志 成 人 Non-Christian-Men	3 同 宗 童 子 Christian-Boys	4 同 志 童 子 Non-Christian-Boys	5 總 數 Total	6 常 任 委 員 Standing Committees	7 團 體 之 職 員 Officers of Groups	8 義 務 教 員 Volunteer Teachers	9 研 究 班 領 袖 Discussion Group Leaders
1. Shanghai	353	1,689	—	157	2,199	72	44	4	14
2. Hongkong	262	1,409	101	940	2,712	6	259	267	4
3. Tientsin	167	1,156	26	234	1,583	55	52	—	18
4. Canton	590	1,920	13	122	2,645	18	7	—	42
5. Peiping	93	545	31	490	1,159	203	86	23	27
6. Chengtu	118	688	—	94	900	66	37	18	6
7. Hankow	93	863	—	—	956	—	7	—	7
8. Chungking	123	1,359	17	693	3,192	—	25	—	13
9. Nanking	172	686	—	—	853	34	21	5	8
10. Changsha	94	1,340	3	427	1,864	15	—	3	—
11. Hangchow	122	608	35	138	903	80	40	3	25
12. Tsinan	105	1,148	22	198	1,434	71	42	13	—
13. Tsingtao	79	504	20	140	743	200	9	—	—
14. Nanchang	107	301	14	40	462	47	5	4	6
15. Mukden	70	50	—	—	120	94	43	1	20
16. Foochow	197	1,729	5	21	1,952	69	47	—	28
17. Soochow	58	520	—	387	965	18	—	9	68
18. Wuchang	55	230	—	2	287	84	12	6	7
19. Dairen	31	111	1	—	143	—	—	3	2
20. Kaifeng	32	527	—	59	618	—	131	4	—
21. Ningpo	52	955	—	49	1,056	92	25	6	5
22. Sianfu	150	280	60	60	550	128	39	2	18
23. Amoy	145	640	4	17	806	19	20	23	8
24. Kirin	54	510	—	—	564	50	30	8	9
25. Toyshan	104	296	—	10	410	30	22	10	20
26. Swatow	162	652	—	44	868	35	15	—	12
27. Wuhu	54	540	18	208	910	174	48	5	6
28. Yunnanfu	60	1,107	2	321	490	7	25	15	3
29. Chengchow	37	493	8	68	606	22	10	11	9
30. Chefoo	92	1,010	9	61	1,172	47	18	10	6
31. Taiyuanfu	46	397	2	155	600	11	22	—	32
32. Chinsien	15	45	—	8	63	18	12	—	5
33. Antung	35	115	—	—	150	—	—	15	—
34. Fenyang	76	52	65	50	243	15	11	17	8
35. Paoting	23	133	—	10	171	25	20	2	—
36. Hingwa	41	206	—	—	247	22	—	1	1
37. Weihaiwei	25	579	9	231	844	24	—	11	6
38. Tokyo (留日)	15	148	—	—	163	165	—	—	2
Total	4,162	25,546	465	5,524	35,641	2,016	1,190	567	445



TABLE I (Continued) 第一表(續)  
 城市青年會成績報告單  
 CITY ASSOCIATION'S STATISTICAL REPORT

會名 CITY	義務員人數 Volunteer Workers			職員 STAFF				
	10 經濟及徵求 Finance and Membership Workers	11 工作者 Program Campaigns Workers	12 各種不同 Different Volunteer Workers	13 秘書 Chinese Secretaries	14 西秘書 Foreign Secretaries	15 教員 Paid Teachers	16 職員 Writers or Clerks	17 其他職員 Other Employees
1. Shanghai	447	600	1,335	23	2	57	20	101
2. Hongkong	637	481	881	21	1	18	1	22
3. Tientsin	190	480	795	13	—	16	—	18
4. Canton	359	27	453	18	2	25	5	24
5. Peiping	210	153	430	14	2	79	14	39
6. Chengtu	150	55	247	11	1	10	—	12
7. Hankow	176	110	236	6	—	3	5	29
8. Chungking	34	50	40	11	—	8	18	39
9. Nanking	130	70	182	9	1	27	2	15
10. Changsha	209	333	350	6	1	15	2	19
11. Hangchow	167	118	278	15	1	21	2	14
12. Tsinan	231	540	377	9	—	18	2	18
13. Tsingtao	240	15	259	6	—	16	—	9
14. Nanchang	99	27	188	3	—	9	4	7
15. Mukden	120	129	275	12	3	2	2	15
16. Foochow	346	53	543	12	1	25	4	25
17. Soochow	141	—	236	6	—	7	8	10
18. Wuchang	75	59	436	4	2	—	1	8
19. Dairen	11	2	18	1	1	—	—	1
20. Kaifeng	71	16	211	3	1	—	1	—
21. Ningpo	212	300	300	6	—	4	—	10
22. Sianfu	100	323	610	5	1	3	—	7
23. Amoy	276	187	336	8	1	4	1	7
24. Kirin	—	—	40	4	1	—	1	3
25. Toyshan	130	45	165	5	—	1	—	10
26. Swatow	120	131	321	5	—	2	1	7
27. Wuhu	220	203	313	4	—	2	1	3
28. Yunnanfu	183	41	256	6	1	22	—	5
29. Chengchow	82	68	232	2	—	—	1	3
30. Chefoo	203	52	230	6	—	11	2	12
31. Taiyuanfu	145	68	278	5	1	7	2	6
32. Chihnsien	12	—	47	4	—	7	—	2
33. Antung	9	—	30	2	1	—	1	2
34. Fenyang	23	313	313	4	1	2	1	2
35. Paoting	70	40	153	5	1	—	1	3
36. Hingwa	47	11	75	2	—	2	1	1
37. Weihaiwei	130	114	149	3	—	—	1	4
38. Tokyo (留日)	—	21	165	3	—	—	2	6
Total	6,005	5,015	11,714	278	29	424	108	518

TABLE I (Continued) 第一表(續)  
 城市青年會成績報告單  
 CITY ASSOCIATION'S STATISTICAL REPORT

會名 CITY	全年收支 Current Income and Expenditures		產業 PROPERTY		債務 DEBTS	
	18 收入總數 Total Income	19 支出總數 Total Expenditures	20 地價 Value of Land	21 會所價值 Value of Buildings and Equipment	22 本年預算所欠之款 On Current Expenses	23 關於地價會所及 設備所欠之款 On Land, Building and Equipment
1. Shanghai	243,312	241,868	1,833,000	965,000	—	675,500
2. Hongkong	79,124	86,221	21,000	433,000	7,308	—
3. Tientsin	52,860	48,186	163,500	134,000	—	—
4. Canton	97,753	95,873	150,000	300,000	—	—
5. Peiping	99,253	128,755	42,500	192,000	42,134	25,238
6. Chengtu	16,676	19,518	40,000	160,000	2,900	2,842
7. Hankow	32,576	33,837	52,000	107,600	—	—
8. Chungking	27,683	33,207	66,300	15,000	—	—
9. Nanking	31,873	39,150	123,500	128,000	7,279	7,970
10. Changsha	38,318	32,653	50,000	250,000	—	—
11. Hangchow	30,640	28,306	50,000	200,000	—	—
12. Tsinan	24,404	23,957	20,000	180,000	—	—
13. Tsingtao	57,811	20,645	60,000	80,000	—	31,000
14. Nanchang	18,952	13,022	30,000	60,000	—	—
15. Mukden	9,000	9,000	40,000	200,000	6,876	—
16. Foochow	47,849	58,690	65,000	223,000	7,500	8,000
17. Soochow	28,719	28,719	50,000	48,879	8,308	—
18. Wuchang	8,548	9,838	15,000	85,000	1,750	—
19. Dairen	3,511	3,141	2,000	4,000	—	—
20. Kaifeng	8,607	8,607	15,000	5,000	—	—
21. Ningpo	22,384	21,926	30,000	80,000	4,500	4,000
22. Sianfu	7,940	8,151	3,000	22,000	4,000	3,500
23. Amoy	37,653	37,653	45,000	100,000	—	8,000
24. Kirin	7,000	7,000	5,000	85,000	—	—
25. Toishan	17,935	19,721	61,000	90,000	—	—
26. Swatow	16,349	14,323	80,000	10,000	—	—
27. Wuhu	3,887	4,124	—	1,000	500	800
28. Yunnanfu	12,121	12,121	63,700	1,000	740	—
29. Chengchow	2,655	2,344	20,000	7,000	2,000	1,000
30. Chefoo	14,305	14,246	14,000	30,000	—	—
31. Taiyuanfu	10,476	10,923	25,000	30,000	—	—
32. Chinsien	9,217	15,749	4,000	18,000	—	5,000
33. Antung	2,500	2,500	8,000	24,000	—	—
34. Fenyang	1,266	1,340	5,000	2,500	250	—
35. Paoting	4,129	4,110	5,000	40,000	—	—
36. Hingwa	1,167	1,119	—	750	266	200
37. Weihaiwei	20,440	20,440	—	1,000	—	—
38. Tokyo (留日)	13,656	14,803	50,000	140,000	—	—
Total	1,181,631	1,175,586	3,322,500	4,452,729	96,811	743,050

TABLE I (Continued) 第一表(續)  
 城市青年會成績報告單  
 CITY ASSOCIATION'S STATISTICAL REPORT

會名 CITY	宗教討論團 RELIGIOUS DISCUSSION GROUPS				體育會 MEETINGS		51 個人談道次數 Numbers of Religious Interviews	32 決志者 Decisions	33 皈依教會者 Joined Church	
	24 團數 Number of Groups	團員 Enrollment		27 團員總數 Total Enrollment	28 全年到班人數 Total Attendance	29 次數 Number of Meetings				30 到者總數 Total Attendance
		25 會員 Members	26 非會員 Non-Members							
1. Shanghai	40	14	81	95	2,007	22	3,109	—	—	
2. Hongkong	8	27	23	55	603	67	12,910	105	7	
3. Tientsin	6	92	39	131	1,815	32	8,656	49	5	
4. Canton	33	—	—	776	4,173	171	32,966	—	334	
5. Peiping	33	25	514	440	4,836	25	2,085	1,159	43	
6. Chengtu	15	92	90	182	3,258	6	1,890	25	4	
7. Hankow	10	—	—	105	400	20	6,780	—	43	
8. Chungking	3	—	—	110	4,659	—	—	15	—	
9. Nanking	9	12	70	122	1,715	12	5,417	333	87	
10. Changsha	11	13	429	442	2,030	5	1,390	45	12	
11. Hangchow	9	14	18	141	986	105	6,507	150	2	
12. Tsinan	2	12	8	20	95	64	3,143	—	7	
13. Tsingtao	—	—	—	—	—	15	215	—	—	
14. Nanchang	4	13	75	83	1,237	42	3,676	61	12	
15. Mukden	7	12	42	45	830	50	1,590	—	—	
16. Foochow	24	40	892	932	5,333	9	1,980	—	102	
17. Soochow	5	—	213	113	1,372	9	2,300	15	15	
18. Wuchang	6	—	44	44	1,103	13	1,440	4	—	
19. Dairen	1	10	8	18	80	—	—	—	—	
20. Kaifeng	1	—	13	18	39	1	67	52	—	
21. Ningpo	2	15	3	18	160	22	532	53	—	
22. Sianfu	19	180	155	335	8,850	20	4,400	270	55	
23. Amoy	15	49	225	274	2,531	35	8,632	99	22	
24. Kirin	5	—	—	100	1,200	17	2,000	300	—	
25. Toyshan	9	27	245	272	1,632	48	9,484	63	42	
26. Swatow	7	14	132	148	1,436	48	2,640	6	83	
27. Wuhu	4	35	10	45	1,458	15	547	237	7	
28. Yunnanfu	3	15	2	17	110	5	59	102	1	
29. Chengchow	8	—	—	70	463	3	490	24	29	
30. Chefoo	4	4	36	40	1,600	—	—	—	—	
31. Taiyuanfu	5	—	—	32	225	55	1,185	—	—	
32. Chinhsien	1	6	9	14	105	15	1,200	145	2	
33. Antung	4	10	40	50	375	200	4,000	—	5	
34. Fenyang	27	72	54	126	880	33	350	36	5	
35. Paoting	12	12	114	126	2,142	5	80	—	—	
36. Hingwa	1	—	7	7	52	2	54	15	2	
37. Weihaiwei	2	35	11	46	1,180	—	—	—	—	
38. Tokyo (留日)	—	—	—	—	—	68	1,250	52	—	
Total	361	855	3,607	5,703	32,055	1,265	132,183	3,514	975	

TABLE I (Continued) 第一表 (續)  
 城市青年會成績報告單  
 CITY ASSOCIATION'S STATISTICAL REPORT

會名 CITY	學生人數 SCHOOL ENROLLMENT					學生到校次數 ATTENDANCE		
	34	35	36	37	38	39	40	41
	日學校 In Day Schools	夜學校 In Night Schools	義務學校 In Free Schools	他種學校 In Other Schools	各學校學生總數 Total Enrolled In All Schools	日校 Day Schools	夜校 Night Schools	義務學校 Free Schools
1. Shanghai 上海	400	614	73	—	1,087	103,140	110,780	17,520
2. Hongkong 香港	249	191	2,783	—	3,223	40,757	23,040	253,900
3. Tientsin 天津	—	719	261	34	1,014	—	127,800	63,523
4. Canton 廣州	274	254	213	—	741	49,320	40,640	18,920
5. Peiping 北平	750	780	100	—	1,530	154,506	222,749	1,000
6. Chengtu 成都	30	60	—	14	104	750	3,200	—
7. Hankow 漢口	99	—	—	—	90	5,400	—	—
8. Chungking 重慶	14	62	—	30	106	168	12,648	—
9. Nanking 南京	196	178	150	—	524	37,500	25,200	15,000
10. Changsha 長沙	532	243	75	—	879	101,190	20,520	6,330
11. Hangchow 杭州	49	266	210	—	525	3,000	24,000	21,665
12. Tsinan 濟南	—	85	150	—	235	—	7,729	10,759
13. Tsingtao 青島	350	115	350	—	815	94,500	27,600	84,000
14. Nanchang 南昌	215	53	42	—	310	14,229	5,406	1,512
15. Mukden 瀋陽	339	40	—	—	400	18,000	64,000	—
16. Foochow 福州	212	—	521	—	733	40,704	—	69,696
17. Soochow 蘇州	42	129	110	—	281	5,040	23,600	2,876
18. Wuchang 武昌	13	—	48	—	61	404	—	3,800
19. Dairen 大連	—	—	—	—	—	—	—	—
20. Kaifeng 開封	—	60	344	—	404	—	1,654	19,395
21. Ningpo 寧波	—	37	185	—	222	—	10,608	18,720
22. Sianfu 西安	250	304	350	—	934	33,900	30,600	31,200
23. Amoy 廈門	—	131	133	15	281	—	7,444	6,832
24. Kirin 吉林	—	30	—	—	30	—	5,000	—
25. Toishan 台山	—	30	230	—	260	—	576	1,840
26. Swatow 汕頭	—	—	—	—	—	—	—	—
27. Wuhu 蕪湖	—	16	115	—	131	—	2,174	9,514
28. Yunnanfu 雲南	—	487	—	—	487	—	50,200	—
29. Changchow 長洲	40	—	173	—	213	7,200	—	14,500
30. Chefoo 煙台	109	18	232	—	417	18,612	3,600	4,740
31. Taiyuanfu 太原	—	102	—	—	102	—	11,559	—
32. Chihnsien 鎮江	40	13	120	—	223	7,200	2,040	10,400
33. Antung 安東	60	130	100	—	290	10,800	20,800	19,300
34. Fenyang 汾陽	49	—	120	7	167	955	—	10,400
35. Paoting 保定	—	4	24	57	85	—	240	3,200
36. Hingwa 興化	—	—	—	12	12	—	—	—
37. Weihaiwei 威海衛	—	33	750	18	801	—	3,800	9,058
38. Tokyo (留日)	20	—	14	—	34	950	—	620
Total 總數	4,325	5,185	8,038	—	187,17,805	751,235	889,267	733,275

TABLE I (Continued) 第一表(續)  
 城市青年會成績報告單  
 CITY ASSOCIATION'S STATISTICAL REPORT

會名 CITY	學生到校次數 ATTENDANCE		智育研究團 Educational Discussion Groups			演講 LECTURES		
	42	43	44	45	43	47	48	
	他種學校 Other Schools	總數 Total	團體總數 Total Number of Groups	團員總數 Total Enrollment	全年到會者總數 Total Attendance	演講次數 Number of Lectures	到會者總數 Total Attendance	
1. Shanghai	—	231,440	1	7	311	21	6,030	
2. Hongkong	—	317,697	2	30	1,093	15	3,847	
3. Tientsin	4,030	193,403	7	50	1,933	51	2,753	
4. Canton	—	163,830	14	354	2,439	73	16,729	
5. Peiping	—	333,749	23	322	19,415	291	13,253	
6. Chengtu	1,494	5,444	15	320	1,010	8	2,250	
7. Hankow	—	5,490	—	—	—	19	5,147	
8. Chungking	330	13,176	—	—	—	100	12,310	
9. Nanking	—	77,760	8	193	5,730	30	3,645	
10. Changsha	—	123,030	6	69	603	22	9,409	
11. Hangchow	—	43,635	17	614	1,433	59	7,143	
12. Tsinan	—	18,433	4	23	394	13	693	
13. Tsingtao	—	293,100	8	80	1,933	15	15,000	
14. Nanchang	—	21,147	1	238	2,430	21	3,370	
15. Mukden	—	82,000	—	—	—	—	—	
16. Foochow	—	110,400	3	27	834	12	10,750	
17. Soochow	—	31,516	—	—	—	13	900	
18. Wuchang	—	4,204	3	67	720	33	5,510	
19. Dairen	—	—	—	—	—	—	—	
20. Kaifeng	—	21,049	9	189	210	23	5,633	
21. Ningpo	—	29,328	14	230	232	230	31,640	
22. Sianfu	—	93,700	35	935	9,850	40	14,490	
23. Amoy	2,432	16,708	—	—	—	19	4,720	
24. Kirin	—	5,000	—	—	—	—	—	
25. Toyshan	—	2,416	—	—	—	16	4,507	
26. Swatow	—	—	1	43	3,690	—	—	
27. Wuhu	—	11,638	10	81	2,290	24	2,933	
28. Yunnanfu	—	59,200	—	—	—	72	7,659	
29. Chengchow	—	21,700	8	175	1,940	8	1,600	
30. Chefoo	—	27,032	2	49	590	13	5,315	
31. Taiyuanfu	—	11,550	13	111	1,615	23	1,733	
32. Chihnsien	—	19,640	—	—	—	19	1,000	
33. Antung	—	59,900	—	—	—	8	2,000	
34. Fenyang	42	11,337	1	25	320	10	1,670	
35. Paoting	2,618	7,058	—	—	—	—	—	
36. Hingwa	480	430	—	—	—	3	190	
37. Weihaiwei	595	13,453	6	93	1,270	22	5,020	
38. Tokyo (留日)	—	1,570	—	—	—	19	150	
Total	總數	12,101	2,335,865	212	4,339	35,211	1,393	212,132

TABLE I (Continued) 第一表 (續)  
 城市青年會成績報告單  
 CITY ASSOCIATION'S STATISTICAL REPORT

會名 CITY	特別運動 SPECIAL CAMPAIGNS			健身房 GYMNASIUM CLASSES		
	49 巡迴次數 Number of Campaigns	50 聽演講者 Attendance at Campaigns Lectures	51 觀展覽會人數 Attendance at Campaigns Exhibits	52 班數 Number of Classes	53 班員人數 Number Enrolled	54 全年到班者統計 Total Attendance Throughout the Year
1. Shanghai	3	4,900	6,127	23	533	10,479
2. Hongkong	—	—	—	17	460	11,930
3. Tientsin	2	6,054	15,678	11	140	3,263
4. Canton	12	—	53,999	13	231	5,818
5. Peiping	1	3,831	2,099	35	478	25,429
6. Chengtu	—	—	—	2	22	312
7. Hankow	3	7,759	4,748	1	18	497
8. Chungking	14	6,400	—	2	95	22,800
9. Nanking	9	3,052	—	5	109	8,040
10. Changsha	4	5,150	12,700	1	92	19,799
11. Hangchow	1	800	4,000	5	80	956
12. Tsinan	2	23,637	60	13	146	4,290
13. Tsingtao	—	—	—	2	39	5,700
14. Nanchang	1	12,000	—	2	42	3,264
15. Mukden	—	—	—	1	30	1,200
16. Foochow	2	4,250	1,950	28	1,120	13,215
17. Soochow	—	—	—	—	—	—
18. Wuchang	2	892	3,840	—	—	—
19. Dairen	—	—	—	—	—	—
20. Kaifeng	6	1,930	150	1	12	153
21. Ningpo	4	2,335	5,920	—	—	—
22. Sianfu	6	29,300	53,100	14	460	92,000
23. Amoy	1	—	3,000	—	—	—
24. Kirin	—	—	—	—	—	—
25. Toyshan	1	642	—	—	—	—
26. Swatow	1	7,500	—	4	157	37,500
27. Wuhu	4	15,229	17,337	2	51	1,476
28. Yunnanfu	8	431	8,400	—	—	—
29. Chengchow	3	1,150	—	—	—	—
30. Chefoo	2	655	1,211	4	120	21,200
31. Taiyuanfu	9	1,653	3,460	1	80	12,000
32. Chinhsien	—	—	—	—	—	—
33. Antung	1	309	—	—	—	—
34. Fenyang	2	2,100	1,250	9	135	620
35. Paoting	—	—	—	1	20	930
36. Hingwa	—	—	—	—	—	—
37. Weihaiwei	1	9,500	—	—	—	—
38. Tokyo (留日)	—	—	—	2	59	3,571
Total	105	152,666	193,960	199	4,829	306,477

TABLE I (Continued) 第一表(續)  
 城市青年會成績報告單  
 CITY ASSOCIATION'S STATISTICAL REPORT

會名 CITY	戶內及戶外運動隊 ATHLETIC TEAMS, INDOOR AND OUTDOOR				游泳池 Swimming Pool		61 全年洗浴總次數 Total Number of Baths	62 交檢在體格人數 Number of Physical Examinations	
	55	56	57	58	59	60			
	隊數 Number of Teams	隊員人數 Number of Different Individuals Playing on Teams	隊員全年參加運動總計 Total Number of Participations in Games	參觀者人數 Total Number of Spectators at Games	全年游泳池人數 Number of Different Individuals using Pool	全年游泳池次數統計 Total Number of using Pool during the year			
1. Shanghai	73	928	2,026	6,500	322	12,620	142,193	390	
2. Hongkong	2	20	400	118,450	795	8,450	13,400	218	
3. Tientsin	72	864	8,640	3,474	—	—	19,861	12	
4. Canton	26	283	1,325	7,679	815	17,718	29,713	3,880	
5. Peiping	117	1,047	14,428	14,793	—	567	29,602	321	
6. Chengtu	19	152	3,792	7,400	—	—	18,796	—	
7. Hankow	10	80	1,196	8,399	—	—	21,827	39	
8. Chungking	—	—	—	—	—	—	3,600	—	
9. Nanking	1	18	1,500	2,030	—	—	2,945	115	
10. Changsha	15	149	2,989	1,400	450	2,994	6,399	687	
11. Hangchow	7	105	3,889	4,321	25	112	26,903	43	
12. Tsinan	19	196	1,924	6,095	—	—	29,490	—	
13. Tsingtao	11	120	2,342	40,000	—	3,055	—	—	
14. Nanchang	2	21	462	300	—	—	3,554	176	
15. Mukden	19	100	5,000	—	—	—	7,000	—	
16. Foochow	29	5,969	17,880	5,500	1,313	13,469	43,569	1,236	
17. Soochow	9	89	17,080	—	—	—	21,031	—	
18. Wuchang	3	33	—	—	—	—	5,445	1,466	
19. Dairen	—	—	—	—	—	—	—	—	
20. Kaifeng	—	—	5,885	—	—	—	—	209	
21. Ningpo	7	91	7,000	—	—	—	16,084	1,106	
22. Sianfu	39	515	5,150	45,000	—	—	—	580	
23. Amoy	6	201	2,645	12,308	33	520	31,158	120	
24. Kirin	20	550	5,026	—	—	—	—	445	
25. Toyshan	22	198	1,627	14,900	—	—	27,000	56	
26. Swatow	2	30	10,000	10,000	—	—	14,000	—	
27. Wuhu	—	—	—	—	—	—	—	261	
28. Yunnanfu	1	12	72	—	—	—	10,901	—	
29. Chengchow	7	198	1,650	—	—	—	—	—	
30. Chefoo	5	45	10,039	33,666	32	1,400	—	394	
31. Taiyuanfu	1	34	1,250	—	—	—	1,974	88	
32. Chihnsien	—	—	—	—	—	—	—	300	
33. Antung	—	—	—	—	—	—	—	—	
34. Fenyang	4	45	95	1,160	—	—	—	—	
35. Paoting	5	78	3,270	80	—	—	—	—	
36. Hingwa	—	—	—	—	—	—	—	—	
37. Weihaiwei	1	7	130	3,500	60	—	—	10	
38. Tokyo (留日)	—	—	—	5,550	78	465	6,230	—	
Total	總數	545	12,374	138,697	353,335	3,859	61,370	532,678	12,158

TABLE I (Continued) 第一表(續)  
 城市青年會成績報告單  
 CITY ASSOCIATION'S STATISTICAL REPORT

會名 CITY	社會會 SOCIAL MEETINGS		電影會 CINEMA SHOWS		圖書室 LIBRARY			70 到圖書室者次數 Number Using Reading Room
	63 開會次數 Number of Socials Held	64 到會者次數 Total Attendance	65 開演次數 Number of Cinema Shows	66 到會者次數 Total Attendance	67 書籍冊數 Books	68 借出冊數 Taken Out	69 花期刊物 Periodicals	
1. Shanghai	73	6,577	—	—	21,509	1,060	—	—
2. Hongkong	23	1,548	46	7,802	2,485	147	26	30,000
3. Tientsin	35	12,900	8	4,900	7,500	1,050	15	18,600
4. Canton	128	26,332	7	5,550	600	—	15	—
5. Peiping	31	1,522	—	—	2,023	—	24	26,020
6. Chengtu	8	2,176	6	5,200	2,538	8,945	11	10,167
7. Hankow	22	4,023	—	—	406	—	51	57,349
8. Chungking	61	4,830	523	106,200	1,500	2,900	—	26,000
9. Nanking	50	4,494	11	4,054	2,884	960	35	21,868
10. Changsha	38	14,244	84	18,230	1,200	150	9	17,348
11. Hangchow	80	1,652	5	1,540	5,300	—	84	28,000
12. Tsinan	24	644	—	—	2,573	267	12	30,090
13. Tsingtao	70	2,200	5	680	350	500	30	5,000
14. Nanchang	13	4,642	5	2,500	862	18	41	43,200
15. Mukden	12	360	—	—	976	320	25	5,000
16. Foochow	7	4,587	75	38,845	2,560	100	89	15,701
17. Soochow	14	4,830	720	72,000	250	—	16	3,920
18. Wuchang	26	1,240	21	1,200	—	—	—	21,900
19. Dairen	—	—	—	—	—	—	—	—
20. Kaifeng	15	820	7	3,542	230	—	13	6,930
21. Ningpo	93	2,790	249	24,900	1,500	—	18	4,800
22. Sianfu	22	4,300	80	24,000	4,200	1,200	20	15,800
23. Amoy	22	10,630	20	20,000	1,885	192	33	25,497
24. Kirin	20	4,622	72	8,854	370	—	1	20,640
25. Toyshan	18	7,025	52	4,600	1,250	125	15	26,000
26. Swatow	4	5,200	—	—	—	—	—	30,000
27. Wuhu	41	10,231	61	19,860	3,812	712	14	11,780
28. Yunnanfu	48	4,736	—	—	—	36	35	35,000
29. Chengchow	19	1,080	—	—	3,050	1,200	9	4,000
30. Chefoo	12	5,009	7	2,755	1,145	2,617	21	8,535
31. Taiyuanfu	29	1,927	2	800	776	361	50	3,183
32. Chihnsien	—	—	18	3,600	1,000	—	8	—
33. Antung	20	1,400	50	15,000	300	45	24	5,000
34. Penyang	10	278	—	—	1,210	—	—	4,100
35. Paoting	9	4,150	139	12,749	—	—	—	1,690
36. H'ngwa	1	450	6	540	320	820	24	10,800
37. Weihaiwei	32	2,560	10	2,500	—	56	16	14,600
38. Tokyo (留日)	191	4,352	—	—	12,200	125	20	320
Total	1,501	170,360	2,289	412,401	88,764	23,906	804	594,237



TABLE I (Continued) 第一表(續)  
 城市青年會成績報告單  
 CITY ASSOCIATION'S STATISTICAL REPORT

會名 CITY	71 本年售出及送之書冊小冊數 Copies of Books distributed during the year	寄宿舍 DORMITORY			75 全年售餐次數統計 Number of Meals served in the Restaurant	76 草用遊戲室次數 Number Using Game Room	少年營 CAMPS		
		72 牀鋪 Beds	73 宿鋪 Bed-nights	74 全年寄宿舍住客不同人數 Different Persons using Dormitory during the year			77 營員 Campers	78 到者 Attendance	
1. Shanghai	上海	—	356	109,890	9,650	119,140	21,620	12	36
2. Hongkong	香港	—	128	38,952	651	109,500	23,900	14	28
3. Tientsin	天津	3,480	56	12,240	3,600	43,200	36,000	16	112
4. Canton	廣州	—	149	48,720	327	111,600	14,000	3	54
5. Peiping	北平	—	20	6,653	218	34,166	12,089	30	530
6. Chengtu	成都	1,000	40	12,150	155	—	14,040	—	—
7. Hankow	漢口	—	42	14,197	321	22,172	6,357	—	—
8. Chungking	重慶	—	20	7,300	300	9,400	18,000	—	—
9. Nanking	南京	—	24	6,848	155	18,350	13,105	—	—
10. Changsha	長沙	—	19	4,480	169	21,127	24,880	18	252
11. Hangchow	杭州	100	45	11,000	380	30,921	12,956	22	500
12. Tsinan	濟南	—	44	12,561	247	23,737	7,316	9	189
13. Tsingtao	青島	2,500	60	11,825	563	5,132	18,000	90	2,250
14. Nanchang	南昌	420	11	2,988	152	16,547	31,000	—	—
15. Mukden	瀋陽	—	17	—	—	960	2,000	—	—
16. Foochow	福州	—	22	4,626	466	2,272	7,594	—	—
17. Soochow	蘇州	2,000	—	—	—	—	11,400	—	—
18. Wuchang	武昌	—	27	7,900	340	5,952	4,800	—	—
19. Dairen	大連	—	—	—	—	—	1,200	—	—
20. Kaifeng	開封	—	9	2,625	44	—	2,000	—	—
21. Ningpo	寧波	—	12	2,337	321	5,260	7,500	—	—
22. Sianfu	西安	2,500	52	16,000	—	8,000	15,000	—	—
23. Amoy	廈門	230	37	7,555	600	—	44,072	24	288
24. Kirin	吉林	600	—	—	—	—	254	—	—
25. Toyshan	烟台	3,100	18	2,760	—	1,800	3,580	—	—
26. Swatow	汕頭	215	10	2,232	43	—	22,000	—	—
27. Wuhu	蕪湖	740	—	—	—	—	18,960	—	—
28. Yunnanfu	雲南	45,000	—	—	—	—	4,432	28	140
29. Chengchow	鄭州	1,000	7	2,100	31	1,047	1,700	—	—
30. Chefoo	煙台	2,241	28	8,070	150	—	5,733	6	120
31. Taiyuanfu	太原	—	14	5,264	67	—	5,604	42	294
32. Chihnsien	綏遠	—	—	—	—	—	—	—	—
33. Antung	安東	1,505	4	1,440	10	—	1,000	—	—
34. Fenyang	汾陽	—	—	—	—	—	7,200	47	310
35. Paoting	保定	—	2	98	7	70	250	—	—
36. Hingwa	興化	42	—	—	—	—	9,200	—	—
37. Weihaiwei	威海衛	—	12	1,950	46	—	12,600	6	126
38. Tokyo (留日)	東京	—	65	18,500	415	21,196	7,280	—	—
Total	總數	66,676	1,353	333,264	19,384	611,549	453,682	367	5,079

# THE 1932 STATISTICAL REPORT OF THE WORK OF THE CITY ASSOCIATIONS

---

## Introduction

In this section of the Year Book are presented the statistics for the work of the City Associations as reported\* by the various cities. Reports of work were received from thirty-eight (38) Associations. That this number of Associations have been able to continue in their work during this period of great political and economic change is proof of the vitality of the Association Movement in China. Further, on the whole, the statistics reported show advances!

In addition to the assembling of the facts and figures as returned from the local centers, certain items have been selected for special study. This continues the plan of the Year Book analysis as set forth in the first Year Book (1931). In that volume program output, personnel hours, certain program work ratios, and practices for the various sized cities were studied, and the program trends of certain selected items for all cities from 1914-1931 inclusive were reviewed. The analysis made of those items are still representative of the present trends and the reader is referred to that volume for those facts, as they are not duplicated here.

In this Year Book, (1) the general program output from 1929 to 1932, with a detailed analysis of the work for 1932, (2) a special analysis of the dormitory, and, (3), a detailed study of the finances of each Association have been selected for special review.

No statistical report covers all the work of a movement such as the Y. M. C. A. Thus we may report one young man as staying in the dormitory as one bed-night - a unit contact of our work. But at present we have not devised any means of measuring or even estimating the results to the young man of this contact. Was he benefitted in health by the physical arrangements of the dormitory facilities? Was he benefitted morally? Perhaps he was kept from evil surroundings by the facilities, but did the dormitory program have positive results?

---

\* In the case of Mukden, Kirin, Chihnsin and Antung, due to the political situation, the reports were assembled in the National Committee office.

Then many items of work are not called for in the present statistical blank in use. Also the information on many items is too scanty for intelligent appreciation. Indeed this section of the Year Book should be titled as "Items Reported for 1932" rather than the "Work" of the City Association. As a step towards meeting the problem presented in this and in the preceding paragraph a new statistical report form has been prepared, and is now in process of publication. It is hoped that this will lead us nearer the goal of the statistical report, namely, an analysis of the present work for the purpose of appraisal, and as a basis for future plans. Further it is hoped to make the new statistical report cover the period of September 1st to August 31st. This should be done in order that the statistics year may correspond with the program year.

It is to be noted that the cities are listed in order of size, rather than by alphabetical order. This returns to the practice of the 1929 and 1930 tables. This is done in order that comparison may be the more easily made between the cities of approximately the same size. At best, the alphabetical order is only accidental, and while convenient for the English copy in finding a certain city, it has no order or relation in the case of the Chinese character.

In many items the analysis is made in terms of the cities of Group I, II, and III. The meaning of this differentiation is shown by the following:

City Group	Size of Population	No. of Such Cities
I	over 500,000	10
II	200,000-499,000	15
III	under 200,000	13

In Tables V and VII of the 1931 Year Book, the significance of the differentiation in size was clearly brought out.

## 1. The 1932 Statistics

Table I gives the statistics as taken from the annual report blanks sent in by the various centers. In compiling this table over 10,000 different statistics from the thirty-eight centers were handled. The table summarizes 3,000 of these. Each and every fact or record will repay careful study. Especially should the Board and staff of each city compare their own records with past years, make comparisons with cities of similar size, and review national trends.

A number of new items have been added to the statistics reported here, many of facts gathered for the first time. These are:

Column 10	- Finance and Membership Workers
"	39-43 School Attendance
"	67-69 Library, books, circulation and periodicals
"	72-73 Dormitory beds and occupancy (bed-nights)
"	77-78 Camps, campers and camp-days

## 2. Associations and Membership in 1932

The first and most outstanding fact in this report is that thirty-eight (38) city Associations were able to continue and to carry on programs that show advance in most items. One Association was dropped from the roster in 1932, Harbin, which reported only 237 members in 1931, and has had no active general secretary for two years. Provisional Boards were formed during the year looking to the organization of two new Associations, while frequent enquiries showed that other centers sought our movement.

It is interesting to note that the total population of these 38 cities (not counting Tokyo, as the Chinese Y there serves only the Chinese residents) is approximately 17,400,000. But an analysis of these cities shows that by the strategy of their selection the Y.M.C.A. influence reaches practically all the 400,000,000 citizens of this great land. Thirteen of the eighteen provincial capitals are represented in this roll call, every important trade center is represented, and a number of the cities are rural in outlook and connections, so that contact is had with the rural population, the bulk of China.

The next important fact is the total membership, 35,641. This is a loss of 574 or one and a half per cent (1.5%) from the 1931 figure, 36,215. But in the light of the political and economic situation prevailing in 1932, this is really an unexpected result. Shanghai alone more than accounts for this loss, its membership showing a loss of 905, due to inability to hold its annual membership drive in 1932 - a result of Japan's undeclared war. The trend of membership has been to increase ever since 1927 (19,767), this year's figure representing an increase of 80% over that year. Five thousand nine hundred eighty nine (5,939) of the total membership were boys' This represents 16.8% of the membership as compared with 14.7% in 1931. It is a large increase in absolute numbers over the 3,740 in 1928. No doubt this increased showing is due in part to the fact that during the summer and fall of 1932 six new boys work secretaries completed a year's training in the Yenching-Peiping Y.M.C.A. Training Center, and entered upon their work in various cities.

The active membership, i.e., Christians, numbered four thousand five hundred seventy-one (4,571). This represented 12.8% of the total membership as compared with 11.1% in 1931. Further it represents an increase of 50% over the absolute number of Christians in the membership in 1927. This means that 87.2% of the membership are not Christians. The large number and percentage of non-Christians in the membership present a challenge to the active members, and a most unique opportunity.

## 3. Personnel

Volunteers to the number of 11,714 different people served the Association in some way. This was 32.8% of the membership (41.7% in 1931). While this falls short of the ideal goal, every member a worker - yet it exceeds the twenty-five per cent (25%) formerly used as a criterion by many Associations. One city dropped in

number from 3,478 in 1931 to 182 in 1932, practically all workers in a special campaign, which evidently was not repeated in 1932.

The various kinds of work carried on by these volunteers and the number participating in each type were:

Committee men	2,016
Officers of Groups	1,190
Volunteer Teachers	507
Group Leaders	445
Finance and Membership	
Campaign Workers	6,005
Program Campaign Workers	5,015

The city Associations report a total of 278 Chinese secretaries (264 in 1931) and 28 foreign secretaries (26 in 1931), a total of 307 (290 in 1931). For the first time in the history of the Y.M.C.A. in China, women are registered in the Yearbook as secretaries - Miss Li Hsiu Chen of Foochow and Mrs T. M. Mak of Canton. Further one city, Kaifeng reported two women as Board members - Mrs Hu Wei-fan and Miss P. T. Win. In addition the National Committee, (both headquarters and regional staff) reported twenty (20) Chinese secretaries and six (6) foreign secretaries. The thirty-four (34) foreign secretaries reported in 1932 were allocated by the following organizations:—

- International Committee of Canada and the United States (23 in active service; also three retired in China and one allocated to the College of Chinese Studies).
- National Council of Y.M.C.A's of Great Britain (in cooperation with Wesleyan Missionary Society) (1)
- United Church of Canada (1)
- Irish Presbyterian Mission in cooperation with International Committee (1)
- London Missionary Society (1)
- Church of the Brethren (1)
- American Board (2)
- English Baptist Mission (1)

This number falls far short of the one hundred eight (108) in the peak year of 1919-20. The China Movement feels it is too few in the light of the opportunities and needs in this great country-almost a continent in itself.

The distribution by positions and rank of 261 city secretaries for whom facts were reported is given in Table II. From this we see that 17.6% of the secretaries are engaged in duties which are classified as administrative, 30.2% have to do with business affairs, which includes care of buildings, finances, building facilities, etc., 27.8% are concerned mainly with membership groups and the remainder, 23.8% are concerned directly with the program. Over half, 52.7% are located in the ten larger centers, 32.2% are in the group II centers, while the thirteen smaller centers with 16.1% average only a little over 1% of the total staff in each city. An interesting fact, which shows the trend towards rural work as a field for the

TABLE II 第二表  
SECRETARIES CLASSIFIED BY POSITION 幹事依照位置分類  
CITIES OF GROUP 城市

位 置 POSITION	第一組 I		第二組 II		第三組 III		總數 Total	幹事/助理 Total Sec. & Assist.	百分數 %
	Full Duty 專任	Part Duty 兼任	Full Duty 專任	Part Duty 兼任	Full Duty 專任	Part Duty 兼任			
總幹事 General Secretary	9	—	15	—	8	—	30	—	—
副總幹事 Associate Gen. Sec.	19	—	5	2	2	—	16	46	1.76
庶務幹事 Business Secretary	22	2	9	7	4	2	40.5	—	—
庶務助理幹事 Business Assistant	18	—	15	2	5	1	38.5	79	30.2
宣傳幹事 Publicity Secretary	1	1	—	—	—	—	1.5	1.5	0.6
會員幹事 Membership Secretary	14	5	2	4	2	1	23	—	—
會員助理幹事 Membership Assistant	—	—	1	—	1	—	2	25	9.6
學生幹事 Student Secretary	6	1	2	2	2	—	11.5	—	—
學生助理幹事 Student Assistant	1	—	—	—	1	—	2	13.5	5.2
少年幹事 Boys' Secretary	9	1	2	5	5	—	16	—	—
少年助理幹事 Boys' Assistant	3	—	—	—	2	1	7.5	23.5	9.0
農村幹事 Rural Secretary	1	1	2	—	—	—	3.5	—	—
農村助理幹事 Rural Assistant	1	—	—	—	2	—	3	6.5	2.5
職工幹事 Industrial Secretary	3	—	—	—	—	—	3	3	1.1
婦女幹事 Women Secretary	—	—	1	—	—	—	1	1	0.4
智育幹事 Educational Secretary	10	2	4	5	2	1	20	—	—
智育助理幹事 Educational Assistant	2	—	1	1	—	1	4	24	9.2
體育幹事 Physical Secretary	9	—	5	1	1	1	16	—	—
體育助理幹事 Physical Assistant	5	—	2	1	—	1	8	24	9.2
德育幹事 Religious Secretary	2	1	2	1	—	1	5.5	—	—
德育助理幹事 Religious Assistant	—	—	1	—	—	—	1	6.5	2.5
群育幹事 Social Secretary	1	—	—	1	—	—	1.5	1.5	0.6
專業幹事 Program Secretary	—	—	3	—	—	—	3	—	—
專業助理幹事 Program Assistant	—	—	1	—	—	—	1	4	1.5
圖書室幹事 Library Secretary	—	—	—	—	1	—	1	—	—
圖書室助理幹事 Library Assistant	1	—	—	—	—	—	1	2	0.8
幹事 Secretaries	87	(14)	45	(24)	23	(3)	177	—	(67.8)
助理 Assistants	41	—	24	(6)	14	(4)	84	—	(32.2)
Total 總數	128	(14)	69	(30)	37	(10)	251	251	
	135		84		42		261	261	
% 全體百分數	52.7%		32.2%		16.1%				100%

Y.M.C.A., is that six men are reported as giving full time for rural work and one man as giving half time. This is 2.5% of all the secretaries reported. It equals the number reported as in direct religious work.

For the teaching included in program work, 424 teachers were used. In the administration of the work 108 clerks assisted the staff. In addition 518 servants were reported, mainly men who care for the buildings, though some helped in the execution of the program, especially in the use of the building facilities, dormitory, bath rooms, etc. These servants did not include, as a rule, the dining room employees, and barbers, as these are generally employed by lessors of Y.M.C.A. space.

In the Roster of Board Members and Secretaries the names of all officers active in 1932 of the city Associations and National Committee are given.

#### 4. Finances.

In 1932 the amounts received and expended by the city Associations reached the grand totals of \$1,118,631 and \$1,175,986. These exceed the amounts for 1931 when for the first time the current income and expense exceeded the one million dollar mark, by 11% and 8% respectively. For each member this represents nearly \$33 annually. Each program contact averaged \$0.16. Another way of considering this is that the city Y.M.C.A.'s received and expended approximately \$3,150 each day in 1932.

---

**NOTE** Two terms designating two types of averages are used in the analyses. One is the mean (arithmetic mean) (commonly called mean or average). It signifies the total sum divided by the number of cases. Thus we have, say, five associations reporting the number of dormitory beds as 14, 37, 23, 19 and 29. The sum of these numbers is 122. The mean is 122 divided by 5 which is 24.4. That is, the mean number of beds in the five cities reporting is 24.4. The other term used is the median. It is the size of the middle item, when they are arranged in order of size. Using the example above, first the items must be arranged in ascending or descending order. Using the ascending order, we have 14, 19, 23, 29, 37. Here the middle item is 23. That is the median number of beds in the five Associations reporting is 23. This measure is generally more representative of the actual situation than is the arithmetic mean. For if one Association in the above example had had 237 beds instead of 37, our mean would have been 64.4, a number larger than any city except one. If the median is used, the median or middle item is still 23. That is, it is not unduly influenced by extreme or unusual items.

Tables III and IV present a detailed study in per cent of the income and expenditures of the various city Associations. This is the first time that sufficient data has been assembled to make possible a complete analysis of the finances of the city Associations. In Table IV, expenditures, expense for debt services (interest on loans, repayment of debts, etc.) was deleted if it was over 15% of the total, and the net expenditure for the year's work was used. However the first arithmetic mean given includes the debt service item, for sake of comparison. This is a significant figure, 14.1% of the gross expenditures of all cities. Charts I and II show the summary tabulation of the means for all cities. Each city Association should draw up a similar chart, using the percentages for their own city.

Several items are worthy of comment. In the Summary Tabulation of Income, Table III, the term "Liability" Income (column 25) refers to items that must eventually be paid back, as loans, or to money received from the sale of property or other resources. It averages 5.2% (arithmetic mean) of the gross income of all cities. Seven cities are largely responsible for this, where over 10% of their income came from such sources.

It is interesting to note that the dormitory, restaurant, and other building facilities (Column 22, Table III) produce 39.4% (arithmetic mean) of the total income, but with decreasing medians for the three groups of cities. In Group I cities the dormitory median income is only 1%, while for Group II and III cities (with better buildings) the median is 13.5%. Here the modern building plays its part. Direct cost of building maintenance as shown in the summary tabulation of expenditures (Table IV, column 31) (with debt service deleted) is 20.2% (arithmetic mean) of the expenditures. That is, the buildings besides giving service as working centers and facilities for use of members, yield a gross profit to income of 10%. Where the analysis is made in terms of medians for the three groups of the cities the profit for Group I is about 14%, for Group II is about 6.5% while Group III cities show a loss of 4%. Most of these cities in the latter group are in inadequate buildings - buildings that cannot help in the matter of income.

In the matter of educational fees, and contributions (Table III, columns 21 and 24) we find Group I cities and Group III cities just reversed, with educational fees being an important factor in Group I cities, while contributions are more important to the smaller cities of Group III.

One purpose of presenting these tables is that they may be preserved for reference for future studies. It may be well to state that "present practices" are not necessarily "standards". However, they do have much to guide Boards and administrative officers in their work. For example, where a city finds its percentage of expenditures for secretaries' salaries to be much below the practice for the median for the country as a whole, it will be well to inquire into the cause. It may be due to local circumstances, or to the use of too many ill-qualified men.



TABLE III 第三表

## 一九三二年各市會收入之分析

AN ANALYSIS OF INCOME OF ALL CITY ASSOCIATIONS 1932

會 名 CITY			PERCENT 百分比								
			1	2	3	4	5	6	7	8	9
			會費 Membership Fees	學費 Educational Fees	宿舍會 Dormitory	餐館 Restaurant	理髮室 Barber	沐浴費 Bath Room Fees	電影 Cinema	遊戲室 Game Room	大廳 Auditorium
1. Shanghai	上海	海港	13.9	19.6	37.7	5.3	1.4	—	—	0.8	0.5
2. Hongkong	香港	天津	25.4	18.6	27.7	1.1	—	1.2	0.4	—	0.5
3. Tientsin	天津	廣州	34.9	17.5	14.1	2.9	2.9	0.1	—	0.5	0.2
4. Canton	廣州	北平	43.9	13.9	8.0	3.0	3.5	1.9	—	1.3	0.5
5. Peiping	北平	漢口	7.4	44.6	8.4	5.1	1.3	0.3	0.1	4.9	8.8
6. Chengtu	成都	重慶	15.9	5.5	12.0	—	0.2	—	15.6	—	0.1
7. Hankow	漢口	南京	22.7	2.7	34.8	7.2	1.3	1.2	—	1.4	1.0
8. Chungking	重慶	南京	8.5	4.4	10.5	—	—	5.9	44.0	0.2	—
9. Nanking	南京	長沙	18.9	45.2	17.6	4.7	0.5	1.5	0.5	0.7	0.2
10. Changsha	長沙		18.8	27.4	9.0	4.9	1.9	1.8	10.2	0.9	2.5
11. Hangchow	杭州	汕頭	23.5	13.9	23.1	3.3	—	0.1	—	0.8	—
12. Tsinan	濟南	南昌	37.1	5.3	22.3	15.4	—	0.2	—	0.2	3.2
13. Tsingtao	青島	福州	14.5	26.6	13.1	—	—	—	—	—	—
14. Nanchang	南昌	福州	10.6	9.9	10.5	12.8	5.1	3.7	1.6	0.9	0.3
15. Foochow	福州	武昌	39.2	20.5	7.7	2.2	2.5	0.1	2.9	0.5	0.2
16. Soochow	蘇州	武昌	31.8	6.9	—	1.4	1.3	—	6.6	2.9	0.2
17. Wuchang	武昌	漢口	25.5	0.9	26.5	4.2	4.2	1.8	2.9	3.2	—
18. Dairen	大連	西安	16.6	16.2	—	—	—	—	—	—	—
19. Kaifeng	開封	波安	29.0	4.9	10.8	—	—	—	—	1.5	0.7
20. Ningpo	寧波	西安	33.4	1.2	7.1	3.0	2.0	—	8.5	2.5	0.8
21. Sianfu	西安	波安	18.9	12.6	37.8	—	0.3	0.3	7.6	—	1.9
22. Amoy	廈門	波安	34.8	3.2	14.9	—	—	1.1	—	1.3	1.1
23. Toyshan	汕頭	波安	13.5	—	18.4	0.5	—	0.2	43.7	0.4	1.5
24. Swatow	汕頭	南昌	37.5	8.5	3.0	—	—	0.6	—	4.8	—
25. Wuhu	蕪湖	南昌	72.0	3.8	—	—	—	—	—	2.4	0.2
26. Yunnanfu	雲南	南昌	21.8	13.2	—	—	—	10.8	—	0.9	—
27. Chefoo	煙台	南昌	12.7	23.5	4.5	0.7	2.0	—	11.0	2.1	—
28. Taiyuanfu	太原	南昌	6.4	5.3	8.7	—	—	2.4	—	0.2	—
29. Fenyang	汾陽	南昌	12.2	9.9	—	—	—	—	—	—	—
30. Paoting	保定	南昌	6.5	3.2	—	—	—	—	22.0	—	1.5
31. Weihaiwei	威海衛	南昌	34.4	2.7	1.4	—	—	—	1.2	—	—
Mean	平均數		23.1	17.5	18.5	3.6	1.4	0.9	3.4	1.3	1.3
Medians 中點數											
All Cities	全部		21.5	9.9	10.3	1.0	1.0	0.8	0.9	0.7	0.7
Group I	第一組		18.5	17.0	13.5	4.0	1.3	1.2	0.7	0.7	0.7
Group II	第二組		25.5	6.5	13.5	1.0	1.0	0.8	1.5	0.8	0.7
Group III	第三組		17.0	7.0	1.0	0.1	0.1	0.6	0.8	0.5	0.5

TABLE III (Continued) 第三表 (續)  
 一九三二年各市會收入之分析  
 AN ANALYSIS OF INCOME OF ALL CITY ASSOCIATIONS 1932

			PERCENT 百分數							
會名 CITY	10	11	12	13	14	15	16	17	18	
	店租租金 Store Rentals	基金存息 Endowment Interest	存款利息 Bank Interest	捐款 Contributions	津貼 Grants	特別津貼 Special Gifts	去年存積 Balance from Previous Year	出賣器具 Sale of Equipment	借款 Money Borrowed	
1. Shanghai	上海	5.0	—	0.1	11.4	—	—	1.9	—	
2. Hongkong	香港	2.4	—	0.1	12.5	9.6	1.1	1.5	—	
3. Tientsin	天津	1.0	—	—	12.8	0.8	7.8	—	0.1	
4. Canton	廣州	0.7	—	0.5	6.1	1.6	—	3.5	3.8	
5. Peiping	北平	5.0	0.7	—	4.8	3.0	2.7	—	1.3	
6. Chengtu	成都	5.3	7.0	—	1.4	8.6	—	3.2	21.8	
7. Hankow	漢口	2.6	—	1.9	5.7	—	—	14.7	—	
8. Chungking	重慶	15.9	—	4.2	3.2	—	—	—	—	
9. Nanking	南京	4.3	—	0.1	2.9	1.8	—	—	—	
10. Changsha	長沙	2.0	—	0.4	3.9	4.7	—	10.3	1.1	
11. Hangchow	杭州	1.8	—	1.0	0.6	4.5	16.5	7.3	1.2	
12. Tsinan	濟南	1.2	—	0.3	8.0	—	2.1	2.3	—	
13. Tsingtao	青島	—	—	—	42.8	—	—	—	—	
14. Nanchang	南昌	9.5	—	1.9	1.1	—	—	31.0	—	
16. Foochow	福州	1.5	—	0.1	2.4	—	—	—	15.1	
17. Soochow	蘇州	—	1.9	0.1	7.9	0.1	13.9	0.0	19.9	
18. Wuchang	武昌	—	—	1.3	20.7	2.9	—	—	5.9	
19. Dairen	大連	—	—	2.0	33.2	21.4	—	7.0	—	
20. Kaifeng	開封	8.3	—	0.2	16.4	18.1	—	—	4.8	
21. Ningpo	寧波	—	—	—	0.5	—	3.2	—	33.6	
22. Sianfu	西安	—	—	—	6.3	—	—	0.5	13.8	
23. Amoy	廈門	—	—	0.5	—	3.5	0.7	2.3	35.2	
25. Toyshan	台山	0.4	—	—	0.7	0.3	—	15.0	—	
26. Swatow	汕頭	11.0	—	1.3	7.0	2.2	—	22.5	1.6	
27. Wuhu	蕪湖	—	—	0.3	5.6	15.4	—	0.3	—	
28. Yunnanfu	雲南	0.6	—	—	22.3	6.7	—	8.5	1.3	
30. Chefoo	濰縣	—	1.9	—	23.8	—	—	12.1	—	
31. Taiyuanfu	太原	59.0	—	1.4	10.5	5.0	8.8	—	1.3	
34. Fenyang	汾陽	—	41.6	—	8.2	16.3	—	1.2	8.2	
35. Pacting	保定	—	—	5.1	29.1	—	23.2	—	—	
37. Weihaiwei	威海衛	—	—	0.1	31.1	19.2	—	—	—	
Mean	平均數	3.6	0.4	0.4	9.2	2.5	2.8	3.5	1.1	
Medians 中點數										
All Cities	全部	1.0	0.6	0.7	7.5	2.5	0.7	1.2	0.6	
Group I	第一組	3.5	0.2	0.6	5.0	1.5	0.7	1.6	0.6	
Group II	第二組	0.9	0.1	0.7	2.5	0.8	0.7	1.0	0.6	
Group III	第三組	0.7	0.7	0.8	16.5	6.0	0.6	1.0	0.7	

TABLE III (Continued) 第三表(續)

一九三二年各市會收入之分析  
AN ANALYSIS OF INCOME OF ALL CITY ASSOCIATIONS 1932

會名 CITY	19 Miscellaneous 其他	SUMMARY 總 結							
		20 會費 Membership Fees	21 學費 Educational Fees	22 生產事業收入 Program Income Producing Features	23 基金 Endowment Features	24 捐款津貼 Contributions, Gifts	25 借款收入 "Liability" Income	26 其他 Miscellaneous	
1. Shanghai	上海	2.4	13.9	19.6	45.7	5.1	11.4	—	4.3
2. Hongkong	香港	—	25.4	16.6	30.9	2.5	23.2	0.1	1.3
3. Tientsin	天津	4.5	34.9	17.5	20.7	1.0	21.4	—	4.5
4. Canton	廣州	0.9	43.9	13.9	18.3	1.1	7.7	11.2	4.7
5. Peiping	北平	0.2	7.4	44.6	23.9	5.7	10.5	2.7	0.2
6. Chengtu	成都	—	15.9	5.5	27.9	12.3	10.0	25.2	3.2
7. Hankow	漢口	2.8	22.7	2.7	46.9	4.5	5.7	—	17.5
8. Chungking	重慶	3.2	8.5	4.4	60.6	20.1	3.2	—	3.2
9. Nanking	南京	0.2	18.9	46.2	26.1	4.4	4.2	—	0.2
10. Changsha	長沙	0.1	18.8	27.4	31.2	2.4	8.6	1.1	10.4
11. Hangchow	杭州	0.1	26.5	13.2	27.3	2.8	21.6	1.2	7.4
12. Tsinan	濟南	2.1	57.1	5.3	41.4	1.5	10.1	—	4.6
13. Tsingtao	青島	3.0	14.5	26.6	13.1	—	42.8	—	3.0
14. Nanchang	南昌	1.0	10.6	9.9	34.9	11.4	1.1	0.1	32.0
16. Foochow	福州	—	39.2	20.5	16.1	1.6	7.5	15.1	—
17. Soochow	蘇州	5.5	30.8	6.9	12.4	2.0	21.9	19.9	6.1
18. Wuchang	武昌	—	25.5	0.9	42.8	1.3	23.6	5.9	—
19. Dairen	大連	—	16.6	16.2	—	2.0	57.6	—	7.6
20. Kaifeng	開封	1.8	29.0	4.9	13.0	8.5	34.5	8.3	1.8
21. Ningpo	寧波	4.2	33.4	1.2	23.9	—	3.7	33.6	4.2
22. Sianfu	西安	—	18.9	12.6	47.9	—	6.3	13.8	0.5
23. Amoy	廈門	0.3	34.8	3.2	18.4	0.5	4.2	35.7	3.2
25. Toyshan	台山	—	13.5	—	69.5	0.4	1.0	—	15.6
26. Swatow	汕頭	—	37.5	8.5	8.4	12.3	9.2	1.6	22.5
27. Wuhu	蕪湖	—	72.0	3.8	2.6	0.3	21.0	—	2.3
28. Yunnanfu	雲南	7.2	21.8	13.2	11.7	0.6	39.0	8.0	15.7
30. Chefoo	煙台	0.7	12.7	28.5	20.3	1.9	23.8	—	12.8
31. Taiyuanfu	太原	—	6.4	5.3	11.3	51.4	24.3	—	—
34. Fenyang	陽城	2.4	12.2	9.9	—	41.6	24.5	8.2	3.6
35. Paoting	保定	4.4	6.5	3.2	23.5	5.1	57.3	—	4.4
37. Weihaiwei	威海衛	6.9	34.4	2.7	2.6	0.1	53.3	—	6.9
Mean	平均數	1.4	23.1	17.5	30.4	4.4	14.5	5.2	4.9
Medians 中點數									
All Cities	全部	0.9	21.5	9.9	23.5	2.8	11.5	1.2	4.3
Group I	第一組	0.8	18.5	17.0	30.0	3.7	9.5	0.8	4.0
Group II	第二組	1.0	25.5	6.5	23.5	1.6	10.5	5.5	4.5
Group III	第三組	1.0	17.0	7.0	10.5	3.5	24.5	1.0	5.5

TABLE IV 第四表

一九三二年各市會支出之分析

AN ANALYSIS OF EXPENDITURES OF ALL CITY ASSOCIATIONS 1932

會 名 CITY			PERCENT 百分數								
			1 幹事薪金 Secretaries Salaries	2 辦事薪金 Clerical Staff Salaries	3 教員薪金 Teachers Salaries	4 工資 Servants Wages	5 社會補助儲蓄金 Savings Subsidies	6 電燈 Light	7 煤 Heat	8 水 Water	9 會所用器 House Supplies
1. Shanghai	上海	海	13.8	9.7	11.8	9.0	—	3.7	5.7	1.2	2.3
2. Hongkong	香港	港	21.5	—	15.1	—	3.6	1.4	1.6	0.9	0.9
3. Tientsin	天津	京	31.3	—	10.7	—	—	5.7	7.1	2.6	2.1
4. Canton	廣東	東	23.2	—	21.0	4.1	1.9	3.1	1.0	0.9	—
5. Peiping	河北	北	12.3	6.2	26.5	3.1	—	1.9	2.5	1.5	0.3
6. Chengtu	成	成	23.9	1.7	7.0	8.3	—	2.2	5.2	0.7	2.2
7. Hankow	漢口	漢	22.4	3.0	1.1	6.3	—	4.8	6.0	6.3	1.8
8. Chungking	重慶	慶	18.0	—	—	7.7	—	1.5	—	4.6	1.5
9. Nanking	南京	京	24.8	1.8	27.3	6.4	0.1	3.4	1.1	2.2	0.4
10. Changsha	長沙	沙	21.8	6.2	19.9	9.1	—	4.3	1.4	0.5	2.0
11. Hangchow	杭州	州	25.4	—	8.1	7.1	—	4.0	4.5	—	1.9
12. Tsinan	濟南	南	24.9	4.7	4.2	8.8	—	4.4	7.2	2.7	1.7
13. Tsingtao	青島	島	11.2	5.0	33.8	5.7	—	4.0	0.4	1.2	1.8
14. Nanchang	南昌	昌	18.3	9.8	11.6	5.5	—	6.9	6.1	3.5	0.2
15. Foochow	福州	州	24.2	2.8	26.3	10.9	—	4.5	3.4	1.9	2.6
17. Soochow	蘇州	州	23.8	9.8	6.2	7.4	—	4.4	5.1	0.6	0.1
18. Wuchang	武昌	昌	29.6	19.2	—	13.8	—	8.3	8.6	—	1.4
19. Dairen	大連	連	50.7	13.0	15.8	5.7	—	2.2	2.3	0.4	2.0
20. Kaifeng	開封	封	34.0	—	0.8	4.7	—	2.9	1.4	1.4	—
21. Ningpo	寧波	波	32.3	—	—	16.1	—	5.5	1.0	4.0	—
22. Sianfu	西安	安	27.2	8.9	3.0	10.3	0.6	5.9	4.4	2.1	2.2
23. Amoy	廈門	門	43.7	2.4	4.1	5.4	—	3.7	3.1	5.7	—
25. Toyshan	台山	山	13.8	—	—	10.7	—	4.2	1.6	—	3.6
26. Swatow	汕頭	頭	25.0	2.5	16.9	7.0	0.5	6.6	2.3	4.0	2.9
27. Wuhu	蕪湖	湖	23.1	4.8	4.3	8.6	—	3.8	—	0.2	0.3
28. Yunnanfu	雲南	南	22.3	—	22.2	3.0	—	2.0	0.7	—	—
30. Chefoo	烟台	台	23.4	10.4	16.6	6.1	1.5	2.9	2.5	0.2	4.3
31. Taiyuanfu	太原	原	33.0	1.4	5.5	7.5	—	6.0	2.8	1.9	—
34. Fenyang	汾陽	陽	35.1	4.7	13.2	14.9	—	4.7	5.3	1.3	—
35. Paoting	保定	定	63.3	—	—	7.6	—	12.3	0.5	0.5	0.3
37. Weihaiwei	威海衛	衛	22.1	5.1	3.2	4.1	—	2.4	1.2	—	2.2
Mean	平均數		18.7	4.1	2.0	5.4	0.2	3.2	3.0	1.4	1.3
(債款清償除外)	平均數										
Mean with Debt Service deleted			21.8	4.8	14.0	6.4	0.2	3.7	3.5	1.6	1.5
Medians 中點數											
All Cities	全部	份	24.6	3.5	11.3	7.6	0.1	4.1	2.5	1.4	1.2
Group I	第一組		23.0	1.6	13.5	6.3	0.1	3.5	0.6	1.7	1.2
Group II	第二組		25.5	5.5	6.5	7.7	0.1	4.5	3.7	1.6	1.5
Group III	第三組		27.0	3.5	14.0	7.0	0.1	4.6	2.0	0.8	0.8

TABLE IV (Continued) 第四表(續)

一九三二年各市會支出之分析

AN ANALYSIS OF EXPENDITURES OF ALL CITY ASSOCIATIONS 1932

		PERCENT 百分數									
會名 CITY		10	11	12	13	14	15	16	17	18	
		修 Repairs	備 Equipment	會 Insurance	稅 Taxes	準 Sinking Fund	辦 Printing Stationery	郵 Postage Telephone	書 Books Magazines	徵 Membership Finance Campaign	
1.	Shanghai	2.7	—	0.6	4.2	—	2.9	1.1	1.5	0.4	
2.	Hongkong	4.0	0.7	0.4	4.1	1.0	1.4	0.9	0.3	1.6	
3.	Tientsin	4.3	—	1.6	1.8	—	5.0	—	0.5	3.1	
4.	Canton	2.9	2.8	—	0.8	—	6.7	0.3	—	0.8	
5.	Peiping	1.1	0.3	0.4	—	—	1.6	0.3	0.2	0.5	
6.	Chengtu	2.5	24.9	1.2	—	—	2.4	0.7	1.2	3.0	
7.	Hankow	12.1	0.1	1.0	—	—	1.7	1.4	0.6	0.7	
8.	Chungking	4.0	3.3	0.3	—	—	4.4	0.5	2.3	—	
9.	Nanking	2.8	0.4	0.8	0.1	—	1.8	0.6	0.5	1.2	
10.	Changsha	5.2	1.8	1.2	—	—	1.6	0.4	0.3	2.1	
11.	Hangchow	1.9	1.9	0.5	1.4	—	1.9	0.9	0.6	1.6	
12.	Tsinan	6.8	7.9	1.3	0.1	4.9	3.9	1.0	2.5	2.0	
13.	Tsingtao	4.2	1.2	1.0	—	—	3.0	0.9	0.4	0.8	
14.	Nanchang	5.2	3.8	1.2	0.	—	0.5	0.7	2.7	0.8	
16.	Foochow	1.5	1.7	1.0	—	—	1.9	1.3	0.7	5.2	
17.	Socchow	1.7	—	0.7	0.5	—	0.7	1.1	1.4	1.8	
18.	Wuchang	1.0	—	2.4	—	—	3.3	1.8	0.9	1.7	
19.	Dairen	2.0	—	0.6	0.5	—	0.9	0.3	0.2	—	
20.	Kaifeng	3.7	6.3	—	—	—	7.0	1.2	1.2	5.2	
21.	Ningpo	3.8	—	2.1	—	1.2	1.0	0.8	1.0	2.0	
22.	Sianfu	1.5	3.9	0.3	—	—	1.8	1.7	2.2	2.0	
23.	Amoy	2.6	2.4	0.8	0.1	—	1.6	1.4	0.3	3.0	
25.	Tcyshan	1.9	—	—	—	—	0.1	0.7	0.7	0.7	
26.	Swatow	5.4	4.8	—	—	—	2.0	0.2	0.7	4.6	
27.	Wuhu	0.8	—	—	—	—	2.9	2.4	0.4	6.7	
28.	Yunnanfu	1.1	2.9	—	—	—	1.4	0.6	1.0	3.4	
30.	Chefoo	—	1.9	0.8	—	—	0.7	0.9	7.6	0.2	
31.	Taiyuanfu	—	5.4	—	—	—	3.2	1.8	2.5	3.2	
34.	Fenyang	1.5	—	—	—	—	2.5	0.4	3.1	0.7	
35.	Paoting	1.5	—	—	—	—	1.9	1.5	1.7	0.3	
37.	Weihaiwei	1.7	1.7	0.7	0.5	—	1.7	1.5	2.7	2.2	
Mean		2.9	1.3	0.6	1.4	2.2	2.3	0.7	0.8	1.2	
Mean with Debt Service deleted		3.4	1.5	0.7	1.6	2.7	2.8	0.8	0.9	1.4	
Medians 中點數											
All Cities		1.9	1.1	0.7	0.6	0.1	1.8	0.9	0.9	1.8	
Group I		2.7	1.5	0.8	0.7	0.1	2.0	0.6	0.7	1.0	
Group II		2.3	0.9	0.9	0.6	0.1	1.5	1.0	0.4	1.9	
Group III		1.4	1.0	0.2	0.1	0.1	2.0	1.0	1.6	3.5	

TABLE IV (Continued) 第四表(續)

一九三二年各市會友出之分析

AN ANALYSIS OF EXPENDITURES OF ALL CITY ASSOCIATIONS 1932

會名 CITY	PERCENT 百分數									
	19	20	21	22	23	24	25	26	27	
	學校雜費 School Work	其他事業用費 Other Program Expense	幹事訓練 Secretarial Training	協會捐款 Contributions to National Committee	其他捐款 Other Contributions	付去年之欠款 Deficit from Previous Year	償款 Payment on Debts	借款利息 Interest on Loans	投資 Investments Made	
1. Shanghai	6.9	11.9	0.3	0.3	—	—	10.0	—	—	—
2. Hongkong	3.7	21.1	1.9	1.2	1.5	0.9	0.9	—	—	2.4
3. Tientsin	—	20.4	0.4	1.4	—	—	—	2.0	—	—
4. Canton	13.8	6.2	2.1	0.5	—	—	—	0.1	—	—
6. Peiping	16.8	11.0	6.4	0.4	0.1	—	—	5.2	—	—
6. Chengtu	1.7	8.8	1.0	0.6	0.1	—	—	0.7	—	—
7. Hankow	—	5.5	0.8	2.6	0.3	—	0.3	—	—	20.7
8. Chungking	3.2	11.2	0.1	1.4	—	—	—	12.3	—	—
9. Nanking	11.7	6.4	0.5	—	0.1	—	—	2.7	—	—
10. Changsha	1.8	14.4	0.1	0.6	0.1	—	5.2	—	—	—
11. Hangchow	1.4	17.2	1.1	0.9	—	—	—	—	—	—
12. Tsinan	0.5	8.2	0.4	0.4	0.1	—	—	—	—	—
13. Tsingtao	4.9	5.6	—	0.4	0.3	—	—	—	—	—
14. Nanchang	4.0	15.4	0.9	2.3	—	—	—	—	—	—
16. Foochow	4.1	2.6	0.7	0.6	—	—	—	1.6	—	—
17. Soochow	2.3	26.0	—	0.4	0.3	—	—	2.4	—	—
18. Wuchang	—	6.3	1.7	—	—	—	—	—	—	—
19. Dairen	0.8	0.6	—	—	—	—	—	2.0	—	—
20. Kaifeng	—	9.3	1.5	0.3	0.1	—	9.7	4.4	—	—
21. Ningpo	4.1	14.3	5.6	2.7	1.0	—	—	—	—	0.8
22. Sianfu	1.6	7.3	2.7	0.4	0.6	2.5	3.7	3.2	—	—
23. Amoy	0.5	13.1	0.3	2.1	0.4	0.4	—	1.5	—	—
25. Toyshan	—	53.8	1.8	1.4	—	—	—	—	—	—
26. Swatow	2.5	7.4	0.2	4.2	0.1	—	—	—	—	—
27. Wuhu	0.5	17.9	6.2	2.3	0.4	—	8.4	1.0	—	—
23. Yunnanfu	5.2	23.3	5.1	0.8	—	—	—	—	—	4.3
30. Chefoo	2.1	10.8	2.0	0.7	2.1	—	—	—	—	—
31. Taiyuanfu	0.4	17.6	5.0	1.9	0.1	1.9	—	—	—	—
34. Fenyang	7.3	2.9	—	0.7	1.5	—	—	0.2	—	—
35. Paoting	—	2.6	3.0	—	—	—	—	—	—	—
37. Weibaiwei	2.9	17.0	1.2	0.5	0.5	—	0.7	—	—	—
Mean	平均數	5.3	11.5	1.3	0.7	0.2	4.6	7.5	2.0	1.3
借款清償之平均數 Mean with Debt Service deleted		6.2	13.4	1.5	0.8	0.2	—	—	—	1.5
Medians 中點數		2.1	11.3	1.1	0.8	0.5	0.6	0.8	0.6	0.6
All Cities 全部份		3.6	11.3	0.8	0.8	0.5	0.6	0.7	0.7	0.6
Group I 第一組		1.3	9.5	0.9	0.7	0.5	0.7	1.0	0.5	0.5
Group II 第二組		2.2	14.0	3.0	0.8	0.6	0.6	0.6	0.6	0.6
Group III 第三組										

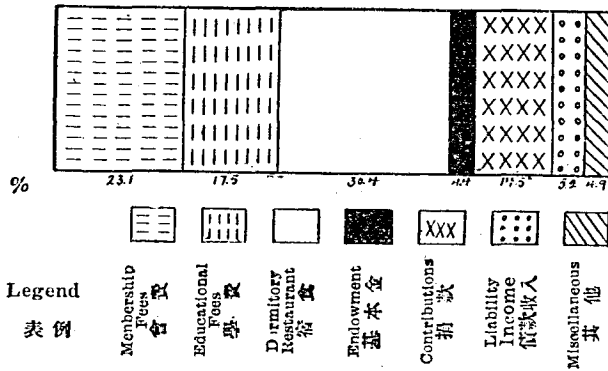
TABLE IV (Continued) 第四表(續)

一九三二年各市會支出之分析

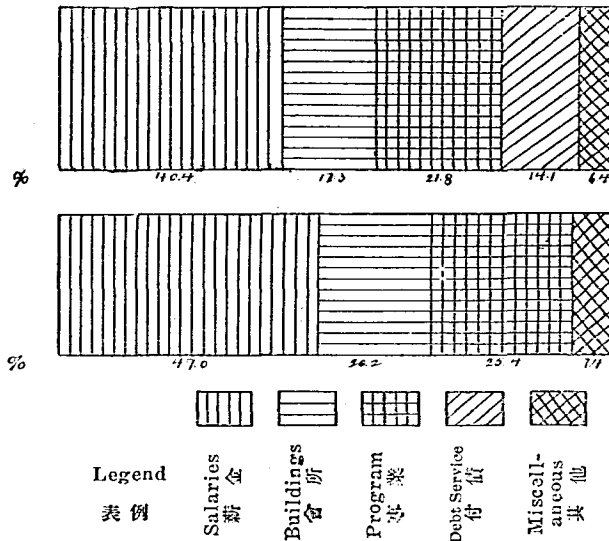
AN ANALYSIS OF EXPENDITURES OF ALL CITY ASSOCIATIONS 1932

會名 CITY	28 特別費用 Extraordinary Expenditures	29 雜費 Miscellaneous	SUMMARY 總 結				
			30 薪金與工資 Salaries and Wages	31 會所供給 Building Maintenance	32 雜事費用 Program Expenses	33 債款 Debt Service	34 雜費 Miscellaneous
1. Shanghai	—	—	44.3	20.4	24.7	10.0	0.6
2. Hongkong	2.3	—	43.2	17.7	23.0	1.8	8.3
3. Tientsin	—	—	42.0	25.2	29.0	2.0	1.8
4. Canton	8.1	—	50.3	11.1	27.8	0.1	10.7
5. Peiping	1.4	—	48.1	8.0	30.4	5.2	8.3
6. Chengtu	—	—	40.9	38.9	17.8	0.7	1.7
7. Hankow	0.3	—	32.8	32.1	10.1	0.5	24.7
8. Chungking	—	23.9	25.7	5.2	21.4	12.3	25.4
9. Nanking	2.9	—	60.4	11.2	22.2	2.7	3.5
10. Changsha	—	—	57.0	16.4	29.6	5.2	0.8
11. Hangchow	17.7	—	40.6	6.1	23.6	—	19.7
12. Tsinan	—	0.9	42.9	7.5	18.1	—	1.8
13. Tsingtao	14.2	—	55.7	13.8	15.6	—	14.9
14. Nanchang	—	—	45.2	27.7	23.9	—	3.2
16. Foochow	0.5	—	64.2	16.6	15.8	1.6	1.8
17. Soochow	—	3.3	47.2	13.1	33.3	2.4	4.0
18. Wuchang	—	—	62.6	21.7	14.0	—	1.7
19. Dairen	—	—	85.2	10.1	2.8	—	—
20. Kaifeng	—	4.9	39.5	15.7	23.9	14.1	6.8
21. Ningpo	0.7	—	48.4	17.6	23.2	—	10.8
22. Sianfu	—	—	50.0	20.3	16.6	9.4	3.7
23. Amoy	—	1.4	55.6	18.4	19.9	1.9	4.2
25. Toyshan	—	—	24.5	11.3	61.0	—	3.2
26. Swatow	—	—	51.9	26.0	17.6	—	4.5
27. Wuhu	—	—	45.8	5.1	30.8	9.4	8.9
28. Yunnanfu	2.7	—	45.5	6.5	34.9	—	12.9
30. Chefoo	—	2.5	53.0	12.4	22.3	—	7.3
31. Taiyuanfu	—	—	47.2	15.2	23.7	1.9	7.0
34. Fenyang	—	—	67.9	12.8	16.9	0.2	2.2
35. Paoting	3.0	—	69.9	15.1	8.0	—	6.0
57. Weihaiwei	26.2	—	31.5	10.4	23.0	0.7	23.4
Mean	1.9	1.0	49.4	17.3	21.8	14.1	6.4
Mean with Debt Service deleted	2.2	1.2	47.0	20.2	25.4	—	7.4
Medians 中點數							
All Cities 全部份	0.1	0.6	47.5	16.3	22.7	1.3	5.5
Group I 第一組	0.8	0.5	44.0	17.0	23.5	2.3	6.0
Group II 第二組	0.6	0.7	43.5	16.6	19.5	0.9	3.9
Group III 第三組	0.8	0.6	43.7	14.5	24.5	0.8	7.5

**CHART I 第一圖表**  
**DISTRIBUTION OF INCOME CITY ASSOCIATIONS**



**CHART II 第二圖表**  
**DISTRIBUTION OF EXPENDITURES CITY ASSOCIATIONS**



The summary tabulation of expenditures, show that about 47.0% (arithmetic mean) (Table IV, Column 30) goes for salaries of personnel. Of this 12.8% (arithmetic mean) (Table IV, Column 1) goes for secretaries. In the U. S. about 56% of the income goes for all salaries, while 22% goes for secretaries salaries. The similarity in per cents for secretaries in the two countries is very interesting. It may mean that considering the resources of



the Associations, the staffs are on comparatively the same financial level. Further in the U. S. there are approximately 3 non-secretarial employees to each secretarial employee. In China we find 307 secretaries and 1040 other paid employees. Allowing for part-time teachers this makes nearly the same ratio. Perhaps the reason for 9% more of the U. S. budget going to "other employees" for salaries is due to the higher wage standards in the U. S.

Certain items in cost or income are worth noting here, (call in arithmetic means)

school fee.....	\$20.75
school contact cost.....	.121
school hour cost.....	.032
net income per meal.....	.07
income per bed-night.....	.55
daily income per bed.....	.43
daily income and expenditure, all cities .....	3150.09
membership fee.....	7.29
gross property 1,000 population served.....	440.09
gross property per capita.....	.44
gross current income per capita.....	.068

The value of the land occupied by the Associations totalled \$3,222,500 as appraised by those preparing the reports, while the buildings were valued at a total of \$4,452,729, a grand total of \$7,675,229 for land and buildings.

Two new buildings were entered for full use during the year; the Boulevard de Montigny building in Shanghai and the Kirin building. The Shanghai building was used as temporary quarters for Association members who were driven out of their homes during Japan's undeclared war in Shanghai.

## 5. Program Output

Table V is an attempt to understand the kind and amount of work being carried on by the Association Movement in China. In this table the whole reported program work of 1929-1931, (both the gross amount and relative percentage of the various activities) is given. Further two summary tabulations are given, covering both program contacts and program hours, one based on the four-fold classification—religious, educational, physical and social—of the work, the other being based on the "type" of work, as individual, group, mass facilities, etc. Each activity is coded in the table so that the reader may know its classification in both summary tabulations. Charts III and IV visualize these summary tabulations for the 1932 statistics.

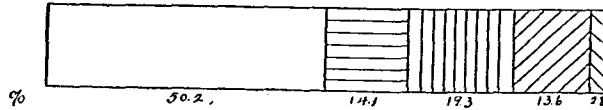
The amount of program work carried on in 1932 totalled 7,327,787 program contacts and 13,237,354 program hours. This gives a daily mean of 20,021 program contacts and 36,167 program hours. Using the total membership as a base, it averages 295.6

program contacts per year, and 371.5 program hours. This indicates the quantity of the work. It exceeds that of the previous year by 7% for program contacts and 12% for program hours.

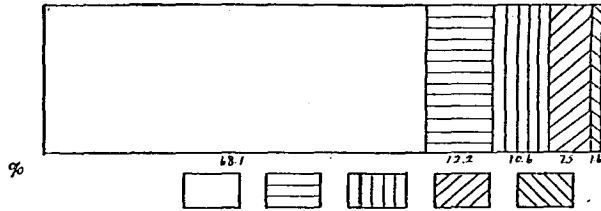
### CHART III 第三圖表

#### PROGRAM OUTPUT 事業成績 ("Fourfold") (四育分析)

Program Contacts - 7,327,787 事業接觸



Program Hours - 13,237,354 事業鐘點



Legend  
表例

Educational 智育	Social 群育	Physical 體育	Dormitory Restaurant 宿食	Religious 德育
----------------	-----------	-------------	-------------------------	--------------

#### (a) Educational Work

This analysis shows that educational activities and in that area, school work predominates as the chief emphasis of the program work.

School work for 1932 represented 32.5% of all program contacts, and 55.9% of all program hours. Further the greatest increase in the work for 1932 came in the school work:—

	1931	1932	Increase
Day schools	3,376	4,385	37%
Night schools	5,072	5,185	2%
Free schools	5,117	7,038	56%
Other schools	1,012	187	86%
Total	14,560	17,751	22%

This total enrollment of all Y.M.C.A. schools, 17,751, is equal to practically 50% of the total membership. The total attendance on all schools was 2,385,868, almost equally distributed between the three types of schools. The mean average attendance of each student enrolled in the day school was 183 days, in the night school 160 times, and in the free school 84 times.

Day school students have increased from 3,157 in 1929 to 4,395 in 1932 — an increase of 39%. This is an interesting trend during this period of greater governmental regulation of private schools.

Night school enrollment has continued its increase since the low figure of 2,018 in 1927, now reaching a total of 5,185 students. Most of these are engaged in the study of English — to many, a vocational tool.

While the enrollment in free schools, 3,038, does not reach that of the peak year of 1924, yet it does show that the Y.M.C.A. is still making a contribution to this movement. When the fact that the Association Press sold over 100,000 copies of the Popular Education books in 1932 is considered, it is seen that the Y.M.C.A. still has a premier position in the field of Mass Education in which it pioneered.

Attendance at 1,393 lectures reached a total of 212,132, while 105 campaigns had a lecture attendance of 152,666 with 198,960 reported as the number who inspected the campaign exhibits. This gave a grand total of 563,768 who were reached through this form of educational activity. Two hundred twelve (212) educational discussion groups were reported by 24 centers, with an enrollment of 4,380 different people (12% of the total membership) and a total attendance of 53,211. This gives a mean of 21.7 members in each group, and a mean attendance of 12.2 times for each one during the year. Most of these groups were concerned with citizenship problems. This is one effective way that the Y.M.C.A. has of fulfilling its aim to contribute to the developing of better citizens.

The provision of reading material is another method that the Y.M.C.A. has used to further the educational aspect of its program. Thirty two cities reported libraries, with a total of 88,764 volumes. During the year 23,906 of these books were circulated for use. Besides this, the Associations reported the sale of 66,676 books during the year. The reading rooms of 34 Associations attracted a total attendance of 594,237 people during the year (1,629 each day of the year) to read the 804 periodicals placed therein, a mean of 26 different periodicals for each Association.

These non-school educational activities totalled 1,301,598, 17.7% of all program contacts, or one out of six contacts.

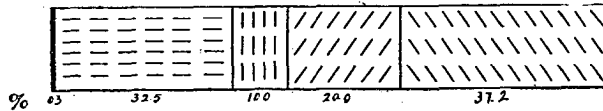
### **(b) Social Work**

The program work designated as social, including socials, hikes entertainments; the cinema; and game room, gave total contacts of 170,360; 412,401; and 453,682 respectively for 1932. There has been little variation in gross amount of socials during the past four years, though the relative amount has dropped from 3.0% in 1929 to 2.3% in 1932. Cinema attendance dropped from 717,202 in 1929 to 418,222 in 1930. The attendance for 1932 was 421,401. In the Special Study of 1930 it was found that most centers are not conducting cinemas as an income-producing feature. However 16 of the 31 centers giving detailed financial reports indicate some income

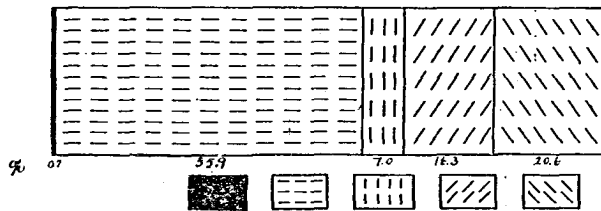
from cinemas. Because two centers report over 40% from this service and four others over 10%, the mean income from all centers is 3.4%. But here again the median is more representative, which states that 0.9% of the income comes from cinemas. It is interesting to note that at least three large centers have leased a part of their building to commercial cinema companies rather than attempting to carry on this work on a profitmaking basis. The coming of the sound picture has further complicated this problem. All in all the commercial use of movies by the YMCA is probably not a good policy.

The game room contacts have averaged 6.3% of all reported activities for the past four years, the percentage for 1932 being 6.2%. That is, one out of sixteen contacts in 1932 was made through the game room.

**CHART IV 第四圖表**  
**PROGRAM OUTPUT 事業'成績**  
**(Types of Work) (事業方式)**  
**Program Contacts - 7,327,787 事業接觸**



**Program Hours - 13,237,354 事業鐘點**



Legend  
 表例

Individual  
 個人

School  
 校

Group  
 團

Mass  
 衆

Facilities  
 便利

### (c) Physical Work

The physical work reported for athletic classes and teams players and spectators, use of the swimming pools and baths, and giving of physical examinations totalled 1,409,765 contacts or 19.3% of the total program-contacts. That is, one out of five contacts in the Y.M.C.A., was in relation to the physical work.

The use of the baths reported by 23 Associations with 533,678 contacts (7.3% of all program contacts) leads among the physical work contacts. Fifteen Associations still do not provide this facility. Only eleven Associations reported swimming, 3,858 dif-

ferent persons, with a total attendance of 61,370. In several cases this represents the provision of facilities at a bathing beach for Y members rather than that the Association has a swimming pool.

Enrollment in 744 athletic classes and teams reached a total of 17,203. This is practically half of the total membership. It nearly equals the number of students enrolled in all educational classes. But the number of contacts averages (arithmetle mean) only 26 per year per person enrolled as compared with 135 per student in the educational classes. That is, the educational classes for each enrollment have 5 program contacts to 1 for physical work. However, one is struck by the fact that physical work has reached the place where practically as many are enrolled in the classes and teams as in educational classes. This means that the YMCA program is truly many-fold.

#### **(d) Dormitory and Meals**

The contacts made through the dormitory and meals show a increase in percentages as well as in gross amount. Thirty of the thirty-eight Associations reported dormitory facilities, totalling 1,353 beds, varying from 356 in one Association to two beds in the smallest dormitory. The total occupancy of these beds amounted to 383,264 bed nights, which gives a daily mean occupancy of 1,050. Table VI analyzes the dormitories as to: (1) mean income per bed (2) mean length of residence of each occupant (3) annual percent of occupancy (4) beds per member and (5) ratio of beds to 1,000 population. The percent of occupancy was 78% as compared with 63.6% in the U.S. for 1932, though the percent in the U.S. in 1929, before the depression, was also 78%. The mean length of occupancy was 19.6 days. The income per bed averaged \$ 0.55 (arithmetc mean) a bed-night, varying from \$ .06 to \$ 1.25. The income from the dormitories amounted to 18.5% of all the income, when the arithmetic mean is used. Because a few of the larger centers, with the larger budgets have dormitory income in excess of this, the median income is only 10.3%. That is, for most centers the dormitory accounts for about 10% of the income. But for the larger centers with increasing need for such facilities, the trend is towards the higher percentage.

The 611,549 meals served during the year gives a daily mean of 1,670. The income from meals is 3.6% of the total income when the arithmetic mean is used. But here, as in the case of the dormitories, the median is smaller, being only 1.0%. This is due to the fact that nearly 80% of all the meals were served by the ten largest Y.M.C.A.'s. Indeed the median income for the Group I cities is 4.0%. For the country as a whole the net income per meal was only \$.07.

#### **(e) Religious Work**

Religious work in the form of religious discussion groups, religious meetings, and religious interviews and Christian decisions accounted for 199,110 contacts. In the 361 religious discussion

groups 5,703 individuals were enrolled, of whom 885 were members and 3,607 were non-members. These group members attended a total of 62,035 times. This represented a mean sized class of 15.9 persons. Further, the mean attendance for each person enrolled was 10.8 times. The number of groups in 1932 increased 15% over 1931, but the enrollment decreased 15% while the attendance decreased 10%. There were just half as many religious meetings in 1933 (1,265) as in 1931 (2,521) while the total attendance of 142,586 showed a loss of 43% from the 233,347 for 1931. Christian decisions in 1932 came to 9,751. This was a loss of 64% from the figure for 1931-2,866. The explanation for the decrease in religious work in 1932 from that in 1931 lies, in part, to the fact that in 1931 Sherwood Eddy held a series of evangelistic meetings in a majority of the larger Associations. In 1932, the Y.M.C.A. assisted in the Stanley Jones meetings, but as they were held under the auspices of the local churches, the results are not counted as Y work. All the items reported as religious work came to only 2.8% of the total program contacts. There is no criterion as to what percent of the total program should be direct religious work. However, this is probably too small. One cause is that the Association depends in part on evangelistic efforts like that of the Sherwood Eddy campaigns. Another cause is that only 2.5% of the secretaries are listed as being religious work secretaries. Our staffs need strengthening in this phase of our work.

#### (f) Boys Camps

Fourteen centers reported having held boys' camps. The total enrollment came to 367 campers, and these spent a total of 5,978 camper days. One center has provided a permanent camp site with adequate buildings, while at least three others have plans under way to provide proper permanent facilities. It is very probable that this type of program work will increase in the coming years.

### 6. Program Types

In the summary tabulation of program contacts of Table V. the various activities are classified by program types. Charts III and IV present the facts graphically.

City Y.M.C.A. work in China in the past has placed its emphasis on mass work and school work. Mass work has been used to bring the Y.M.C.A. program and principle before the whole of each city, as well as to spread its influence over the country as a whole. This accounts for 20.0% of the recorded work in 1932, which is a large decrease from 27.2% in 1929. School work, a highly honored and accepted means, has been used to give educational opportunities to thousands who could not obtain this privilege elsewhere. This accounts for 23.5% of all program contacts. (30.6% in 1929)

But with the coming of the indigenization of the Movement, and its growth, two other types of work have been stressed, namely group work and the use of the building facilities. From the table it can be seen that the use of the facilities, dormitory, restaurant, baths, swimming pool, game room, and reading, lead all other contacts, with a total percentage of 37.4% (32.4% in 1931). The

modern buildings are thus carrying a large share of the program in serving the constituency. Group work, aside from school work, carried 10.0% (9.6% in 1391) contacts reported, there being 1,317 organized groups, with 27,826 individuals enrolled and 730,760 contacts being reported.

A new emphasis is being placed on work with individuals. The following summary from Table I shows the number of different individuals reached through the various individual and group contacts where opportunities for individual work are frequent:

### Different Individuals Contacts by various activities

Different Volunteer Workers	11,714
Religious Discussion Groups	5,703
Religious Interviews	3,514
Enrolled in schools	17,751
Educational Discussion Groups	4,385
Gymnasium Classes	4,822
Athletic Teams	12,374
Different Individuals using Swimming pool	3,859
Number of Physical Examinations	12,158
Different Occupants of Dormitory	19,384
Campers	367

## 7. Program Output by Cities

Table VII analyzes certain factors concerning program output for each center; namely the total output, both contacts and hours, each center's percentage of the whole country's program, the mean contacts and hours per "member", per secretary, and per 1,000 population, and the average cost. Also the arithmetic mean of each of these items for "all cities" is given as well as the medians for the three groups of cities. These facts are an attempt to understand the amount of work being carried on by the various cities and their relation to work of the country as a whole.

From Table VII it is seen that the Group I cities make 53.3% of the program contacts, and carry on 56.2% the program hours. The medians given in the table indicate very clearly that the three groups of cities differ in many aspects of their work. In the matter of costs, the larger cities have a median cost of approximately \$ .20 per contact, the cities of Group II about \$ .15 while \$ .10 is the cost for Group III cities. This is, of course, due to difference in living standards and building facilities. The contacts per 1,000 population show that the smaller centers reach more widely into the city as a whole, while the "per member" contacts medians show that the larger centers do a more intensive kind of program work.

It is interesting to note that the mean program contact for the year is about 24,000 per secretary or 2,000 per month or approximately 65 per day. While each secretary personally does not make this many contacts, yet each secretary is responsible for or supervises this many contacts. The day schools with their teachers

assisting the secretaries account for the fact that the median program hours per secretary is so much larger for Group I cities than for the cities of Group II or Group III.

## 8. Boys' Work

Table VIII — Men's and Boys' Work Compared — gives in detail the number or amount of work done for or with and by boys, as well as a comparison in percents of the relative amounts for men and boys. Chart V shows graphically the facts of this table. This analysis brings out most vividly the fact that half of the associations program is being conducted for one-sixth of its membership or ionstituency. That is, the program for boys is five times as ntensive as that for men. The three following facts from the table show this most clearly.

15.9% of the total membership are boys.

45.5% of the total program contacts are with boys.

50.2% of the total program hours are with boys.

Reference to the table and to the chart shows that for every program activity the percent for boys exceeds the percent of boys in the total membership. Only in the volunteer relationships does the percentage fall below that of the membership percentage. The program emphasis with boys lies in school work, where the enrollment of boys is 70.2% of the total enrollment, while 70.8% of the total attendance is that of boys. And of the total program contacts with boys, 51.2% are in school work, with 80.6% of the program hours. Another fact closely related to this is that only 9.0% of the secretaries are listed as boys' work secretaries (see Table II), but inasmuch as most of the program is school work, its actual execution is done by teachers rather than by secretaries.

TABLE VIII 第八表  
成人與少年事業之比較 Men's and Boys' Work Compared

各項關係與活動 Relationships and Activities	數目 Number			百分比 Percent	
	成人 Men	少年 Boys	總數 Total	成人 Men	少年 Boys
Total Members	29,552	5,585	35,137	84.1	15.9
Finance and Membership Workers	5,466	539	6,005	91.0	9.0
Different Volunteer Workers	10,537	1,177	11,714	89.8	10.2
Religious Discussion Group Members	3,837	1,866	5,703	67.2	32.8
Decisions	695	276	971	71.7	28.3
Joined Church	175	50	225	77.5	22.5
Day School Enrollment	974	3,419	4,393	22.1	77.9
Night School Enrollment	2,467	2,718	5,185	47.6	52.4
Free School Enrollment	1,764	6,553	8,117	21.7	78.3
Total School Enrollment	5,307	12,498	17,805	29.8	70.2
Total School Attendance	695,107	1,687,680	2,382,787	29.2	70.8
Education Discussion Group	1,985	2,305	4,290	45.3	54.7
Gymnasium Enrollment	2,028	2,801	4,829	42.0	58.0
Gymnasium Attendance	107,511	198,967	306,478	35.1	64.9
Athletic Team Enrollment	6,910	5,464	12,374	56.0	44.0
Athletic Team Participations	91,555	47,168	138,723	66.0	34.0
Total Program Contacts	3,992,787	3,334,906	7,327,693	54.5	45.5
Total Program Hours	6,555,471	6,681,876	13,237,347	49.8	50.2




The percentage of boys in the total membership is probably slightly greater than a sampling of the total population would yield. No exact figures for the age groups in China are available, but American figures indicate about 13.4% of the population is in the age grouping of 12 to 8 years inclusive. Probably many of the boys' members are attracted to the Association by the school work, where membership is usually a prerequisite for enrollment. The enrollment in day schools and night schools practically equals the total boys' membership. The enrollment of boys in the free schools (6,353) exceeds the boys' membership (5,589). In the Religious Discussion Groups 1,545 non members are reached. This shows that in these group contacts the outreach of the Association exceeds the number represented in the membership. The enrollment of boys in educational discussion groups (2,395) in gymnasium classes (2,801) and athletic teams (5,464) means that the association program with boys is broader than school work.

The analysis of this section indicates the importance of boys' work in the China movement. It shows that the program with the boys is largely school centered and more intensive than with the men. Yet in all forms of activities where data are available, the work for boys exceeds the ratio of boys to the total membership. All of this points conclusively to the need of the Boards and staffs studying the possibilities of the work with and for boys.

### **Conclusion**

In conclusion we may say that the report for 1932 shows continued progress in the advancement of the Association in China, Yet the records and analyses presented here are not for the purpose of reporting attainments alone. Rather they are prepared so that the leaders, both laymen and secretaries, may be able to plan more strategically and execute more efficiently the work of the movement in the coming years. May this help in the coming of a citizenship, with such character that it will function both nationally and internationally.

CHART V 第五表  
成人與少年工作之比較  
Men's and Boys' Work Ratios



Legend  
表例

Boys  
少年

Men  
成人

TABLE No. V 第五表  
PROGRAM OUTPUT 事業成績 CONTACTS 事業接觸  
1929-1932

工 作 ACTIVITY	1929		1930		1931
	1	2	3	4	5
	數目 Number	百分數 %	數目 Number	百分數 %	數目 Number
1. Day School 日校 E-S	594,200	9.0	609,020	9.1	617,800
2. Night School 夜校 E-S	676,000	10.2	731,000	11.0	812,000
3. Free School & Others E-S	758,000	11.4	708,000	10.6	514,000
4. Educational Clubs E-G	23,374	0.4	78,645	1.2	63,658
5. Lectures & Exhibits E-M	651,647	9.8	429,346	6.4	420,029
6. Library Circulation & Books Sold E-F	53,829	0.5	48,912	0.7	97,241
7. Reading 閱報室 E-F	714,549	10.8	589,821	9.0	721,657
8. Socials 交誼會 S-G	200,806	3.0	231,521	3.5	167,146
9. Cinemas 電影 S-M	711,202	10.7	418,222	6.3	396,108
10. Game Room 娛樂室 S-F	304,696	4.6	569,440	8.5	452,559
11. Athletic Classes & Teams P-G	381,954	5.7	322,055	5.0	492,869
12. Spectators P-M	348,626	5.2	454,601	6.8	423,156
13. Swimming Pool 游泳池 P-F	36,096	0.6	53,526	0.8	63,202
14. Physical Examinations P-I	2,333	0.1	4,873	0.1	5,609
15. Baths 沐浴 P-F	407,301	6.2	463,131	7.0	527,150
16. Dormitory 宿舍 L-F	315,000	4.7	212,000	3.2	265,000
17. Meals 食堂 L-F	350,010	5.0	464,298	7.0	485,470
18. Bible Study & Forums R-G	30,950	0.5	66,838	1.0	69,563
19. Religious Meeting R-M	99,853	1.5	175,815	2.7	223,347
20. Interviews-Decisions R-I	2,675	0.1	5,469	0.1	7,065
<b>Total 總數</b>	<b>6,627,176</b>	<b>100.</b>	<b>5,661,039</b>	<b>100.</b>	<b>6,845,599</b>
本表四育總結數 Summary by "Fourfold" Work	百分數 (Percent)		百分數 (Percent)		百分數 (Percent)
	接觸 Contacts	時間 Hours	接觸 Contacts	時間 Hours	接觸 Contacts
Educational (E) 教育	52.1	65.8	48.0	64.8	47.4
Social (S) 社交	18.3	17.8	18.3	16.0	14.8
Physical (P) 體育	17.7	9.9	19.7	11.2	22.3
Dormitory & Meals (L) 膳宿	9.8	5.3	10.2	5.8	11.0
Religious (R) 德教	2.1	1.2	3.8	2.2	4.5
本表方法總結數 Summary by "Type" of Work					
Individual (I) 個人	0.2	0.2	0.2	0.2	0.2
Group, School (S) 校班	30.6	50.5	30.7	22.8	28.4
Group, Other (G) 團體	9.6	7.3	10.7	8.4	11.5
Mass (M) 羣衆	27.2	23.8	22.2	18.0	21.6
Facilities (F) 便利	32.4	17.8	36.2	20.6	33.3

TABLE No. V (Continued) 第五表(續)  
PROGRAM OUTPUT 事業成績 CONTACTS 事業接觸  
1929-1932

工 作 ACTIVITY	1931	1932		1932	
	6 百分數 %	7 數 目 Number	8 百分數 %	9 每日數 Number Per Day	10 每週年每會 員參加率 Number Per Member Per Year
1. Day School 日校 E-S	9.0	751,285	10.2	2,090	21.1
2. Night School 夜校 E-S	11.9	889,207	12.1	2,432	25.0
3. Free School & Others 義務學校等 E-S	7.5	745,376	10.2	2,038	20.9
4. Educational Clubs 教育小團體 E-G	0.9	53,211	0.7	147	1.5
5. Lectures & Exhibits 演講 E-M	6.1	563,768	7.7	1,540	15.8
6. Library Circulation & Books Sold 派出之書籍 E-F	1.4	90,382	1.2	247	2.5
7. Reading 閱書報室 E-F	10.6	591,237	8.1	1,629	16.8
8. Socials 交誼 S-G	2.4	170,560	2.3	465	4.8
9. Cinemas 電影 S-M	5.8	412,401	5.6	1,110	11.6
10. Game Room 娛樂室 S-F	6.6	453,682	6.2	1,240	12.8
11. Athletic Classes & Teams 體育健身班及運動隊 P-G	7.2	445,174	6.1	1,213	12.5
12. Spectators 參觀體育運動 P-M	6.3	558,385	4.9	971	10.1
13. Swimming Pool 游泳池 P-F	1.0	61,370	0.8	167	1.7
14. Physical Examinations 檢查體格 P-I	0.1	12,158	0.2	33	0.3
15. Baths 沐浴 P-F	7.7	532,678	7.3	1,466	15.0
16. Dormitory 宿舍 L-F	3.9	383,264	5.2	1,050	10.8
17. Meals 膳食 L-F	7.1	611,549	8.4	1,670	17.2
18. Bible Study & Forums 查經及討論班 R-G	1.0	62,055	0.9	170	1.7
19. Religious Meeting 宗教聚會 R-M	3.4	132,586	1.8	361	3.7
20. Interviews-Decisions 晤訪一決志 R-I	0.1	4,489	0.1	12	0.1
Total 總數	100.	7,327,787	100.0	20,021	205.6
本表四育總結數	百分數 Percent	百分數 (Percent)			
Summary by "Fourfold" Work	時間 Hours	接觸 Contacts	時間 Hours		
Educational (E) 教 育	61.8	59.2	68.1	10,093	103.6
Social (S) 羣 育	13.3	14.1	12.2	2,815	29.2
Physical (P) 體 育	12.9	19.3	10.6	3,850	39.3
Dormitory & Meals (L) 膳 宿	6.3	13.6	7.5	2,720	28.0
Religious (R) 德 育	2.7	2.8	1.6	513	5.5
本表方法總結數					
Summary by "Type" of Work					
Individual (I) 個 人	0.2	0.3	0.2	45	0.4
Group School (S) 校 團	57.7	32.5	55.9	6,550	66.9
Group Other (G) 團 體	8.3	10.0	7.0	1,995	20.5
Mass (M) 羣 衆	17.6	20.0	16.3	3,988	41.1
Facilities (F) 便 利	22.2	37.2	20.6	7,463	76.7

TABLE No. VI 第六表

## 宿 舍

## DORMITORY

會 名 CITY		1	2	3	4	5
		每鎮之平均 收入 Mean Income Per Bed	每名房客住宿 之平均數 Mean Residence of Each Occupant	每年住宿之 百分數 Annual Per Cent of Occupancy	每百會員 之鋪比例 Beds Per 100 Members	每千市民 之鋪比例 Beds Per 1000 Population
1.	Shanghai	.83	23.5	84	16.2	.11
2.	Hongkong	.59	58.1	85	4.7	.08
3.	Tientsin	.61	3.4	60	3.5	.04
4.	Canton	.22	149.0	89	5.6	.13
5.	Peiping	1.25	30.4	91	1.8	.02
6.	Chengtu	.18	77.9	83	4.4	.05
7.	Hankow	.93	44.0	92	4.4	.06
8.	Chungking	.49	23.5	93	1.5	.03
9.	Nanking	.81	44.2	78	2.8	.04
10.	Changsha	.72	28.1	65	2.6	.10
11.	Hangchow	.64	29.0	62	5.3	.11
12.	Tsinan	.44	51.0	78	3.0	.10
13.	Tsingtao	.30	20.9	54	8.1	.15
14.	Nanchang	.66	19.6	74	2.4	.03
15.	Mukden					
16.	Foochow	.79	9.9	57	1.1	.07
17.	Soochow					
18.	Wuchang	.29	23.3	80	9.4	.09
19.	Dairen					
20.	Kaifeng	.35	59.7	79	1.5	.04
21.	Ningpo	.69	7.2	53	1.1	.05
22.	Sianfu	.19	—	84	9.5	.21
23.	Amoy	.74	12.6	55	4.6	.18
24.	Kirin					
25.	Toyshan	1.20	—	42	4.4	.09
26.	Swatow	.22	51.9	61	1.2	.06
27.	Wuhu					
28.	Yunnanfu					
29.	Chengchow	—	68.0	83	1.1	.04
30.	Chefoo	.06	53.8	79	2.4	.19
31.	Taiyuanfu	.17	78.2	102	2.3	.12
32.	Chinhsien					
33.	Antung					
34.	Fenyang					
35.	Paoting	—	14.0	13	1.2	.04
36.	Hingwa					
37.	Weihaiwei	.06	42.5	44	1.4	.60
38.	Tokyo (留日)	.16	44.5	78	40.0	—
Means 平均數		.55	19.8	78	3.8	.07
Medians 中點數						
All Cities 全部份		.60	3.7	78	3.0	.09
Group I 第一組		.64	3.7	83	4.0	.06
Group II 第二組		.64	2.1	62	4.4	.09
Group III 第三組		.16	5.2	78	1.4	.09

TABLE No. VII 第七表

市 會 之 事 業 接 觸

PROGRAM CONTACTS BY CITIES

會 名 CITY	事業接觸 總數 Total Program Con- tacts	1	2	3	4	每名會員之 Per Member	
		百分數 Percent of All Cities	百分數 Percent of All Cities	事業鐘點 總數 Total Program Hours	百分數 Percent of All Cities	5 接 觸 Contact	6 鐘 點 Hour
1. Shanghai	上海	686,493	9.5	1,337,036	10.1	312	609
2. Hongkong	香港	706,959	9.6	1,072,533	8.1	290	395
3. Tientsin	天津	402,361	5.5	596,475	4.5	254	376
4. Canton	廣州	491,955	6.7	857,147	6.5	186	325
5. Peiping	北平	581,505	7.9	1,593,557	12.0	500	1,370
6. Chengtu	成都	97,788	1.3	114,504	0.9	109	127
7. Hankow	漢口	166,388	2.3	206,118	1.6	172	216
8. Chungking	重慶	237,871	3.2	371,919	2.8	108	170
9. Nanking	南京	182,098	2.5	417,375	3.1	215	433
10. Changsha	長沙	294,121	4.0	870,189	6.6	158	466
11. Hangchow	杭州	192,148	2.6	251,895	1.9	212	278
12. Tsinan	濟南	163,800	2.2	189,927	1.4	111	129
13. Tsingtao	青島	320,232	4.4	875,704	6.6	456	1,170
14. Nanchang	南昌	158,064	2.1	251,368	1.9	342	542
15. Mukden	瀋陽	105,180	1.4	259,540	2.0	875	2,160
16. Foochow	福州	304,785	4.1	595,492	4.5	234	458
17. Soochow	蘇州	169,429	2.3	296,947	2.2	175	306
18. Wuchang	武昌	67,651	0.9	79,507	0.6	256	278
19. Dairen	大連	1,280	0.1	1,230	0.1	9	5
20. Kaifeng	開封	51,437	0.7	71,184	0.5	85	116
21. Ningpo	寧波	146,033	2.0	215,780	1.6	138	204
22. Sianfu	西安	448,455	6.1	760,780	5.8	811	1,384
23. Amoy	廈門	190,739	2.6	237,305	1.8	237	299
24. Kirin	吉林	48,941	0.7	67,417	0.5	75	103
25. Toyshan	台山	111,364	1.5	127,060	0.9	271	310
26. Swatow	汕頭	146,436	2.0	157,186	1.2	168	181
27. Wuhu	蕪湖	115,594	1.6	171,477	1.3	126	188
28. Yunnanfu	雲南	167,180	2.3	230,387	1.7	112	154
29. Chengchow	鄭州	41,977	0.6	87,752	0.7	68	144
30. Chefoo	煙台	142,887	1.9	253,623	1.9	122	216
31. Taiyuanfu	太原	53,994	0.7	72,537	0.5	90	121
32. Chinhsien	錦州	25,992	0.3	73,332	0.6	580	1,030
33. Antung	安東	82,970	1.1	184,970	1.4	555	1,230
34. Fenyang	汾陽	31,461	0.4	44,405	0.3	129	182
35. Paoting	保定	31,597	0.4	51,645	0.4	186	302
36. Hingwa	興化	22,645	0.3	24,546	0.2	92	98
37. Weihaiwei	威海衛	63,329	0.9	89,911	0.7	81	106
38. Tokyo (留日)	東京	70,630	1.0	80,122	0.6	433	492
Total	總數	7,327,787		13,257,354			
Mean	平均數					206	372
Median	中點數						
All Cities	全部份					186	233
Group I	第一組					200	335
Group II	第二組					234	293
Group III	第三組					126	182

TABLE No. VII (Continued) 第七表 (續)

市 會 之 事 業 接 觸

PROGRAM CONTACTS BY CITIES

會 名 CITY	每名幹事之 Per Secretary		每千市民之 Per 1,000 Population		消 費 之 Per Cost		
	7	8	9	10	11	12	
	接 觸 Contact	鐘 點 Hour	接 觸 Contact	鐘 點 Hour	接 觸 Contact	鐘 點 Hour	
1. Shanghai	上海	27,500	53,200	230	445	.352	.265
2. Hongkong	香港	30,600	46,500	465	665	.122	.081
3. Tientsin	天津	30,900	45,800	310	455	.120	.081
4. Canton	廣州	24,600	42,800	440	765	.207	.119
5. Peiping	北平	36,400	99,500	645	1,760	.221	.081
6. Chengtu	成都	8,100	9,500	130	150	.200	.170
7. Hankow	漢口	23,800	29,500	250	285	.203	.165
8. Chungking	重慶	21,600	33,900	340	530	.140	.089
9. Nanking	南京	18,200	41,700	305	695	.215	.094
10. Changsha	長沙	41,900	124,000	590	1,720	.111	.034
11. Hangchow	杭州	13,700	18,000	425	560	.148	.113
12. Tsinan	濟南	18,200	21,000	390	450	.147	.127
13. Tsingtao	青島	54,800	146,000	780	2,130	.064	.024
14. Nanchang	南昌	52,300	80,400	395	650	.083	.052
15. Mukden	瀋陽	7,000	17,300	265	650	—	—
16. Foochow	福州	23,400	46,000	1,010	1,920	.193	.099
17. Soochow	蘇州	24,100	42,500	550	900	.170	.097
18. Wuchang	武昌	11,200	13,200	225	265	.146	.124
19. Dairen	大連	600	600	4	4	—	—
20. Kaifeng	開封	12,800	17,900	200	280	.167	.121
21. Ningpo	寧波	24,300	35,800	580	860	.150	.102
22. Sianfu	西安	74,600	127,000	1,820	3,200	.018	.011
23. Amoy	廈門	21,200	26,300	910	1,130	.128	.102
24. Kirin	吉林	24,500	33,700	235	320	—	—
25. Toyshan	台山	55,700	63,500	550	635	.178	.155
26. Swatow	汕頭	48,800	52,400	850	900	.098	.092
27. Wuhu	蕪湖	24,800	42,600	610	970	.090	.025
28. Yunnanfu	雲南	23,800	33,000	980	1,360	.073	.053
29. Chengchow	鄭州	20,500	43,800	205	550	.057	.027
30. Chefoo	煙台	23,600	42,000	940	1,680	.101	.057
31. Taiyuanfu	太原	9,000	12,100	450	610	.294	.150
32. Chihhsien	咸陽	6,500	18,400	260	750	—	—
33. Antung	安東	27,600	61,600	900	2,900	—	—
34. Fenyang	汾陽	6,300	8,800	420	590	.044	.031
35. Paoting	保定	5,500	8,600	630	1,030	.131	.080
36. Hingwa	興化	11,800	12,200	450	490	—	—
37. Weihaiwei	威海衛	32,800	29,900	3,420	4,500	.124	.094
38. Tokyo (留日)	東京	23,500	06,600	—	—	.209	.184
Total	總數						
Mean	平均數	23,900	43,200	420	760	.160	.089
Medians 中點數							
All Cities	全部份	23,600	34,800	440	650	.143	.094
Group I	第一組	20,000	42,500	325	600	.203	.092
Group II	第二組	24,100	35,890	425	655	.148	.021
Group III	第三組	22,800	29,900	620	945	.059	.069





TABLE IX (Continued) 第九表(續)  
 各學校基督教青年會報告表 (1931—1932)  
 REPORT OF Y. M. C. As. IN SCHOOLS (1931—1932)

學 校		INSTITUTIONS					
中 文 校 名 NAME IN CHINESE	校 長 姓 名 Name of the President or Principal	學 生 人 數 Students			基 督 徒 學 生 人 數 Christian Students		
		男 生 Boys	女 生 Girls	總 數 Total	男 生 Boys	女 生 Girls	總 數 Total
1 中國大學	王 正 廷	—	—	—	—	—	—
2 匯文科學校	余 文 傑 R. S. Greene	206	—	206	—	—	—
3 稅務專門學校		78	49	127	—	—	63
4 協和醫學校		—	—	—	—	—	—
5 清華大學		—	—	—	—	—	—
6 崇實學校	羅高寶	1,150	—	1,150	240	—	240
7 匯文中學學校	馮鳳廣	—	—	—	—	—	—
8 財政商業學校	李寶如	1,200	—	1,120	569	—	569
9 育英中學校	吳白雷	578	233	812	230	137	367
10 燕京大學	楊任鵬	841	110	951	8	12	20
11 北平大學法學院	宗 錄	—	—	—	—	—	—
12 同仁中學	任 郁	—	—	—	—	—	—
13 景仁中學	陳 昌	486	—	486	99	—	99
14 育德中學	劉 翠	556	—	550	138	—	138
15 潞河中學	張 伯	—	—	—	—	—	—
16 匯文中學	張 徐	556	7	363	92	6	98
17 河北省立第一中學	徐 萬	—	—	—	—	—	—
18 南開中學	—	—	—	—	—	—	—
19 南開大學	—	—	—	—	—	—	—
20 匯文中學	—	—	—	—	—	—	—
21 華美中學	—	—	—	—	—	—	—
22 宏道中學	—	—	—	—	—	—	—
23 齊魯中學	朱 經 農 Dr. C. Stanley	253	72	325	207	64	271
24 齊魯大學		29	8	37	25	8	37
25 齊魯神學		—	—	—	—	—	—
26 廣文中學		—	—	—	—	—	—
27 益文商業專門學校	王 晉	37	17	54	37	17	54
28 瑞華中學	—	—	—	—	—	—	—
29 華育道院(初中)	—	—	—	—	—	—	—
30 華會文學院	—	—	—	—	—	—	—
31 衛氏博濟醫院護士學校	—	—	—	—	—	—	—
32 華美中學	文 程	350	50	380	120	25	145
33 經文中學	柯 復	—	—	—	—	—	—
34 萊英中學	—	—	—	—	—	—	—
35 崇實學校	—	—	—	—	—	—	—
36 銘義中學	孔 庸 之	189	1	220	120	20	140
37 銘賢學校		—	—	—	—	—	—
38 崇實中學		—	—	—	—	—	—
39 之江大學	李 培	542	—	542	42	—	42
40 蕙蘭中學	徐 佐	360	—	360	38	—	38
41 秀州中學	顧 蕙	—	—	—	—	—	—
42 越材中學	—	—	—	—	—	—	—
43 四明中學	徐 劍	—	—	—	—	—	—

TABLE IX (Continued) 第九表(續)  
各學校基督教青年會報告表(1931—1932)  
REPORT OF Y. M. C. As. IN SCHOOLS (1931—1932)

學校 Institutions		學校青年會 Student Y.M.C.As.					學校 Institutions	
中文校名 NAME IN CHINESE	年份 Year of Organization	會員人數 Members	基督教會員 Christian Member	職員人數 Officers	名 或 姓 名 President	全年預算 Annual Budget	地址 LOCATION	
1 中國大學	—	—	—	—	—	—	河北 HOPEI	
2 匯文神學校	1912	—	—	—	—	—	北平 Peiping	
3 稅務專門學校	—	36	—	—	4 張鴻奎	40	” ”	
4 協和醫學校	1915	127	63	—	6 徐蔭祥	100	” ”	
5 清華大學	1913	—	—	—	—	—	” ”	
6 崇實學校	1920	—	—	—	—	—	” ”	
7 匯文中學校	—	120	42	—	9 任寶祥	—	” ”	
8 財政商業學校	1910	—	—	—	—	—	” ”	
9 育英中學校	1893	250	68	—	9 杜業	120	” ”	
10 燕京大學	—	—	—	—	—	—	” ”	
11 北平大學法學院	1929	25	16	4	馮佩璽	50	保定 Paotingfu	
12 同仁中學	—	—	—	—	—	—	” ”	
13 景仁中學	—	—	—	—	—	—	” ”	
14 育德中學	—	—	—	—	—	—	” ”	
15 瀋河中學校	—	42	31	10	楊德民	140	北通 Tenghsien	
16 匯文中學	1914	200	100	8	商汝同	500	天津 Tientsin	
17 河北省立第一中學	—	—	—	—	—	—	” ”	
18 南開中學	1909	—	—	—	—	—	” ”	
19 南開大學	—	—	—	—	—	—	” ”	
20 匯文中學校	—	63	49	9	畢鐸	—	昌黎 Changli	
21 華美中學	—	—	—	—	—	—	邢台 Kaihsien	
22 宏道中學	—	—	—	—	—	—	台 Hsintai	
23 齊魯中學	—	—	—	—	—	—	山東 SHANTUNG	
24 齊魯大學	—	—	—	—	—	—	濟南 Tsinan	
25 齊魯神學	—	33	33	9	王秀珍	26	” ”	
26 廣文中學	—	—	—	—	—	—	” ”	
27 益文商業專門學校	1930	—	—	—	—	—	濰縣 Weishien	
28 瑞華中學	1921	—	—	—	—	—	膠縣 Kiaohsien	
29 華育道院(初中)	1911	54	54	5	徐崇禮	60	濰縣 Tsining	
30 育文學校	—	—	—	—	—	—	濟寧 Cnuhsien	
31 衛氏博濟醫院護士學校	—	—	—	—	—	—	德縣 Tehsien	
32 華美中學	—	—	—	—	—	—	接縣 Hsien	
33 經文中學	—	—	—	—	—	—	臨沂 Ichoufu	
34 萃英中學	—	80	60	11	梁俊秀	50	泰安 Taian	
35 崇實學院	—	—	—	—	—	—	濟寧 Hwanghsien	
36 翁養中學	—	—	—	—	—	—	山西 SHANSI	
37 銘賢學校	—	—	—	—	—	—	汾陽 Fenyang	
38 崇真中學	—	—	—	—	—	—	谷城 Taiku	
39 之江大學	1931	76	41	13	殷太素	200	大連 Yuncheng	
40 蕪湖中學	1904	—	—	—	—	—	城 CHEKIANG	
41 秀州中學	1911	34	32	50	王舉棟	30	州 Hangchow	
42 越材中學	—	—	—	—	—	—	” ”	
43 四明中學	—	—	—	—	—	—	嘉興 Kashing	
							紹興 Shaoshing	
							波 Ningpo	

TABLE IX (Continued) 第九表(續)  
 各學校基督教青年會報告表 (1931—1932)  
 REPORT OF Y. M. C. As. IN SCHOOLS (1931—1932)

學 校 INSTITUTIONS		性 質 公 立 私 立 或 教會 Government Private or Church	
中文校名	英文校名		
NAME IN CHINESE	NAME IN ENGLISH		
44 金陵大學	University of Nanking	教 會 教 會 教 會 教 會 教 會 教 會 教 會 教 會 教 會 教 會 教 會 教 會 教 會 教 會	
45 金陵大學附中	Middle School, Univ. of Nanking		
46 滬江大學	University of Shanghai		
47 滬江大學中學部	Shanghai College Middle School		
48 清心中學	Lowrie Institute		
49 聖約翰大學	St. John's University		
50 東吳大學	Soochow University		
51 萃英中學	Vincent Miller Academy		
52 梳場中學	Soochow Academy		
53 振聲中學	Atkinson Academy		
54 晏成中學	Yates Academy		
55 萃文中學	Wuhu Academy		教 會
56 豫章中學	Nanchang Academy		教 會
57 協和大學	Fukien Christian University		教 會 教 會
58 協和中學	Foochow Union High School		
59 滬英華高級中學	Anglo-Chinese College		
60 青年會中學	Y. M. C. A. Middle School		
61 格致中學	Foochow College		
62 三一中學	Trinity College		
63 靈光中學	Ling Kwang School		
64 天德中學	Tieng Yu School		
65 超古中學	Schell Kooper Academy		
66 史榮伯初級中學校	Liu Foong Middle School		
67 滄芳中學	Anglo-Chinese Middle School		
68 漢英中學	Guthrie Memorial School		
69 哲理中學	Brewster's High School		
70 滬星初級中學	Carolyn Johnson Memorial Institute		
71 融美中學	Min Li School		
72 明義中學	Tso Yuen Anglo-Chinese School		
73 作元漢英中學	Pei-Tsing Middle School		
74 培菁中學	Hardy Boy's School		
75 格致中學	Anglo-Chinese College		
76 崇實中學	Min Nan Vocational School		
77 英華中學校	Young Yuen Middle School		
78 閩南職業中學	South Fukien Theological College		
79 養元初級中學	Westminster College		
80 閩南聖道專門學校	Talmage College		
81 培元中學	Yenping Boy's Middle School		
82 靜源中學	Tso Yuen Middle School		
83 滄芳道藝			
84 作元學校			

TABLE IX (Continued) 第九表(續)  
 各學校基督教青年會報告表(1931—1932)  
 REPORT OF Y. M. C. As. IN SCHOOLS (1931—1932)

中文校名		校長姓名		學生人數			基督徒學生人數		
NAME IN		Name of the		Students			Christian		
CHINESE		Presiden or		男生 Boys	女生 Girls	總數 Total	男生 Boys	女生 Girls	總數 Total
		Principal							
44	金陵大學	陳	裕	312	29	371	81	13	94
45	金陵大學附中	張	光						
46	滬江大學	劉	洪	300	200	500	—	—	—
47	滬江大學中學部	李	好						
48	清心中學		善	—	—	610	—	—	89
49	聖約翰大學	卜	芳						
50	東吳大學	楊	水	—	—	—	—	—	—
51	萃英中學	蔣	文	—	—	—	—	—	—
52	桃塢中學	梅	乃	—	—	—	—	—	—
53	振聲中學	萬	高	83	—	83	31	—	31
54	榮成中學	陳	子	295	—	295	53	—	53
55	萃文中學	袁	伯	—	—	109	—	—	14
56	豫章中學	夏	家	284	—	284	196	—	193
57	協和大學	林	景	166	19	185	—	—	—
58	協和中學	張	致	525	—	525	200	—	200
59	協和英華高級中學	陳	芝	—	—	—	—	—	—
60	協和青年會中學	王	鈺	—	—	—	—	—	—
61	格致中學	薛	廷	—	—	—	—	—	—
62	三一中學	陳	世	—	—	—	—	—	—
63	靈光中學			—	—	—	—	—	—
64	天儒中學			—	—	—	—	—	—
65	超古中學			—	—	—	—	—	—
66	史翠伯初級中學校			—	—	—	—	—	—
67	流芳中學			—	—	—	—	—	—
68	漢英中學			—	—	—	—	—	—
69	哲理中學	黃	俊	182	—	182	125	—	125
70	蒲星初級中學	林	鳴	66	20	86	50	18	63
71	融美中學			—	—	—	—	—	—
72	明義中學			—	—	—	—	—	—
73	作元漢英中學			—	—	—	—	—	—
74	培青中學			—	—	—	—	—	—
75	格致中學			—	—	—	—	—	—
76	崇實中學			—	—	—	—	—	—
77	英華中學校	沈	省	500	—	500	100	—	100
78	閩省職業中學	葉	谷	—	—	—	—	—	—
79	登元初級中學	林	仁	66	—	66	25	—	25
80	閩南聖道專門學校	禮	鐸	—	—	14	—	—	14
81	培元中學	許	安	221	—	221	80	—	80
82	華源中學	周	坤	—	—	—	—	—	—
83	流芳道學			—	—	—	—	—	—
84	作元學校			—	—	—	—	—	—



TABLE IX (Continued) 第九表(續)  
各學校基督教青年會報告表(1931—1932)  
REPORT OF Y. M. C. As. IN SCHOOLS (1931—1932)

學 校 INSTITUTIONS		
中文校名 NAME IN CHINESE	英文校名 NAME IN ENGLISH	性 質 Government Private or Church
85 青年會中學	Y. M. C. A. Middle School	教會
86 嶺南大學	Lingnan University	教會
87 協和神學	Canton Union Theological College	教會
88 培正中學	Pui Ching Middle School	教會
89 培英中學	Pui Ying Middle School	教會
90 光華醫學院	Kwang Wah Medical College	教會
91 嶺南大學附中	Middle School of Lingnan University	教會
92 眞理學校	Cheng Lee School	教會
93 英華書院	Ying Wa College	教會
94 聖保羅書院	St. Paul's College	教會
95 皇仁中學	Queen's College	教會
96 香港大學	Hongkong University	教會
97 聖司提反書院	St. Stephen's College	教會
98 貝理書院	Theological College	教會
99 磐石神學院	Swatow Theological College	教會
100 景光學校	Ching Kwang School	教會
101 樂育高級中學	Lyk Yuk Higher Middle School	教會
102 開明中學	Kai Ming Academy	教會
103 潮光中學	Chao-Kwang School	教會
104 華英中學	Wah-ying Middle School	教會
105 博文中學	Wesley Middle School	教會
106 華中大學	Central China University	教會
107 博學中學	Griffith John Middle School	教會
108 雅禮中學	Yale Middle School	教會
109 滙雅醫學院	Yale Middle College	教會
110 湖濱中學	Huping Middle School	教會
111 崇美中學	Chung Mei School	教會
112 華英中學	Anglo-Chinese Middle School	教會
113 明德中學(初中)	Munroe Academy	教會
114 華西協和大學	West China Union University	教會
115 華西協和中學	Middle School W. C. U. U.	教會
116 遼寧醫科專門學校	Moukden Medical College	教會
117 文華初級中學	Wen Hwa Christian Middle School	教會
118 文會高級中學	Manchuria Christian College	教會
119 文德中學	Wen Te Junior Middle School	教會
120 文德中學	Wen Te Middle School	教會
121 育賢中學	Yu Hsien Middle School	教會
122 三育中學	San Yu Middle School	教會
123 文會中學	Boy's Christian Middle School	教會
124 文光中學	Wen Kwang Middle School	教會

TABLE IX (Continued) 第九表(續)  
 各學校基督教青年會報告表 (1931—1932)  
 REPORT OF Y. M. C. As. IN SCHOOLS (1931—1932)

		學 校 INSTITUTIONS						
中文校名 NAME IN CHINESE	校長姓名 Name of the President or Principal	學生人數 Students			基督徒學生人數 Christian Students			
		男生 Boys	女生 Girls	總數 Total	男生 Boys	女生 Girls	總數 Total	
85 青年會中學	謝 昭 杰	1130	80	1210	210	70	230	
86 嶺南大學	龍 榮 翰	14	1	15	14	1	15	
87 協和神學	培 正 明	—	—	730	—	—	100	
88 培正中學	培 英 止	573	—	573	102	—	102	
89 培英中學								
90 光華醫學院								
91 嶺南大學附中								
92 真理學校	陳 文 駐							
93 英華書院	Rev. Frank Short							
94 聖保羅書院	Mr. E. D. Stewart	375	—	375	30	—	30	
95 皇仁中學	F. J. de Rome	530	—	530	60	—	60	
96 香港大學								
97 聖司提反書院		150	—	150	5	—	3	
98 貝理書院	波 多 瑪	16	—	16	16	—	16	
99 舉石神學院	陳 復 銜							
100 景光學校								
101 樂育高級中學								
102 開明中學								
103 潮光中學								
104 華英中學	蕭 維 元							
105 博文中學	雷 强	—	—	—	—	—	—	
106 華中大學								
107 博學中學	胡 儒 珍	185	—	185	25	—	25	
108 羅禮中學	勞 啓 祥	230	—	230	70	—	70	
109 湘雅醫學院	王 光 宇							
110 湖濱中學	余 余 園	130	—	130	50	—	50	
111 崇美中學								
112 華英中學								
113 明德中學(初中)	黃 雨 巖	63	—	63	18	—	18	
114 華西協和大學								
115 華西協和中學								
116 逸翠醫科專門學校	高 文 漢	—	—	—	—	—	—	
117 文華初級中學								
118 文會高級中學	王 仁 甫							
119 文德中學								
120 文德中學								
121 育賢中學	孔 繁 生	—	—	—	—	—	—	
122 育三中學								
123 文會中學								
124 文光中學								

TABLE IX (Continued) 第九表(續)

## 各學校基督教青年會報告表 (1931—1932)

REPORT OF Y. M. C. As. IN SCHOOLS (1931—1932)

學校 Institutions	學校青年會 Student Y.M.C.As.					學校 Institutions	
中文校名 NAME IN CHINESE	成立 Year of Organization	會 員 數 Members	基 督 徒 會 員 數 Christian Member	職 員 數 Officers	名 稱 President	地 址 LOCATION	
					全 年 預 算 Annual Budget		
85 青年會中學	1902	1210	280	17	余瑞克	8600	廣 東 廣 州 Canton
86 嶺南大學	1923	15	15	9	李景祈	500	" "
87 協和神學	1909	730	100	13	張匡民	250	" "
88 培正中學	1893	317	87	12	李貞明	2,050	" "
89 培英中學							" "
90 光華醫學院							" "
91 嶺南大學附中							" "
92 真理學校							揭 陽 香 港 Kityang Hongkong
93 英華書院							" "
94 聖保羅書院	—	110	—	—	—	—	" "
95 皇仁中學	1915	580	60	8	李瑞熊	150	" "
96 香港大學							" "
97 聖司提反書院	1911	—	—	—	—	—	" "
98 貝理書院	—	16	16	7	洪錫榮	—	汕 頭 Swatow
99 礮石神學校							" "
100 景光學校							陽 江 Yeungkong
101 樂奇高級中學							古 竹 Kuchuh
102 開明中學							州 州 Shaochow
103 湖光中學							陽 陽 Chooyang
104 華英中學							佛 山 Fatshan
105 博文中學	1930	—	—	—	—	—	湖 北 HUPEH
106 華中大學	—	—	—	—	—	—	武 昌 Wuchang
107 博學中學	—	—	—	—	—	—	漢 口 Hankow
108 雅禮中學	1907	100	60	12	程治平	200	湖 南 HUNAN
109 湘雅醫學院	1915						長 沙 Changsha
110 潔淨中學	1930	120	50	7	李志三	50	岳 州 Yochow
111 崇美中學							陝 西 SHENSI
112 華英中學							原 原 Sanyuen
113 明德中學(初中)	1920	45	6	22	江贊禮		甘 肅 KANSU
114 華西協和大學							蘭 州 Lanchow
115 華西協和中學							四 川 SZECHUEN
116 達寧醫科專門學校	1912	—	—	—	—	—	府 府 Suifu
117 文華初級中學	1911						成 都 Chengtu
118 文會高級中學							遼 寧 LIAONING
119 文德中學							陽 陽 Moukden
120 文德中學							" "
121 育賢中學	1920	—	—	—	—	—	" "
122 三育中學							遼 陽 Liaoyang
123 文會中學							海 城 Haicheng
124 文光中學		5,436	1,890				縣 縣 Chihnsien
							安 東 Antung
							新 民 Hsinming
							吉 林 KIRIN
							吉 林 Kirin



TABLE X 第十表  
城市青年會學生事業統計  
STUDENT WORK OF CITY ASSOCIATIONS \*

會名 CITY	有學生事業者 Having Student Work	有學生部者 Having a Student Department	無學生部處之負責者 Placement of Responsibility Where no Student Department						學生幹事 Student Secretaries		學生事業之預算 Student Work Budget	工廠 Primary Field	
			特別委員會 Special Committee	幹事個人 Individual Secretary	青年部 Youth Department	少年部 Boys' Department	主任 Full Time	兼職 Part Time	國立與私立學校 Government & Private Schools	教會學校 Church Schools			
1. Shanghai	*	*						2	1	7,000.00	*	*	
2. Hongkong	*	*						2		1,500.00	*	*	
3. Tientsin	*	*	*								*	*	
4. Canton	*	*						2		3,000.00	*	*	
5. Peiping	*	*						3	1	2,500.00	*	*	
6. Chengtu	*	*		*							*	*	
7. Hankow	*	*									*	*	
8. Chungking	*	*				*			2	200.00	*	*	
9. Nanking	*	*	*					1		750.00	*	*	
10. Changsha	*	*							1		*	*	
11. Hangohow	*	*					*		1		*	*	
12. Tsinan	*	*					*		1		*	*	
13. Tsingtao	*	*				*				50.00	*	*	
14. Nanchang	*	*									*	*	
15. Mukden	*	*							1	60.00	*	*	
16. Foochow	*	*	*	*						500.00	*	*	
17. Soochow	*	*	*	*					1	850.00	*	*	
18. Wuchang	*	*	*	*				2		1,200.00	*	*	
19. Dairen	*	*									*	*	
20. Kaifeng	*	*				*			2		*	*	
21. Ningpo	*	*					*				*	*	
22. Sianfu	*	*	*	*					1	100.00	*	*	
23. Amoy	*	*	*	*				1	2	630.00	*	*	
24. Kirin	*	*	*	*					1	600.00	*	*	
25. Toyshan	*	*									*	*	
26. Swatow	*	*					*		1	100.00	*	*	
27. Wuhu	*	*					*				*	*	
28. Yunnanfu	*	*			*			1		1,200.00	*	*	
29. Chengchow	*	*									*	*	
30. Chefoo	*	*							1	200.00	*	*	
31. Taiyuanfu	*	*	*	*				1	1	1,500.00	*	*	
32. Chihnsien	*	*									*	*	
33. Antung	*	*			*						*	*	
34. Fenyang	*	*									*	*	
35. Paoting	*	*						1		1,120.00	*	*	
36. Hingwa	*	*									*	*	
37. Weihaiwei	*	*									*	*	
38. Tokyo	*	*									*	*	
TOTALS	28	12	2	5	3	6	16	17		22,760.00	22	22	

\* Revised as of end of year 1932

## Summary of City Y.M.C.A. Student Department Reports for 1931

### I. Schools Considered as a Field

#### Gov't and Private Schools-Enrollment

##### 18 Associations report

College and Univ.	47
Senior Middle	84
Junior Middle	44
Total	<u>175</u>

##### Christian Schools

College and Univ.	14
Senior Middle	44
Junior Middle	11
Total	<u>69</u>

There is lack of clarity as to the field of Student Work. Many Junior Middle Schools are included in the report in spite of the fact that repeated decisions have been reached in the past for the limitation of the work of the Student Department to schools of Senior Middle grade and above, and the specification that the report should cover only these. Experience increasingly substantiates the wisdom of a policy that provides a program adapted to the varying age groups of youth. Is this an indication that we are not taking sufficient account of these psychological factors upon which modern education places so much importance? Are we working out a differentiated program for different age groups? Are the needs of the student in the Senior Middle School and above so distinct as to call for a special department with a special staff and program for them?

### II. Student Departments

1. Ten Associations report 1866 student memberships in the City Associations.

Six Associations report special student membership fee.

The replies which come from as few as ten Associations indicate a continuance of the traditional policy of student membership in the Student Department, as a part of the total membership of the City Association. Remarks regarding the requirements of membership indicate confusion as to whether they are at the same time members of the boys department. An age criterion 12 years and above seems to be widely applied rather than school grade.

Furthermore, there are indications that as members of the city Association there may be very little connection with the student department and its program. Does this raise the question as to whether the Student Department program should centre in the schools or within the membership of the City Association, which is largely a building centred program? Who

should be responsible for the student members of the City Association? Where should the program centre? Should student membership involve a membership fee?

## 2. Study Groups

Ten Associations report Bible classes 94 Total enrollment 1195  
 Other groups 39 " " 631  
 (Attending 3 times and over)

Replies indicate that in at least 29.4% of our important Associations it is now possible to conduct Bible classes for government students. Figures show an average of ten classes per Association with an average enrollment of twelve students each class. The figures include only those attending three times and more. Many of these are held within or near the schools themselves. There are also other types of study groups which are distinct from Bible Classes.

In 1923 a total of 353 classes were reported by 24 Associations. If all these Associations could have the same average in 1931 as thoes now reporting there would be a total of 240 student classes with 2880 students enrolled.

## 3. Decisions for Christian Life

Eight Associations report 622 decisions of which 67 joined the church.

Out of 622 reported decisions for the Christian life by eight Associations only 67 are reported as joining the church or only ten percent. What does this indicate? That the Association is not bringing them to the church? That they are not followed up? That the Church is failing? or what?

In 1923 all Associations reported only 718 decisions, but 265 or 1/3 joined the church.

## 4. Lectures

Eleven Associations report

Religious meetings	325	Total Attend.	18,523
Educational "	165	" "	49,987
Other "	25	" "	10,000
Total	515	" "	78,510

There seems to be about the same level of activity in religious meetings for students among the eleven Associations reporting in 1931 as in 1923, with just as large an attendance. Is this another indication of a rising interest in religion? It agrees with the conclusion of the Hangchow Student Workers Conference.

## 5. Student Department Staff

18 Associations report total 15 full time student secretaries and 4 part time in 1931.

Five report no secretary

Thirteen, one to four secretaries.

A survey of the country in 1932 so far as we can estimate shows a total of 12 full time secretaries and 7 part time — as compared with 35 full time and 33 part time student secretaries in 1923. These figures speak for themselves.

#### 6. Special Student Budget

Eight Associations report providing a total of \$9,793.00 for student work.

Minimum budget \$ 100.00

Maximum budget 3,874.00

These budget figures range from .6 of one percent to 11.4% of the total budgets of the cities reporting or an average of 3.3% of total budgets. This runs at about 30% of the proportion spent by these same Associations in 1923 on the average.

It should be taken into account that in reporting the figure for student work it is often the net budget and not the gross budget (not including the overhead proportion). Nevertheless there is a great disparity in these figures as they represent probably the maximum being spent upon student work in the country in 1931.

### III. Other Agencies

Eight Associations report twenty four other agencies doing student work in the cities represented.

### IV. Joint Planning of Agencies

Seven Associations reply to this question. Five report Yes-two report No.

These figures are an indication of the interest in student work of agencies other than the Y.M.C.A. in these cities, and introduces the complicated question of cooperation and relationships, in the past the Y.M.C.A. was looked upon as the one agency responsible for student work especially in the Government field. This is no longer true. Should this affect our efforts as City Associations and if so how?

## The National Committee in 1932

This section of the yearbook is devoted to a summary of the activities of the National Committee and related work, especially those carried on by its staff of secretaries, both headquarters and regional, under the following headings.

1. Staff
2. Finances
3. Visitation of Local Centers
4. Training Work.
5. Literature
6. Regional Conferences
7. Special Service

### I. The Staff

Reference to the roster shows that during 1932 twenty Chinese secretaries and six foreign secretaries served on the National Committee staff, both headquarters and regional. This number may be compared with 20 Chinese and five foreigners in 1931. It is an increase of six over the twenty-three, (15 Chinese and 8 foreigners) in 1930, the smallest number on the National Committee staff in years. This is 8.4% of the total city staff, a slightly smaller ratio than was the case for the years prior to 1931, when the mean ratio was 10.6%. At the end of the year because of leave of absence, resignations and furloughs this was reduced to 15 Chinese secretaries and four foreigners, a total of 19 in actual service.

In addition the headquarters including Association Press had a staff of 18 clerks, and stenographers with five office boys and messengers.

Dr. David Z. T. Yui, the general secretary of the National Committee continued on leave of absence during the year, while still recuperating. In the autumn he proceeded to the United States in connection with the National Crisis. On this trip he was accompanied by Mr. Hubert Liang, executive secretary of the General Division, who was granted a leave of absence for this purpose. In the summer Mr. K. Z. Loh, executive secretary of the City Division proceeded to England for a year of study.

Mr. S. C. Leung served as the acting general secretary of the National Committee during 1932.

Additions to the secretarial staff during the year were C. H. Lowe, Industrial Work, Ralph M. Hogan, Training Work, P. F. Nan, Executive, Student Division, L. M. Liu, Student Division, Dwight W. Edwards, Regional Secretary, North China, W. H. Zia Editorial Secretary. Further, three other secretaries were assigned to regional responsibilities in addition to their local work. 1932 marks the start of the wide use of the regional secretaryship in practice.

### 2. Finances

Table XI gives the general account of the National Committee, a summary of the operating costs for 1932.

第十 一 表  
中華基督教青年會全國協會收支報告  
TABLE XI

(一九三二年十二月三十一日止)  
THE NATIONAL COMMITTEE OF THE  
YOUNG MEN'S CHRISTIAN ASSOCIATIONS OF CHINA

**General Account**

STATEMENT OF CASH RECEIPTS AND DISBURSEMENTS  
FROM JANUARY 1ST TO DECEMBER 31ST 1932

收入項 RECEIPTS:—	總數 AMOUNT
Balance from 1931 一九三一年結存.....	\$ 8.65
Training Endowment Fund 訓練津貼捐款.....	22,000.00
Special Memorial Fund 特別紀念捐款.....	2,000.00
Building Operation 會所收入款.....	18,000.00
Building Surplus 會所入款結賬款.....	3,600.00
Contribution in China 中國全國捐款.....	42,976.37
	<u>\$89,485.02</u>
<b>支出項</b> DISBURSEMENTS:—	
1. Salaries and Wages 薪水工資.....	\$64,156.23
2. Travel 旅費.....	4,403.86
3. Cultivation 交際費.....	883.05
4. Contributions 捐款.....	2,091.63
5. Equipment 設備.....	194.48
6. Insurance and Taxes 保險捐稅.....	1,215.85
7. Office Supplies 文具.....	1,806.32
8. Printing 印刷.....	3,011.46
9. Postage 郵費.....	1,164.83
10. Telegraph 電報.....	624.83
11. Telephone 電話.....	1,710.52
12. Auditor's Fee 查賬員公費.....	300.00
13. Fiscal Agent's Fee 代管賬目費.....	390.00
14. Library 圖書館.....	812.19
15. Conference 會議費用.....	2,240.47
16. Scholarship 幹事求學費用.....	1,799.53
17. Manuscripts 稿費.....	228.12
18. Miscellaneous 雜項.....	2,440.79
	<u>\$89,474.16</u>
Balance, Cash on hand 結存現金.....	10.86
	<u>\$89,485.02</u>

This sum of \$ 89,485.02 may be compared with \$ 98,714.32 for 1931 or a decrease of 10.4%. Here it may be repeated that the city associations' income increased 11% in 1932.

### 3. Visitation of Local Centers

As a major function of the National Committee, 154 visits were made to 86 local associations in 1932. These visits were made in connection with Training Institutes, Program Promotion, Placement of Secretaries, and Regional Conferences.

第十二表

TABLE XII

協會幹事巡視市校各會  
VISITS TO LOCAL CENTERS IN 1932

	市會 City Associations	校會 Student Associations	總數 All Associations
巡視之會的數目 Number of Associations Visited	29	57	86
巡視之次數 Number of Visits Made	97	57	158
巡視幹事之數目 Number of Secretaries Reporting	15	3	18

With the wider use of the regional secretaries, the visitation of local associations will increase, and more systematic guidance can be given to the smaller centers, than was the case when all visitation was done from Shanghai.

#### 4. Training Work

1932 marked the inauguration of renewed emphasis on training work. Early in the year one secretary was called to the headquarters staff to direct and coordinate the training functions of the National Committee. At the same time a cooperative agreement was entered into with Yenching University whereby adequate pre-service training facilities may be developed, as well as the providing of an opportunity for a furlough year of study by secretaries in active service. A secretary was appointed as a dean of Y.M.C.A. studies and Y.M.C.A. students to carry out the program of work at Yenching.

A service of study outlines for staff study groups was inaugurated in the fall of 1932, providing outlines for the systematic study of Y.M.C.A. work for such local centers as desired the same.

Further, personnel records were gathered for the staffs of practically every center, thus placing material in the national office to be used both in the placement of secretaries, and in analyzing the training needs of secretaries.

The National Committee Library added 370 new books to its shelves, bringing the total to 4,430 English books and 3,116 Chinese books, a grand total of 7,546 books. Seventy-four persons borrowed 426 books during the year. In addition 32 Chinese and 31 English periodicals came to the library.

During the year some twelve men took advantage of the opportunity for University study under the National Committee Scholarship plan, six completing their years work in June, while six more started on their year's course in the fall. Also twelve men worked in local training centers in order to prepare themselves for the secretaryship. Four men returned from study abroad, to local work, two of these being on Y.M.C.A. fellowship. Only one man went abroad on a Y.M.C.A. fellowship, though one man continued his study there.

A summary of the training activities are given in Table XIII

第十三表  
TABLE XIII  
協會之幹事訓練之工作  
Training Activities of National Committee 1932

訓練方法 Channel of Training	市會 No. of Cities	幹事 No. of Men
國外留學 Study Abroad	4	6
國內大學 Study in Chinese Universities		12
幹部研究會 Staff Study Groups	14	92
地方訓練區 Local Training Centers		12
地方聯區研究會 Local and Regional Institutes	11	92
介紹幹事 Secretaries Placed	9	12
用圖書館之書籍 Library Book Circulated (426)	16	74
校會職員研究會 Institutes for Studnets Y.M.C.A.	3	40



## 5. Literature

The National Committee continued its services in the field of literature by the production or publication and sales of books, tracts and periodicals.

### Production and Publication

The following books and printed material were prepared for use during 1932.

Cross of China	38	Pages	\$ .10
Christ of the Mount	250		.50
China in the Period of Reconstruction	99		.30
Religion and Life	75		.25
How to Play Lawn Tennis	94		.80
How to Swim	82		.60
Science and Unseen World	46		.15
How to Study	64		.20
Summer Conference Handbook "Life on the Campus 1931 Yearbook"			
Working Tools for Study of Young Men's Work			
Outlines for Staff Study Groups			
Program-making (12 lessons)			
Program-methods (12 lessons)			
Report of the Sixth Employed Officers Conference			
Periodicals			
Hsiao Hsi monthly			
Tung Kung	10	numbers	
Hua Nien Weekly	37	numbers	

Hua Nien was launched on April 16, 1932 as a new approach to the student and intelligentia groups. It took the place of the former Association Press, a monthly. By the end of the year 7,786 copies were regularly distributed through individual subscriptions (4217), City Y.M.C.A. group subscriptions (886) and regular consignment to New Agencies (2680)

### Sales Through Association Press

The sales of books for 1932 amounted to a total of 168,297 copies, of which the popular Education books alone accounted for 110,334 copies.

Table XIV gives a comparative analytical statement for 1930, 1931, and 1932 as follows:

The decrease in sales in 1932 as compared with 1931 was caused by the (1) postal blockade to Manchuria and (2) the fact that so many volumes were sold in 1931 in connection with the Eddy meetings.

TABLE XIV 第十四表  
Book Sales 1930-1932 一九三〇年與一九三二舊書報告

	1930	1931	1932
公民訓練類 (1) Good Citizenship .....	7,068	4,584	1,889
平民教育類 (2) Popular Education .....	98,010	99,110	110,344
圖書類 (3) Tracts and Charts .....	15,270	7,567	2,767
靈修類 (4) Devotional .....	3,291	1,854	1,200
體育類 (5) Physical Education .....	22,331	49,217	14,464
宗教類 (6) Religious .....	5,315	53,563	18,516
經課類 (7) Bible Study.....	4,311	5,528	5,360
人格建設類 (8) Character Building .....	5,262	5,785	3,390
傳記類 (9) Biographies .....	975	17,368	3,670
讀經與佈道類 (10) Apologetic & Evangelical .....	9,464	1,850	1,181
會務類 (11) Association Work .....	1,778	1,774	1,175
社會服務類 (12) Social Service .....	7,998	19,853	2,114
家庭問題類 (13) Home Problems Literature .....	1,146	1,260	1,766
雜類 (14) Miscellaneous.....	565	379	461
Total .....	182,784	269,692	168,297

## 6. Regional Conferences

In lieu of the Annual Meeting of the National Committee, in 1932, the plan of gathering together the members of the National Committee members in each region with the presidents of the local Associations was adopted. Further with the inauguration of regional secretaries in several regions, it seemed an opportune time to organize the conferences around the region as an unit. These gatherings were known as Regional Conferences.

Each Conference discussed the following topics:

- (1) National reorganization of the Movement.
- (2) Program emphases
  - (a) Young Men's Work
  - (b) Religious Work
  - (c) Native Goods Movement
  - (d) Work for the under-privileged
- (3) Training Work
- (4) Reviewing and strengthening the work in the light of the National Crisis.
- (4) Student Work Resolutions (from Sixth Employed Officers' Conference)

Table XV. gives an analysis of the attendance on these conferences.

第十五表  
TABLE XV  
分區會議之統計  
TABULATION OF REGIONAL CONFERENCE DATA

區 數 Region	1 董 事 Local Bd. of Dir.	2 幹 事 Local & Nat'l Sec- retaries	3 大 學 生 College Students	4 中 學 生 M. S. Students	5 教 職 員 Faculty	6 總 數 Totals
華 東 East China (Oct 14-16)	10 (5)*	21 (9)	4 (2)	6	1	42 (7)
華 中 Central China (Nov. 5-6)	4 (2)	10 (3)	3 (1)	4 (1)	4	25 (40)
河 北 Hopei (Nov. 17-19)	8 (3)	16 (3)	3 (2)	8	2	37 (5)
山 東 Shantung (Nov. 5)	4 (1)	7 (2)	4 (1)	7 (1)	4	26 (3)
閩 北 North Fukien (Nov. 18-19)	6 (3)	9 (3)	4 (2)	17	6	42 (5)
閩 南 South Fukien (Nov. 21-22)	4	5 (3)	0	7 (2)	1	17 (20)
華 南 South China (Dec. 2-4)	4 (2)	11 (3)	2 (1)	9 (1)	5	31 (4)
Totals 總數	40 (16)	79 (26)	20 (9)	58 (5)	23	220 (30)

\* — Circled figures represent members of National Committee

表示協委

### SUMMARY

結 數 學 生 Total Student	78
教 職 員 Total Faculty	23
校 會 代 表 Stu. Ass'n Attendance	101
市 會 代 表 City Ass'ns	93
協 會 幹 事 不 在 內 Exclusive of Nat'l Secretaries	194
大 學 校 會 Student Y.M.C.A's College	9
中 學 校 會 Student Y.M.C.A. Middle School	33
市 會 City Y.M.C.A's	25
總 數 Total Y.M.C.A's	67

## **7. Special Services**

### **(a) Flood Relief**

The participation of the Y.M.C.A. in flood relief work which started in 1931 was continued far into 1932. This work was carried on under the direction of the National Flood Relief Committee, organized by the National Committee for the task. During 1932 the work changed from relief and rehabilitation to that of rural service and reconstruction. Several centers, among them Wuhu, Hankow, Nanking, Hangchow, built up definite rural service projects upon the foundation laid in the Flood Relief Work.

### **(b) War Relief Work**

While still engaged in the flood relief work the Movement was confronted with outbreak of war in Shanghai - with its consequent sufferings. Within twenty - four hours of the outbreak, the National Committee staff initiated the organization of the Christian bodies of Shanghai into a Christian War Relief Committee. The National Committee was a constituent member of the Committee, and furnished executive leadership. The Shanghai Association contributed to this work by the use of their buildings, as well as allocating their staff to war relief.

The complete story of services rendered by the Christian War Relief Committee has been given in their own Report.

## EMPLOYED OFFICERS' ASSOCIATION

### (a) The Sixth Employed Officers' Conference

The Sixth Employed Officers' Conference was held at Peiping from August 16 to 24, 1932. In spite of the Manchurian imbroglio and the uncertain political situation in North China, the Conference enjoyed a much larger attendance than the Fifth Employed Officers' Conference held at Pootoo. The total number of people at the Peiping Conference was 137 of which 109 were secretaries. About 30 city associations were represented at this Conference. The largest delegation was from the Peiping Y.M.C.A. numbering 21 persons.

The officers of the Sixth Employed officers' Conference were as follows: Mr. S. C. Leung, chairman; Mr. T. K. Tong, vice-chairman; Mr. T. S. Yu, Mr. T. L. Chang, Mr. Kuo Chin-nan and Mr. Hsu Pei-yen, secretaries; Mr. Chang Ta-chen, treasurer.

At this Conference the following persons were elected to serve as members of the executive committee of the Employed Officers' Association: Mr. T. K. Tong, chairman; Mr. E. E. Barnett, vice-chairman; Mr. Daniel C. Fu, secretary; Mr. Franklin Fu, treasurer. Mr. Chester Chen, Mr. Hsiao Hui-chien, Mr. Paul Sung and Mr. S. C. Leung.

The general theme of the Sixth Employed Officers' Conference was "The Spiritual Challenge of the National Crisis," and the main questions discussed during the nine days were: 1. How to strengthen the secretarial staff in the Y.M.C.A. in order to meet the spiritual challenge of the national crisis; 2. How to determine and shape the program of the Y.M.C.A. in order to meet the needs of young men during the national crisis; 3. Student Work and the Y.M.C.A. Movement; and 4. Relief Work.

A number of important and inspiring addresses were made at this Conference, including "The Meaning of the National Crisis" by Mr. S. C. Leung, acting general secretary of the Y.M.C.A. National Committee, "Religion and the National Crisis" by Dr. T. T. Lew of Yenching University, "Rural Reconstruction" by Dr. James Yen, "The Spiritual Challenge of the Sino-Japanese Conflict" by Mr. Y. T. Wu, and "The German Y.M.C.A. Movement during the period of National Crisis" by Mr. Gedat, associate general

secretary of the Berlin Y.M.C.A. Dr. Stanley Jones of India gave his first services in China in 1932 by a series of daily addresses before the Conference. The Conference was also very fortunate in having Dr. Lee Yung-fong as leader in all the morning devotional periods.

The Employed Officers' Association is a self-supporting and self-governing entity. This policy was carried out in relation to the conference. It shows the vitality of the movement that without subsidy or help from external sources, it was able to be financed by the secretaries in a period of crisis. It also shows the professional spirit of the secretaryship.

### **(b) Insurance Alliance.**

The Employed Officers' Association conducts an insurance alliance to provide insurance for its members. During 1932 two members passed away, Mr. Neander Chang of the Peiping Y.M.C.A. and Mr. Y. Y. Kung of the National Committee. To the families of these two faithful colleagues, the Association wishes to express its profound sympathy and bereavement. The Alliance was able to remit to their families \$ 704 and \$ 624 respectively

# CALENDAR OF EVENTS

1932

## January

- January 18-24.....Student Workers Conference (Hangchow).  
24-25.....Eddy's Five-Year Plan Conference (Shanghai)  
26 .....Y.M.C.A. and Other Organizations Form  
Shanhgai Christian Relief Commission.  
29-Feb.3 ...Christian Literature Conference (Hangchow).

## February

- February 21 .....Day of Prayer for Students.  
Opening of Shanghai Y.M.C.A. Boulevard de  
Montigny Branch

## March

- March 19 .....Kirin Building Opened

## May

## June

- June 22-27.....Visit of Francis Miller of W.S.C.F.  
25-June 5 .Boys Camp, Foochow, Kuliang.  
30-June 6 .Hopei Student Conference.

## July

- July 1-7.....Yunnan Student Conference, Yunnanfu  
1-8.....Shanghai Student Conference  
1-8.....Shansi Boys Camp, Fenyang.  
2-5.....Changsha Boy Camp.  
2-9.....North Fukien Student Conference.  
7-18 .....Central China Student Conference.  
11-18 .....Shanghai Boys Camp, Kaochiao.  
11-18 .....Hopai Boys Camp, Wofossu.  
11-20 .....Amoy Boys Camp, Hoshan.  
11-25 .....Hangchow Boys Camp, Hangchow College.  
15-Aug.4...Shantung Boys Camp, Yen Er Tao.  
26-25 .....Tientsin Boys Camp, Chfoo.  
20-25 .....Chungking Boys Camp.  
20-Oct.30 .Visit of G. A. Gedat, Associate General Sec-  
retary, Berlin.

## August

- August 14-23 .....World's Student Christian Federation General  
Committee Meeting, Woudschoten, Zeist,  
Holland.  
14-Dec.30 .Visit of Stanley Jones.  
16-24 .....Employed Officers Conference, Peiping.  
22-29 .....East China Student Conference.  
24-29 .....Student Leaders' Training Conference, Hopei.  
29.....Staff Training Institute, Chengchow.  
30-Sept,3 .Staff Training Institute, Kaifeng.  
.....Student Conference, Kwangtung.

## September

- September 19-20.....Staff Training Institute, Hangchow.  
.....Initiation of National Committee — Yenching  
University Training Plan

## October

- October 14-16 .....East China Regional Conference, Shanghai.  
28-25 .....Staff Training Institute, Wuhu.  
30-Nov.2 .Staff Training Institute, Wuchang.

## November

- November 5-6.....Central China Regional Conference, Hankow.  
6 .....Shantung Regional Conference, Tsinan.  
7-9.....Staff Training Institute, Changsha.  
11-12 .....Staff Training Institute, Hankow.  
15-17.....Staff Training Institute, Nanchang.  
17-19.....Hopei Regional Conference, Peiping.  
18-19.....North Fukien Regional Conference, Foochow.  
21-22.....South Fukien Regional Conference, Amoy.  
20-Dec.5 ...Tracy Strong — preparations for Manila  
Conference, and Camp.

## December

- December 2-4 .....Kwangtung Regional Conference, Kowloon.  
14-18.....East China Building Management Institute  
(Shanghai)  
.....Tatung Y.M.C.A. provisionally organized.



# 各會董幹事名錄

## Roster of Board Members and Secretaries

中華基督教青年會全國協會

The National Committee

Young Men's Christian Association of China

郵政信箱九二四 20 Museum Road, Shanghai  
 Post Office Box No. 924 上海博物院路廿號  
 Telegraphic Address: "Committee, Shanghai."

### 協會董事

#### National Executive Committee

K. F. Chang ... ..	張嘉甫	S. U. Zau ... ..	趙晉卿
Chairman (會長)		Vice-Chairman	(副會長)
T. N. Lee ... ..	李道南	F. C. Yen ... ..	顏福慶
Treasurer (會計)		Secretary	(書記)
K. S. Lee ... ..	李觀森	Pao Wei Kan... ..	包惠根
Fong F. Sec ... ..	鄺富灼	Andrew V. Wu ... ..	吳維德
Yin Tai Soo ... ..	殷太素		

### 協會委員

#### National Committee Members

AMOY: 廈門			
Chow Ts-Tsen ... ..	周壽卿	Wen Yao... ..	溫曜
ANTUNG: 安東			
*Kao Huan-Chen	高煥宸(候補)	Koo Hsin-Tse ... ..	顧心之
CANTON: 廣州			
Lee Chen-ming ... ..	李貞明	Tan Yoh-Sing ... ..	譚沃心
Yui Jui-Yao ... ..	余瑞堯		
CHANGSHA: 長沙			
Chen Shao-yau ... ..	陳邵遊	King Chu ... ..	朱經農
M. K. Hsiao ... ..	蕭慕光	*Hu Chen-Hao ... ..	胡志強
CHEFOO: 烟台			
Lo Hsi-Ku ... ..	羅希嘏		
CHENGTU: 成都			
Yang Kai-Cheng ... ..	楊少荃		
CHENGCHOW: 鄭州			
*Chiu Ts-Cheng	邱志誠(候補)	Liu Meng-Fei ... ..	劉夢飛
*Alternate ... .. (候補)			

CHINHSIEN: 錦縣  
 \*Liu Hsiung-Fei 劉雄飛(候補) Liu Tsang-Ting ... .. 劉揚亭  
 CHUANCHOW: 泉州  
 Yeh Ngen-pu... .. 葉恩溥  
 CHUNGKING: 重慶  
 Liao Hwan-Ting ... .. 廖煥庭  
 FOOCHOW: 福州  
 Liu Chien-Kwang... .. 劉謙光 Shen Sen-yui ... .. 沈省愚  
 Sun Sze-Hwa ... .. 孫世華 \*Ting Yoh-Ming 丁玉銘(候補)  
 Tsai Chih-chen ... .. 蔡志澄  
 HANKOW: 漢口  
 Shen Wen-Ching ... .. 沈文卿 Wong Chi-Ting ... .. 黃吉亭  
 \*Wong Foh-Ting 黃馥亭(候補)  
 HARBIN: 哈爾濱  
 Wu Pei-Hsiang ... .. 武百祥  
 HANGCHOW: 杭州  
 Wang Chih-Ming ... .. 王吉民 \*Wang Tsung-Hai 王奔川(候補)  
 Yen Tai-su ... .. 殷太素  
 HINGHWA: 興化  
 Ling Sing-Hsiang ... .. 林心香  
 HONGKONG: 香港  
 Chang Pao-Shu ... .. 張寶樹 K. L. Chau ... .. 巢坤霖  
 \*Wang Kuo-Chien 王國璇(候補) \*Ying Yao-Sen 尹耀聲(候補)  
 KAIFENG: 開封  
 \*Li Pao-An ... .. 李康平(候補) Tan Yoh-Feng ... .. 譚子東  
 KIRIN: 吉林  
 Shou Nai-Pang .. .. 壽增五  
 KIUKIANG: 九江  
 Wang Ts-Ping ... .. 王之平  
 MUKDEN: 遼寧  
 Leo Chung Ming ... .. 劉仲明  
 NANKING: 南京  
 Chang Chi-Kiang ... .. 張子薑 Hung Hwan-Ching ... .. 洪煥卿  
 Sun Fo ... .. 孫哲生 Tsai Cheh-Chuan ... .. 蔡齊傳  
 Archie T. L. Tseng ... .. 陳宗良  
 NINGPO: 甯波  
 PAOTING: 保定  
 Hsu Yan-hang ... .. 許曉航 吳蓮汀  
 \*Alternate ... .. (候補)

PEIPING: 北平

Chao-Ts-Chen ... .. 趙紫寰 Chow-Chi-Mei ... .. 周寄梅  
 T. T. Lew ... .. 劉廷芳 Pan Chia Ling ... .. 潘嘉麟  
 \*Y. Y. Tsu ... .. 朱友漁(候補) C. T. Wang ... .. 王化清  
 Wu Hung-tso ... .. 吳鴻祚

SHANGHAI: 上海

Bao Hwei-kan ... .. 包惠根 K. F. Chang ... .. 張嘉甫  
 K. T. Chung ... .. 鍾可托 \*N. L. Han ... .. 韓玉麟(候補)  
 H. H. Kung ... .. 孔庸之 K. S. Lee ... .. 李觀森  
 T. H. Lee ... .. 李登輝 T. N. Lee ... .. 李道南  
 \*Liu Shu-Fan ... .. 劉書蕃(候補) Fong F. Sec ... .. 鄺富灼  
 Sze Tsung-Tong ... .. 史宗堂 M. T. Tchou ... .. 朱懋澄  
 C. T. Wang ... .. 王儒堂 Andrew V. Wu ... .. 吳維德  
 \*T. C. Wu ... .. 鄧志堅(候補) F. C. Yen ... .. 顏福慶  
 S. U. Zau ... .. 趙晉卿

SOOCHOW: 蘇州

Li Kwang-Hsuing ... .. 李廣勳 Yang Hui Ching ... .. 楊惠慶

TOYSHAN: 台山

Li Yueu-Chan ... .. 李雲千

SWATOW: 汕頭

Hsu Jen-Jih ... .. 徐人傑

TAIYUANFU: 太原

Li Shun-Yi ... .. 李順義 \*Liu Pei-Yuan ... .. 劉培元(候補)

TIENTSIN: 天津

Chang Po-ling ... .. 張伯苓 \*Q. L. Yang ... .. 楊寬麟(候補)

TSINAN: 濟南

Chao Yen-ting ... .. 趙延廷 \*Ma Pei-Sheng ... .. 馬伯聲(候補)  
 Yi Hsin-Liang ... .. 衣振青

TSINGTAU: 青島

\*Cheng Wen-Ying 鄭文應(候補) Wang Hsuen-Chen ... .. 王宣忱

WEIHSIEN: 濰縣

Chon Jin-pu ... .. 周瑞璞

WUCHANG: 武昌

Lee Yui-sen ... .. 李裕生

WUHU: 蕪湖

Ho Ping-Ling ... .. 何毓甫 Li Shao-Wen ... .. 李肇文

YUNNANFU: 雲南

Hwa Shiu-Shin ... .. 華秀井

\*Alternate ... .. (候補)

## 協 會 幹 事

### NATIONAL COMMITTEE STAFF

Yui, David Z. T. ... ..	余日章	Gen. Sec. (on leave)	(在假)總幹事
Leung, S. C. ... ..	梁小初	Acting General Secretary	代總幹事
Baagoe P. H. ... ..	古賢昌	Manchurian Region	華北區
Barnett, E. E. ... ..	鮑乃德	City Division	市會組
Chang, T. L. ... ..	張登瀛	City Division	市會組
Chang, T. T. ... ..	張天龍	General Division	總務組
Edwards, D. W. ... ..	艾德敷	North China Region	華北區
Fu, Daniel C. ... ..	傅若愚	City Division	市會區
Hogan, Ralph M. ... ..	候感恩	Training Work	訓練工作
Huang, C. S. ... ..	黃慶樞	General Division	總務組
Hughes, E. R. ... ..	修中誠	Student Division	校會組
Kiang, W. H. ... ..	江文漢	Student Division	校會組
Lerrigo, G. E. ... ..	呂禮高	South China Region	華南區
Liang, H. S. ... ..	梁士純	General Division	總務組
Liu, Frank Y. ... ..	劉宜榮	City Division	市會組
Liu, L. M. ... ..	劉良模	Student Division	校會組
Lockwood, W. W. ... ..	駱維廉	East China Region	華東區
Loh, K. Z. ... ..	陸幹臣	On Leave	在假
Lowe, C. H. ... ..	駱傳華	City Division	市會組
Magill, O. R. ... ..	馬格理	Student Division	校會組
Nan, P. F. ... ..	南秉方	Student Division	校會組
Pan, Quentin ... ..	潘光旦	Student Division	校會組
Service, R. R. ... ..	謝安道	On Leave	在假
Van, T. M. ... ..	范子美	Student Division	校會組
Woo, D. L. ... ..	胡大齡	General Division	總務組
Wu, Y. T. ... ..	吳耀宗	Student Division	校會組
Ying, Y. D. ... ..	應元道	Student Division	校會組
Young, H. S. ... ..	楊懷僧	Association Press	協會書局
Zee, J. Z. ... ..	徐健人	General Division	總務組

# 全國會所建築委員會

## National Building Committee

Dr. F. C. Yen ... ..	顏福慶	Chairman	... ..	會長
Mr. K. S. Lee ... ..	李觀森			
Mr. H. S. Luke ... ..	陸受款			
Dr. Fong F. Sec ... ..	鄺富灼			
Mr. K. F. Chang ... ..	張嘉甫	Ex-officio	... ..	當然職員

### 上海 Shanghai

會址：老會所四川路二百〇一號；新會所敏體尼蔭路一百二十三號  
 Address: Old Building No. 201 Szechuen Road  
 New Building No. 123 Boulevard de Montigny  
 Telegraphic Address: "FLAMINGO"

成 立  
Organized 1900

人 口  
Population 3,000,000

### 董 事 Board

Dr. Fong F. Sec ... ..	鄺富灼	Dr. Herman C. E. Liu ...	劉洪恩
President (會長)		Vice-President (副會長)	
Quentin Pan ... ..	潘光旦	S. K. Ing... ..	應書貴
Secretary (書記)		Treasurer (會計)	
Soong Ts-liang ... ..	宋子良	Y. S. Tsao ... ..	曹雲祥
Y. S. Tsao ... ..	趙晉卿	David W. K. Au ... ..	歐偉國
K. T. Chong... ..	鍾可託	Dr. F. C. Yen ... ..	顏福慶
C. C. Woo ... ..	吳蘊齋	K. F. Chang ... ..	張嘉甫
T. C. Wu ... ..	鄔志堅	Sz Tsong-Daung ... ..	史宗堂
John Y. Lee ... ..	李耀邦		

### 幹 事 Secretaries

L. T. Chen ... ..	陳立廷	General Secretary... ..	總幹事
W. W. Lockwood ... ..	駱維廉	Acting Gen. Sec'y... ..	代總幹事
E. M. Hayes ... ..	海慕華	Associate Gen. Sec'y... ..	副總幹事
L. C. Niu ... ..	鈕立卿	Associate Gen. Sec'y... ..	副總幹事
Z. J. Tsu ... ..	朱樹翹	Employment ... ..	職業部
C. H. Lowe ... ..	駱傳華	Industrial... ..	職工部
Li Wen-Chao... ..	李文初	Student ... ..	學生部
John Weigh ... ..	魏約翰	Student ... ..	學生部

Homer Loh ... ..	陸鴻謨	Adult Education ...	成人智育部
I. H. Young ... ..	楊益惠	Executive Secretary ...	主任幹事
S. K. Wei ... ..	韋 怒	School Principal ... ..	學生部
S. Y. Chao ... ..	趙士瀛	Finance ... ..	經濟部
H. D. Ling ... ..	凌希陶	Physical ... ..	體育部
L. H. Chou ... ..	周良相	Bldg. Maintenance ... ..	事務部
F. W. Soong ... ..	宋福華	Membership ... ..	會員部
A. B. Chien ... ..	錢一勤	Physical ... ..	體育部
F. C. Chen ... ..	陳富章	Physical ... ..	體育部
K. C. Weigh ... ..	魏光徵	Membership ... ..	會員部
C. Z. Lo... ..	羅鍾瑞	Religions ... ..	德育部
Francis Wang... ..	王春濤	Young Men ... ..	成人部
Franklin N. Fu ... ..	傅清淮	Industrial... ..	職工部
Wesley Shen ... ..	沈嗣莊	Adult Education ...	成人智育部
Robert T. Bau ... ..	鮑九思	Boy's Work ... ..	少年部

## 香 港 Hongkong

Address: 51 Bridges Street.

Tel. Add: "FLAMINGO"

成 立  
Organized 1901

人 口  
Population 1,520,000

### 董 事 Board

J. D. Bush ... ..	張寶樹	Lam Tze Fung ... ..	林子豐
President (會長)		Vice-President (副會長)	
Kwok Pui Cheng ... ..	郭佩璋	J. M. K. Wong ... ..	王文光
Secretary (書記)		Treasurer (會計)	
Kun Tat Choi ... ..	簡達才	Iq Tai Ching ... ..	葉大楨
Naon Shina Kwan ... ..	顏成坤	Wong Oi Tong ... ..	王愛堂
Chau Kwan Lum ... ..	巢坤霖	Wan In Sing ... ..	尹耀聲
Cheuk Yan Ko ... ..	卓恩高	Wong Kwok Shuen ... ..	王國璇
Wong Sum Kan ... ..	黃森勤	Ngan Kwan Yu ... ..	顏君裕

### 幹 事 Secretaries

Yimson H. Tsao ... ..	曹炎申	General Secretary... ..	總幹事
J. L. Mepherston ... ..	麥花臣	Advisors General Secretary	顧問總幹事
T. Moffat ... ..	徐慕法	Central Executive Sec'y	中央會所主任

Lee Ka Fun ... ..	李家芬	Religious Educational Membership	宗教講演會友事業
Lau Wai Man ... ..	劉偉民	Social & Rural	羣育兼農村
Fu Sai Si ... ..	傅世任	Boys Work	少年事業
Cheung King Sung ...	張景宋	Rural & Educational	農村日校及民衆教育
Leung Shiu On ... ..	梁兆安	Physical	中央會所體育部
Ho Tak On ... ..	何德安	Boys Work	少年事業
Lau Man Tsing ... ..	劉曼楨	Boys Work	少年事業
Chung Chi Keung ...	鍾志强	Physical	體育部
Cheung Yan Sing... ..	張仁聲	Physical	體育部
An Lai Yung... ..	區勵鏞	Physical	衛生事業
Lo Chuk Fun ... ..	羅竹芬	Business	司數
Cheung Lo Kau ... ..	張路球	Business	庶務部
Chan Wang Fat ... ..	陳宏法	Business	事務
Chau Tin Tan ... ..	周廷旦	Business	中央會所文牘
Ko Sik Wai ... ..	高錫威	Executive Sec'y.	九龍支會主任
Gealhelm Fung ... ..	馮劍雄	Business	事務科
Ho Nai Him ... ..	何乃謙	Business	事務科
Ko Pak U ... ..	高柏如	Business	九龍支會文牘
Lam Sai Lin... ..	林世廉	Rural...	農村事業

## 天 津 Tientsin

Palilu Branch: 60 Rue de Paris

Tung Malu Branch: 110 East Wall St.

Tele. Add: "FLAMINGO"

成 立  
Organized 1895

人 口  
Population 1,300,000

### 董 事 Board

Frank Yung Tao ... ..	雍劍秋	Paul Young ... ..	楊錦魁
President (會長)		Vice-President (副會長)	
John Wang ... ..	王晉生	Pian Shu Cheng ... ..	卞淑成
Secretary (書記)		Treasurer (會計)	
W. T. Yuen ... ..	阮渭涇	Chen Hsiao Chuang ...	陳筱莊
Chen Tzu Chin ... ..	陳芝琴	Chin Po Ping... ..	金伯平
Chang Po Ling ... ..	張伯苓	Chan Chou Hsin ... ..	張周新
Chou Hsian Sung... ..	周賢頌	Chou Jui Shan ... ..	周瑞山

## 幹 事 Secretaries

Chester H. S. Ch'en ...	陳錫三	Asst. General Secretary	代總幹事
Wang Tzu Ying ... ..	王子英	Membership ... ..	會員部
Chung Shih Ting ... ..	鍾嗣庭	Business ... ..	庶務部
Tai Yün Feng ... ..	戴雲峰	Boys ... ..	少年部
Kuei Feng Po ... ..	桂逢伯	Writer ... ..	文牘科
Wan Hsi Ch'ang ... ..	王錫昌	Men's ... ..	成年部
Mao Chun Min ... ..	毛駿民	Branch ... ..	分會
Yueh Shih K'un ... ..	岳世堃	Educational ... ..	智育部
Hu Yung Fu ... ..	胡永福	Physical ... ..	體育部
Shao Hsing Ti ... ..	邵杏題	Business ... ..	事務科
Wu Shih Ch'ang ... ..	吳世昌	Business ... ..	事務科
Yang Ho Ch'ou ... ..	楊鶴籌	Service ... ..	服務所
Lee Po Chün... ..	李百鈞	Boys ... ..	少年部

## 廣 州 Canton

Cable Address: "FLAMINGO"

成 立  
Organized 1907

人 口  
Population 1,122,582

## 董 事 Board

T. T. Poon ... ..	潘聚東	S. K. Cheung ... ..	張新基
President (會長)		Vice-President (副會長)	
P. K. Chou ... ..	周伯琴	N. C. Che ... ..	朱汝銓
Secretary (書記)		Treasurer (會計)	
P. W. Chan ... ..	陳伯華	K. H. Chan ... ..	陳健卿
W. K. Chung... ..	鍾榮光	K. M. Wong ... ..	黃啓明
Y. S. Tam ... ..	譚沃心	Y. M. Lam ... ..	林逸民
W. M. Wong... ..	黃會民	K. T. Wu ... ..	胡繼賢
H. S. Wong ... ..	黃希聲	Y. S. Lee ... ..	李苑生
K. C. Lau ... ..	劉廣俊		

## 幹 事 Secretaries

Y. L. Lee ... ..	李應林	General Secretary... ..	總幹事
C. K. Tse ... ..	謝昭杰	Asso. General Secretary	副總幹事
E. H. Lockwood ... ..	駱維廉	Asso. General Secretary	副總幹事
C. C. Cheung ... ..	張宗象	Administration ... ..	總務部
T. M. Mak ... ..	麥登銘	Boys ... ..	少年部



P. W. Tong	...	...	唐炳榮	Men's	...	...	成人部
H. P. Yuan	...	...	阮康榜	Administration	...	...	總務部
T. K. Tam	...	...	譚道景	Educational	...	...	智育部
W. Wa	...	...	胡偉	Administration	...	...	總務部
Y. P. Tam	...	...	譚日坡	Educational	...	...	智育部
H. N. Chai	...	...	徐康甯	Physical	...	...	體育部
P. K. Lam	...	...	林伯鈞	Men's	...	...	成人部
K. M. Chung	...	...	鍾國文	Men's	...	...	成人部
C. S. Hung	...	...	洪禎瑞	Physical	...	...	體育部
Mrs. T. M. Mak	...	...	梁汝文	Family	...	...	家庭部
K. S. Tse	...	...	謝瓊孫	Administration	...	...	總務部
K. P. Lam	...	...	劉君樸	Administration	...	...	總務部
L. K. Chu	...	...	趙甘霖	Men's	...	...	成人部
K. M. Lam	...	...	林啟武	Boys	...	...	少年部

## 北 平 Peiping

Address, Hatamen Street & Chin Yu Hutung  
Tele. Add. NASSAU

成 立  
Organized 1907

人 口  
Population 900,000

### 董 事 Board

Dr. F. S. Kao	...	高鳳山	Dr. S. T. Wang	...	王錫熾
President (會長)			Vice-President (副會長)		
Wang Tze-chung	...	王梓仲	K. L. Meng	...	孟廣禮
Secretary (書記)			Treasurer (會計)		
Chin Hsing Wu	...	金醒吾	S. J. Chuan	...	金紹文
Liu Ho Ting	...	劉鶴汀	Dr. Y. N. Chu	...	朱硯農
Chen Sung P'ing	...	陳頌平	Chi Mei Ke	...	齊梅閣
Dr. Y. T. Tsur	...	周寄梅	Y. T. Lo	...	羅遇唐

### 幹 事 Secretaries

Lenning Sweet	...	甘霖格	General Sec'y.	...	總幹事
K. C. Chow	...	周冠卿	Asso. General Sec'y	...	副總幹事
F. Y. Hsiao	...	蕭逢源	Head Program Dept.	...	事業部主任
S. J. Kao	...	高尙仁	Head Program Dept. (Boys)	...	少年部
Y. C. Shu	...	舒又謙	Program Dept. (Men)	...	事業部
C. H. Wang	...	王敬修	Program Dept. (Boys)	...	少年部

H. S. Wang ... ..	王馨山	Business ... ..	庶務部
S. I. Chang ... ..	張守又	Physical ... ..	體育部
David Toong ... ..	童大維	Educational ... ..	智育部
C. C. Hsin ... ..	辛志超	Program Dept. (Boys)	少年部
R. I. Forbes ... ..	富博士	Physical ... ..	體育部
J. K. Li ... ..	李任公	Student ... ..	學生部
John Tsai ... ..	蔡炳南	Student ... ..	學生部
F. Y. Hou ... ..	候孚允	Desk Sec'y. ... ..	問事處
C. Y. Kuo ... ..	郭雅雲	Accountant ... ..	會計
K. C. Chu ... ..	瞿貢捷	Program Dept. (men)	事業部
Lyman Hoover ... ..	胡纘明	Student ... ..	學生部

## 成 都 Chengtu

Tele. Add: Y. M. C. A.

成 立  
Organized 1910

人 口  
Population 75,000

## 董 事 Board

Dr. Lo Pin San ... ..	羅品三	Liu Ten Suan ... ..	劉騰軒
President (會長)		Huang Tao Chin ... ..	黃島晴
		Vice-President (副會長)	
Hsu Yao Kwang ... ..	許耀光	Tang Bo Chen ... ..	唐波澂
Secretary (書記)		Treasurer (會計)	
Fu Chin Beh ... ..	胡敬伯	Liu Tze Chai ... ..	劉之介
Kan Shao Feng ... ..	幹小峰	S. C. Yang ... ..	楊少荃
		Hon. President (名譽會長)	
Song Chen Tsih ... ..	宋誠之	Wang Ho Chin ... ..	王鶴岑
		Advisors (顧問)	
Pen Chi Ling... ..	彭啟麟	Dr. H. J. Openshaw ...	夏時雨
		Advisors (顧問)	
Wang Tsi San ... ..	王世才		

## 幹 事 Secretaries

Donald Fay ... ..	費宗之	General Secretary ...	總幹事
A. J. Brace ... ..	布禮士	Assoc. Gen. Sec. ... ..	副總幹事
Yen Den-An ... ..	葉德菴	Membership ... ..	會員部
Wu Ken-Jui ... ..	吳克齊	General Adm. ... ..	總務部
Fu Ken-yuin ... ..	傅克允	Bookkeeper ... ..	會計

Ren Tse-li ... ..	任子立	Physical ... ..	體育部
Kao Chieh ... ..	高傑	Building Secretary ...	庶務部
Lo Yin-Pei ... ..	羅永培	Boys ... ..	少年部
Lu Yao-chen ... ..	呂要誠	Social ... ..	羣育部
Wu Meng-siu ... ..	吳茂修	Principal ... ..	校學部
Ai Juin-chi ... ..	艾俊之	Library ... ..	圖書館
Ma Ku Yu ... ..	馬古愚	Desk... ..	招待部

## 漢 口 Hankow

Tele. Add: Y. M. C. A.

成 立  
Organized 1911

人 口  
Population 720,000

### 董 事 Board

Rev. S. C. Hwang ...	黃吉亭	H. C. Yui ... ..	余選臣
President (會長)		Vice-President (副會長)	
Carl Tseo ... ..	鄒允中	K. Z. Yang ... ..	楊公純
Secretary (書記)		Treasurer (會計)	
S. T. Kong ... ..	江順德	C. A. Rao ... ..	饒志安
Matthew Ming ... ..	閔紹騫	H. C. Chang ... ..	張厚誠
Liu Yü T'ong ... ..	劉玉堂	Yieh Pi Yü ... ..	葉璧如
Harey Hwang... ..	黃馨亭		

### 幹 事 Secretaries

Paul Sung ... ..	宋如海	General Secretary ...	總幹事
Lawrence Todnem ...	陶德滿	Asso. Gen. Secretary ...	副總幹事
C. C. Psü ... ..	許鄧候	Membership ... ..	會員部
C. A. Liu ... ..	劉俊安	Business ... ..	庶務部
K. H. Fan ... ..	范坤候	Publicity ... ..	宣傳部
H. C. Chao ... ..	趙華錦	Office ... ..	事務部
T. K. Hu... ..	胡厚齋	Retired ... ..	退 職

## 重 慶 Chungking

Cable Add: Y. M. C. A.

成 立  
Organized 1922

人 口  
Population 700,000

## 董 事 Board

C. V. Ts'eng ... .. 曾子唯	Liu Tzes Ju ... .. 劉子如
President (會長)	James Lien ... .. 連雅各
	Vice-President (副會長)
T. S. Loo ... .. 羅振宣	Li Ngi Ming ... .. 李義銘
Secretary (書記)	Treasurer (會計)
Chang Mo Ching .. .. 張慕清	Tong Shao Kuei ... .. 湯紹奎
Kuo Yu Chung ... .. 郭雨中	Mao Che San... .. 毛宅三
H. C. Chen ... .. 陳華清	C. Y. Lee ... .. 李之郁
Y. C. Liu ... .. 劉雨中	C. T. Mao ... .. 馬季端
S. C. Dow ... .. 陶守成	

## 幹 事 Secretaries

T. H. Hwong... .. 黃次威	General Secretary ... 總幹事
Y. S. Gao ... .. 高毓嵩	Industrial ... .. 職工部
H. L. Yong ... .. 戎翰良	Religious... .. 德育部
Muh Bu Shee... .. 牟佈希	on Leave... .. 在 假
Yan Shih Kuang ... .. 楊世光	Moving Picture ... .. 電影部
Liu Yü Ping ... .. 柳玉水	Writer ... .. 文牘部
Li Pih ... .. 李 璧	Accountant ... .. 會計部
Yang P'ei Ch'ün ... .. 楊培春	Sales... .. 販賣部
T. T. Hu... .. 胡持俊	Boys... .. 少年部
Ch'in Sua Pai ... .. 秦綏白	Business ... .. 庶務部
Fu Yü Sheng ... .. 傅餘生	Library ... .. 圖書館

## 南 京 Nanking

Address: Chung Hwa Lu  
Tele. Add: Y. M. C. A.

成 立  
Organized 1912

人 口  
Population 600,000

## 董 事 Board

Chang Chih Chiang ... 張之江	D. Y. Lin ... .. 凌道揚
President (會長)	Chow Chi Kao .. .. 周寄高
	Vice-President (副會長)
Dr. Li Ti'en Lu ... .. 李天祿	Dr. H. R. Wei ... .. 魏學仁
Secretary (書記)	Treasurer (會計)
Sun Pai Wen ... .. 孫伯文	Yang Wen Ch'uan ... 楊聞泉

Peter Shih ... ..	史襄哉	Lu Mao Ting ... ..	魯茂亭
John Wong ... ..	汪伯平	Chag nFang ... ..	張 坊
J. L. Hwang ... ..	黃仁霖	T'ung Jün Chih ... ..	童潤之
Hung Huan Ching... ..	洪煥卿	Yung Hai Lou ... ..	雍海樓

### 幹 事 Secretaries

R. S. Hall ... ..	郝瑞滿	General Secretary ...	總幹事
Y. H. Shaw ... ..	夏日瑚	Executive & Membership	成年部主任
S. C. Chow ... ..	周瑞璋	Educational ... ..	智育部
C. M. Zia ... ..	謝介眉	Student ... ..	學生部
W. C. Kao ... ..	高萬鈞	Business ... ..	會 計
S. T. Hu... ..	胡紹唐	Business ... ..	事 務
Wang Ting ... ..	王 鼎	Membeaship ... ..	成年部
Lan Chi 'Te ... ..	藍乾德	Rural ... ..	農村事業
S. C. Ch'in ... ..	邱樹珊	Physical ... ..	體育部
Chang Yung Sheng ...	張永生	Business ... ..	庶務部

### 長 沙 Changsha

Tele. Y.M.C.A.

成 立  
Organized 1913

人 口  
Population 500,000

### 董 事 Board

Dr. K. Y. Wang ...	王子珩醫生	M. S. Chen ... ..	成蒙三牧師
President (會長)		Vice-President (副會長)	
Ching Lou ... ..	蔣 夔	Hu Chen Has ... ..	胡承豪
Secretary (書記)		Treasurer (會計)	
Tan Hsin I ... ..	譚信一	Lao Chi Chiang ... ..	勞啓祥
Ho Chu-Sen ... ..	何菊僧	Wang Tze An... ..	王策安
Lin Tze Chen ... ..	凌子真	Wang Lo San... ..	王樂三
Liu Nan Shan ... ..	劉南山	Wang Yu San... ..	王育三

### 幹 事 Secretaries

G. G. Helde ... ..	赫立德	General Secretary... ..	總幹事
I. C. Yui... ..	游義羣	Membership ... ..	會員部
Liu Chin Tsen ... ..	柳之俊	Membership&Publicity	會員宣傳部
Ih Huai Chin... ..	易懷清	Membership ... ..	會員部

Feng Tsug Ih... ..	馮崇毅	Physical ... ..	體育部
C. H. Yong ... ..	楊嘉炯	Educational ... ..	智育部
David W. C. Yen... ..	嚴文祥	Boys & Student ...	童子兼學生部

## 杭 州 Hangchow

Tele. Add. "Flamingo"

成 立  
Organized 1911

人 口  
Population 450,000

### 董 事 Board

C. M. Wong ... ..	王吉民	S. P. Chang ... ..	張信培
President (會長)		Vice-President (副會長)	
S. C. Wong ... ..	黃式金	C. C. Ch'ien ... ..	錢仲雨
Secretary (書記)		Treasurer (會計)	
P. H. Lee ... ..	李培恩	D. S. Fong ... ..	方桐生
M. K. Chow ... ..	周梅閣	S. N. Li ... ..	李振吾
P. C. Wong ... ..	王奔川	C. S. Chow ... ..	周晉琛
P. Y. Cheng ... ..	陳伯園		
C. C. Zee ... ..	徐佐青		

### 幹 事 Secretaries

D. K. Tong ... ..	董承光	General Secretary ...	總幹事
J. C. Oliver ... ..	伍立夫	Asso. General Secretary	副總幹事
Charles Wang ... ..	王鑑賢	Men's Work ... ..	成人部
K. Y. Chu ... ..	朱孔揚	Men's Work & Relief	成人兼賑災工作
T. L. Chu ... ..	朱天慶	Accountant & Business	會計兼庶務部
S. D. Wu ... ..	鄔式唐	Writer & Accountant	文牘兼會計
N. Y. Wang ... ..	王迺榮	Business ... ..	事務所
Z. T. Ing ... ..	應日照	Business ... ..	庶 務
S. K. Tien ... ..	田信畊	Boys Work ... ..	少年部
Y. P. Dzen ... ..	陳梧寶	Boys Work ... ..	少年部
Lee Shao-Ding ... ..	李少庭	Physical ... ..	體育部

## 濟 南 Tsinan

Tele. Add. Y.M.C.A.

成 立  
Organized 1912

人 口  
Population 421,584

## 董 事 Board

Yih Chen Ching ... .. 衣振青	Chai Tzu Jang ... .. 柴子榮
President (會長)	Vice-President (副會長)
Chow Kan Tin ... .. 周幹庭	Ma Pai Sheng ... .. 馬伯聲
Secretary (書記)	Treasurer (會計)
Han Li Min ... .. 韓立民	Lu Hsin Fu ... .. 陸遜撫
Le Sing Yuan ... .. 李星恆	Ching Tzu Feng ... .. 秦次風
Ho Yih Chen... .. 胡益琛	Ho Tei Lin ... .. 何德鄰
Chang Yih Jan ... .. 張毅然	Len Tsin Ching ... .. 林濟青

## 幹 事 Secretaries

Chang Ta Chen ... .. 張達忱	General Secretary ... 總幹事
Kao Ching Fu ... .. 郭清甫	Educational ... .. 智育部
Dai Shan Ching ... .. 戴善卿	Business ... .. 事務部
Liu I Sheng ... .. 劉宜生	Physical ... .. 體育部
Lu Chih Shan... .. 呂芝山	Boys & Student 少年兼學生部
Yuan Shu Ju ... .. 袁葉如	Membership ... .. 會員部
Li Shū Liang ... .. 李淑亮	Business ... .. 庶務部
Liu Shan Tséng ... .. 劉紹曾	Educational ... .. 智育部
Chang Yu Tien ... .. 張玉田	Boys ... .. 少年部

## 青 島 Tsingtau

Tele. Add. Y.M.C.A.

成 立  
Organized 1924

人 口  
Population 410,000

## 董 事 Board

M. D. Wang ... .. 王宜忱	Frank Ling .. ... 林鳳岐
President (會長)	Vice-President (副會長)
C. C. Sun ... .. 孫華生	C. P. Chuug ... .. 鍾振東
Secretary (書記)	Treasurer (會計)
Walter Djeng... .. 鄭永應	C. T. Tung ... .. 董志道
Y. S. Ho... .. 何永生	Frank Kwoh ... .. 郭亦爲
D. C. Kwoh ... .. 郭大中	T. V. Tan ... .. 譚天凱
D. C. Djang ... .. 張靖疆	N. D. Yü... .. 于迺鐸

## 幹 事 Secretaries

Charles Kwah ... .. 郭金南	General Secretary... .. 總幹事
-------------------------	-----------------------------

T. M. Le ... ..	李天民	Boys ... ..	少年部
T. D. Sun ... ..	孫傳章	Eusiness ... ..	庶務部
Mark Chao ... ..	趙化程	Physical ... ..	體育部
T. F. Kwah ... ..	郭子豐	Business ... ..	文牘
Paul Li ... ..	李宜亭	Educational ... ..	智育部

## 南 昌 Nanchang

Tele. Add. Y.M.C.A.

成 立 人 口  
Organized 1913 Population 400,000

### 董 事 Board

Li Shu Hwa ... ..	李樹華	Kimber Den ... ..	鄧述堃
President (會長)		Vice-President (副會長)	
Wang Mei Sen ... ..	王梅笙	Chou Pei Chin ... ..	周伯琴
Secretary (書記)		Treasurer (會計)	
Tas Li An ... ..	陶履安	Chang Chao Fu ... ..	張卓夫
Chou Shn Phen ... ..	周樹芬	Chi Chin Hu ... ..	徐鏡湖
Tsen Gien Sung ... ..	鄧旌淞		

### 幹 事 Secretaries

Richard Shan... ..	常能孝	General Secretary... ..	總幹事
T. C. Chiang... ..	蔣東權	Educational & Membership	智育兼會員
C. C. Shu ... ..	舒政銓	Business ... ..	文牘

## 福 州 Foochow

Tele. Add. "Flamingo"

成 立 人 口  
Organized 1905 Population 300,000

### 董 事 Board

S. H. Song ... ..	孫世華	Lu Sie U... ..	盧詩如
President (會長)		Vice-President (副會長)	
Gong Chung ... ..	江 春	K. G. Lan ... ..	劉謙光
Secretary (書記)		Treasurer (會計)	
Ding Nguk Ming ... ..	丁玉銘	Uong Ga Chuang ... ..	阮佳銓
Iek Gieng Nguong ... ..	葉見元	James L. Ding ... ..	陳芝美
Uong Chiok Ciu ... ..	王灼祖	Song Hie Hua ... ..	宋惠華
Lu Ngok Po ... ..	盧月波	Uong Hau Giong ... ..	王孝泉



## 幹 事 Secretaries

W. Y. C. Wang	...	...	王鈺杰	General Secretary...	...	總幹事
E. H. Munson	...	...	尙愛物	Asso General Secretary	...	副總幹事
L. C. Ding	...	...	陳 植	Asso General Secretary	...	副總幹事
H. C. Uong	...	...	黃雲章	Accountant	...	會計部
G. U. Coai	...	...	蔡光鏞	Accountant	...	會計部
G. C. Diong	...	...	張奇清	Physical	...	體育部
C. S. Ling	...	...	林捷新	Religious	...	宗教部
S. G. Ung	...	...	翁起華	Social	...	交際部
M. B. Dang	...	...	鄧謀平	Physical	...	體育部
H. H. Long	...	...	楊希賢	Business	...	庶務部
G. C. Ciu	...	...	周景春	Physical	...	體育部
Miss Li Hsiu Chen	...	...	李秀珍	Women's work	...	婦女部
H. H. Ling	...	...	林孝洪	Training	...	練習

## 蘇 州 Soochow

Tele. Add. Y.M.C.A.

成 立  
Organized 1920

人 口  
Population 300,000

## 董 事 Board

Y. C. Young	...	...	楊惠慶	S. S. Chu	...	...	諸辛生
President	(會長)			Vice-President	(副會長)		
G. C. Mao	...	...	毛吟榭	K. C. Mao	...	...	毛克忠
Secretary	(書記)			Treasurer	(會計)		
Z. S. Zia	...	...	謝頌三	T. S. Yao	...	...	姚鉄心
K. S. Lee	...	...	李廣助	C. C. Kiang	...	...	江長川
T. C. Chen	...	...	陳子初	C. W. Chou	...	...	諸重華
H. C. Chen	...	...	陳海澄	S. F. Ying	...	...	殷新甫

## 幹 事 Secretaries

T. S. Yu	...	...	尤敦信	General Secretaries	...	總幹事
Y. W. Ghang	...	...	張毓録	Business & Finances	...	庶務兼經濟
T. Z. Li	...	...	李楚石	Educational	...	智育部
C. I. Shih	...	...	施中一	Rural	...	農 村
Wang Ch'ao Fu	...	...	黃紹復	Rural	...	農 村
W. W. Brockman	...	...	巴克蒙	Religious	...	德育部

# 武昌 Wuchang

Tele. Add. Y.M.C.A.

成立  
Organized 1911

人口  
Population 390,000

## 董事 Board

T. F. Tseng ... .. 曾定夫 President (會長)	C. Y. Wu ... .. 吳企雲 Vice-President (副會長)
C. Y. Lao ... .. 盧春榮 Secretary (書記)	C. S. Hu ... .. 胡慶生 Treasurer (會計)
H. A. Hsiung ... .. 熊厚安	C. K. Li ... .. 李瓊階
Y. C. Tsou ... .. 鄒允中	T. Liu ... .. 牛騰
C. L. Yen ... .. 嚴家驊	

## 幹事 Secretaries

P. Y. Shu ... .. 舒伯炎 General Secretary... .. 總幹事
E. A. Turner... .. 狄爾耐 Asso. General Secretary 副總幹事
C. Y. Chang ... .. 張耀賓 Membership ... .. 會員部
A. A. Hsiang... .. 向安倫 Student ... .. 學生部
Y. S. Hsiao ... .. 蕭幼三 Business ... .. 庶務部
G. R. Osborn ... .. 歐卓志 Student ... .. 學生部

## 大連 Dairen

Tele. Add. Christensen

成立  
Organized 1922

人口  
Population 280,000

## 董事 Board

Y. T. Yen ... .. 閻新亭 President (會長)	K. S. Fan ... .. 范貴之 Vice-President (副會長)
H. S. Lee ... .. 李秀山 Secretary (書記)	T. P. Wang ... .. 王子浦 Treasurer (會計)
J. C. Liu... .. 劉仁卿	S. W. Wang ... .. 王繩武
S. H. Yen ... .. 閻壽軒	J. N. Chian ... .. 簡仁南
T. H. Chang ... .. 張殿選	

## 事幹 Secretaries

V. Frimer-Larsen ... .. 費墨生	J. Lin ... .. 林瑞
-----------------------------	------------------

## 開 封 Kaifeng

Tele. Add: Y.M.C.A.

成 立  
Organized 1915

人 口  
Population 254,917

### 董 事 Board

H. J. Wei ... .. 魏希仁 President (會長)	T. Y. Chen ... .. 陳宗鎰 Vice-President (副會長)
Tsai Geng- Lin ... .. 蔡景琳 Secretary (書記)	P. A. Lee ... .. 李保安 Treasurer (會計)
C. T. Hwang... .. 黃自強	Y. C. Sum ... .. 孫閻晨
Mrs. Hu. Wei-fan ... 胡石閻溪	Miss P. T. Win ... .. 聞冰清
H. K. Chow ... .. 周祐光	Y. F. Tan ... .. 譚岳峰
Show Hsi-shi ... .. 趙惜時	Ning Tzi-yu ... .. 甯子愚

### 幹 事 Secretaries

F. C. Djeng ... .. 鄭仿僑	General Secretary ... .. 總幹事
W. R. Stewart ... .. 師渡爾	Administration and Boys 總務兼少年部
M. Y. Wang ... .. 王墨園	Educational & Student 智育兼學生部
Lu Chung Jen ... .. 盧鍾仁	Business ... .. 庶務部

## 寧 波 Ningpo

Tele. Add. Y.M.C.A.

成 立  
Organized 1919

人 口  
Population 250,000

### 董 事 Board

K. S. Nien ... .. 任莘啣 President (會長)	L. T. Wu ... .. 吳蓮汀 Vice-President (副會長)
H. M. Woo ... .. 胡洪民 Secretary (書記)	S. Z. Van ... .. 范遜禪 Treasurer (會計)
P. C. Zia ... .. 謝斐章	Y. F. Ma... .. 馬友芳
N. F. Chow ... .. 周寧甫	H. L. Liu ... .. 劉賢良
K. P. Wang ... .. 黃光普	P. C. Chen ... .. 陳寶珍
S. C. Lowe ... .. 駱漱清	Z. C. Tong ... .. 董瑞震
W. L. Chi ... .. 戚偉良	W. C. Chen ... .. 陳慧慶

## 幹 事 Secretaries

F. M. Zia	...	...	謝鳳鳴	General Secretary...	...	總幹事
T. C. Nee	...	...	倪德昭	Administration	...	會務部
T. P. Shen	...	...	岑德寶	Membership&Business	...	會員兼會計
Y. S. Chow	...	...	朱榮錫	Physical & Business	...	體育兼文書
Z. H. Zao	...	...	邵芾侯	Educational	...	智育部
T. C. Lin	...	...	林鉄宅	Business	...	庶務

## 西 安 Sianfu

Tele. Add. Y.M.C.A.

成 立  
Organized 1911

人 口  
Population 246,000

## 董 事 Board

Y. P. Liang	...	...	梁育普	N. S. Lee	...	...	李仰山
	President	(會長)			Vice-President	(副會長)	
S. C. Liang	...	...	梁希超	T. H. Chang	...	...	張子賢
	Secretary	(書記)			Treasurer	(會計)	
C. T. Yang	...	...	楊器之	Y. C. Ni	...	...	聶雲卿
C. T. Sung	...	...	孫全東	H. F. Lee	...	...	李海峰
V. H. Lu	...	...	魯維煥	T. N. Chang	...	...	張子宜
H. Z. Wang	...	...	王銜石	S. C. Chang	...	...	張錫九
Z. C. Ban	...	...	彭瑞卿	T. C. Yang	...	...	楊子超
P. C. Yen	...	...	閻碧卿				

## 幹 事 Secretaries

M. C. Ni	...	...	聶夢九	General Secretary	...	總幹事
H. C. Wang	...	...	王煥章	Social	...	羣育部
N. T. Sung	...	...	孫仰之	Accountant	...	會計
S. C. Sung	...	...	孫顯震	Business	...	庶務
Z. S. Lee	...	...	李壽軒	Religious	...	德育部
F. S. Rusel	...	...	路思	Honorary	...	名譽

## 廈 門 Amoy

Tele. Add. "Flamingo"

成 立  
Organized 1912

人 口  
Population 210,000

## 董 事 Board

Homer C. Ling ... 林全成(榮森) President (會長)	Teng Sek Eng ... 丁錫榮 Vice-President (副會長)
Chang Seng Tsai ... 張聖才 Secretary (書記)	Toh Choan Seng ... 卓全成 Treasurer (會計)
Ng Tai Pit ... 黃大關	Hsu Siu Gi ... 許紹琪
C. K. Woo ... 吳著益	N. C. Tan ... 陳五爵
M. A. Ding ... 陳懋庭	T. P. Lu ... 呂天寶
H. T. Chen ... 陳希佐	Benjamin Chiu ... 周辨明

## 幹 事 Secretaries

C. D. Sing ... 沈志中	General Secretary... 總幹事
T. J. Lau ... 劉德仁	Membership&Social 會員兼交際部
C. P. Tsai ... 蔡鏡波	Physical ... 體育部
C. H. Li ... 李水發	Business ... 庶務部
T. C. Cheng ... 鄭德超	Student ... 學生部
H. C. Wu ... 吳鴻助	Religious & Educational 德,智育部
K. H. Shio ... 邵建侯	Counter ... 事務
S. N. Lim ... 林修吾	Cashier ... 會計
E. I. Taylor ... 戴樂安	Boys ... 少年部

## 汾 陽 Fen Yang

Tele. Add. Y.M.C.

成 立 Organized 1923	人 口 Population 75,100
-----------------------	--------------------------

## 事 董 Board

H. J. Kao ... 高厚儒 President (會長)	T. F. Liu ... 劉俊峰 Vice-President (副會長)
T. C. Chang ... 張子堅 Secretary (書記)	T. S. Wan ... 萬德生 Treasurer (會計)
F. W. Chang ... 張範五	C. W. Wang ... 王景文
Y. S. Chang ... 張譽三	J. S. Chia ... 賈潤生
T. A. Wang ... 王德菴	

## 幹 事 Secretaries

P. R. Reynolds ... 瑞保羅	General Secretary... 總幹事
P. H. Cheng ... 成寶華	Boys ... 少年部
C. A. Ho... 郝正安	Physical & Religious 體育兼宗教部
T. C. Kung ... 孔悌臣	Business & Educational 庶務兼智育
T. Y. T'ien ... 田達源	Clerk ... 職員

# 台 山 Toyshan

Tele. Add. Y.M.C.A.

成 立  
Organized 1912

人 口  
Population 200,000

## 董 事 Board

C. Y. Wang ... .. 黃景雲	Y. H. Wang ... .. 黃英華
President (會長)	Vice-President (副會長)
C. S. Wang ... .. 黃植生	W. S. Lee ... .. 李懷聖
Secretary (書記)	Treasurer (會計)
G. C. Chu ... .. 朱箕欽	T. Lee ... .. 李 棠
K. H. Kwong... .. 鄺光衡	S. H. Lee ... .. 李聖華
W. H. Kwong ... .. 鄺文宏	T. H. Wang ... .. 黃栽華
K. C. Liu ... .. 劉孔衢	Y. K. Chou ... .. 朱元坤

## 幹 事 Secretaries

L. Z. Yen ... .. 顏禮讓	General Secretary... .. 總幹事
C. L. Wang ... .. 黃筠侶	Business, Educational & Physical 文牘, 智育, 體育部
B. F. Lee ... .. 李鵬飛	Library & Boys 圖書室兼少年部
C. T. Tang ... .. 譚鏡志	Business ... .. 庶務部
Z. N. Tong ... .. 湯瑞南	Business & Educational 電影室美術

# 汕 頭 Swatow

Tele. Add. Y.M.C.A.

成 立  
Organized 1921

人 口  
Population 750,000

## 董 事 Board

J. C. Shu ... .. 徐人傑	T. C. Pan ... .. 潘作琴
President (會長)	Vice-President (副會長)
T. T. Kwang ... .. 官達村	T. K. Chao ... .. 趙資光
Secretary (書記)	Treasurer (會計)
Daniel Fu ... .. 傅尙榮	S. M. Chen ... .. 陳尙明
T. L. Chen ... .. 陳澤霖	L. K. Lo ... .. 羅錫遐
T. T. Pang ... .. 彭楚村	E. H. Hao ... .. 侯英士
T. H. Ling ... .. 林梓華	S. B. Shu ... .. 徐紹文

## 幹 事 Secretaries

S. H. Pang ... ..	彭紹賢	General Secretary ...	總幹事
C. H. Ho... ..	賀卓勳	Religious, Social, Membership & Boys	德育, 羣育, 會員, 少年部
C. S. Chang ... ..	張覺聖	Business ... ..	庶務部

## 蕪 湖 Wuhu

Tele. Add. Y.M.C.A.

成 立  
Organized 1921

人 口  
Population 175,000

## 董 事 Board

C. C. Chen ... ..	陳見真	W. I. Liu... ..	劉惟一
President (會長)		Vice-President (副會長)	
K. S. Wang ... ..	黃耕三	W. P. Chen ... ..	鄭波月
Secretary (書記)		Treasurer (會計)	
Z. T. Chon ... ..	鍾壽芝	K. P. Chang ... ..	張拱北
H. W. Lee ... ..	李煥文	S. C. Chow ... ..	周孝成
B. S. Wong ... ..	黃樸人		

## 幹 事 Secretaries

S. P. Chao ... ..	趙叔平	General Secretary... ..	總幹事
G. L. Wu ... ..	吳純良	Boys... ..	少年部
Y. K. Hu ... ..	胡榮光	Rural... ..	農 村
Y. C. Chang ... ..	張益昌	Rural... ..	農 村

## 雲 南 Yunnanfu

Tele. Add. Y.M.C.A.

成 立  
Organized 1912

人 口  
Population 170,000

## 董 事 Board

Li P'ei Kai ... ..	李沛階	Shen Yu Ch'iu ... ..	沈郁秋
President (會長)		Vice-President (副會長)	
H. H. Deng ... ..	鄧詞伯	Shih Wei Hsing ... ..	施維馨
Secretary (書記)		Treasurer (會計)	
John Hsueh ... ..	薛振卿	Liso Hsin Hsueh ... ..	廖新學
Y. K. Ts'ao ... ..	曹彥卿	Tai Yu Hua ... ..	戴郁華
Ch'en Yun Tung ... ..	陳榮東		

## 幹事 Secretaries

R. D. Arnold... ..	安汝智	General Secretary... ..	總幹事
John T. C. Yeh ... ..	葉崇基	Educational & Boys' ... ..	智育兼少年部
Stephen T. Shih ... ..	石聲凌	Business & Membership ... ..	庶務兼會員部
T. H. Wang ... ..	王齊與	Student ... ..	學生部
Y. S. Ma ... ..	馬運瑄	Educational & Boys' ... ..	智育兼少年部
M. C. Chao ... ..	趙夢樵	General Office ... ..	總務部
P. C. Yang ... ..	楊品金	Boys' Work ... ..	少年部

## 鄭州 Chengchow

Tele. Add: Y.M.C.A.

成立  
Organized 1920

人口  
Population 160,000

## 董事 Board

C. N. Chen ... ..	盛慶業	M. F. Liu ... ..	劉夢飛
President (會長)		Vice-President (副會長)	
T. L. Chow ... ..	周的斐	T. Z. Chiu ... ..	邱志誠
Secretary (書記)		Treasurer (會計)	
Ch'eng Tsung Lo ... ..	程宗洛	C. S. Van ... ..	萬級三
		H. V. Lee ... ..	李煥文

## 幹事 Secretaries

Hsu How ... ..	徐浩	Asst. General Sec'y.	代總幹事
H. H. Chao ... ..	晁先傳	Physical & General	體育兼總務

## 烟台 Chefoo

Tele. Add. Y.M.C.A.

成立  
Organized 1903

人口  
Population 150,000

## 董事 Board

C. W. Wang ... ..	王敬五	C. C. Liu ... ..	柳景淵
President (會長)		Vice-President (副會長)	
Y. T. Yü ... ..	于仁濟	C. H. Wang ... ..	王振華
Secretary (書記)		Treasurer (會計)	
K. Y. Chang ... ..	張冠亞	James, Woo ... ..	吳覃臣



C. D. Ching ... ..	鄭欽道	T. T. Liu ... ..	劉春田
Y. S. Cho ... ..	鄒日新	E. P. Tan ... ..	譚恩溥
M. W. Chi ... ..	戚梅五	C. P. Yian ... ..	閻芥圃
B. H. Ching ... ..	荆本和	C. T. Ma... ..	馬景陶
B. W. Sen ... ..	孫伯峨		

### 幹 事 Secretaries

H. F. Wang ... ..	王漢封	Business ... ..	庶務部
C. T. Wang ... ..	王震東	Administration ... ..	總務部
S. Y. Kiang ... ..	姜松如	Membership ... ..	會員部
S. K. Chin ... ..	秦 晉	Library ... ..	圖書館
S. L. Wang ... ..	王踈林	Educational ... ..	智育部
D. S. Hsuan ... ..	玄德書	Business ... ..	庶務部

### 太 原 Taiyuanfu

Tele. Add. Y.M.C.A.

成 立  
Organized 1909

人 口  
Population 120,000

### 董 事 Board

C. C. Wu ... ..	武儘傑	S. R. Li ... ..	李順義
President (會長)		Vice-President (副會長)	
C. H. Chang ... ..	張近衡	P. Y. Liu ... ..	劉培元
President (書記)		Treasurer (會計)	
S. T. Lü ... ..	呂生才	E. C. Liu ... ..	劉恩成
M. S. Li ... ..	李蒙淑	Y. H. Li ... ..	李亞豪
H. L. Chao ... ..	趙修良		

### 幹 事 Secretaries

E. L. Ikenberry ... ..	艾克沛	General Secretary ...	總幹事
S. A. Chow ... ..	周素安	Men's ... ..	少年部
C. M. Hsueh ... ..	薛覺民	Boys ... ..	少年部
M. D. Chang ... ..	張美德	Business ... ..	庶務部
A. M. Li... ..	李安民	Men's ... ..	成人部
K. L. Chang ... ..	張克亮	Boys ... ..	少年部

## 保定 Paotingfu

Tele. Add. Y.M.C.A.

成立  
Organized 1913

人口  
Population 50,000

### 董事 Board

H. C. Pai ... .. 白肖泉	T. C. Kuan ... .. 管霖晨
President (會長)	Vice-President (副會長)
H. H. Hsü ... .. 許曉航	A. C. Tai ... .. 戴艾楨
Secretary (書記)	Treasurer (會計)
S. W. Yang ... .. 楊繩武	S. L. Chang ... .. 張子隆
N. C. Hsu ... .. 徐迺展	Y. C. Chao ... .. 趙宜齊
S. P. Chiang... .. 姜恕平	

### 幹事 Secretaries

H. K. Chi ... .. 郝必格	General Secretary ... 總幹事
C. K. Pang ... .. 龐之焜	Student ... .. 學生部
T. C. Tien ... .. 田子勤	Membership ... .. 會員部
M. P. Yang ... .. 楊鳴保	Physical ... .. 體育部
C. C. Hsiao ... .. 蕭金柱	Student ... .. 學生部
W. R. Leete ... .. 黎金磐	Student ... .. 學生部

## 威海衛 Weihaiwei

Tele. Add. Y.M.C.A.

成立  
Organized 1931

人口  
Population 20,000

### 董事 Board

M. W. Ho ... .. 賀勉吾	M. H. Ku ... .. 谷銘訓
President (會長)	Y. C. Li ... .. 李翼之
	Vice-President (副會長)
K. S. Chih ... .. 戚桂山	C. H. Sun ... .. 孫琴軒
Secretary (書記)	Treasurer (會計)
H. T. Sun ... .. 孫心田	C. H. Chen ... .. 陳振聲
Y. T. Chih ... .. 戚仁亭	C. H. Chang ... .. 張敬修
H. T. Chow ... .. 邵旭堂	K. S. Wang ... .. 王恭守
P. C. Chen ... .. 陳普澤	S. Y. Ku ... .. 谷性原
C. T. Liu ... .. 劉肇福	W. C. Sun ... .. 孫文質

## 幹事 Secretaries

Wendell Lee ... ..	李雲千	General Secretary ... ..	總幹事
T. K. Chen ... ..	陳德軒	Asst. General Secretary	副幹事
P. C. Li ... ..	李百鈞	Training ... ..	練習

## 東京 Tokyo

Tele. Add. Chisec

成 立  
Organized 1905

人 口  
Population 290,000

## 董 事 Board

以協會董事部爲董事  
(Same as National Executive Committee)

## 幹事 Secretaries

P. Y. Ma ... ..	馬伯援	General Secretary... ..	總幹事
C. C. Chang ... ..	張清鑑	Secretary ... ..	幹事
R. S. Yang ... ..	楊仁壽	Secretary ... ..	幹事

## 全國協會財產保管部

Investment Committee of the National Committee

T. N. Lee, Chairman ... ..	李道南
K. S. Lee... ..	李觀森
Dr. John Y. Lee ... ..	李耀邦
K. F. Chang, Ex-officio ... ..	張嘉甫

# 合作團體之名錄

## Roster of Cooperating Bodies

### 世界青年協會

World's Committee of Y. M. C. As.

2, Rue de Montechoisy

Geneva, Switzerland

Telegraphic Address: Flemgo

President: Dr. John R. Mott ... ..會長穆德

General Secretary: W. W. Gethman ... ..總幹事高德滿

### 世界協會之中國代表

China's representatives on the World's Committee:

K. F. Chang .. ... 張嘉甫

Dr. Chang Po-ling ... .. 張伯苓

Dr. Fong F. Sec. ... .. 鄺富灼

T. T. Poon ... .. 潘聚東

Dr. David Z. T. Yui ... .. 余日章

### 世界基督徒學生同盟總委員會

World's Student Christian Federation

13, Rue Calvin, Geneva, Switzerland

Chairman: Francis Miller ... ..會長

General Secretary: Dr. W. A. Visser 't Hooft ... ..總幹事

### 總委員會內之中國學運代表

Representatives of the Student Y.M.C.A. Movement in China on the  
General Committee:

S. C. Leung ... ..梁小初

Ku Yuan Tien... ..谷源田

中華基督教青年會全國幹事聯合會  
Employed Officers' Association Y.M.C.A. of China

執行委員會  
Executive Committee

D. K. Tong, Chairman ... 董承光(會長)  
Daniel C. Fu, Secretary ... 傅若愚(書記)  
Yang Yi-wei, Treasurer ... 楊益惠(會計)  
E. E. Barnett ... .. 鮑乃德  
F. Y. Hsiao ... .. 蕭洵干  
Chen Hsi San ... .. 陳錫三  
Paul R. Sung ... .. 宋如海  
S. C. Leung, Ex-officio ... 梁小初

中華全國基督教協進會  
National Christian Council of China  
23 Yuen Ming Yuen Road, Shanghai

Chairman: R. Y. Lo ... .. 會長羅運炎  
General Secretary: Dr. C. Y. Cheng ... .. 總幹事誠靜怡

協進會內之青年會代表

Y.M.C.As. representatives on the Council

E. E. Barnett (alt: W. W. Lockwood) 鮑乃德(與駱維廉輪流)  
L. T. Chen (alt: Y. S. Tsao) 陳立廷(與曹雲祥輪流)  
Dr. Y. H. Tsao (alt: Y. L. Lee) 曹炎申(與李應林輪流)  
Dr. K. C. Wang (alt: Dr. Y. C. Yen) 王吉民(與晏陽初輪流)

中華基督教教育會

National Committee for Christian Religious Education in China

23 Yuen Ming Yuen Road, Shanghai

Chairman: Dr. T. T. Lew ... .. 會長劉廷芳  
General Secretary: Dr. C. S. Miao ... .. 總幹事繆秋笙

教育會內之青年會代表

Y.M.C.A.s representatives on the Council

O. R. Magill ... .. 馬格理  
Daniel C. Fu ... .. 傅若愚

北美青年協會

International Committee Y. M. C. A's of U. S. and Canada.

地址: 347 Madison Avenue New York. N. Y., U. S. A. —

Telegraphic Address-Forsec

Chairman, Wilfred W. Fry

General Secretary, Francis S. Harmon

Arnold, R. D...	安汝智	Yunnan ... ..	雲南
Barnett, E. E ... ..	鮑乃德	National Committee ...	協會
Brockman, W. W. ...	巴克蒙	Soochow ... ..	蘇州
Cline, W. W. (& Irish Presbyte- rian Mission ... ..	柯來恩	Kirin ... ..	吉林
Edwards. D. W. ... ..	艾德敷	North China Region ...	華北區
Forbes, R. I.... ...	富博士	Peiping ... ..	北平
Gailey, R. R.... ...	格林	Retired ... ..	退職
Gillett, R. L.... ...	吉禮泰	Retired ... ..	退職
Hall, R. S. ... ..	郝瑞滿	Nanking ... ..	南京
Hayes., E. M. ... ..	海慕華	Shanghai ... ..	上海
Helde, G. G. ... ..	赫立德	Changsha ... ..	長沙
Hogan, Ralph M. ... ..	侯感恩	National Committee ...	協會
Hoover, Lyman ... ..	胡理門	Peiping ... ..	北平
Lerrigo, G. E. ... ..	呂體高	Retired ... ..	退職
Lockwood, E. H.... ..	駱愛華	Canton ... ..	廣州
Lockwood, W. W. ...	駱維廉	Shanghai ... ..	上海
McPherson, J. L.... ..	麥花臣	Hongkong ... ..	香港
Magill, O. R. ... ..	馬格理	National Committee ...	協會
Munson, E. H. ... ..	尙愛物	Foochow (& Fukien Region) 福州(及福建區)	
Oliver, J. C. ... ..	伍立夫	Hangchow ... ..	杭州
Pettus, W. B. ... ..	裴德士	College of Chinese Studies 北平華文學校	
Service, R. R. ... ..	謝安道	On Leave ... ..	在假
Stewart, W. R. ... ..	師渡爾	Kaifeng ... ..	開封
Sweet, Lennig ... ..	甘露格	Peiping ... ..	北平
Taylor, E. I. ... ..	戴樂安	Amoy ... ..	廈門
Todnem, L. ... ..	陶德滿	Hankow(& Central China Region) 漢口(及華中區)	
Turner, E. A. ... ..	狄爾耐	Wuchang ... ..	武昌

丹麥青年協會

National Council Y.M.C.A's of Denmark.

地址:Rosenborggade 15 Copenhagen  
Telegraphic Address: Vngdom

General Secretary, Rev. Gunner Engberg

- |                   |     |     |        |                              |           |
|-------------------|-----|-----|--------|------------------------------|-----------|
| Baagoe, P. H.     | ... | ... | 古賢昌    | Antung (& Manchurian Region) | 安東(及東三省區) |
| Frimer-Larsen, V. | ... | 費黑森 | Dairen | ...                          | 大連        |
| Moelgaard, V. B.  | ... | ... | Mukden | ...                          | 瀋陽        |
| Petersen, Kaj     | ... | 畢德遜 | Mukden | ...                          | 瀋陽        |
| Rrsmussen, J.     | ... | 華茂山 | Mukden | ...                          | 瀋陽        |

英國青年協會

National Council Y.M.C.A's of Great Britain

地址:Great Russel St., London W. C. 1.  
Telegraphic Address: Manhood

President Sir Henry McMahon  
General Secretary F. J. Chamberlain,

- |   |     |     |         |     |    |
|---|-----|-----|---------|-----|----|
| Osborn, G. R. (& Wesleyan Missionary Society) | ... | ... | Wuchang | ... | 武昌 |
|   | ... | 歐卓志 |         |     |    |

加拿大聯合會

United Church of Canada

地址:Toronto, Telegraphic Address, Wesleyana

- |              |     |     |         |     |    |
|--------------|-----|-----|---------|-----|----|
| Brace, A. J. | ... | 布禮士 | Chengtu | ... | 成都 |
|--------------|-----|-----|---------|-----|----|

愛爾蘭長老會

Irish Presbyterian Mission

地址:Church House, Fisherwick Place, Belfast Ireland.  
Telegraphic Address: Assembly, Belfast

- |  |     |     |       |     |    |
|--|-----|-----|-------|-----|----|
| Cline, W. W. (& International Committee Y.M.C.A.'s of U.S. and Canada) | ... | 柯來恩 | Kirin | ... | 吉林 |
|--|-----|-----|-------|-----|----|

倫 敦 會

London Missionary Society

地址:48 Broadway, Westminster, London, S. W. 1, England  
Telegraphic Address: Missionary, London

Hughes, E. R. ... .. 修中誠 National Committee ... 協 會

友 愛 會

Church of the Brethren Mission (local allocation)

Ikenberry, E. L. ... .. 艾克沛 Taiyuan ... .. 太 原

美 國 公 理 會

American Board (local allocation)

Leete, W. R.... .. 黎金磐 Paoting ... .. 保 定

Reynolds, P. R. ... .. 瑞保羅 Fenyang ... .. 汾 陽

循 道 會

Wesleyan Methodist Missionary Society

地址: Wesleyan Centenary Hall, 24 Bishopsgate,  
London E. C. 2. England  
Telegraphic Address: Wesley, London

Osborn, G. R. (& National

Council Y.M.C.A's of

Great Britain) ... .. 歐卓志 Wuchang... .. 武 昌

大 英 浸 理 會

English Baptist Missionary Society (local allocation)

Russel, F. S. ... .. 路 思 Sian ... .. 西 安



聯青社  
Y'S MEN'S CLUBS

與國際聯青社聯絡  
(Affiliated with the International Association of Y's Men's Clubs)

中國區  
CHINA REGION

Regional Director... .. 區長 William Yinson Lee ... 李元信

社 Clubs	社長 President
Shanghai ... .. 上海	William Yinson Lee... (李元信)
Tientsin ... .. 天津	Tso-lin Huang ... .. (黃作霖)
Peiping ... .. 北平	I. T. Chow... .. (周永德)
Tsingtao ... .. 青島	
Nanking ... .. 南京	Dr. James K. Shen (沈克非醫生)
Foochow ... .. 福州	Dr. Y. C. Wang... (王灼祖醫生)
Hongkong ... .. 香港	Dr. W. Phoon ... (潘錫華醫生)
Amoy ... .. 廈門	S. E. Ting ... .. (丁錫榮)

十五日至十七日 幹事訓練研究會(南昌)

十七日至十九日 河北區會(北平)

十八日至十九日 閩北區會(福州)

二十一日至二十二日 閩南區會(廈門)

二十七日至十二月五日 史德郎氏籌備赴馬尼拉大會及少年營

## 十二月

二日至四日 廣東區會(九龍)

十四日至十八日 華東區青年會會所管理研究會(上海)

大同青年會(暫設)成立

學生大會(廣東)

九月

十九日至二十日

幹事訓練研究會(杭州)  
協會與燕京合辦青年會專科之計劃開始

十月

十四日至十六日

華東區青年會會所管理討論會

二十五日至二十八日

幹事訓練研究會(蕪湖)

三十日至十一月二日

幹事訓練研究會(武昌)

十一月

五日至六日

華中區會(漢口)

六日

山東區會(濟南)

七日至九日

幹事訓練研究會(長沙)

十一日至十二日

幹事訓練研究會(漢口)

十一日至二十日

廈門少年營

十一日至二十五日

杭州少年營(之江大學)

十五日至八月四日

山東少年營(燕兒島)

十六日至二十五日

天津少年營(烟台)

二十日至二十七日

重慶少年營

二十日至十月三十日

柏林青年會副總幹事吉達德來華訪問

## 八月

十三日至二十三日

世界基督徒學生同盟總委員會在荷蘭舉行

十四日至十二月三十日

龔斯德氏來華佈道

十六日至二十四日

第六屆幹事大會(北平)

二十二日至二十九日

學生領袖訓練大會(河北)

二十九日

幹事訓練研究會(鄭州)

三十日至九月三日

幹事訓練研究會(開封)

一九三二年之青年會特別事件表

## 六月

二十二日至二十七日

世界學生同盟總委會密勒氏來華訪問

二十五日至七月五日

少年營（福州鼓嶺）

三十日至七月六日

河北學生大會

## 七月

一日至七日

雲南學生大會（雲南府）

一日至八日

山西學生大會

一日至八日

山西少年營（汾陽）

二日至五日

長沙少年營

二日至九日

閩北學生大會

七日至十八日

華中學生大會

十一日至十七日

上海少年營（高橋）

十一日至十八日

河北少年營（臥佛寺）

# 一九三二年之青年會特別事件表

一月

十八日至二十四日

學生幹事大會(杭州)

二十四日至二十五日

艾迪博士之五年計劃大會(上海)

二十九日

青年會聯合其他團體組織上海基督教戰地難民教濟會

二十九日至二月三日

基督教文學大會(杭州)

二月

二十一日

爲學生祈禱之日

八仙橋青年會開幕

三月

十九日

吉林會所落成

五月

一九三二年之青年會特別事件表

四五

序，藉以應付青年精神上的需要與願望；(三)青年會與學生事業；(四)救濟事業。

本屆大會之演講，亦類多警擊動人，例如協會代理總幹事梁小初先生之「國難的意義」，燕京大學教授劉延芳博士之「宗教與國難」，晏陽初先生之「農村的復興」，吳耀宗先生之「中日衝突中的精神挑戰」及柏林青年會副總幹事吉達德先生之「國難中之德國青年會」等。此外復有印度龔斯德博士每日担任大會之宗教演講，李榮芳博士主領早晨靈修禮拜。

幹事聯合會係全國幹事同人自主及的自治的結合，此種宗旨已充分實現於大會之中；因在此國難期間，一切會內經費概由各幹事分担，並無其他津規，此亦足見本會之發達情形與各幹事之合作精神矣。

### (乙) 幹事壽險聯合會

幹事聯合會為謀會員自身及其家屬之安全起見，乃有「幹事壽險聯合會」之組織。一九三二年内之去世會員計有北平青年會張欽士君及協會之龔晏如君，本會對於該二會員之家屬極表深摯之同情與哀悼，幹事壽險聯合會業已撥付張君家屬七百零四元，龔君家屬六百二十四元。

# 全國幹事聯合會報告

## (甲)第六屆全國幹事大會

第六屆全國幹事大會係於一九三二年八月十六至二十四日在北平舉行。當時雖值東省事變，華北不寧之時，而大會之出席人數，竟較在普陀舉行之第五屆全國幹事大會爲衆，氣象之佳，實屬僅有。是會之出席總數計一百三十七人，其中一百零九人爲幹事，代表三十個市會。出席代表最多者爲北平青年會，共有二十一一人。

本屆大會之職員如下：(會長)梁小初 (副會長)董承光(書記)尤敦信 張登瀛 郭金南  
(司庫)張達忱  
舒伯災

會中推定之幹事聯合會執行委員爲會長董承光，副會長鮑乃德，書記傅若愚，司庫傅清淮，委員陳錫三，蕭泗千，宋如海，梁小初。

第六屆幹事大會之總題爲「國難期中之精神的挑戰」，在大會期間所討論之主要題目爲：(一)如何充實青年會之幹事人才，俾能從客應付此精神的挑戰；(二)如何規定青年會的工作程



二十四小時內，即行號召上海基督教團體，發起組織「基督教戰地難民救濟委員會」，藉以進行救濟工作，協會爲該委員會之一份子，上海市會亦供給會所並特派幹事，從旁輔助。此種工作，該委員會已另編有詳盡報告，茲不多贅。

(丙) 國貨運動；

(丁) 貧民事業；

(三) 訓練事業；

(四) 鞏固青年會事業以謀充分應付國難之方法；

(五) 第六屆幹事大會之學生事業決議案。

第十五表爲年內各區會出席人數比較表。

### (七) 特別服務工作

(甲) 救濟水災

青年會之參加救濟水災工作開始於一九三一年，而賡續至本年春季。此種工作係由協會所組織之全國青年會救濟水災委員會所主持。嗣後即從事於農村服務及其建設事宜。現有若干市會如蕪湖漢口南京杭州等已制定具體之農村服務計劃，並已着手進行矣。

(乙) 戰區工作

協會方致力於救濟水災工作之時，滬戰復突然爆發，造成空前之浩劫。協會於戰事發生後之

在各書各坊報灘寄售者計每週二千六百八十冊，是以每期銷數爲七千七百八十六冊。

本年協會書局之售出書籍數，總計十六萬八千二百九十七冊，內以平民課本爲最佔多數（計十一萬零三百四十四冊）。第十四表爲本年與上兩年各種書籍之銷數比較表。本年較之一九三一年之銷售總數，未免有瞠乎其後之憾。考厥原因，一以東三省郵運封鎖，二以一九三一年所售出之書籍，多數爲與艾迪博士之佈道會有連帶關係者。

### （六）區會

召集區會之目的有二：一爲替代協會年會，而使各區之協會會員與區內各市會會長聚集一堂，討論各市會之會務設施事宜；二爲在數區內既派有區幹事，使負指導區內各市會會務之責，則每區理宜舉行一種會議，俾在會務討論上，有集思廣益之效。各區會中討論者，爲下列各事宜：

（一）整頓全國青年會運動之組織

（二）事業注重點：

（甲）青年事業；

（乙）德育事業；

實用游泳術

八十二頁

每冊大洋六角

科學與看不見的世界

四十六頁

每冊大洋一角半

實用修學法

六十四頁

每冊大洋二角

學校生活——夏令會參考書

中華基督教青年會年鑑(一九三二)

研究青年事業之工具

幹事研究班用之課種大綱

青年會事業建設(十二課)

青年會事業方法(十二課)

全國幹事業大會報告

協會之定期刊物有三，即(一)消息(二)同工(本年出十期)(三)華年週刊(本年出二十七期)。華年週刊發行於本年四月十六日，係應青年學生及智識階級之需求而編行，乃以替代青年進步月刊者，截至年底，該週刊之個人定戶計四千二百七十七戶，青年會團體定戶計八百八十六戶，

書四百二十六冊，圖書室中現有之定期刊物計中文三十二種，英文三十一種。

本年內利用協會獎學金辦法，在大學內研究者共有十二人，內中六人已於夏間卒業，其他六人方於秋季開始研究。目下市會中之練習幹事亦有十二人，至於由海外研究歸來，仍在市會服務者本年有四人（其中二人係得協會國外獎學金之資助）。本年得協會國外獎學金，出洋求學者祇有一人，但尙有一人，仍在國外繼續研究，第十三表即爲訓練事業之綱要。

### （五）文字事業

協會對於文學事業，仍一本素志，繼續編行各種書籍小冊，及定期刊物，本年所發行之書籍，計有有下例數種：

中國應否宣戰	三十八頁	每冊大洋一角
山上的基督	二百五十頁	每冊大洋五角
建設中之中國	九十九頁	每冊大洋三角
宗教與人生	七十五頁	每冊大洋二角半
實用網球術	九十四頁	每冊大洋八角

事，而不必全由上海派員分赴各處，則訪問市會之次數，自可增加，而對於小市會之指導，亦可較為切實也。

#### (四) 訓練事業

本年協會對於訓練事業復加注重，故於歲首即行敦聘幹事一名，來會主持訓練事業。同時復商得燕京大學當局之同意，在該校特設專科，以便一般志欲從事青年會事業者或在退修期間之幹事，得有充分之初步訓練或繼續深造之機會。協會並委派幹事一名，擔任該科主任，以便主持一切。

協會為應付市會在職幹事研究青年會事業之希望起見，曾於秋間編行研究大綱一種，每週寄發一課，以供市會幹事作有系統之研究。

此外協會又收集每一市會幹事之個人記錄，以供協會在安插幹事及分析幹事訓練需要時，有確切之參考。

本年協會圖書室之新添書籍有三百七十冊，現在圖書室中之英文書籍共四千四百三十冊，中文書籍共三千一百十六冊，總計七千五百四十六冊。全年內向圖書室借書者計七十四人，共借

務組主任梁士純先生。但余博士抵美未久，即突然患病，現仍在休養之中，市會組主任陸幹臣先生於夏間往英倫研究青年會事業，期為一年。

自余博士去美後，協會總幹之職，即由梁小初先生代理。

一九三二年之新聘幹事計勞工幹事駱傳華先生，訓練幹事侯感恩博士，校會組主任南秉方博士，校會組幹事劉良樸先生，編輯幹事謝武衡先生，華北區幹事艾德敷先生，此外復指派三位市會幹事，兼負指導各該區之責任。協會之充分利用區幹事，實濫觴於是年。

### (二) 經濟狀況

第十一表為協會之收支總賬，此即一九三二年各項工作費用之概要。本年協會之收支總數為八萬九千四百八十五元零二分，較一九三一年之九萬八千七百十四元三角二分之數，減少百分之二〇·四。而本年之市會收入較往年卻增百分之十一，故適為相反。

### (三) 訪問市會

協會為指導市會並與聯絡起見，年有訪問市會之舉，本年共訪問市會八十六個，計一百五十四次，大都關於幹事訓練研究會，事業促進，幹事之安插及區會等事宜者。將來若能充分利用區幹

## 一九三二年之協會事工報告

本篇專述一九三二年協會之事工概況及幹事部（包括協會幹事及區幹事）所辦理之各種工作。茲爲便於敘述起見，特分下列七項：（一）幹事部；（二）經濟狀況；（三）訪問市會；（四）訓練事業；（五）文學事業；（六）區會；及（七）特別服務工作。

### （一） 幹事部

試檢閱協會之幹事名錄，便知一九三二年之在協會服務者計有華幹事二十名，西幹事六名（區幹事在內）。此數較一九三一年之幹事數（是年共有華幹事二十名，西幹事五名）多一名，較一九三〇（是年共有華幹事十五名，西幹事八名，爲歷年最少數）多三名，約佔市會幹事總數之百分之八·四，此較一九三一年以前之平均比率（百分之二〇·六）略小。惟幹事中尙有請假、辭職或例假者，是以至本年年底在協會服務之幹事僅華幹事立十五名，西幹事四名，總計爲十九名。此外協會所雇用之辦事員及打字速記員共十八人（包括協會書局人員），僕役五人。

協會總幹事余日章博士於秋間代表某民衆團體，請假赴美，作挽救國難之工作，伴行者有總



#### 四 合作團體聯合計劃

報告此項問題者計有七市會，其中四會謂具有此項辦法，三會謂未具此項辦法。

此項報告之數目，表示此數城市中除青年會外，亦有其他對於學生事業有興趣之團體，並發生數項合作關係之複雜問題。曩者青年會爲一市內學生事工唯一之負責辦理處，尤以國立學校爲區域。今則不然矣，此事是否有碍於市會之功能？若然則又如何？

年則有三十五人全工學生幹事，三十三名兼職幹事，兩者相較，其數目已自爲說明矣。

(六) 特別學生事業之預算案

八市會(百分之二三又三三)之報告

共計學生事業之預算總數爲九千七百九十三元正

最低預算一百元正

最高預算三千八百七十四元正

此項預算數目最低者爲百分之點六，最高者爲百分之十一又十分之四，其平均數據城市青年會報告約佔預算總數百分之三又十分之二，據一九二三年以上同樣之市會報告，則其用費已達百分之三十。

吾等尙須注意者，乃學生事工之預算數目多爲實數，而非草算。雜項開支，不在其內。雖然此項數目中，乃有極巨之差等，其代表者乃國內學生事工費用之最高數目。

三 其他辦理學生事業之團體

此外另有八市會報告，其同市中之任學生事業工作者，計有二十四處。

一九三一年城市青年會學生部總計報告

三二

共計四萬九千九百八十人人到會

其他會集二十五次

共計一萬人到會

總計四百六十四次會集

總計七萬八千五百人到會

根據十一市會之報告而知一九三一年與一九三二年之成績相等，赴會學生之數目同樣巨大，此事是否證明宗教之興趣增高，杭州之學生大會頗贊成此說。

(五) 學生部幹事

十八市會之報告

一九三一年報告共計有專任學生幹事十五人兼職幹事四人

五市會報告無學生幹事

十三會報告有一至四名幹事

一九三二年之調查，吾等估計全國共計有十二人專任學生幹事，七名兼工幹事，一九三三

### (三) 立志歸依基督者

八市會(即百分之二十二分零十分之五)之報告

立志歸依基督者，共計六百二十二人，其中六十七人，已領洗加入教會，

根據八市會之報告，學生立志爲基督徒者有六百二十二，而領洗加入教會者僅六十七人，不過百分之十耳。其故安在？是否表示市會未曾領導之入教會？是否表示缺乏繼續工作？是否表示教會衰落或其他表示？

一九二三年全國市會報告立志者雖僅七百十八人，而加入教會者乃有二百六十五人，居全數三分之一。

### (四) 演講會

十一市會之報告

宗教會集三百二十五次

共計一萬八千五百二十三人到會

智育會集一百六十五次

一九三一年城市青年會學生部總計報告

生部之程序，係集中於學校，抑係集中於市會，如是則市會之學生會員則又誰負其責任耶？其程序又以何處爲集中點？學生會員亦應有會費耶？

(二) 討論及研究班

十市會之報告查經班計九十四班

共計一千一百九十五人報名參加其他小組計三十九組

共計六百三十一人

(皆曾參加三次以上者)

根據報告全國市會之百分之二十九零十分之四之重要市會皆有學生查經班，照數目而計，平均每市會皆有十組查經班，每組平均計十二人以上，皆曾參加三次以上者，其中多數皆係國立及私立學校學生，其查經班皆在校內或近校之處舉行，此外另有其他與查經班顯然有別之研究小組。

一九二三年有二十四市會報告共計有三百五十三班。設此二十四市會能照一九三一年之平均數爲標準，即如此處所報告者，則當有二百四十學生班，計二千八百八十學生會員。

學生事工區域未能劃分清楚，爲目下之一大困難。按照以前決議之規定限制，本以高中以上學生爲限；報告中亦應以此項規定爲限，然本報告中仍收羅初中學生在內，由經驗而知欲達到規定之目的，除非有一按年齡分組之程序，而後方可辦到。以學校而論，現代教育之位置異常重要，吾等尙未十分注意，規定學級限制，是否即一明證？吾等是否舉能分級學生預備分級程序耶？高級中學以上學生之需要，與初中學生是否果有甚明顯之區別而需特立一部特設幹事特備程序耶？

## 二 學生部

(一) 十市會報告學生之參加爲會員者共一千八百六十六名

六市會報告學生會員有特別會費

全國僅有十市會之報告者，正足以證明吾等仍沿用舊式政策，卽學生會員僅概括於學生部之內，僅爲全部會員之一部分。各方面評論皆以爲會員界限頗呈混合情狀，蓋學生雖屬學生部，是否同時又爲少年部會員。

尤有進者，如學生爲市會會員，則與學生部及其程序頗少關係，由此又另有一問題發生，卽學

# 一九三一年城市青年會學生部報告總計

## 一 以學校爲工作區

十八市會報告如下：

國立及私立學校學生報名數目

專校及大學

四十七校

高級中學

八十四校

初級中學

四十四校

共計 一百七十五校

教會學校

專校及大學

十四校

高級中學

四十四校

初級中學

十一校

會員數相等，至於義務學校之少年（六千三百五十三人）則竟超過少年會員數（五千五百八十九人）。在宗教討論團中有非會員一千五百四十五人。凡此皆可證明青年會所有接觸不僅限於會員。智育討論團有團員二千三百九十五人，體操班有班員二千八百零一人，運動隊有隊員五千四百六十四人，凡此足證青年會之少年事業非僅限於學校。

本節所加分析足證中國青年會中少年事業之重要。吾人由此可知會中少年事業係以學校為中心，並可知少年事業較諸成人事業更為切實。且據各處報告，少年事業之百分數實較少年會員之百分數為高。凡此種種事實足供各會董幹二部之研究。



證明之：

(一)少年會員居會員總數之百分之二五·九

(二)少年會員之事業接觸次數居總數百分之四五·五

(三)少年會員之事業鐘點數居總數百分之五〇·二

查第八表與第五圖表可知每項少年事業之百分數幾皆超過會員總數內少年之百分數。祇有義務員之百分數在會員百分數之下。少年事業之重心係在學校方面。蓋各項學校之學生中有百分之七〇·二爲少年，到校人數中有百分之七〇·八爲少年。且與少年之接觸次數中有百分之五一·二係在學校方面，而少年事業之鐘點數則有百分之八〇·六亦在學校方面。更有進者查第二表可知少年事業幹事僅居幹事總數百分之九。但少年事業強半均在學校方面，故其工作係由教員擔任，而非由幹事擔任。

會員總數中之少年百分數或較全國人口中之少年百分數畧高。中國戶口中並無按年齡分組之統計，但在美國則可知全國戶口中百分之十三·四爲十二歲至十八歲之少年。多數少年會員之入會或因求學起見，蓋至會中日夜校肄業必先入會故也。日夜校之學生數實際上幾與少年

城比較更能普及，而由每一會員之接觸中點數，則可知較大市會之事業對於會員比較更為深切。所堪注意者全年內每名幹事之事業接觸，平均為二萬四千次，或每月二千次，或每日六十五次。實際上每名幹事雖無如許接觸，但至少彼必負監督此項接觸之責。第一組市會每名幹事之中點事業接觸鍾點，所以較大於第二第三組市會者，蓋以第一組市會辦有較多之日校，而該項日校教員實間接襄助市會幹事之故。

總之，根據一九三二年之市會事工報告，吾人可謂中國青年會之發展，仍續有進步。但此處所列之記錄及分析非欲顯亦已往之成績，乃欲供幹事及非幹事領袖之參考，俾能使來年之一切設施，更有效率耳。吾人願此報告有助於公民教育，俾我國民無論在國內及國際間皆能表現其完善之人格。

### (七) 少年事業

第八表為成人與少年事業之比較表。表內詳列少年事業之數量，並與成人事業相比之百分數。第五圖表更將此第八表之事實表顯無遺。此項分析可以之證明會中一半事業係為會員總數之六分之一而舉辦者。換言之，少年事業之深切，可五倍於成人事業。此點可由表內下列三項事業

運動隊

一萬二千三百七十四人

利用游泳池之不同人數

三千八百五十九人

體格驗查

一萬二千一百五十八人

宿舍之不同住客

一萬九千三百八十四人

少年營營員

三百六十七人

第七表係分析每一市會事業成績之某數種事項之狀況，即事業總成績（包括接觸與鐘點數），每一市會在全國青年會事業成績中所佔之百分數，每一會員、幹事及每千市民之平均接觸與鐘點數，及平均消費。每一項之全國市會平均數及三組城市會之中點數均列於表內。此表之目的在使讀者明瞭各市會所辦事工之數量及其與全國事工之關係。吾人從第七表內，得知第一組城市之事業接觸計佔總數之百分之五二·三，所費之事業鐘點計佔總數之百分之五六·二。表內所列之中點數，明示三組市會之事工在許多方面，並不相同。關於消費方面，較大的市會之每一接觸之中點消費約為洋二角，第二組之市會約為一角五分，第三組之市會約為一角。此種差異，當然因各地之生活程度及會所設備，各不相同所致。由每千市民之接觸數，可知較小市會之工作在本

所生之接觸共佔百分之三七·四（一九三二年爲百分之三一·四）尤以新式會所對於事業之成績，佔一大部份。團體事工除學校事工外，佔全體事業接觸之百分之十（在一九三一年佔百分之九·六）計有組織之團體一千三百十七個，團員二萬七千八百二十六人，事業接觸次數爲七十三萬零七百六十人。

除上述事工外，近更注重個人事工。下列撮要根據第一表，所以顯示由個人及團體接觸所到達之人數。此種接觸均有實施個人事工之極大機會者：

### 與各種工作接觸之不同個人數

#### 不同之義務員

一萬一千七百十四人

#### 德育討論團

五千七百零五人

#### 德育談話

三千五百十四人

#### 學校人數

一萬七千七百五十一人

#### 智育討論團

四千三百八十人

#### 健身班

四千八百二十九人

## (己) 少年營

少年營市會之報告舉辦少年營者計有十四。綜計營員有三百六十七人，彼等之在營日數共為五千零七十八日，有一市會已建有永久之少年營房，尙有三個市會正在籌建合式而永久之少年營設備，想此種事業工作，以後必能繼續增加也。

## (六) 事業種類

在第五表中，各種工作均按事業種類而分列。第三第四圖表更顯示該種工作之事實狀況。中國之過去青年會工作特別注重大眾及學校事工。所辦大眾事工旨在使青年會事業及原則灌輸於每一城市大眾之間，俾青年會事業之影響得深入國內。本年該種事工計佔全體事工之百分之二十，較諸一九二九年之百分之二七·二之數，已呈低減之勢。至於學校事工則旨在使一般不能在他處受教育者得有此種機會。此為吾人極端崇尚之一種事工。該項事工計佔事業總接觸之百分之三二·五，較諸一九二九年之三〇·六之百分數為高。

但因青年會運動已日漸擴展，而成為中國之運動，吾人為應付需要起見，特於團體事工及會所設備方面，加以注重。吾人可從表中，看出各項設備，如宿舍，食堂，浴室，游泳池，遊戲室及書報室等

德育事工如宗教討論團，宗教會集，宗教會談及決志等之接觸總計有十九萬九千一百十次，在三百六十個宗教討論團中共計有五千七百零三個團員，其中八百六十五人爲會員，三千六百零七人爲非會員。團員之出席總數計六萬二千零三十五次，平均每團有一百五十九人，每人出席一〇八次，本年之討論團數較去年增加百分之十五，但團員數卻減少百分之十五，出席次數亦較減百分之十。至於宗教會集次數，去年僅一千二百六十五次，適佔一九三一年之總數（二千五百二十一）之半，出席總數爲十三萬二千五百八十六人，較之一九三一年（二十三萬三千三百四十七人）亦減少百分之四十三。來年之決志總數爲九千七百五十一人，較去年（二千八百六十六人）少百分之六十四。本年德育事工之所以遠遜於一九三一年者，以去年艾迪博士曾在多數較會市大中舉辦佈道會集之故。本年雖有龔斯德博士在各地佈道，但係由教會主持，青年會僅從贊助一旁切，故其成績不能計入青年會事工之中。本年之德育事工祇及事業總接觸之百分之二八。德育事工應佔事業接觸之百分之幾，固無一定標準，但此數未免太小耳。蓋青年會之德育事工半須賴有如艾迪博士之佈道運動，而德育幹事僅佔總數之百分之二·五，宜乎該項事工之成績低落矣。惟望各會幹事部今後加以振刷焉。

表內所分析之事實爲：(一)每一牀鋪之平均收入；(二)每一鋪客之平均寄宿夜數；(三)全年之寄宿百分數；(四)每一會員之狀鋪數；(五)每千市民中之狀鋪比率。本年之寄宿百分數爲百分之七十八，較之美國爲高（按去年美國市會寄宿舍之寄宿百分數爲百分之六三·六，但在一九二九年，在不景氣未發現之前，亦達百分之七十八。）寄宿之平均時間爲一九·六日。每鋪每夜之平均收入爲〇·五五元。大致昇降於〇·〇六與一·二五元之間。總計宿舍收入，平均約佔總收入之百分之一八·五。因有數個預算較大之市會，其寄宿舍之收入均超出此數，故此項收入之中點數僅爲百分之一〇·三。此即多數市會之寄宿舍之收入約佔收入之百分之十。但因較大市會對於宿舍設備，愈感需要，此種收入之百分數，亦有繼長增高之勢。

全年所售餐數，每日平均爲一千六百七十客。計其收入平均約佔總收入之百分之三·六。其中點數亦如宿舍中點數之低小，僅百分之一。考厥原因，蓋以餐數中之百分之八十，乃由數個最大市會所售出者。其實第一組城市之中點數收入計有百分之四。至於每餐之純益，若以全國市會爲標準，則僅大洋七分。

### (戊) 德育事工

根據二十三個市會之報告，本年之浴室接觸計五十三萬二千六百七十八（計事業總接觸之百分之七·三），此在體育事工中實爲首屈一指。有十五個市會對於浴室之設備，仍付闕如。報告游泳一項者僅有十一個市會，總計游泳人數有三千八百五十九人，參加總次數計六萬一千三百七十人。青年會之有游泳池設備者極屬少數，多數市會之游泳係在海濱舉行。

運動班及運動隊之總數爲七百四十四，人數計一萬七千二百零三人，適佔會員總數之半，並與全體智育班之學生數目幾乎相等。但運動班隊之平均接觸，每人每年僅二十六次，而在智育班中則每一學生平均有一百三十五次。意謂每人在智育班中事業接觸五次，而在體育事工中僅有一次。但運動班隊之人數竟與智育班之人數相埒，則爲一可驚之事業，此足證明青年會事工確爲多方面者。

#### （丁） 寄宿舍與餐室

寄宿舍與餐室之接觸在百分數及總數方面均增加極速。三十八個市會有三十個市會報告其牀鋪數目，總計有一千三百五十三張，最多之市會有三百五十六張，最少者僅二張。全年內之客鋪（每夜每鋪一客）總數計二十八萬三千二百六十四張，平均每日有一千零五十張之客鋪。第四



一九三〇年竟銳減至四十一萬八千二百二十二，迨至本年復減至四十一萬二千四百零一人。吾人從一九三〇年之青年會事業簡要調查報告中，得知多數市會並不將電影作爲一種生利事業，但在三十一個市會中有十六個市會其詳細之經濟報告內述及會中一部分之收入係從電影得來。因有二個市會百分之四十之收入全賴電影，尙有四個市會亦賴此而得百分之十之收入，故全國市會之電影收入平均數竟佔全部收入之百分之三·四，若用中點數表之，約爲百分之〇·九，似較近事實。最堪注意者至少有三大市會不願自辦電影事業作爲生利之途，寧願將一部分之會所租與電影公司，近自有聲影片東來，問題更爲複雜。總之青年會藉電影以牟利，或非良善之策。

遊戲室接觸在過去四年中平均計佔各種工作之百分之六·三，本年爲百分之六·二，即在本年一年間每十六種接觸中必有一種係遊戲接觸。

### (丙) 體育事工

本年之體育事工就運動班隊，運動員，觀客，游泳池，浴室及體格驗查等方面之所得報告，總計有一百四十萬九千七百六十五次接觸，即佔事業總接觸之百分之一九·三，亦即青年會內之每五次接觸，有一次爲與體育事工有關係者。

都爲研究公民問題者，此爲青年會倍養良好公民之一種有效方法，而培養良好公民實爲青年會之唯一宗旨。

青年會推進智育事工之另一方法爲供給相當讀物，就三十二個市會之報告，市會圖書室之書籍冊數總計八萬八千七百六十四冊，全年內之出借冊數計二萬三千九百零六冊，此外全年內市會之出售書籍有六萬六千六百七十六冊，三十四個市會圖書室之報紙雜誌（共計八百零四種，平均每會有二十六種）閱者，全年中總計五十九萬四千二百三十七人，平均每日一千六百二十九人。

此種非學校教育之智育事工接觸總計有一百三十萬一千五百九十八，佔全體事業接觸之百分之一七·七或每六種接觸必有一種爲非學校教育之事工接觸。

## (乙) 羣育事工

本年羣育事工中之接觸數爲交誼會一七〇，徒步旅行三六〇，遊藝會四一二，電影四〇一，遊戲室四五六八二。過去四年間之社交接觸數恆無大差異。在一九二九年該類接觸計佔百分之三，本年則爲百分之二·三，僅略遜于前。電影到者在一九二九年爲七十一萬七千二百零二人，在

爲一百八十三日，夜校爲一百六十次，義務學校爲八十四次。日校學生已由三千一百五十七人（一九二九）增至四千三百九十五人（一九三二），若以百分數表之則一九三二年之學生較一九二九年增百分之三十九。在此政府管束私校綦嚴之時，此種增加趨勢實深堪玩味。

夜校學生人數在一九二七年僅二千零八十八人，現已增至五千一百八十五人，大多數之夜校學生爲專攻英文者，誠以此科在職業方面爲一種不可少之工具也。

至於義務學校之學生數總計爲八千零三十八人，此固不迨一九二四年之最高點遠甚，但青年會對於此種運動，仍有甚大之貢獻。查本年協會書局銷出之平民課本達十萬冊以上，卽就此推測，已可知青年會對於其首創之平民教育，依然居於首要之地位。

本年出席於一千三百九十三次講演之總數計二十一萬二千一百三十二人，尙有一百零五種之運動講演，到者十五萬二千六百六十六人，參觀運動展覽者十九萬八千九百六十人，合計出席此類智育工作者有五十六萬三千七百六十八人。根據二十四個市會之報告，本年之智育討論團共有二百十二個，團員四千三百八十人（計佔會員總數之百分之十二）團員之出席數計五萬三千二百一十次，平均每團有二一·七個團員，每一團員在全年內共到一二·二次，該項團體大

七一·五小時，比較去年超過事業接觸百分之七，事業鐘點百分之十二。

### (甲) 智育事工

吾人由智育事工之分析結果得知學校工作實佔事業工作之顯要地位。一九三二年之學校工作計佔全體事業接觸之百分之三二·五，全體事業鐘點之百分之五五·九。且學校事工在去  
年之一切事工中，最見發達：

校別	一九三一年	一九三二年	增加百分數
日校	三三七六	四三九五	三〇
夜校	五〇七二	五一八五	二
義務學校	五一一七	八〇三八	五六
其他學校	一〇一二	一八七	八六
總計	一四五六〇	一七七五一	二二

全國青年會學校之學生總數為一七七五一人，或佔會員總數之百分之五十，全體學校之出席總數為二三八五八八八人，上述前三種學校之出席數大約相等。每一學生之平均出席數日校

全國市會之地產價值總計三・二二二・五〇〇元，會所價值計四・四五二・七二九元，合計七・六七五・二二九元（均以各市會之報告爲根據）。

本年有二座新會所已告落成，一爲上海八仙橋青年會新會所，一爲吉林會所。上海會所曾供一般因滬戰而流離失所之會員，暫時寄寓。

### （五）事業成績

第五表之編製目的，在使讀者明瞭中國青年會運動所辦事工之種類及數量。該表羅列一九二九至一九三一年報告之全體事工總數及各事工相互關係之百分數，此外復另製二種簡明圖表，顯示一九三二年之事業接觸與事業鐘點數（第三第四圖表）。該圖表一以四育——德、智、體、羣——爲基礎，一以事工「形式」——如個人、團體、大眾等——爲基礎，每種工作均按其所屬種類及形式，分列於第五表內，俾讀者熟知每種工作之屬類。

本年舉辦之事業工作總數計事業接觸七百三十二萬七千七百八十七次，事業鐘點一千三百二十三萬七千三百五十四小時，每日之平均數爲事業接觸二萬零二十一次，事業鐘點三萬六千一百六十七小時，若以會員之總數爲基礎，則每年之事業接觸爲二〇五・六次，事業鐘點爲三

人員」之薪金者，因美國工資標準較高之故。

某種項目之消費或收入，頗值吾人之注意（均為數字平均）：

學費	二〇・七五元
學校接觸消費	・一二一元
學校鐘點消費	・〇三二元
每餐淨利	・〇七元
每一客鋪之收入	・五五元
每鋪之每日收入	・四三元
全國市會之每日收入與支出	三二五〇・〇〇元
會費	七・二〇元
為每千市民服務之總資產	四四〇・〇〇元
為每一市民服務之總資產	・四四元
每名市民之總收入	・〇六八元

五。推厥原因，於會所之新式與否，甚有關係。支出表中所示之會所維持之直接費用，（第四表第三十一項）（債務除外）計佔支出總數之百分之二〇・二，（數字平均。）是故會所除辦理事工並供會員應用所有設備以外，計得收入百分之十之利益。如用中點數之法，分析三組市會對於該項之收益，則第一組約為百分之一四，第二組約為百分之六・五，但第三組卻損百分之四。大抵第三組市會之會所類多不甚適用者，故不能從事於生產事業。

至於學費及捐款數目（第三表第二十一與二十四項）吾人發現第一組城市與第三組城市實為相反。第一組城市之學費一項為大宗收入之一，而在第三組之較小城市則捐款更為重要。支出表（第四表）之第三十項中，顯示總數之百分之四七（數字平均）之支出，係工作人員之薪金，其中百分之二一・八（數字平均）（第四表第一項）為幹事薪金。在美國則全體工作人員之薪金數，約佔總收入之百分之五六，而幹事薪金僅佔百分之二二，兩國幹事薪金之百分數，竟彼此相同，亦一趣事；蓋以會中收入為比例，兩國幹事之薪金固在同一水平線上也。再者，全國市會之幹事與非幹事之數，約為一與三之比。全中國市會之幹事為三百零七人，非幹事為一千零四十人。如將兼任教員計入，則彼此之比數，亦幾相同。美國預算表中之所以多出百分之九，以為「其他雇用

指各數目按其大小，依次排列後，選出其位居正中之數，作為各數之「中點數」。應用上例，第一，先須照數之大小，將其順排或倒排。如用順排方式，則為一四，一九，二三，二九，三七。此處位居正中之數為二十三，於是吾人即謂五市會報告之宿舍床鋪之中點數為二十三。在許多情形中，此法較諸第一法（數字平均）更能代表實際情形。因依上列，若第一床鋪數為二百三十七，而非三十七，則其平均數當為六四·四，此數除比第一個市會之床鋪實數較小外，較諸其餘市會之床鋪數目，差數較大。今如採用中點數，則其數仍為二十三，毫不受最大一數之影響也。表中有數項記載頗值吾人之品評。如在收入表內（第三表）第二十五項中之「負債項收入」一名詞，係指將來終須償還之款項（如債款）或指由變賣產業收得之款。該項收入計佔全國市會總收入之百分之五·二（數字平均）。有七個市會均依賴此項性質之收入，該市會之總收入中，此項性質之收支竟佔百分之十多。

此外堪注意之事實為寄宿舍，食堂及其他會中設備（第三表第二十二項）之收入，計達總收入之百分之三〇·四，但合三組市會之此種收入中點數，卻呈低落之勢。第三組市會之宿舍收入中點數僅佔百分之二，而第一第二組市會之有較完備之會所者，其收入中點數即佔百分之二三



完全分析，本年實爲第一次。在第四表（支出表）中，凡債款費用（如債息，歸償債款等）之超過總數百分之十五者概不列入，僅將全年事工之一切淨支款項，臚列其中。但爲比較起見，吾人已將債務一項包括於數字平均（註）項目之第一項內，核計本年債務之支出數額竟佔全國市會總支出之百分之一四·一。第一第二圖表係顯示全國市會之各項平均數，希望各市會亦仿製此表，採用相當之百分數，藉以規知會內各方面之平均趨勢。

吾人編製該項表格之目的僅爲供將來研究之參考。蓋現在之一切措施雖未必爲一定之標準，但可供董事部及行政人員考查之借鏡。例如：一市會如發現自會幹事薪金之支出百分數低於全國市會之中點數甚大時，即宜考查其原因。此非由於本埠之特殊情形，即爲由於聘用不合格人員太多之故也。

【註】分析中有二個名詞同爲表示平均數之意：一爲通稱之「平均數」(MEAN)（或稱數字平均）此表總數除以項數之意。例爲有五市會報告寄宿舍床鋪之數爲十四，三十七，二十三，十九，與二十九。此五個數目之總數爲一百二十二。所謂平均數即將此總數除以五，而得二四·四，此二四·四即五個市會之床鋪平均數也。其他常用之名詞爲「中點數」(Median)此

者計有六人，以一半光陰兼辦此事者一人，共佔總數百分之二·五，此適與專辦德育事業之幹事數相等。

至於担任事業工作中之教育事工者計有教員四百二十四人；贊襄幹事掌理行政工作者計辦事員一百零八人，此外尚有工役五百零八人，其中除少數為助理會內各項設備，如宿舍，浴室等事宜外，大都為收拾及看管會所者。其他如食堂僕役及理髮則不在其內，因彼等皆由青年會之租戶所雇用者。

本年市會及協會之職員姓名，概列入董幹事名錄中。

#### (四) 經濟

去年市會之收入總數為一·一一八·六三一元，支出總數為一·一七五·九八六元，皆超過一九三一年之記錄。按一九三一年之收支總數各較往年超出百分之十一與百分之八，且為初次超出百萬元之數目。核算去年之收支總數在全年中每一會員約代表三十三元，每一事業接觸之平均數為〇·一六元。如依另一種看法則去年市會之每日收支約計三千一百五十元。

第三第四表為各市會收支百分數之詳細研究。查由彙集充分之報告，而編成此市會經濟之

愛爾蘭長老會（與北美青年協會聯合）（一位）

倫敦會（一位）

友愛會（一位）

美國公理會（二位）

大英浸理會（一位）

此數如與一九一九至一九二〇年之數目（二百零八人）比較，自屬相差太遠。吾人以爲中國幅員廣大，幾如一洲，我青年會運動之機會與需要甚大，決非寥寥數人所能應付。

關於二百十六位市會幹事之位置與等級分類，見第二表。吾人可由此表得知總數百分之七·六之幹事爲執行幹事，百分之三〇·二之幹事爲庶務幹事（包括管理會所，財務設備等）百分之二七·八之幹事爲會員部幹事，其餘百分之二三·八之幹事係直接辦理各項事業者。全體幹事中有百分之五二·七之幹事係在十個較大之市會中，百分之三〇·二之幹事係在第II組之市會中，百分之一六·一之幹事係在十三較小市會中，如是每一小城市之幹事僅佔全數約百分之一。其最耐人尋味者，即各地青年會已漸有重視農村事業之傾向，市會幹事中之專辦農村

團體領袖

四四五人

募捐及徵友運動之義務員

六〇〇五人

事業運動義務員

五〇一五人

全國市會之華幹計二百七十八人（在一九三一年爲二百六十四人，）西幹事計二十九人（在一九三一年爲二十六人，）總計爲三百零七人（在一九三一年爲二百九十人。）尤可注意者，即本年鑑內之幹事名錄中，間有數幹事爲女性，此實中國青年會歷史上之新記錄。該二女幹事卽爲福州市會之李秀珍女士，廣州市會之梁汝文女士。尙有開封市會之董事部中，亦有二位女性董事，卽胡石潤溪夫人聞水清女士。此外協會之幹事數目計華人二十位，西人六位（包括總部幹事與區幹事。）本年在華之三十五位西幹事，係由下列機關所派遣：

北美青年協會（二十三位正在服務中，有三位退修在華，有一位被派至華語學校。）

丹麥青年協會（五位）

不列顛青年協會（與循道會聯合）（一位）

加拿大聯合教會（一位）

一九三二年市會事工之統計報告

(一九三一年份之宗主會員計佔總數百分之十一·一)；若與一九二七年份相較，則本年竟增加百分之五〇之多。是以會員中有百分之八七·五爲非基督徒。會員中非基督徒既佔大多數，此實不啻爲對於宗主會員之一種挑戰，而亦爲吾人工作之僅有機會。

### (三) 人員

爲青年會服務之義務員計一萬二千七百十四人，佔會員總數百分之三二·八（在一九三一年爲百分之四一·七）。此固離吾人之理想——每一會員皆爲義務員——太遠，但若與以前許多市會所定之標準（即百分之二十五）相較，則已超過矣。

有一市會在一九三一年時有義務員三千四百七十八人，在本年竟激減至一百八十二人，蓋于一九三一年曾有某種特別舉動，而一九三二年則此項運動並未繼續故也。

義務員所担任之各種工作及其數目如下：

委員會委員

二〇一六人

團體職員

一一九〇人

義務教員

五〇七人

之人口總數約計一七·四〇〇·〇〇〇；但由分析結果可知此許多市會因均設於重要地段，故青年會之影響，實遍及於幅員廣大中之四萬萬人民。中國省城中之設立青年會者計有十三，設在商業薈萃之區亦多，且有許多市會毗連農村，極易與農民接觸，而農民實佔中國人民之大多數。

第二種重要事實，即爲本年全國市會之會員總數共三五·六五三人，較諸去年（一九三二）三六·二二五之數，則減少五百六十二人，即百分之一·五；惟照本年政治經濟之混亂情形而論，則此總數已出於吾人意料之外。即就滬會而言，本年因日本之不宣而戰，致徵友會未能如期舉行，以故無形減少會員九百零五人。按會員之增加趨勢係由一九二七年起始（查該年份之會員數爲一九·七六七人），本年之會員總數實已較該年增加百分之八十。再者本年之會員總數中有五千九百八十九人爲少年會員，計佔總數百分之一六·八；而一九三一年份之少年會員僅佔總數百分之一四·七，若與一九二八年份相較，則少年會員之增加，堪稱突飛猛進矣。（查一九二八年份之少年會員總數僅三·七四〇人。）推厥原因，蓋由於本年暑期後北平燕京青年會幹事訓練專科有少年事業新幹事六人畢業，渠等嗣即被派至各市會工作，以是少年會員，驟見增多。

會員總數中之宗主會員（即基督徒會員）共四千五百七十一人，約佔總數百分之十二·五；

相互對比，並宜研研全國之趨勢若何。

該統計表中，復添有許多新項目，且有許多新事實均爲初次搜集者，例如表中之：

第十項——募捐及徵友運動之義務員。

第三十九至四十二項——學校到班人數。

第六十七至六十九項——圖書室，書籍，書籍之流通數及銷數，定期刊物。

第七十二至七十三項——宿舍牀鋪及住客。（客鋪即以每鋪每夜一客爲單位）

第七十七至七十八項——少年營，營員，集營日數。

### (二) 一九三二年之市會與會員

本報告內最顯着之事實，卽爲三十八市會均能按原定程序，賡續進行，且大多數之事工咸獲有相當之進步。一九三二年之市會名錄中，獨哈爾濱市會，未有列入。該會于一九三二年所報告之會員數僅二百三十七人，且無總幹事主持會務者已越二年矣。本年之設有臨時董事部卽擬組織新市會者有二處，其他城市亦頗有踵起追隨青年會運動之傾向。

極堪注意者卽三十八市會（東京市會除外，因該地之華人青年會係專爲居留華人服務者）

且依字母爲序之分列方法，僅爲偶然的；在英文本文中，如按字母檢查所欲找尋之某城市，固甚便利，但在華文固無關係也。

本報告內許多項目之分析，係將城市分爲 I II III 三組，意義見下表：

城市組別	人口數目	城市數目
I	五〇〇・〇〇〇以上	十
II	二〇〇・〇〇〇至四九九・〇〇〇	十五
III	二〇〇・〇〇〇以下	十三
		總計三十八城市

此種分法之重要，在上期年鑑中之第五第七二表，已極顯著。

### (一) 一九三二年之統計

第一表係根據各市會寄來之統計年報而編成。總計三十八個市會寄來之統計報告，數達一萬種以上，此表僅係歸納其中三千種報告編造而成。表內每一種事實或記錄，均有審慎研究之價值，每一市會之董事部與幹事部宜將各該市會之歷年記錄，加以比較，再與本會大小相等之市會



【註】瀋陽，吉林，錦縣，安東，四市會因政局關係，所有報告係由協會搜集。

以青年會運動之偉大，決非任何統計報告所能概括無遺。吾人對於一青年之在宿舍寄宿一夜者，即報告爲一個客鋪，此即吾人工作之一個接觸單位，但此接觸對於該青年有何效果，吾人迄未制有一種估計方法。宿舍內物質方面之設備是否有益於該青年之健康及道德方面？宿舍設備或能使該青年隔離惡劣之環境，但宿舍事業是否曾有確實之效果？凡此皆未曾列入報告也。

現用之統計表格，不特有許多事工項目，本曾列入，即其他事工項目之所得報告，間亦簡略不全，難以索解。緣是本年鑑實宜稱爲：「一九三二年之報告事項」而不能名爲全國市會之「會務」報告。爲解決此種問題起見，吾人業已編製一種新的統計報告表格，現正在排印中，希望該表格將來能使吾人之統計報告，較能接近理想之目標，換言之，即能使該報告足爲現在事工之一種分析，以供吾人之評估，並爲未來設計之基礎。抑又有進者，吾人希望此後之統計報告能概括每年九月一日至次年八月卅一日之所有報告，以期統計年度與事工年度互相脗合。

再者，本年鑑內市會之分列先後，係按其大小爲準，不再如以前之依英文字母爲次序矣。此與一九二九與一九三零年所用之分列方法相同；因此法可使在比較大小相仿之市會時，較爲容易，

# 一九三二年市會事工之統計報告

## 引言

本篇臚列各市會(註)事工報告之諸種統計。本年之有事工報告見寄者，總計三十八個市會。該市會處於政治經濟極度不安之中，仍能使各項事工，賡續進行，未遭挫折，已足徵中國青年會運動之蓬勃氣象。不甯惟是，就所得報告之大體觀之，復可見此運動之着着進步也。

吾人除彙集各市會寄來之事實與數字外，復繼續第一期年鑑(一九三二)中所用之分析方法，選出數種事項，加以特殊之研究。按上期內所研究者爲事業成績，人員工作鍾點，某種事業工作比例及各大小市會之會務設施；此外並就所選出之某種事項，從一九一四至一九三一年作一總比較，以覘全國市會歷年來對於該事項之趨勢。上期各事項之比較分析，依然代表現在之趨勢，凡讀者欲知該種事實者請檢閱上期年鑑，茲不多贅。

本期年鑑所選出之特殊研究事項爲：(一)一九二九至一九三二年之事業總成績，對於一九三二年之事工分析，尤見詳盡；(二)宿舍特別分析；及(三)各市會經濟狀況之詳細研究。

世界基督徒學生同盟總委員會.....	九三
中華基督教青年會全國幹事聯合會.....	九四
中華基督教教育會.....	九四
北美青年協會.....	九五
丹麥青年協會.....	九六
大不列顛青年協會.....	九六
加拿大聯合會.....	九六
愛爾蘭長老會.....	九六
倫敦會.....	九六
友愛會.....	九七
美國公理會.....	九七
循道會.....	九七
大英浸理會.....	九七
聯青社.....	九八

汾陽	八六
台山	八七
油頭	八七—八八
蕪湖	八八
雲南	八八—八九
鄭州	八九
烟台	八九—九〇
太原	九〇
保定	九一
威海衛	九一—九二
東京(留日)	九二

## 合作團體之名錄

(依照英文本  
數頁)

世界青年協會	九三
--------	----

目次

六

重慶	七六一七七
南京	七七一七八
長沙	七八一七九
杭州	七九
濟南	七九一八〇
青島	八〇一八一
南昌	八一
福州	八一—八二
蘇州	八二
武昌	八三
大連	八三
開封	八四
甯波	八四—八五
西安	八五
廈門	八五—八六

市會支出之類別(第二圖表).....	二五
事業成績(四育分析)(第三圖表).....	二七
事業成績(事業方式)(第四圖表).....	二九
成人與少年工作之比較(第五圖表).....	三五

## 各市會董幹事名錄

(依照英文本)  
頁數

協會.....	六六一—七〇
上海.....	七〇—七一
香港.....	七一—七十二
天津.....	七十二—七三
廣州.....	七三一—七四
北平.....	七四—七五
成都.....	七五—七六
漢口.....	七六

事業成績——事業接觸(第五表).....	三六一—三七
宿舍(第六表).....	二八
市會之事業接觸(第七表).....	三九—四〇
成人與少年事業之比較(第八表).....	三三
各學校基督教青年會報告表1931-1932(第九表).....	四一—四九
城市青年會學生事業統計(第十表).....	五〇
中華基督教青年會全國協會收支報告(第十一表).....	五五
協會幹事巡視市校各會(第十二表).....	五六
協會之幹事訓練之工作(第十三表).....	五七
一九三〇年與一九三二年舊書報告(第十四表).....	五九
分區會議之統計(第十五表).....	六〇

## 圖表目次

市會收入之類別(第一圖表).....	二五
--------------------	----

(六) 區會.....	四〇—四二
(七) 特別服務工作.....	四一—四二
(甲) 救濟水災.....	四一
(乙) 戰區工作.....	四一—四二
<b>全國幹事聯合會報告</b> (四三—四四)	
(甲) 第六屆全國幹事大會.....	四三—四四
(乙) 幹事壽險聯合會.....	四四
<b>一九三二年之青年會特別事件表</b> (四五—四九)	

## 表格目次

(依照英文本  
數頁)

城市青年會成績報告單 (第一表).....	一一—一〇
幹事依照位置分類 (第二表).....	一五
一九三二年各市會收入之分析 (第三表).....	一八—二〇
一九三二年各市會支出之分析 (第四表).....	二一—二四

目次



(戊) 德育事工	二〇—二一
(六) 事業種類	二二—二五
(七) 少年事業	二五—二七
一九三二年城市青年會學生部報告總計(二八—三五)	
(一) 以學校為工作區	二八—二九
(二) 學生部	二九—三三
(三) 其他辦理學生事業之團體	三三
(四) 合作團體聯合計劃	三三—三五
一九三二年之協會事工報告(三五—四二)	
(一) 幹部部	三五—三六
(二) 經濟狀況	三六
(三) 訪問市會	三六—三七
(四) 訓練事業	三七—三八
(五) 文字事業	三八—四〇

# 目次

## 弁言

### 一九三二年之市會事工統計報告(一一—二七)

引言	一一三
(一)一九三二年之統計	三十四
(二)一九三二年之市會與會員	四十六
(三)人員	六十九
(四)經濟	九十四
(五)事業成績	一四一—一五
(甲)智育事工	一五一—一七
(乙)羣育事工	一七一—一八
(丙)體育事工	一八一—一九
(丁)寄宿舍與發室	一九二—〇

弁言

(五) 各市會學生部的工作，本刊也有紀載。

(六) 至於協會方面的各區會議，和戰地服務等特種工作的報告，也是第一冊年鑑裏所沒有的。

一九三二年是我國極困難的時期；然而本會的成績却很美滿。我們看了這一冊年鑑之後，不得不感謝 上帝的默佑，同人的奮鬥，和各界的贊助。

# 弁言

梁小初

協會發行年鑑，開始於一九三一年。以前祇有一種圖表式的統計報告而已。那第一冊年鑑的優點在於（一）事工的分析，（二）歷年的比較，（三）會務趨勢的指明。本刊由侯感恩博士費心之後，比較第一冊年鑑已更有進步。本刊的特點約有下列幾種：

（一）第一冊年鑑完全是全國各市會的統計報告，而本刊則除市會外更把各處校會和全國協會的工作包括在內；這樣方可說是名副其實。

（二）我國各地市校二會及國內外和中華基督教青年會有密切關係的團體，在本刊內都臚列無遺。

（三）本刊載有一九三二年本會大事紀。此項紀載是按照月日依次排列的。格式非常醒目，翻閱毫無困難。

（四）關於市會方面的出入款項，各項會務的成績，寄宿舍情形，和少年事業的概況，本刊都有詳細的分析。

弁言



中 華  
基 督 教 青 年 會  
年 鑑  
及  
董 幹 名 簿  
民 國 二 十 一 年

---

青 年 協 會 書 局

每 冊 定 價 大 洋 五 角

上 海 博 物 院 路 二 十 號

民國二十一年

中華基金會  
友為宗旨

年鑑