
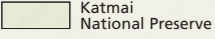
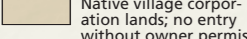
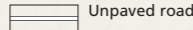
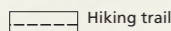

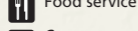
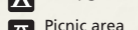


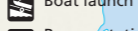
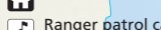


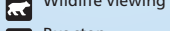



-  Katmai National Park
-  Katmai National Preserve
-  Native village corporation lands; no entry without owner permission
-  Unpaved road
-  Hiking trail
-  Lodge
-  Food service
-  Campground
-  Picnic area
-  Restrooms
-  Boat launch
-  Ranger station
-  Ranger patrol cabin (intermittently staffed)
-  Showers
-  Wildlife viewing
-  Bus stop



All islands within 5 miles of the mainland are included in the park. The water and submerged lands seaward of the coasts, beyond the mean high tide line, are not included.

