

GHQ/SCAP Records (RG 331, National Archives and Records Service)

Description of contents

- (1) Box no. 2864
- (2) Folder title/number: (14)
Toyoda Jido Shokki Seisakusho - Sako
- (3) Date: Sept. 1947 - Mar. 1951

(4) Subject:

Classification	Type of record
9230, 9621	a, c

(5) Item description and comment:
Nagoya

(6) Reproduction: Yes No

(7) Film no. Sheet no.

(Compiled by *National Diet Library*)

GENERAL HEADQUARTERS
 SUPREME COMMANDER FOR THE ALLIED POWERS
 Economic and Scientific Section
 APO 500

WT/ABO/MWH/RAS/bd
 3 March 1950

3230
 387.6(3 Mar 50)ESS/IND

MEMORANDUM FOR: Reparations Agency, Tokyo

SUBJECT: Application for Movement and Authorized Use of Items Listed for Reparations.

1. Reference is attached R.A.R. No. 62 (MS), 8 February 1950, subject: Application for Movement and Authorized Use of Reparations Facilities of Sako Works, Toyota Automatic Loom Works, Ltd. (01-49).

2. The application requesting permission for the intra-plant transfer and authorized use of the five (5) items of reparations machinery listed in reference 1, above, is approved as indicated below:

<u>Present Location</u>	<u>No. of items</u>	<u>To Be Transferred To</u>
Toyota Automatic Loom Works, Ltd. Sako Works (01-49) (Reparations Section)	5	Toyota Automatic Loom Works, Ltd. Sako Works (01-49) (Released Section)

3. This permit is issued subject to any and all directives affecting reparations plants which have been issued or may hereafter be issued by the Supreme Commander for the Allied Powers. Reports will be rendered as required by current directives and instructions.

FOR THE CHIEF, ECONOMIC AND SCIENTIFIC SECTION:

1 Incl
 as indicated

Cys furnished:
 CA Sec (dup)
 CPC

MEMO FOR RECORD:

The above ltr is self-explanatory.

Mr. R. A. Steele, 26-6552 M. M. C.

MAURICE M. CLASS
 Chief, Industry Division

To : General Headquarters, Supreme Commander for the Allied Powers.
From : Reparations Agency, Tokyo.
Subject: Application for Movement and Authorized Use of Reparations
Facilities of Sako Works, Toyota Automatic Loom Works, Ltd.
(01-49).

R.A.R. No. 62 (N.S.)

8 February 1950.

1. The Reparations Agency submits to your Headquarters an application of the Sako Works, Toyota Automatic Loom Works, Ltd. on the subject matter, together with a recommendation of the Ministry of International Trade and Industry, as enclosed herewith.
2. The Toyota Automatic Loom Works, Ltd., is one of the oldest and most efficient makers in textile machinery industry in this country and its products are favorably known to overseas as well as to home markets.
3. As the five (5) reparations machines under this application, including four (4) "U" - marked machines, are indispensable for the production of fluted rollers which have been recently manufactured in the non-reparations area of the same works, it is highly desired that these five (5) equipment be brought into the above-said area from the present reparations area in order to be put into operation as "authorized use". As only a slight change of location and arrangement of equipment will be made as its result, the guarding and maintenance for them will be taken care of by this works as satisfactorily as heretofore.
4. Such being the case, the Japanese Government would be very much obliged if your Headquarters be good enough to give a most favorable consideration to this application at the earliest practicable date.

(Y. Katsuno)
Director, Reparations Division,
Reparations Agency.

Incls:

- 1) ~~Recommendation of the~~
~~Ministry of I.T. & I.~~
- 2) Application of the
subject company.

The list of
reparations designated facility which must be removed

Items	Maker	Type	Inventory number	A.U., T.O., EX or not use ?	Number
Universal external grinding machine	Dai Nihon Heiki Shonan Kojo	V.G.A. 35-37	01-49-1720 U	A.U.	1
Universal milling machine	Nakayama & Co.	Vertical	01-49-190U	"	1
Lathe	Okuma Tekkosho	Plain	01-49-206U	"	1
"	Ikegai Tekkosho	"	01-49-227U	"	1
Air compressor	Toa Kuki Kikai Seisakusho	"	01-49-33	Not use	1
Total					5

A. J

2994 / = 300

check

GENERAL HEADQUARTERS
 SUPREME COMMANDER FOR THE ALLIED POWERS WT/ABO/MWH/RAS/jtt
 Economic and Scientific Section
 APO 500

387.6(18 Feb 50)ESS/IND

18 February 1950.

MEMORANDUM FOR: Reparatons Agency, Tokyo

SUBJECT: Application for Authorized Use of Items
 Listed for Reparatons.

1. Reference is attached R.A.R. No. 119 (MS), 15 Dec 1949, subject: Application for Authorized Use of Equipment in Reparatons Plants Located in Aichi Prefecture, which forwards en bloc, the applications of twenty (20) plants requesting authorized use of items currently in temporary operation.

2. The application for the authorized use of the equipment set forth in reference 1, above, is approved as indicated below:

<u>Company Name</u>	<u>Number of Items</u>
a. Aichi Kigyo Co., Ltd. Eitoku Pl (01-62)	3
b. Kobayashi Seisakusho Momonoki Kojyo (01-24)	4
c. Komi Engineering Works of Mitsubishi Heavy-Industries Ltd. (01-89)	34
d. Mitsubishi Heavy Industries Ltd., Ryowa Engineering Works, Daiko Pl. (01-25)	29
e. Mitsubishi Heavy Industries Ltd., Ryowa Engineering Works, Oye Pl. (01-26)	36
f. Mitsubishi Heavy Industries Ltd., Nagoya Engineering Works (01-27A)	153
g. Kowa Spinning Co., Ltd. Chiryu Pl. (01-31)	13
h. Nisshin Boseki K.K. Miai Kojyo (01-331)	18

Memo, GHQ, SCAP to Reparations Agency, Tokyo, 387.6(18 Feb 50)ESS/IND,
 subj: Application for Authorized Use of Items Listed for Reparations,
 18 Feb 50.

<u>Company Name</u>	<u>Number of Items</u>
i. Shin-Fuso Metal Industries Ltd., Copper Works (01-45)	19
j. Owari Tokai Co., Ltd. Seto Pl. (01-43)	12
k. Toyoda Automatic Loom Works Ltd., Sako Works (01-49)	1 - check
l. Toyota Motor Co., Ltd. Kariya North Pl. (01-46)	105
m. Aichi Kogyo K.K. Kariya Factory (01-51)	41
n. Yajima Kogyo Co., Ltd. Main Plant (01-53)	8
o. Mitaka Bussan K.K. Inazawa Pl. (01-72)	33
p. Okuma Kogyo K.K. Kaniida Pl. (01-83)	138
q. Asahi Okuma Industrial Co., Ltd. (01-69)	3
r. Aichi Koki Co., Ltd. Nagoya Pl. (01-77)	70
s. Fuji Industrial Co., Ltd. Handa Pl. (01-35)	50
t. Kawasaki Kokuki Kogyo K.K. Ichinomiya Pl. (01-23) (To be Used at Soto Kogyo K.K.)	8
TOTAL	778 Items

3. This permit is issued subject to any and all directives affecting reparations plants which have been issued or may hereafter be issued by the Supreme Commander for the Allied Powers. Reports will be rendered

Memo, GHQ, SCAP to Reparations Agency, Tokyo, 387.6(18 Feb 50)ESS/IND,
subj: Application for Authorized Use of Items Listed for Reparations,
18 Feb 50.

as required by current directives and instructions.

FOR THE CHIEF, ECONOMIC AND SCIENTIFIC SECTION:

Copies furnished:
CA Sec (dup)
CPC

MAURICE M. CLASS
Chief, Industry Division

MEMO FOR RECORD:

The above ltr is self-explanatory.

Mr. R. A. Steels:
26-6552

Application for using permit of the
reparations designated facility

Date November 21st, 1949

To : Minister of Trade and Industry

From: Toyoda Automatic Loom Works, Ltd., Sako Works
1716 Yoneda-cho, Nishi-ku, Nagoya-shi, Aichi-pref.

1. Industrial group as in SCAPIN: Aircraft
2. Name of reparations designated plant: Toyoda Automatic Loom Works, Ltd., Sako Works
3. Location of reparations designated plant: 1716 Yoneda-cho
Nishi-ku, Nagoya
4. Outlook of reparations designated facility which must be used:

The permission for the Temporary Use of the following machine was granted by Aichi Civil Affairs Team, dated September 1949.

Name of reparations designated facility: Bench Lathe

Inventory number of the machine: 01-49-265

5. Outlook of the plant of applicant:

a. Permitted items

Name of items: Looms and loom parts and spinning machinery
Number of items: 20,000 spls. of spinning machinery
800 sets of looms

b.

Total number of plant-owned machine	Number of machine in use now			Number of machine not in use	Total	
	A.	U.	T.			
763	Machine tool	151	1	321	44	517
	Industrial machine	18	0	9	2	29
	Electric machine	71	3	42	6	119
	Others	0	0	23	0	23
	Total	240	1	395	52	688

c. Number of employee: Workers 442 Officials 78

6. Reasons why we need the using permit:

The machine herein request for it's using, is bench type and very suitable to work the sharp edge of Spindle, parts of Ring Spinning FRAME, but the almost bench-type machine are not in use now, and it can be said that it is more effective and economical to use the small fit one than to use the other larger one. Adding, the edge of spindle is important part, such being the case we need to use the machine.

7. Permitted items and number are not changed by using the machine herein request, in addition to our present equipment in use.

Kozo Nakagawa

Kozo Nakagawa

Chief Custodian

775013

28/Dec.

S 01817

S 0188717

APPLICATION
for S 01817
MOVEMENT AND AUTHORIZED USE
of
DESIGNATED REPARATION MACHINERY
AND EQUIPMENT

TOYODA AUTOMATIC LOOM WORKS, LTD.
SAKO WORKS
1716 Yoneda-cho, Nishi-ku, Nagoya

APPLICATION FOR MOVEMENT AND AUTHORIZED USE OF DESIGNATED REPARATION MACHINERY AND EQUIPMENT

Letter 18 Dec. 1950

To: Ministry of International Trade and Industry

From: Toyoda Automatic Loom Works, Ltd., Sako Works

Address: 1716 Yoneda-cho, Nishi-ku, Nagoya-city
Aichi-prefecture

1. Name and location of the plant which intends to use designated reparation machinery and equipment:

Name: Toyoda Automatic Loom Works, Ltd., Sako Works
Code NO.01-49
CategoryAircraft

Location: 1716 Yoneda-cho, Nishi-ku, Nagoya-city 8 81817
Aichi-prefecture

2. Name (code NO. and category) and location of the plant where designated reparation machinery and equipment to be used actually exist: 8 817

Name	Location	Code NO.	Category	Remarks
Fuji Industrial Co. Ltd., Omiya Plant (Former Nakajima Aircraft Co., Ltd., Omiya Plant)	Saitama pref. <i>ref.</i>	34-17	Aircraft	
Fuji Industrial Co. Ltd., Musashi Plant (Former Nakajima Aircraft Co., Ltd., Musashi Plant)	Tokyo	39-30 27	"	
Fuji Sangyo K.K., Arai Kojo (Former Nakajima Aircraft Co., Ltd., Arai Plant)	Shizuoka pref. <i>pref.</i>	37-04	"	
Mitsubishi Heavy Industries, Ltd. The 10th Works	Aichi pref.	01-27	"	
Mitsubishi Heavy Industries, Ltd. The 12th Works	"	01-30	"	
Mitsubishi Heavy Industries, Ltd. The 22nd Works	"	01-28	"	

See attached explanation as to the above-said Code NO..

3. List of designated reparation machinery and equipment to be moved and used:

Name of present owner of the reparation machinery and equipment	Idle or operation	Kind of items	NO. of items
Fuji Industrial Co., Ltd. Omiya Plant	Idle	Machine tool	8
Fuji Industrial Co., Ltd. Musashi Plant	"	"	1
Fuji Sangyo K.K., Arai Kojo	"	"	1
Mitsubishi Heavy Industries Ltd., The 10th Works	"	"	3
Mitsubishi Heavy Industries Ltd., The 12th Works	"	"	5
Mitsubishi Heavy Industries Ltd., The 22nd Works	"	"	1
Total			19

See attached sheets as to the details.

4. Necessity for movement and use of machinery and equipment:

3-01817
3-01817

A. Plant outline

a. Head plant

Date of foundation Nov. 18, 1926
 Location 2 Aburagi, Kuma
 Kariya-city
 Aichi-pref.
 Capital at the time of founding ¥ 1,000,000
 Capital at present ¥ 350,000,000

b. History

This plant was founded in 1915, as the head plant of "Toyoda Spinning and Weaving Co., Ltd." and made its business to produce the cotton yarn and cloth.

In September, 1942, owing to the regulations of the textile industry enterprises urged its forcing execution by government authorities, it was obliged to suspend the business of the company and in consequence, the original cotton yarn and cloth production thoroughly stopped.

Immediately after the end of the war, our head plant reopened its original business; manufacture of automatic looms and spinning machinery. Along this step, our plant also turned to a particular plant for the manufacture of the parts to be assembled on the bodies of looms and spinning machinery in head plant (in Kariya city), assembling the over-all machinery and equipment which had been installed in former "Nagoya Works of Toyoda Automatic Loom Works, Ltd.". In February, 1946, since the production got on its normal process, the operational scale of the plant has gradually been increased; in October 1949, initiated the mass-production of Fluted Roller which is essential parts for spinning machinery, and succeeded in its normalization in addition to up to the date products: Ring, Spindle and Gears for same machinery. Since then, in June 1950, no sooner the announcement saying official abolition of the limitation on the cotton and staple-fibre spinning plant units was disclosed than huge orders from powerful spinners in Japan have suddenly poured, and it is evident difficult thing to meet their indicated date of delivery under existing conditions, without a greater volume of production of higher grade goods by changing the obsolete machinery into more plentiful and excellent ones soon, thus we are situated.

B. Estimated number of products if the machinery be increased:

a. Actual result for the latest three-month period.

		<u>July</u>	<u>Aug.</u>	<u>Sept.</u>
	<u>Quantity</u>	<u>16,200 Pcs.</u>	<u>18,153 Pcs.</u>	<u>18,456 Pcs.</u>
<u>Spindle</u>	<u>Amount</u>	<u>¥4,353,365.</u>	<u>¥5,269,150.</u>	<u>¥5,295,070.</u>
	<u>Quantity</u>	<u>6,484 Pcs.</u>	<u>6,536 Pcs.</u>	<u>6,635 Pcs.</u>
<u>Gears</u>	<u>Amount</u>	<u>¥ 1,088,598.</u>	<u>¥1,560,300.</u>	<u>¥2,632,104.</u>
	<u>Quantity</u>	<u>45 Sets</u>	<u>57 Sets</u>	<u>62 Sets</u>
<u>Fluted Roller</u>	<u>Amount</u>	<u>¥3,404,100.</u>	<u>¥3,644,400.</u>	<u>¥8,238,000.</u>
	<u>Quantity</u>	<u>16,506 Pcs.</u>	<u>17,381 Pcs.</u>	<u>18,213 Pcs.</u>
<u>Ring</u>	<u>Amount</u>	<u>¥ 883,200.</u>	<u>¥1,122,815.</u>	<u>¥ 1,506,000.</u>
<u>Total</u>	<u>Amount</u>	<u>¥9,729,263.</u>	<u>¥11,596,665.</u>	<u>¥17,671,174.</u>

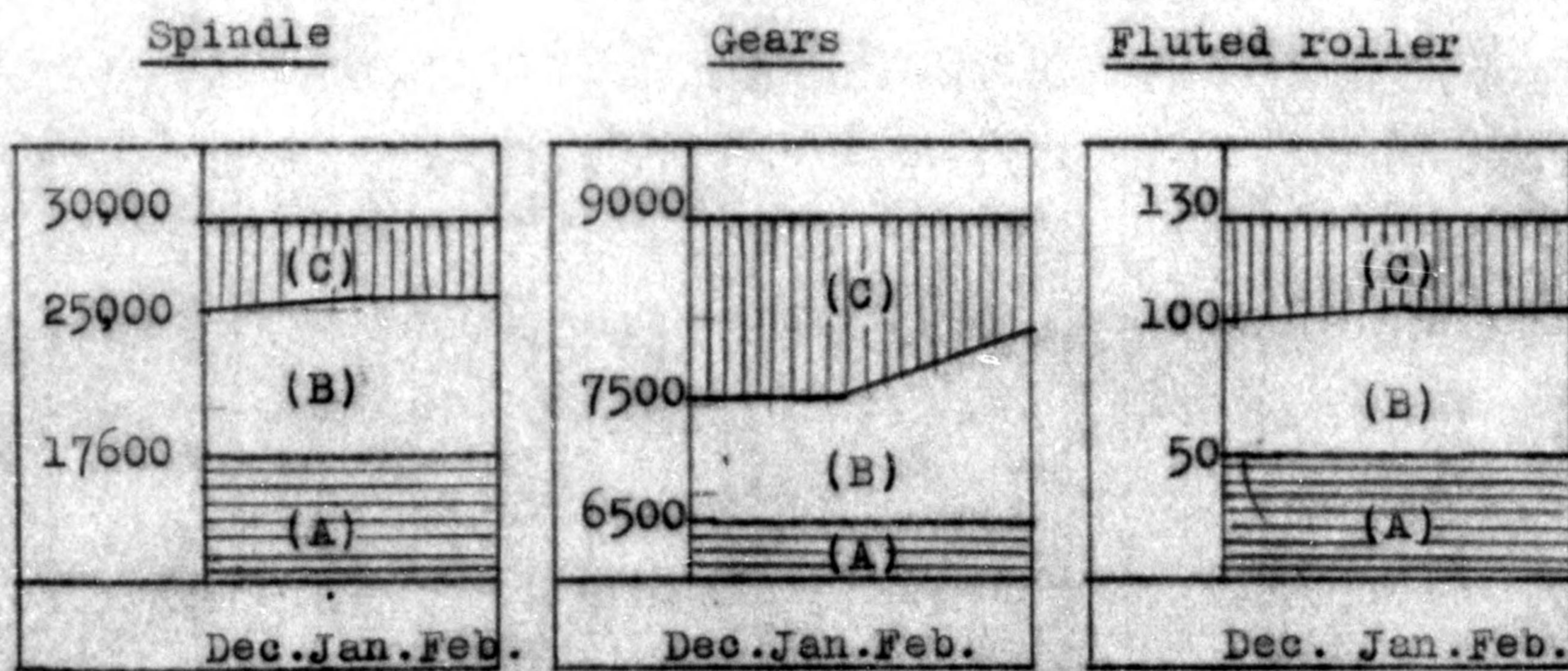
b. Estimated production quantity if the machinery under this application be used:

	<u>Dec.</u>	<u>Jan.</u>	<u>Feb.</u>
<u>Spindle</u>	<u>25,000 Pcs.</u>	<u>26,000 Pcs.</u>	<u>26,000 Pcs.</u>
<u>Gears</u>	<u>7,500 Pcs.</u>	<u>7,500 Pcs.</u>	<u>8,000 Pcs.</u>
<u>Fluted Roller</u>	<u>100 Sets</u>	<u>110 Sets</u>	<u>110 Sets</u>
<u>Ring</u>	<u>20,000 Pcs.</u>	<u>20,000 Pcs.</u>	<u>20,000 Pcs.</u>

c. Orders quantity

	<u>Dec.</u>	<u>Jan.</u>	<u>Feb.</u>
<u>Spindle</u>	<u>30,000 Pcs.</u>	<u>30,000 Pcs.</u>	<u>30,000 Pcs.</u>
<u>Gears</u>	<u>9,000 Pcs.</u>	<u>9,000 Pcs.</u>	<u>9,000 Pcs.</u>
<u>Fluted Roller</u>	<u>130 Sets</u>	<u>130 Sets</u>	<u>130 Sets</u>
<u>Ring</u>	<u>30,000 Pcs.</u>	<u>30,000 Pcs.</u>	<u>30,000 Pcs.</u>

Figuring the above three tables, follows below:



- (A)....Average of actual result for the latest three-month period
- (B)....Estimated production quantity if the machinery under this application be used.
- (C)....Orders quantity at present

d. Situation of the balance of orders to this company at October end:

<u>Products</u>	<u>Total balance</u>	<u>Dec.</u>	<u>Jan.</u>	<u>Feb.</u>	
<u>Spinning machinery</u>	<u>650,000spls.</u>	<u>65000spls.</u>	<u>70000spls.</u>	<u>75000spls.</u>	
<u>Automatic looms</u>	<u>3,500sets</u>	<u>600sets</u>	<u>650sets</u>	<u>700sets</u>	
Percentage of orders to us compared with throughout country demands	<u>Spinning machinery</u>	<u>43 %</u>	<u>30 %</u>	<u>40 %</u>	<u>40 %</u>
	<u>Automatic looms</u>	<u>25 %</u>	<u>23 %</u>	<u>25 %</u>	<u>25 %</u>

Note: Above-said percentage is presumed.

As shown on the above each table, our company has maintained the production actually resulted as below:

16,000 sps. - 20,000 sps. Monthly

(occupies nearly 20 - 30 of whole output, of spinning machinery in Japan.)

Since the plant-units enlarging plan of every spinners in Japan was informed due to the abolition of the limitation on cotton and staple-fibre spinning plant units, orders to this company has jumped up to such a huge number as 650,000 spindles of orders balance. Such being the case, our plant are forced to rise the output up to an epoch-making one, but there found unbalanced processes on the flowing-system of works in view of the arrangement of the machinery, that is the insufficiency of these machinery of which movement and use is requested herewith. Now, plenty of half-worked products are in heap on that unbalanced process due to the lack of the machinery and that causes a great obstacle for our production. If these machine-tools are filled up, we believe our production must show 50 per cent increase, going so rapid-pace as the above graphs. Products are to be assembled on the bodies of looms and spinning machinery in Kariya Head Plant, and its main markets are as follows:

Inland.... Following each spinning company:
 Dainihon, Kureha, Nisshin, Toyo
 Shikishima, and Toyo Rayon Company, etc.
 Abroad.... India, Pakistan, Mexico, South America
 and Hongkong

C. Profits must be yielded by movement and use:

It is, at present, the greatest embarrassment on the production process, insufficiency of these machinery, as applied herewith: grinding machine, milling machine gear hobbing machine, broaching machine and turret lathe. If these excellent ones are transferred, such a large profit will be yielded that it must be capable of attaining rapid-delivery of our products to outstanding spinners in Japan, keeping its high quality and smooth flow on production processes, moreover, its cost will also be cut down.

Following table shows profits on production by each machine concretely.

Name of machine	Name of products worked up	Process	Profits
Grinding machine	Spindle blade	External grinding	Production must show 50 per cent increase compared with present one.
	Fluted roller	"	Output must be doubled, and it must be acquired not only the progress of goods-quality, but safety of works arised from the improvement of paper-grinding to mechanization.
Turret lathe	Bolster Sleeve Whave	Hole finishing	Turret lathe has three times more working capacity than the common lathe. Progress and uniformity of goods-quality, simplification of precess and the sweep-off of amendment must be achieved. Production must be 50 per cent increase than now.
Broaching machine	Fluted roller	Fluting	We are designing to cut many flutes at one time by utilizing this machine, giving up present planer-using means by which we are now cutting one by one flute. Time of the process must be cut down to a half and uniformity be acquired. Production must be doubled.
Gear hobbing machine	Gears	Gear cutting	We possess 13 sets of same kind of machinery now, but with its present working capacity, 500 pieces per 1 set a month, fulfillment of production plan is impossible. Production, however, must be 20 per cent increase than now, by the effective use of this one.
Thread miller	Bolster and nuts for them	Threading	Available simplification of the process brings 50 per cent increase of production and uniformity of goods-quality.

D. Conclusion of necessity for movement and use:

To conclude the above successsibly described details, demand for our products is further beyond our producible capacity relying on present equipment and it is just our standpoint that the more plentiful and excellent machinery installation is earnestly desired at an early date. If the insufficient machinery under this application are filled up, our production will be advanced sharply by means of well-balanced and smooth circulation of works, and rapid-increase of the spinning machinery spindles in our country will be gained in short time, at the same time, moreover, abroad exporting will run high along a bold line.

Expecting thus we shall be able to contribute for proceeding peace-time industry in our country, we hereby apply for your most favourable consideration and higher appreciation of the above each article in connection with issuing the licence on the movement and use of reparation designated machinery and equipment under this application.

E. Items of existing equipment and employees:

a. Site of land and building (in tsubo)

	<u>Reparation</u>	<u>Non-reparation</u>	<u>Total</u>
<u>Land</u>	<u>3,242</u>	<u>11,933</u>	<u>15,175</u>
<u>Building</u>	<u>3,242</u>	<u>5,560</u>	<u>8,802</u>

b. Present machinery and equipment

Inside of the designated reparation workshop
(Ring, spindle and gears are being produced)

	<u>In use</u>		<u>Idle</u>	<u>Total</u>
	<u>A.U.</u>	<u>EX</u>		
<u>Machine-tool</u>	<u>148</u>	<u>316</u>	<u>115</u>	<u>579</u>
<u>Industrial equipment</u>	<u>17</u>	<u>25</u>	<u>4</u>	<u>46</u>
<u>Electric equipment</u>	<u>71</u>	<u>42</u>	<u>6</u>	<u>119</u>
<u>Total</u>	<u>619</u>		<u>125</u>	<u>744</u>

Inside of the released workshop.
(Fluted roller is being produced)

	<u>In use</u>			<u>Idle</u>	<u>Total</u>
	<u>A.U.</u>	<u>EX</u>	<u>Others</u>		
<u>Machine tool</u>	<u>4</u>	<u>8</u>	<u>120</u>	<u>0</u>	<u>132</u>
<u>Industrial equipment</u>	<u>1</u>	<u>0</u>	<u>4</u>	<u>0</u>	<u>5</u>
<u>Electric equipment</u>	<u>0</u>	<u>0</u>	<u>104</u>	<u>0</u>	<u>104</u>
<u>Total</u>		<u>241</u>		<u>0</u>	<u>241</u>

Note: All idle machinery impounded in reparation workshop are of no avail; they are special type and/or small type and/or such obsolete ones that approach to scrap-value. Authorized use machinery and EX items installed in released workshop have been moved from reparation workshop with the permission of G.H.Q. and Tokai Hokuriku Civil Affairs Region. Others have no any concern with reparation.

c. Present employees

Officials	57
Workmen	507
Total	564

Kozo Nakagawa

Kozo Nakagawa

Custodian of Toyoda Automatic Loom Works, Ltd., Sako Works

Attached:

1. Letter of Assent
2. List of machinery and equipment
3. Explanation on Code NO. of Fuji Sangyo K.K., Arai Kojo

5 01817
5 01817

List of Desired Reparation Designated Machinery and Equipment

Existing at: Fuji Industrial Co., Ltd., Omiya Plant (34-17)

Applicant: Sako Works, Toyoda Automatic Loom Works, Ltd. (01-49)

Name of items	Name of Mfg., Co.	Type and Dimensions	Inventory No.	Operation or idle	NO. of items	Remarks	
						Section	Sheet NO.
Milling Machine - Thread-External	Tsugami Ataka	Maximum work dimensions L. 1000 B. 200 I.M.D.A.C. 5 HP	34-17-908	Idle	1	Integrated facilities	169
"	"	"	34-17-942	"	1	"	169
Grinder-External-Cylindrical-Universal	Hokushin Denki	Swing 440 Center distance 660 I.M.D.A.C., 5, 1, 1/2 HP	34-17-946	"	1	"	53
Milling Machine - Thread-External	Tsugami Ataka	Maximum work dimensions L. 1000 B. 200 I.M.D.A.C., 5 HP	34-17-948	"	1	"	169
Grinder-External-Cylindrical-Universal	Hokushin Denki	Swing 250 Center distance 950 I.M.D.A.C., 5, 2, 1/2 HP	34-17-1106	"	1	"	50
"	"	"	34-17-1107	"	1	"	50
"	"	Swing 440 Center distance 660 I.M.D.A.C., 5, 1, 1/2 HP	34-17-2078	"	1	"	53
Grinder-External-Cylindrical-Plain	"	Swing 250 Center distance 950 I.M.D.A.C., 5, 2, 1/2 HP	34-17-2084	"	1	"	51
Total					8		

21970 9

List of Desired Reparation Designated Machinery and Equipment

Existing at: Fuji Industrial Co., Ltd., Musashi Plant (39-30)

Applicant: Sako Works, Toyoda Automatic Loom Works, Ltd. (01-49)

Name of items	Name of Mfg., Co.	Type and Dimensions	Inventory NO.	Operation or idle	NO. of items	Remarks	
						Section	Sheet NO.
Bronching Machine	Lepointe	2L-6 Normal pulling cap G.M.T. Max. Stroke 1220 mm Beak pulling cap. 11 M.T. Dia. of hole in Face Plate 127 mm	39-30-674	Idle	1	Miscellaneous Equipment	379
Total					1		

L181010

21970 21974000

List of Desired Reparation Designated Machinery and Equipment

Existing at: Fuji Sangyo K.K., Arai Kojo(37-04)

Applicant: Sako Works, Toyoda Automatic Loom Works, Ltd.(01-49)

Name of items	Name of Mfg., Co.	Type and Dimensions	Inventory NO.	Operation or idle	No. of items	Remarks	
						Section	Sheet NO.
Gear-Hobber Spindle	Gould & Eberhard	24 M.P.L.S. 4004430 A.C. 7.5 HP 200/220V	37-04-231	Idle	1	Integrated Facilities	176
Total					1		

List of Desired Reparation Designated Machinery and Equipment

Existing at: Mitsubishi Heavy -Industries, Ltd., The 10th Works(01-27(a))

Applicant: Sako Works, Toyoda Automatic Loom Works, Ltd.(01-49)

Name of items	Name of Mfg., Co.	Type and Dimensions	Inventory NO.	Operation or idle	NO. of items	Remarks	
						Section	Sheet NO.
Grinder-External-Cylindrical-Universal	Ikegai	Swing A.C. 3 HP A.C. 2 HP D.C. 0.5 KW	01-27(a)-83	Idle	1	Integrated Facilities	4
"	"	"	01-27(a)-84	"	1	"	5
"	"	"	01-27(a)-88	"	1	"	5
Total					3		

21870 0

775013

List of Desired Reparation Designated Machinery and Equipment

Existing at: Mitsubishi Heavy-Industries, Ltd., The 12th Works(01-30)

Applicant: Sako Works, Toyoda Automatic Loom Works, Ltd. (01-49)

Name of items	Name of Mfg., Co.	Type and Dimensions (mm)	Inventory NO.	Operation or idle	NO. of items	Remarks	
						Section	Sheet NO.
Turret Lathe	Hitachi	28	01-30-62	Idle	1	Integrated Facilities	23
Turret Lathe	Hitachi	28	01-30-97	"	1	"	24
Turret Lathe	Hitachi	450	01-30-321	"	1	"	27
Turret Lathe	Hitachi	450	01-30-352	"	1	"	30
Turret Lathe	Hitachi	450	01-30-356	"	1	"	29
Total					5		

21870

List of Desired Reparation Designated Machinery and Equipment

Existing at: Mitsubishi Heavy-Industries, Ltd., The 22nd Works (01-28)

Applicant: Sako Works, Toyoda Automatic Loom Works, Ltd. (01-49)

Name of items	Name of Mfg., Co.	Type and Dimensions	Inventory NO.	Operation or idle	NO. of items	Remarks	
						Section	Sheet NO.
Turret Lathe	Hitachi	Swing over carriage 37 cm Bed Length 170 cm	01-28-346	Idle	1	Integrated Facilities	38
Total					1		

11879

11879

Explanation On Code Number

Arai Kojo, Fuji Sangyo K.K.

(Arai Plant, Nakajima Aircraft Co., Ltd.)

<u>Code NO.</u>	<u>Name of Plants</u>
37-04	Arai Plant
37-05	Haranoya Plant
37-06	Horinouchi Plant
37-08	Kakegawa Daiichi Plant
37-09	Kakegawa Daini Plant
37-11	Miyatake Plant
37-13	Washizu Plant
37-14	Washizu Kawai Plant

All the machinery and equipment of the above plants were designated for reparation on the 20th, January 1946, and given the above mentioned code number each, but afterwards they were concentrated to Arai Plant (37-04) by an order of Military Government.

C 01817

C 01817

LETTER OF ASSENT

Date:

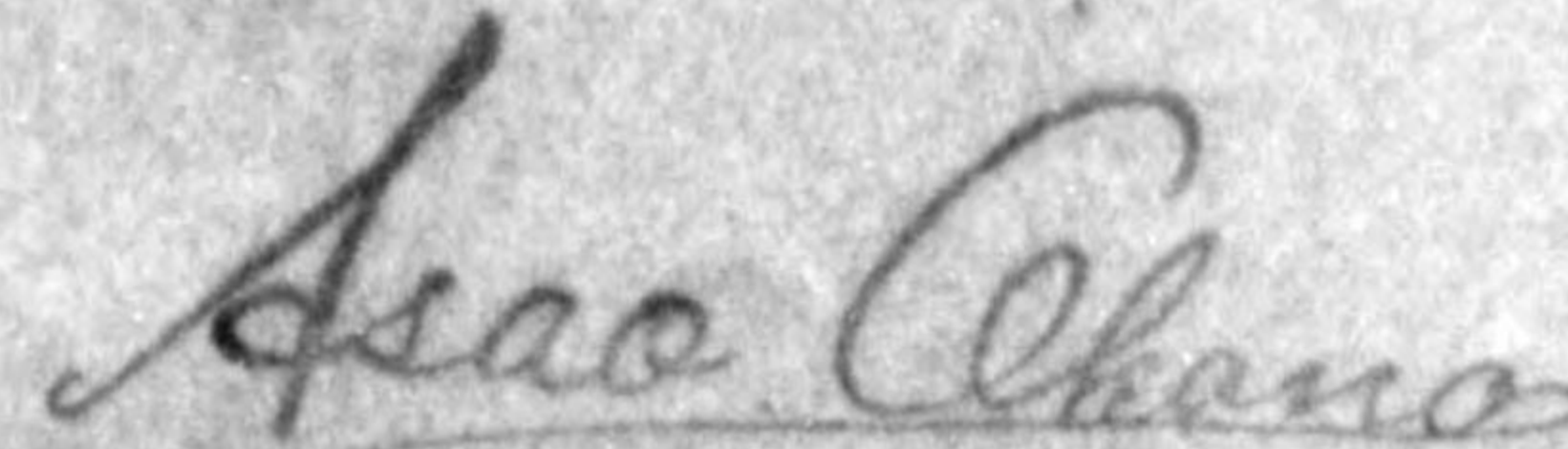
Nov. 30 1950

To: Ministry of International Trade and Industry.
FROM: Custodian of Omiya Plant, Fuji Industrial Co., Ltd.

I have no objection pertaining to rent of the reparation designated machinery and equipment, belonging to Omiya Plant, Fuji Industrial Co., Ltd. List of which is attached to the application herein and movement of the same to **Sakoo Plant of Toyoda Automatic LOOM Works, LTD.**

For the Chief Custodian of
Fuji Industrial Co., Ltd.

Signed



Asao Okano

Custodian of Omiya Plant,
Fuji Industrial Co., Ltd.

(Code No. 34-17)

9 91817


S. 01817

LETTER OF ASSENT

Date : 5th Dec. 1960

TO : Ministry of International Trade and Industry
FROM : Chief Custodian of Musashi Plant Fuji Industrial
Co., Ltd.

I have no objection pertaining to rent of the
reparation designated machinery and equipment belonging
to Musashi Plant Fuji Industrial Co., Ltd. (Code No. 39-
30, 27) list of which is attached to the application he-
rein and movement of the same to Toyoda Automatic Loom
Works, Ltd., Sako Plant. (Code No. 01-49)



Eisai Katano
Chief Custodian Of Musashi
Plant Fuji Industrial Co.,
Ltd. (39- 30, 27)

S 01817

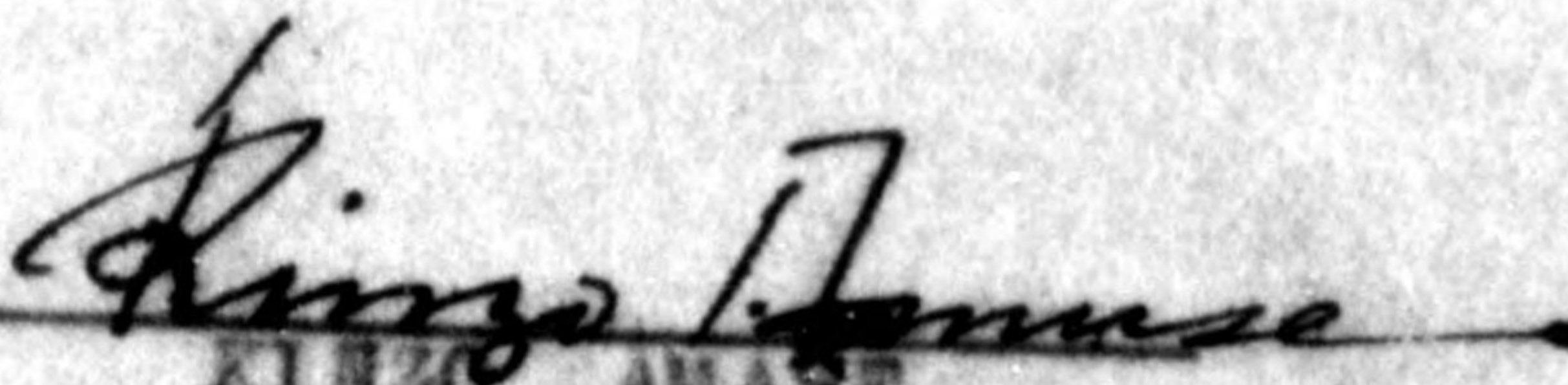
S 01817

LETTER OF ASSENT

Date: 5th. Dec. 1960

TO: Ministry of International Trade & Industry.
FROM: Chief Custodian of Arai Kojo, Fuji Sangyo K.K.

I have no objection pertaining to rent of the reparation designated machinery and equipment belonging to Arai Kojo, Fuji Sangyo K.K. List of which is attached to the application herein and movement of the same to the Sakō Plant, Toyoda Automatic Loom Works Ltd.


KINZO AMASE.

Chief Custodian,
Arai Kojo, Fuji Sangyo K.K.
(Code No. 27-04)

S 01017

S 01017

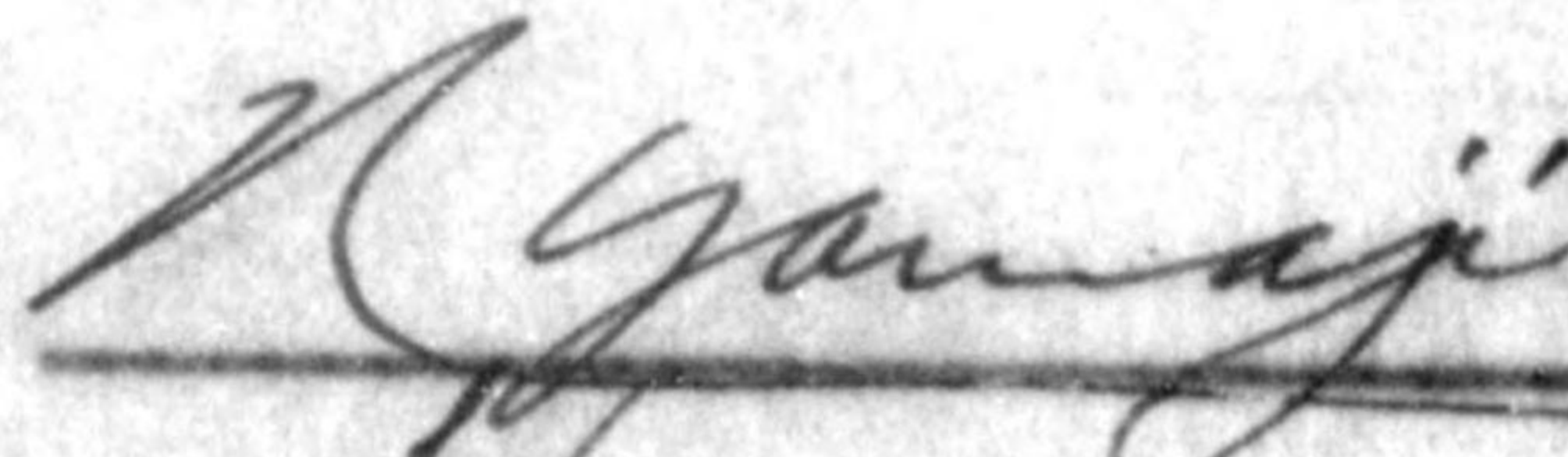
LETTER OF ASSENT

Date : 4th Decr 1950

To : Ministry of International Trade and Industry.
From : Chief Custodian of Mitsubishi Heavy-Industries, Ltd.

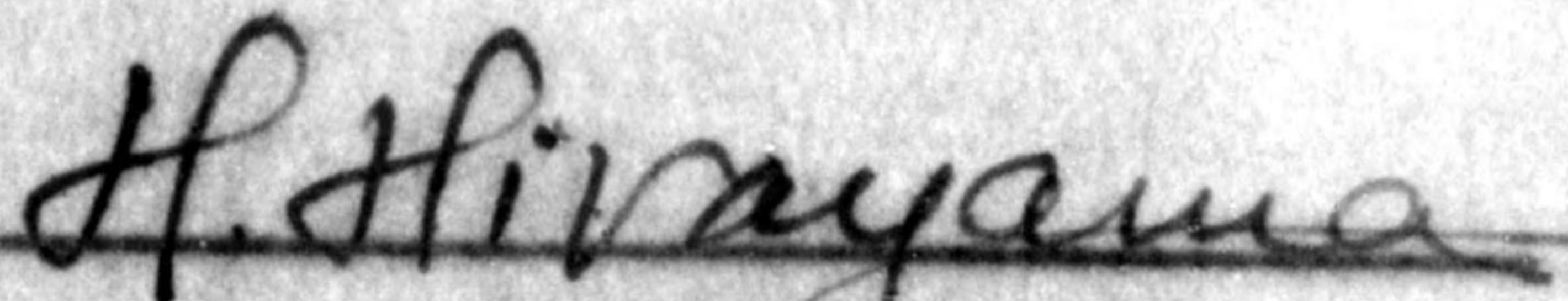
I have no objection Pertaining to rent of the designated reparation machinery and equipment (3 sets) belonging to the 10th Works (code No. 01-27) Mitsubishi Heavy-Industries, Ltd. list of which is attached to the application herein and movement of the same to the Sako plant, Toyoda Automatic Loom Works, Ltd.

signed


for Yasujiro Okano

Senior Liquidator Mitsubishi
Heavy-Industries, Ltd.

signed



Hirotsugu Hirayama
Custodian of the 10th Works
(code No. 01-27)
Mitsubishi Heavy-Industries, Ltd.

D 01817

D 01817

LETTER OF ASSENT

Date: 6th Dec. 1960

To : Ministry of International Trade and Industry.
From : Chief Custodian of Mitsubishi Heavy-Industries, Ltd.

I have no objection pertaining to rent of the designated reparation machinery and equipment (5 sets) belonging to the 12th Works (code No. 01-30) Mitsubishi Heavy-Industries, Ltd. list of which is attached to the application herein and movement of the same to the Sako plant, Toyoda Automatic Loom Works, Ltd.

signed Y. Yasujiro
for Yasujiro Okano
Senior Liquidator Mitsubishi Heavy-Industries, Ltd.

signed Susumu Okada
Susumu Okada
Custodian of the 12th Works (code No. 01-30) Mitsubishi Heavy-Industries, Ltd.

5 01317
5 01317

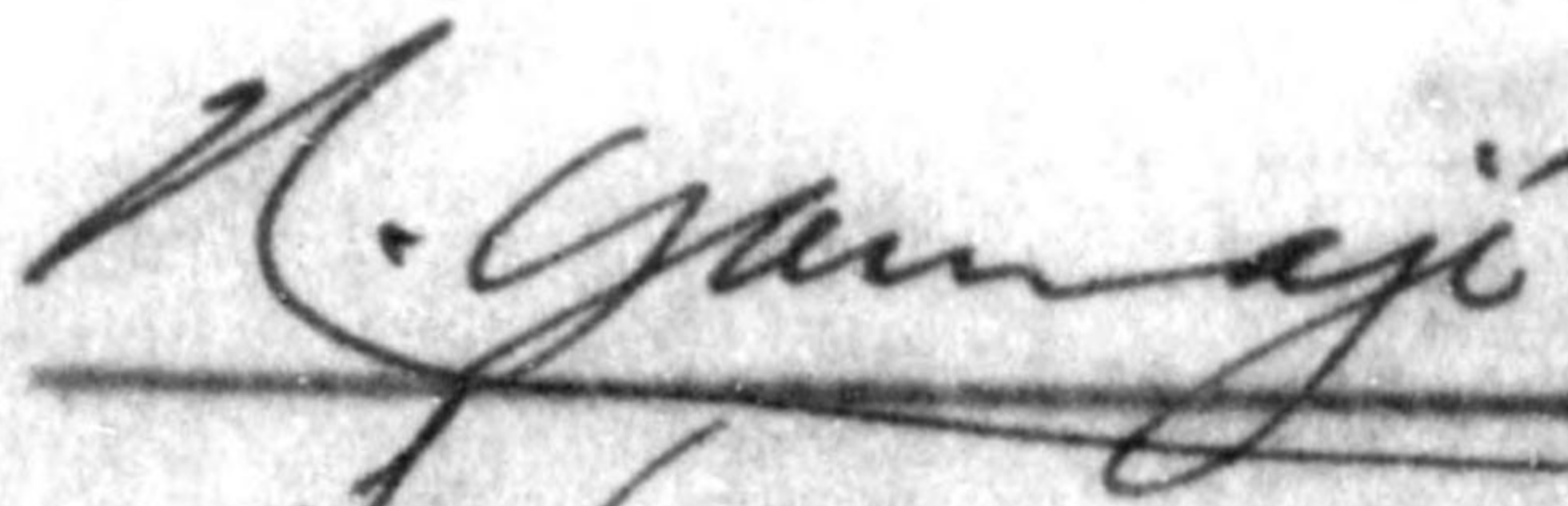
LETTER OF ASSENT

Date: 5th Dec. 1950.

To : Ministry of International Trade and Industry.
From : Chief Custodian of Mitsubishi Heavy-Industries, Ltd.


I have no objection pertaining to rent of the designated reparation machinery and equipment (1 set) belonging to the 22nd Works (code No. 01-28) Mitsubishi Heavy-Industries, Ltd. list of which is attached to the application herein and movement of the same to the Sako plant, Toyoda Automatic Loom Works, Ltd.

signed


Yasujiro Ueno

Senior Liquidator Mitsubishi
Heavy-Industries, Ltd.

signed



Tatsujiro Ishida

Custodian of the 22nd Works
(code No. 01-28)
Mitsubishi Heavy-Industries, Ltd.

L 01817

L 01817

28/Dec.

APPLICATION
for
MOVEMENT AND AUTHORIZED USE
of
DESIGNATED REPARATION MACHINERY
AND EQUIPMENT

TOYODA AUTOMATIC LOOM WORKS, LTD.

1, 2-chome, Aburagi, Kuma, Kariya-city
Aichi-prefecture

To: Ministry of International Trade and Industry

From: President of Toyoda Automatic Loom Works, Ltd.

Address: 1, 2-chome, Aburagi, Kuma, Kariya-city
Aichi-prefecture

1. Name (Code NO.) and Location of the plant which intends to use designated reparation machinery and equipment;

Name: Kariya Plant, Toyoda Automatic Loom Works, Ltd.

(Non-reparation plant)

Location: 1, 2 cho-me, Aburagi, Kuma, Kariya-city
Aichi-prefecture

2. Name (Code NO. and Category) and Location of the plant where designated reparation machinery and equipment to be used actually exist:

Name	Location	Code NO.	Category	Remarks
Fuji Industrial Co. Ltd., Omiya Plant (Former Nakajima Aircraft Co., Ltd., Omiya Plant)	Saitama pref.	34-17	Aircraft	
Fuji Industrial Co. Ltd., Musashi Plant (Former Nakajima Aircraft Co., Ltd. Musashi Plant)	Tokyo	39-30 27	"	
Fuji Sangyo K.K., Arai Kojo (Former Nakajima Aircraft Co., Ltd., Arai Plant)	Shizuoka pref.	37-04	"	
Mitsubishi Heavy-Industries, Ltd. The 4th Works	Aichi pref.	01-25	"	
Mitsubishi Heavy-Industries, Ltd. The 8th Works	Kyoto pref.	22-09	"	
Mitsubishi Heavy-Industries, Ltd. The 10th Works	Aichi pref.	01-27	"	
Mitsubishi Heavy-Industries, Ltd. The 22nd Works	"	01-28	"	
Mitsubishi Heavy-Industries, Ltd. The 12th Works	"	01-30	"	

Note: See enclosed explanation on Code NO. of Fuji Sangyo K.K., Arai Kojo.

3. List of designated reparation machinery and equipment to be moved and used:

Name of present owner of the reparation machinery and equipment	Idle or operation	Kind of items	NO. of items
Fuji Industrial Co., Ltd. Omiya Plant	Idle	Machine tool	16
Fuji Industrial Co., Ltd. Musashi Plant	"	"	17
Fuji Sangyo K.K., Arai Kojo	"	"	17
Mitsubishi Heavy-Industries Ltd., The 4th Works	"	"	4
Mitsubishi Heavy-Industries Ltd., The 8th Works	"	"	1
Mitsubishi Heavy-Industries Ltd., The 10th Works	"	"	4
Mitsubishi Heavy-Industries Ltd., The 22nd works	"	"	6
Mitsubishi Heavy-Industries Ltd., The 12th Works	"	"	8
Total			73

See attached sheets as to the details.

4. Necessity for movement and use of designated reparation machinery and equipment:

A. Outline of our factory

- a. Date of foundation Nov. 18, 1926
- b. Capital at the time of foundation ¥ 1,000,000.
- c. Capital at present ¥ 350,000,000.
- d. Number of shares at present 7,000,000.
- e. History of our factory

This factory was established here in Kariya City, Aichi Prefecture in 1926, as the maker of the automatic looms, originally invented by the late Mr. Sakichi Toyoda. Since its establishment strenuous efforts were made to go through steady expansion of its operational scale; The manufacturing of the spinning machines was started in 1929. This factory made such wonderful progress that its production capacity could meet the domestic demand for spinning and weaving machines and also open their markets overseas, mainly in China, India and Thailand by 1931. As world war II advanced, however, the Japanese Government Authorities placed a ban upon the operation of the peace-time industries in September 1942, thereby putting the manufacturing of spinning and weaving machines to a halt. Consequently this factory was forced to turn aside to making of automobile parts, internal combustion engines, etc., gradually.

Meanwhile two branch plants were newly founded: Sako Plant in Nagoya in 1943 and Obu Plant at Obu-cho, Aichi Prefecture in 1944. As the peace-time industries were restored gradually in February, 1946, this factory reopened its original enterprises, utilizing intact all the standing plant units and equipment: Manufacturing of spinning and weaving machines.

Ever since this factory has been engaged in the making of spinning and weaving machines for export as well as for the domestic demand associated with the re-installation program of our textile industry, and in August 1947 this factory was designated as operator of the enterprises designated by the Ministry of Commerce and Industry in accordance with the regulations of the enterprises designated by the above Ministry, and we have made effort to produce the spinning machines 16,000 spindles and 170 automatic looms in April this year. Since then in order to meet the sharp increase in the demand for our machines following the official abolition of the limitation on the cotton and staple-fibre spinning plant units in June, 1950 our most unlimited efforts have been made for higher production efficiency and operational rationalization with the monthly production goal set at 60,000 spinning spindles, and 600 automatic looms to be reached before the end of this year.

B. Estimated number of products if the machinery be increased:

a. Actual results for the latest three month period

		July	Aug.	Sept.
<u>Spinning machinery</u>	<u>Quantity</u>	<u>20,705spls.</u>	<u>28,709spls.</u>	<u>37,239spls.</u>
	<u>Amount</u>	<u>¥181,237,000</u>	<u>¥205,237,000</u>	<u>¥215,986,000</u>
<u>Automatic loom</u>	<u>Quantity</u>	<u>413units</u>	<u>454units</u>	<u>461units</u>
	<u>Amount</u>	<u>¥46,026,000</u>	<u>¥48,592,000</u>	<u>¥53,767,000</u>
<u>Spare parts for spinning machinery</u>	<u>Quantity</u>	<u>162 tons</u>	<u>229 tons</u>	<u>291 tons</u>
	<u>Amount</u>	<u>¥21,671,000</u>	<u>¥28,478,000</u>	<u>¥40,532,000</u>
<u>Total</u>	<u>Amount</u>	<u>¥248,934,000</u>	<u>¥282,307,000</u>	<u>¥310,285,000</u>

b. Estimated production quantity if the machinery be increased:

	Dec.	Jan.	Feb.
<u>Spinning machinery</u>	<u>55,000spls.</u>	<u>60,000spls.</u>	<u>70,000spls.</u>
<u>Automatic loom</u>	<u>550units</u>	<u>600units</u>	<u>700units</u>
<u>Spare parts</u>	<u>320 tons</u>	<u>355 tons</u>	<u>355 tons</u>

Rate of increase on the basis of 100 for November 1950

<u>Spinning machinery</u>	<u>150 %</u>	<u>163 %</u>	<u>189 %</u>
<u>Automatic loom</u>	<u>120 %</u>	<u>134 %</u>	<u>175 %</u>

C. Orders quantity of our main products

<u>Products</u>	<u>Total quantity at the end of October</u>	<u>Dec.</u>	<u>Jan.</u>	<u>Feb.</u>
<u>Spinning machinery</u>	<u>650,000 spls.</u>	<u>65000spls.</u>	<u>70000spls.</u>	<u>75000spls.</u>
<u>Automatic loom</u>	<u>3,500 units</u>	<u>600units</u>	<u>650units</u>	<u>700units</u>

Percentage of orders to us compared with throughout country demands.

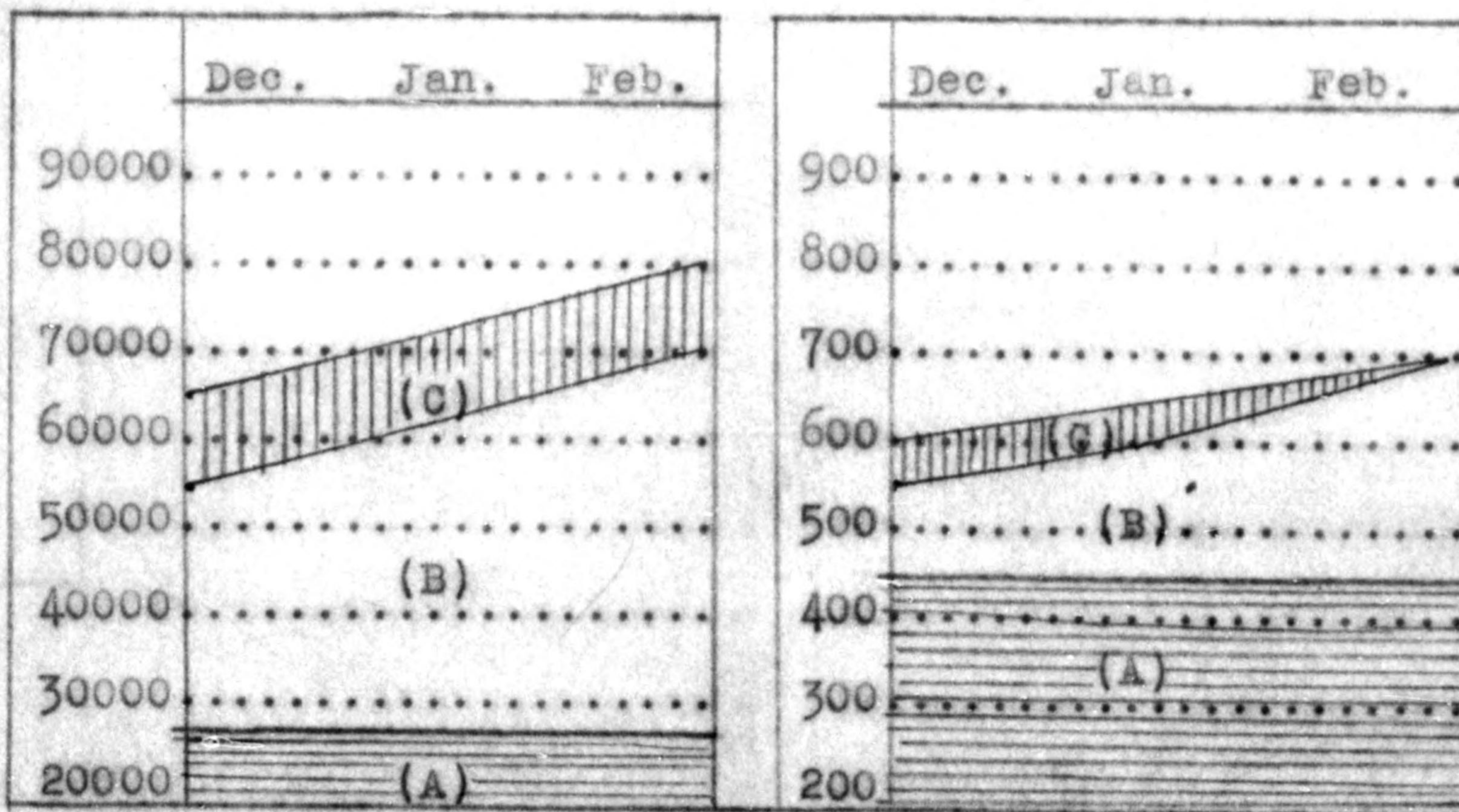
<u>Spinning machinery</u>	<u>43 %</u>	<u>38 %</u>	<u>40 %</u>	<u>40 %</u>
<u>Automatic loom</u>	<u>25 %</u>	<u>23 %</u>	<u>25 %</u>	<u>25 %</u>

Note: Above-mentioned percentage is presumed.

Graphic representing the above three tables as follows:

Spinning machinery

Automatic loom



Note: (A).... Average of actual results for the latest three month period
 (B).... Estimated production quantity if the machinery be increased
 (C).... Orders quantity at present per month

d. Estimated orders quantity now we are enable to receive

<u>Spinning machinery</u>	<u>For export</u>	<u>For domestic</u>	<u>Total</u>
	<u>95000spls.</u>	<u>210000spls.</u>	<u>305000spls.</u>
<u>Automatic loom</u>	<u>3000units</u>	<u>2700units</u>	<u>5700units</u>

e. Main market

Inlands: Following each spinning company:
 Dainihon, Kureha, Hisshin, Toyo, Shikishima
 Kanegafuchi, Fuji, Kurashiki and etc.
 Following rayon textile mills:
 Toho, Shinko, Toyo and etc.

Abroad: India, Pakistan, England, Egypt, Mexico
 South America, Hongkong and etc.

The above tables show that we have maintained the monthly production level of 35,000 spindles spinning machines and 450 units automatic looms (about 30 per cent in Japan) for export and domestic markets.

As we have mentioned in the previous paragraphs, however, the volume of the orders we are receiving for our machines is far exceeding our maximum production capacity attainable, in consequence of the greater domestic demand spurred by the official abolition of the limitation on cotton and staple-fibre spinning plant units and also a sharp increase in orders field by the old foreign clients due to the change of the foreign market conditions.

Consequently in order to execute these inflowing urgent orders for our machines we are required to reach our planned higher production capacity as soon as possible, through epoch making replacement of our plant equipment and facilities and also improvement of our processing system and technique.

C. Number of machinery and equipment necessary for higher production capacity.

a. Designated reparation machinery and equipment to be moved and used	73 units
b. Machine-tools outside above machinery and equipment (new and used)	68 units
c. Special machine-tools for manufacturing of spinning and weaving machines	215 units
d. Industrial equipment	65 units
e. Heat-treating furnace, Drying furnace, Electric furnace and etc.	5 sets
f. Battery-cars	6 units
Total	432 units

D. Benefits accruing from the incoming plant units:

The greater parts of the machine-tools presently at work in our plants have been put in service since opening of our factory in 1925. Therefore they have been superannuated beyond repair and operation through long service, naturally demanding speedy replacement for excellent ones. Moreover, we are racking our brains in connection with the replacement program of Cylindrical grinding machine, Gear hobbing machine, Thread milling machine, Milling machine and etc., which remains a bottle neck in the way of our effective plant operation.

On completion of these replacement program, which is entirely dependent upon esteemed approval of the transfer and utilization of the reparation-equipment, it is predictable enough that we shall never fail to reach the higher production goal and attain the better quality of our machines.

Thereby enabling ourselves to execute the orders field by the outstanding spinning companies in Japan more speedy and the subsequent reduction in production cost through mass production. These far-reaching benefits accruing from the planned transfer use of the machine-tools for replacement are self-evident.

The substantial benefits accompanying the replacement programs are classified as follows:

Name of machine	NO. of machine	Name of products worked up	Process	Benefits
Grinding machine-External	6	Spinning machinery and auto-matic loom	External grinding	About 40 per cent increase in production and also the safety of works must be acquired from the improvement of paper grinding to mechanization.
Surface grinder	2	Spinning machinery	Surface grinding	Production must be doubled from the improvement of hand working to mechanization.
Centerless grinder	2	"	"	In addition to existing two items, use of these machinery will mark doubled production and sweep-off of coarsed products considerably made by subcontracting factories.
Internal grinding machine	2	"	Internal grinding	Lack is covered and uniformity of products depending on subcontracting factories is swept and production must be about 30 per cent increase.

Special tool grinding machine	1	For tools	Cutting-tool grinding	Weaknesses on grinding process must be removed in consequence of the plentiful milling cutters use, as well as the production increase.
Milling machine	23	Spinning machine and automatic loom	Surface finishing	Not only the better quality and cost reduction, but about 60 per cent increase in production must be acquired.
Turret lathe	13	"	Mass production of small sized parts	The working capacity of a turret lathe is about three times as large as a common lathe, and better quality, simplification of process and cost reduction must be acquired.
Thread miller	2	Spinning machine	Threading	Available simplification of process, must make 50 per cent increase in production, as well as the uniformity and better quality be acquired.
Gear hobbing machine	8	"	Gear cutting	Lack is covered and production must be about 20 per cent increase.
Drilling machine	8	Spinning machinery and automatic loom	Drilling	Lack is covered and production must be about 30 per cent increase.
Broaching machine	2	"	Key-way finishing	Speeding up the finishing from the improvement of up to date manufacturing method must uplift production by about 50 per cent.
Radial machine drilling	2	"	Drilling	These machinery are used for working and assembling large-sized parts of spinning and weaving machinery. Production must be about 30 per cent increase.
Cold saw	1	Iron materials cutting	cutting	Poor capacity of cutting iron materials is made powerful by about 20 per cent.
Plano miller	1	Spinning machinery	Side finishing	The lack machines to work large-sized parts are supplied and production must run up by 20 per cent.
Drilling units	7	Spinning machine and automatic loom	producing special machine	The use of these units is very available for manufacturing special machines for spinning and weaving machinery.

E. Conclusion:

Summarizing the situations necessitating the transfer and utilization of the plant units, so far we have delated upon each of the situations justifying this petition of ours. In conclusion the reasons are summarized as follows:

1. To meet the increasing demand of our machines both from domestic spinners and foreign clients, which by far exceeds the maximum production capacity attainable presently at our plant.
2. To successfully effect the epoch making improvement of our processing technique and system not only to compete favorably with foreign-made machines in quality but to help elevate the production capacity and quality on the parts of the cotton and staple-fibre textile industry of Japan. Therefore it is urgently required that the proposed expansion program of our plant be carried out in order to cope with the growing demand for our machines and also to contribute toward steady development of the Japanese textile industry, thereby doing our bit to push a step further on the road to the rehabilitation and reconstruction of the peace time industries of Japan. Under these circumstances you are respectfully requested to take the above-mentioned situations into considerations and take steps to permit us to transfer for utilization of the reparation designated machinery and equipment, of which the detailed list is hereto attached. You can rest assured that we shall maintain the above listed machines in good shape while in operation at our factory.

F. Items of existing equipment and employees:

a. Site of land and building (in tsubo)

Land.....	38383
Building	19524 (122 ridges)

b. Machinery and equipment at present

Machine-tools	935
Industrial equipment	388
Electric equipment	1403
Transport-cars	54
Total	2780

c. Employees

Officials	545
Workmen	2347
Total	2892



Taizo Ishida

President of Toyoda Automatic
Loom Works, Ltd.

Attached:

1. Letter of Assent
2. List of machinery and equipment
3. Explanation on Code NO. of Fuji Sangyo
K.K., Arai Kojo

Explanation on Code Number

Arai Kojo, Fuji Sangyo K.K.

(Arai Plant, Nakajima Aircraft Co., Ltd.)

<u>Code NO.</u>	<u>Name of Plants</u>
37-04	Arai Plant
37-05	Haranoya Plant
37-06	Horinouchi Plant
37-08	Takegawa Daiichi Plant
37-09	Takegawa Daini Plant
37-11	Miyatake Plant
37-13	Washizu Plant
37-14	Washizu Kawai Plant

All the machinery and equipment of the above plants were designated for reparation on the 20th, January 1946, and given the above mentioned code number each, but afterwards they were concentrated to Arai Plant (37-04) by an order of Military Government.

List of Desired Reparation Designated Machinery and Equipment

No. 1

(Fuji Industrial Co. Ltd. Omiya plant)

Kariya plant, Toyoda Automatic Loom Works, Ltd.

No.	Name of Items	Name of Mfg. Co.	Type & Dimension (mm)	Inventory No.	Operation or Idle	No. of Items	Remarks	
							Section	Sheet No.
1	Drilling Machine -Vertical	Mitsubishi Kosaku	Drilling Capacity 25 Swing 380 I. M. D. A. C., 1 H.P.	34-17-397	Idle	1	Integrated Facility	20
2	"	"	" A. C., "	34-17-399	"	1	Ditto	20
3	Milling Machine -Thread-External	Tsugami Ataka	Max. Work Dimension L 1000 D 200 I.M.D. A.C., 5H.P.	34-17-904	"	1	Ditto	168
4	Milling Machine -Knee-Horizontal -Plain	Ikegai Tekko	Longitudinal feed 1100 Cross " 420 Vertical " 250 I. M. D. A.C., 15 H.P.	34-17-1179	"	1	Ditto	145
5	"	"	" "	34-17-1181	"	1	Ditto	145
6	Drilling Unit	Mitsui Seiki	Swing 600 I. M. D. A. C., 10 H.P.	34-17-1469	"	1	Miscellaneous Equipment	186
7	"	"	" "	34-17-1473(a)	"	1	Ditto	186
8	"	"	" "	34-17-1473(b)	"	1	Ditto	186
9	Drilling Machine -Vertical	Mitsubishi Kosaku	Drilling Capacity 25 Swing 380 I. M. D. A. C., 1 H.P.	34-17-1631	"	1	Integrated Facility	36
10	Lathe-Turret -Saddle	Warner & Swasey	Bar Capacity 95 Swing Over bed 520 I. M. D. A. C., 15 H.P.	34-17-1847	"	1	Ditto	132

DECLASSIFIED E.O. 12065 SECTION 3-402/NNDG NO. 775013

11	Drilling Machine -Horizontal	Feyoda Koki	Swing 600 I. M. D. A. C., 7.5 H.P.	34-17-1874	Idle	1	Integrated Facility	29
12	Lathe-Turret -Saddle	Warner & Swasey	Bar Capacity 95 Swing over bed 520 I. M. D. A. C., 15 H.P.	34-17-1889	"	1	Ditto	133
13	Grinder-Cylindrical -Centerless	Nihon Kemaki	Grinding Capacity 25 L. M. D. A. C., 5.1/2 H.P.	34-17-1971	"	1	Ditto	68
14	"	"	" "	34-17-1972	"	1	Ditto	68
15	Drilling Machine -Vertical	Mitsubishi Kosaku	Drilling Capacity 25 Swing 380 I. M. D. A. C., 1 H.P.	34-17-2012	"	1	Ditto	36
16	"	"	" "	34-17-2379	"	1	Ditto	30
			Total			16		

List of Desired Reparation Designated Machinery and Equipment

(Fuji Industrial Co., Ltd., Musashi plant)

No. 1

Kariya plant, Toyoda Automatic Loom Works, Ltd.

No.	Name of Items	Name of mfg. Co.	Type & Dimension (mm)	Inventory No.	Operation or Idle	No. of Items	Remarks	
							Section	Sheet No.
1	Vertical Milling	K & T	No. 3H Long feed 650 mm cross feed 300 mm Vert. feed 420 mm work surface of table 1625mm X 345mm Ram traverse 270 mm	39-30-263	Idle	1	Misce- llaneous Equip- ment	299
2	Vertical Milling	K & T	No. 3H Ditto	39-30-264	Idle	1	Ditto	299
3	Radial Drilling Machine	American	Drilling Capacity 60mm Spindle stroke 305mm Max. distance spindle to Base 1400mm Column Dia. 11" Size of Base 1400mm X 790mm	39-27-391	Idle	1	Ditto	951
4	Plain Milling	K & T	No. 2H Long feed 711mm Cross feed 254mm Vert. feed 410 mm work surface of table 1170mm X 290 mm	39-30-406	Idle	1	Ditto	312
5	Internal Grinder	Heald	No. 81 Sw. over table 440mm Table stroke 200mm Sw. in cover 260mm	39-30-519	Idle	1	Ditto	162
6	Gear Hobber	Pfauter	RS $\frac{1}{2}$ Pitch dia. 380mm Face 200mm	39-30-643	Idle	1	Ditto	82
7	Plain Milling	K & T	No. 3H Long feed 650mm Cross feed 300mm Vert. feed 430mm work surface of table 1625mm X 346mm	39-30-1080	Idle	1	Ditto	314

8	Vertical Milling	K & T	No. 2H Long feed 711 mm Cross feed 254 mm Vert. feed 410 mm Work surface of table 1170 mm X 230 mm	39-30-1098	Idle	1	Miscellaneous Equipment	327
9	Vertical Milling	K & T	No. 2H Ditto	39-30-1102	Idle	1	Ditto	327
10	Surface Grinder	Norton	870 mm Table work size 11170mm Dia. & thick of wheel 6" X 1" Max. distance spindle center to table 360 mm	39-30-1344	Idle	1	Ditto	133
11	Vertical Broaching Machine	Lepointe	V-1 Capacity 5 MT Max. Length of broach 106 mm /I. M.D. Hydraul.	39-30-1506	Idle	1	Ditto	19
12	Radial Drilling Machine	American	Drilling capacity 60 mm Spindle stroke 305 mm Max. distance spindle to base 1400 mm Column Dia. 11" Size of base 1400mm X 750mm	39-30-1539	Idle	1	Ditto	50
13	Surface Grinder	Karl Jung	G-b Pitch dia. 380 mm Face 200 mm	39-30-1651	Idle	1	Ditto	154
14	Plain Milling	K & T	No. 2H Long feed 711 mm Cross feed 254 mm Vert. feed 410 mm Work surface of table 1170 mm X 230 mm	39-30-2319	Idle	1	Ditto	524
15	Plain Milling	K & T	No. 2 H Ditto	39-30-2324	Idle	1	Ditto	523
16	Drilling Unit	Excello	No. 25 Capacity of Hydraulic Reservoir 5.5 Gal Number of Drills max. 32 Drill dia. 6.3 mm feed per revolution per min- 0.12 mm. Max. spindle travel 254mm Max. distance spindle center to base 185 mm	39-27-333	Idle	1	Ditto	970

17	Drilling unit	Excello	No. 25 Capacity of hydraulic Reservior 5.5 gal Number of drills max. 32 Drill dia. 6.3 mm feed per revolution per min- 0.12 mm. Max.spindle travel 254mm Max. distance spindle center to base 185 mm	39-27-511	Idle	1	<u>No. 3</u> Miscellaneous Equipment	970
Total						17		

List of Desired Reparation Designated Machinery and Equipment
(Fuji-Sangyo K.K, Arai Kojo)

No. 1

Kariya Plant, Toyoda Automatic Loom Works, Ltd.

No.	Name of Items	Name of Mfg.Co.	Type & Dimension (mm)	Inventory No.	Operation or Idle	No. of Items	Remarks	
							Section	Sheet No.
1	Milling Bed Horizontal	Hitachi	Simply MU-3 Size of L. Feed-780 C.H.J. 420 Size of table 400x1700 A.C. 3 HP 200/220V 50/60 cy	37-04-02	Idle	1	Integrated Facility	90
2	Grinding Internal	Heald	Internal (I.M.D.) No. 70A Swing 400 max. D of B & L 200-300 D & T of Wheel 80x15 A.C. 3 HP 200/220V	37-04-77	"	1	"	143
3	Grinding Machine Plain	Hitachi	GG-25-150 Swing 300 C to C 1500 Hydraulic System D & T of wheel 600x50 A.C.15 KW 200/220V	37-04-234	"	1	"	147
4	Grinding Machine Plain	Hitachi	Ditto	37-04-235	"	1	"	147
5	Milling -Knee- Horizontal	Hitachi	M. No. 2 Size of L.C & V Feed 600x260x540 Size of Table 265x340 A.C 5 HP 200/220V	37-04-282	"	1	"	78
6	Milling-Knee -Vertical	Hitachi	M. No. 2 Size of L. C & V Feed 600x260x540 Size of Table 265x1340 A. C. 5 HP 200/220 V	37-04-303	"	1	"	79
7	Milling-Knee -Vertical	Hitachi	Ditto	37-04-401	"	1	"	79
8	Milling Bed Horizontal	Hitachi	Simply Mu-3 Size of L. Feed-780 G.H.T.-420 Size of Table 400x700 A.C. 3 HP 200/220V	37-04-440	"	1	"	90

DECLASSIFIED E.O. 12065 SECTION 3-402/NNDG NO. 775013

775013

No.	Name of Mfg.Co.	Type & Dimension (mm)	Inventory No.	Operation or Idle	No. of Items	Remarks		
						Section	Sheet No.	
9	Milling Bed Horizontal	Hitachi	Simply Mu - 3 Size of L. Feed - 780 G.H.T.-420 Size of Table 400x700 A.C. 3 HP 200/220V	37-04-441	Idle	1	Integrated Facility	90
10	Milling Bed Horizontal	Hitachi	Ditto	37-04-479	"	1	"	91
11	Milling Bed Horizontal	Hitachi	Ditto	37-04-481	"	1	"	91
12	Milling planer	Osaka-kiko	M.P.P. 300 Max. Size work can be machined 3400x800x 1300 Size of Table 830x3300 No. of Spindle 4 A.C. 9 HP 200/220V	37-04-576	"	1	"	103
13	Milling-Knee -Vertical	Hitachi	M.No. 2 Size of L.C & V Feed 600x260x240 Size of Table 265-1340 A.C., 5 HP 200/220V	37-04-723	"	1	"	79
14	Broaching Machine Vertical	Fujikoshi	Vertical (I.M.D.) N.B. V-5 Pressure 5 M.P. Max L.S.914 Hydraulic Mole change Motor A.C 10/7 HP 200/220V	37-04-874	"	1	"	176
15	Drilling Unit	Excello	L; 1400 W. 400 H. 480 Spindle height 180	37-04-1574	"	1	Miscellaneous	260
16	Milling-Knee -Vertical	Hitachi	M. No. 2 Size of L.C. & V Feed 600x260x540 Size of Table 265-1340 A.C. 5 HP 200/220V	37-04-1647	"	1	Integrated Facility	79
17	Grinding Crank shaft	Morton	No. 11 Swing 660 C to C 1350 Hydraulic System D & T of Wheel 914x85 A.C. 25 HP 200/220V	37-13-08	"	1	"	152
					Total			17

List of Desired Reparation Designated Machinery and Equipment
(Mitsubishi Heavy-Industries, Ltd. Daiko plant)

Kariya plant, Toyoda Automatic Loom Works, Ltd.

No.	Name of Items	Name of mfg. Co.	Type & Dimension(mm)	Inventory No.	Operation or Idle	No. of Items	Remarks	
							Section	Sheet No.
1	Milling Machine-Knee Vertical	Milwaukee	No. 2 KS' 1420 x 300	01-25(c)-15	Idle	1	Integrated Facility	Page 151 (of 187)
2	Sawing Machine-Rotary	Komatsu	NNB-460 460	01-25(a)-62	"	1	Miscellaneous Equipment	P. 117 (of 519)
3	Drilling Machine Vertical, Cal, Multiple	Natoco	B-225 H 16" x 16"	01-25(a)-523	"	1	"	P. 82 (of 519)
4	Drilling Machine Vertical	"	D-5 25 - 250	01-25(a)-1076	"	1	"	P. 65 (of 519)
	Total					4		

List of Desired Reparation Designated Machinery and Equipment

(Mitsubishi Heavy-Industries, Ltd. Katsura plant)

Kariya plant, Toyoda Automatic Loom Works, Ltd.

No.	Name of Items	Name of mfg. Co.	Type & Dimension (mm)	Inventory No.	Operation or Idle	No. of Items	Remarks	
							Section	Sheet No.
1	Milling m/c Thread	Reinecker	Swing over Bed 225 Swing over carriage 200 Bed Length 1,100	22-09-1071	Idle	1	Authorized use	283
		Total				1		

List of Desired Reparation Designated Machinery and Equipment
 (Mitsubishi Heavy-Industries, Ltd. Iwatsuka plant)

Kariya plant, Toyoda Automatic Loom Works, Ltd.

No.	Name of Items	Name of mfg. Co.	Type & Dimension (mm)	Inventory No.	Operation or Idle	No. of Items	Remarks	
							Section	Sheet No.
1	Milling Machine- Knee Vertical	Milwaukee	LxGxV 300x300x700 (IMD) AC 7.5 H.P.	01-27(a)-47	Idle	1	Integrated Facilities	3
2.	Drilling Machine Vertical	Natoko	S. & D. CP 550x12	01-27(a)-1431	"	1	"	34
3	Grinder Tool Cutter Universal	G & E	Dia. of Stone Work Table 150 x 170	01-27(a)-1099	"	1	"	21
4	Grinder External Cylindrical	Mitsui Seiki	S. & G. T.C 170 x 750	01-27(a)-2087	"	1	"	36
	Total					4		

775013

List of Desired Reparation Designated Machinery and Equipment

(Mitsubishi Heavy-Industries, Ltd. Koromo Plant)

Kariya plant, Toyoda Automatic Loom Works, Ltd.

No.	Name of Items	Name of mfg. Co.	Type & Dimension (mm)	Inventory No.	Operation or Idle	No. of Items	Remarks	
							Section	Sheet No.
1	Lathe-Turret	Hitachi	Swing over Bed 46 cm Round bar Capacity 6 cm	01-28-28	Idle	1	Authorized use	113
2	Lathe-Turret	"	Swing over Bed 46 cm Round bar Capacity 6 cm	01-28-39	"	1	"	113
3	Lathe-Turret	"	Round bar Capacity 2.5 cm Swing over Carriage 37 cm	01-28-326	"	1	Integrated Facility	35
4	Lathe-Turret	"	Ditto	01-28-328	"	1	"	36
5	Milling m/c Knee Vertical	Kearney & T	Dial system Vertical Size of longitudinal Feed 70 cm	01-28-453	"	1	Authorized use	117
6	Lathe-Turret	Hitachi	Round bar Capacity 2.5 cm Swing over carriage 37 cm	01-28-724	"	1	Integrated Facility	89
	Total					6		

List of Desired Reparation Designated Machinery and Equipment
(Mitsubishi Heavy-Industries, Ltd. Biwajima plant)

Kariya plant, Toyoda Automatic Loom Works, Ltd.

No.	Name of Items	Name of mfg. Co.	Type & Dimension (mm)	Inventory No.	Operation or Idle	No. of Items	Remarks	
							Section	Sheet No.
1	Grinder External Cylindrical	Mitsui	Swing Dia. 170	01-30-07	Idle	1	Integrated Facilities	9
2	Lathe-Turret	Hitachi	380	01-30-79	"	1	"	24
3	Grinder External Cylindrical	Mitsui	Swing Dia. 150	01-30-1216	"	1	"	101
4	Lathe-Turret	Warner & Swasey	38	01-30-484	"	1	"	54
5	Lathe-Turret	"	"	01-30-567	"	1	"	57
6	Lathe-Turret	"	"	01-30-597	"	1	"	57
7	Lathe-Turret	"	"	01-30-598	"	1	"	57
8	Lathe-Turret	"	"	01-30-634	"	1	"	58
	Total					8		

LETTER OF ASSENT

Date:

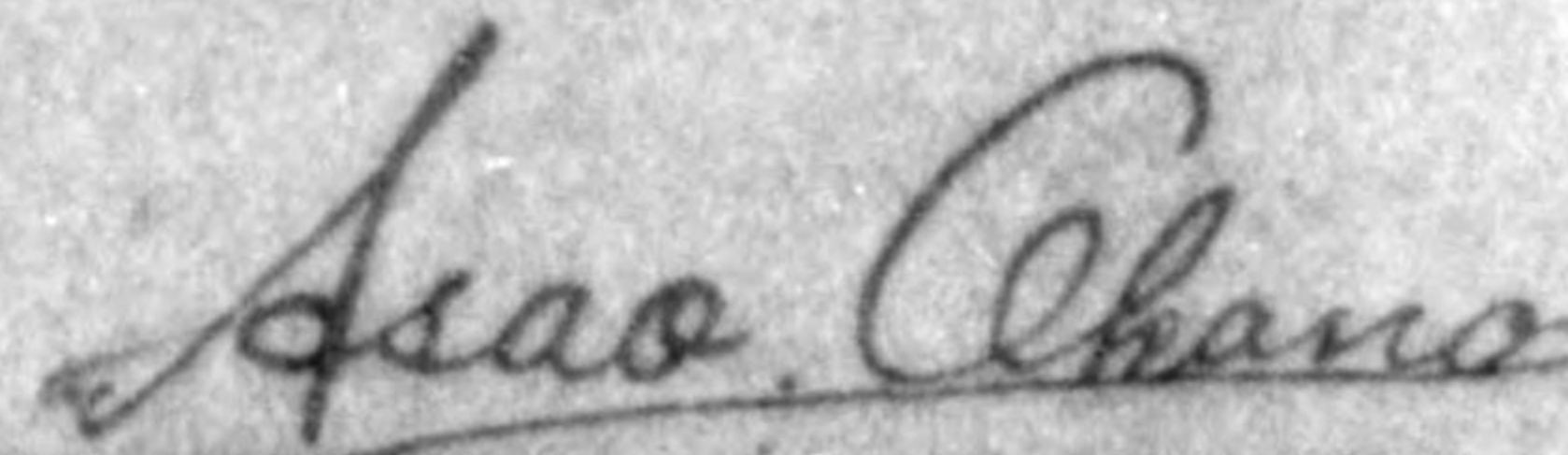
Nov. 30 1950

To: Ministry of International Trade and Industry.
FROM: Custodian of Omiya Plant, Fuji Industrial Co., Ltd.

I have no objection pertaining to rent of the reparation designated machinery and equipment, belonging to Omiya Plant, Fuji Industrial Co., Ltd. List of which is attached to the application herein and movement of the same to **Kariya Plant of Toyoda Automatic LOOM Works, LTD.**

For the Chief Custodian of
Fuji Industrial Co., Ltd.

Signed




Asao Okano
Custodian of Omiya Plant,
Fuji Industrial Co., Ltd.
(Code No. 34-17)

LETTER OF ASSENT

Date : 16th Dec. 1950

TO : Ministry of International Trade and Industry
FROM : Chief Custodian of Musashi Plant Fuji Industrial
Co., Ltd.

I have no objection pertaining to rent of the reparation designated machinery and equipment belonging to Musashi Plant Fuji Industrial Co., Ltd. (Code No. 39-30, 27) list of which is attached to the application herein and movement of the same to Toyoda Automatic Loom Works, Ltd., Kariya Plant.

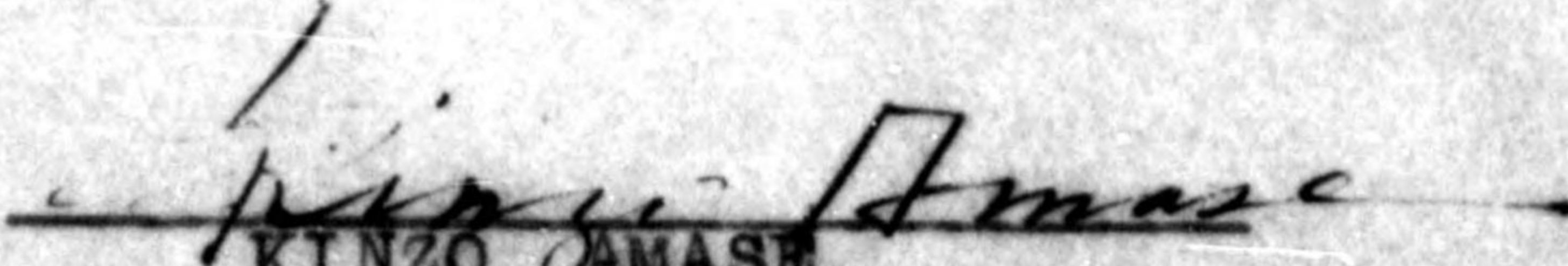

Eisei Katano
Chief Custodian Of Musashi
Plant Fuji Industrial Co.,
Ltd. (39- 30, 27)

LETTER OF ASSENT

Date: 5th Dec. 1950

TO: Ministry of International Trade & Industry.
FROM: Chief Custodian of Arai Kojo, Fuji Sangyo K.K.

I have no objection pertaining to rent of the reparation designated machinery and equipment belonging to Arai Kojo, Fuji Sangyo K.K. List of which is attached to the application herein and movement of the same to the Kariya Plant, Toyoda Automatic Loom Works Ltd.


KINZO AMASE.

Chief Custodian,
Arai Kojo, Fuji Sangyo K.K.
(Code No. 37-04)

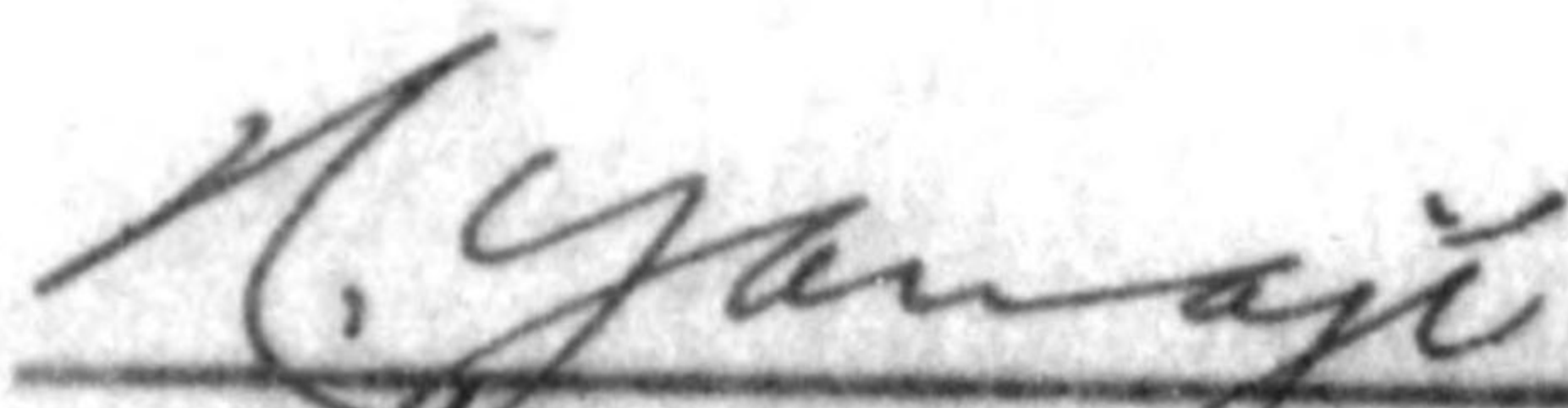
LETTER OF ASSENT

Date : 6th Dec. 1960

To : Ministry of International Trade and Industry.
From : Chief Custodian of Mitsubishi Heavy-Industries, Ltd.

I have no objection pertaining to rent of the designated reparation machinery and equipment (4 sets) belonging to the 4th Works (code No. 01-25) Mitsubishi Heavy-Industries, Ltd. list of which is attached to the application herein and movement of the same to the Kariya plant, Toyoda Automatic Loom Works, Ltd.


signed



Yasujiro Okano

Senior Liquidator Mitsubishi
Heavy-Industries, Ltd.

signed



Buichi Kondo

Custodian of the 4th Works,
(code No. 01-25)
Mitsubishi Heavy-Industries, Ltd.

**LIST OF DESIRED REPARATION DESIGNATED
MACHINERY AND EQUIPMENT**

Applicant: **Eariya Plant, Toyoda
Automatic Loom Works, Ltd.
Loom**

Name of Item.	Name of Mfg. Co.	Type & Dimension.	Inventory No.	Operation or Idle.	No. of Item.	Remarks
Milling Machine- Knee, Vertical	Milwaukee	No. 2KB 1420x300	01-25(e)-15	Idle	1	Work Sheet Section Integrated Facility Page 151 (of 187)
Sawing Machine- 1420x300 Rotary	Komatsu	MHB-460 460	01-25(a)-62	"	1	Miscellaneous Equipment P.117(of 519)
Drilling Machine- Vertical, Col, Multiple	Mateco	B-225H 16"x16"	01-25(a)-523	"	1	Miscellaneous Equipment P.82(of 519)
Drilling Machine- Vertical	"	D-5 25x250	01-25(a)-1076	"	1	Miscellaneous Equipment P.65(of 519)

Total No. 4 sets

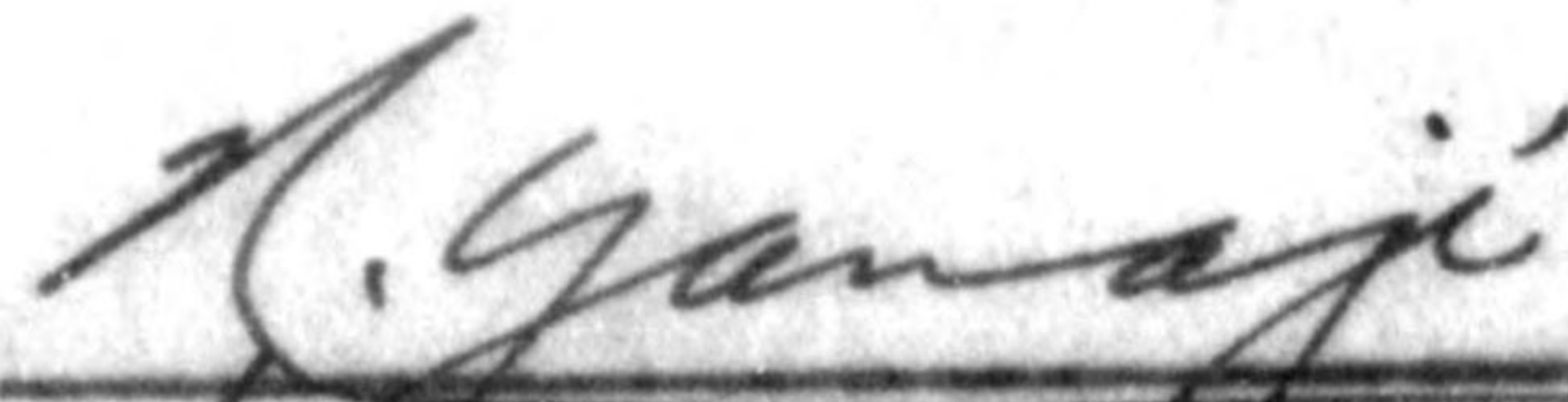
LETTER OF ASSENT

Date : 5th Dec. 1960

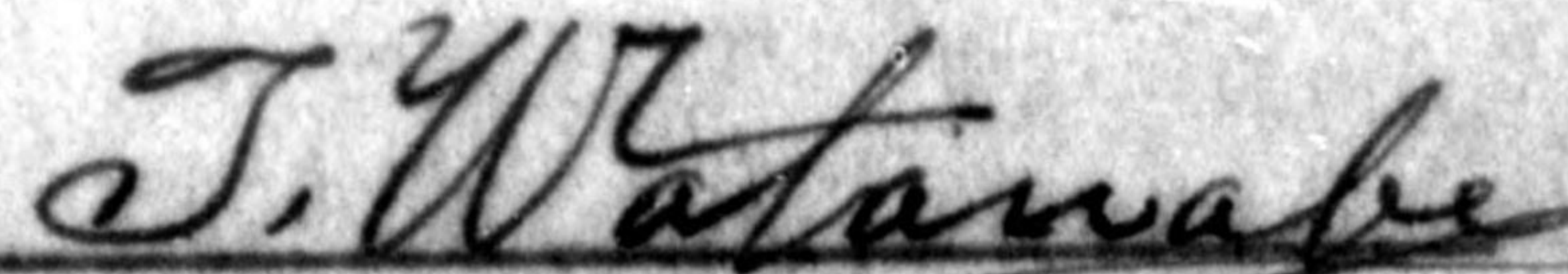
To : Ministry of International Trade and Industry.
From : Chief Custodian of Mitsubishi Heavy-Industries, Ltd.

I have no objection pertaining to rent of the designated reparation machinery and equipment (1 set) belonging to the 8th Works (Code No. 22-09) Mitsubishi Heavy-Industries, Ltd., list of which is attached to the application herein and movement of the same to the Kariya plant, Toyoda Automatic Loom Works, Ltd.

signed


Yasujiro OkanoSenior Liquidator Mitsubishi
Heavy-Industries, Ltd.

signed



Toshiaki Watanabe

Custodian of the 8th Works
(code No. 22-09)
Mitsubishi Heavy-Industries, Ltd.

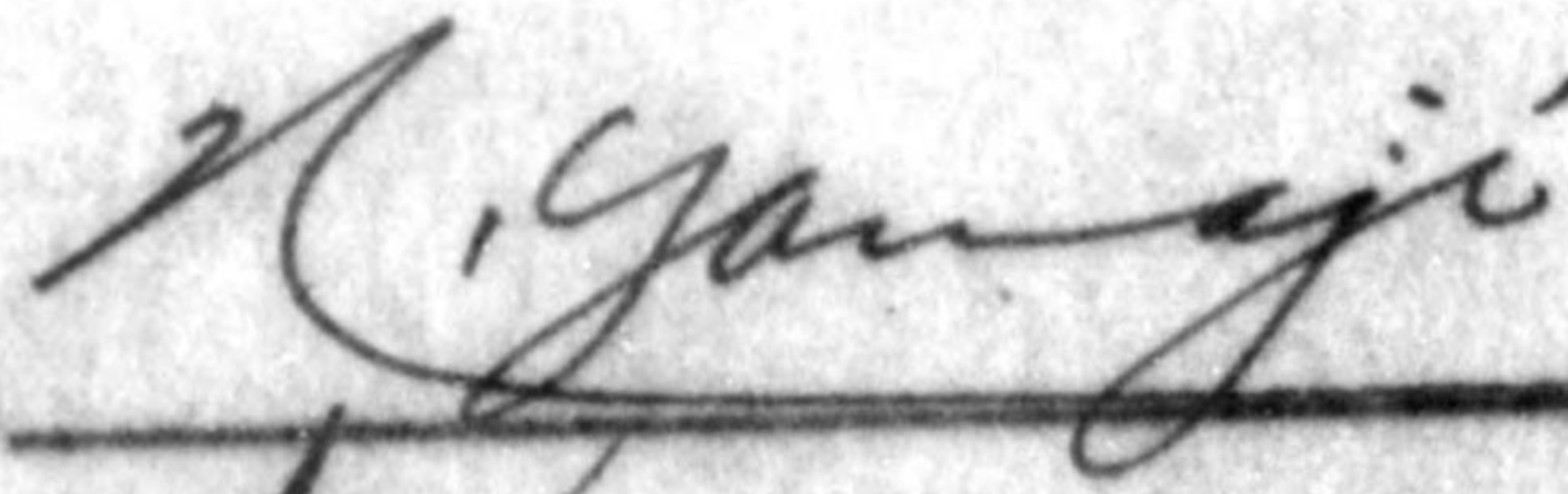
LETTER OF ASSENT

Date: 15th Dec. 1960

To : Ministry of International Trade and Industry.
From : Chief Custodian of Mitsubishi Heavy-Industries, Ltd.

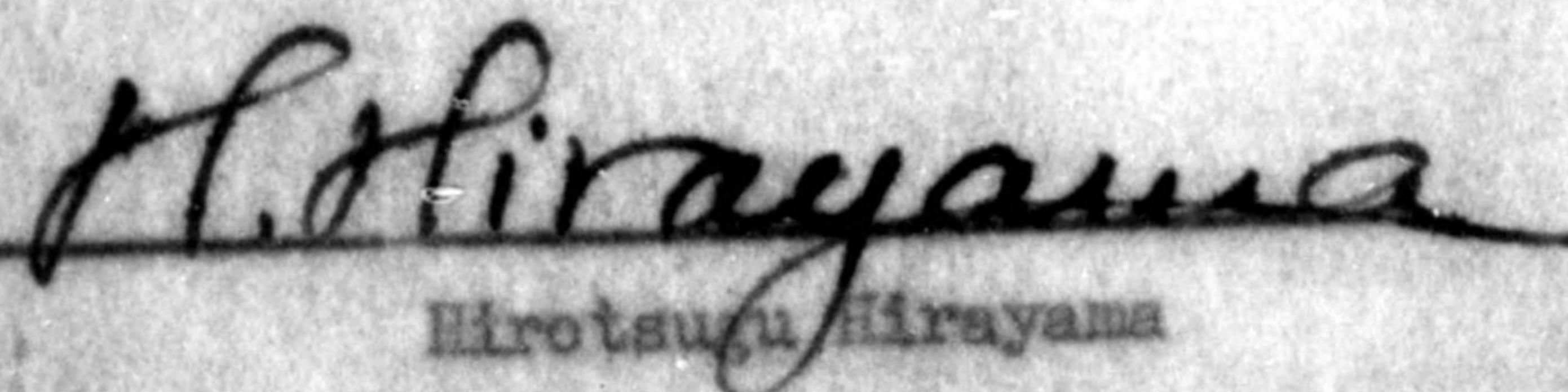
I have no objection pertaining to rent of the designated reparation machinery and equipment (4 sets) belonging to the 10th Works (Code No. 01-27) Mitsubishi Heavy-Industries, Ltd. list of which is attached to the application herein and movement of the same to the Kariya plant, Toyoda Automatic Loom Works, Ltd.

signed



for Yasujiro Okano
Senior Liquidator Mitsubishi
Heavy-Industries, Ltd.

signed



Hirotsugu Hirayama
Custodian of the 10th Works
(code No. 01-27)
Mitsubishi Heavy-Industries, Ltd.

**LIST OF DESIRED REPARATION DESIGNATED
MACHINERY AND EQUIPMENT**

APPLICANT: Kariya Plant, Toyoda automatic
Loom Works, Ltd.

Name of Item.	Name of mfg. Co.	Type & Dimension.	Inventory No.	Operation or Idle.	No. of Item	Remarks
Grinder External Cylindrical	Mitsui Seiki	S.A.C.T.C 170x750m/m	01-27(a)-2087	Idle	1	Integrated Facilities Page 36
Milling Machine Knee Vertical	Milwaukee	120KV 300x300x700m/m (HED)AG 7.5HP	01-27(a)-	47 "	1	" " " 3
Drilling Machine Vertical	Hatcho	S.A.D.CP 350x12m/m	01-27(a)-1431	"	1	" " " 34
Grinder Tool Custer Universal	CAN	Dia of Stone Work Table 150x170m/m	01-27(a)-1099	"	1	" " " 21
Total No.					4 sets	

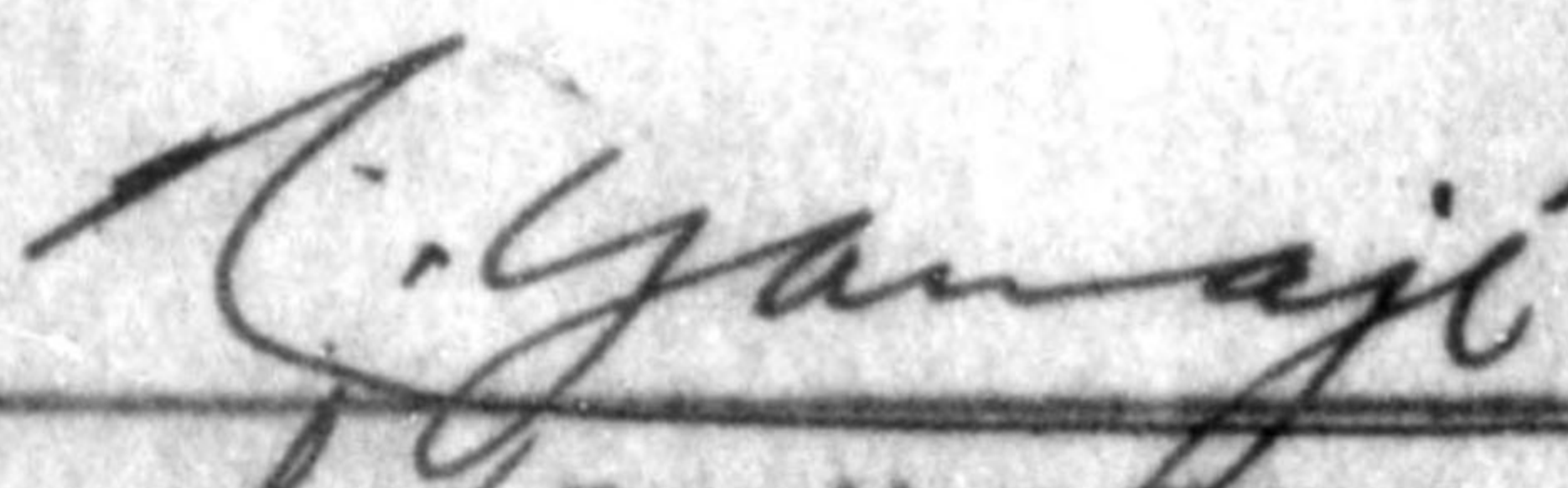
LETTER OF ASSENT

Date: 6th Dec. 1960

To : Ministry of International Trade and Industry.
From : Chief custodian of Mitsubishi Heavy-Industries, Ltd.

I have no objection pertaining to rent of the designated reparation machinery and equipment (6 sets) belonging to the 22nd Works (code No. 01-28) Mitsubishi Heavy-Industries, Ltd. list of which is attached to the application herein and movement of the same to the Kariya plant, Toyoda Automatic Loom Works, Ltd.

signed



for Yasujiro Okano
Senior Liquidator Mitsubishi
Heavy-Industries, Ltd.

signed



Tatsujiro Ishida

Custodian of the 22nd Works
(code No. 01-28) Mitsubishi
Heavy-Industries, Ltd.

LIST OF DESIRED REPARATION DESIGNATED
MACHINERY AND EQUIPMENT

Applicant: Kariya Plant, Toyota
Automatic Loom Works, Ltd.

Name of Item	Name of Mfg. Co.	Type & Dimension	Inventory No.	Operation or Idle	No. of Items	Remarks
Lathe-Turret	Mitsubishi	Round bar capacity 25cm 1114 Swing over carriage 37cm	01-28-724	Idle	1	Integrated Facility P. 89
Ditto	Ditto	"	01-28-326	"	1	" P. 36
Ditto	Ditto	"	01-28-326	"	1	" P. 35
Ditto	Ditto	Swing Bar 46cm Round bar drilled capacity 6cm	01-28-12	"	1	Authorized Use P. 113
Ditto	Ditto	"	01-28-39	"	1	" P. 113
Vertical Mill	Harney	Dial System Vertical Dial Longitudinal Feed 70cm	01-28-453	"	1	" P. 117
Total No.					6 sets	

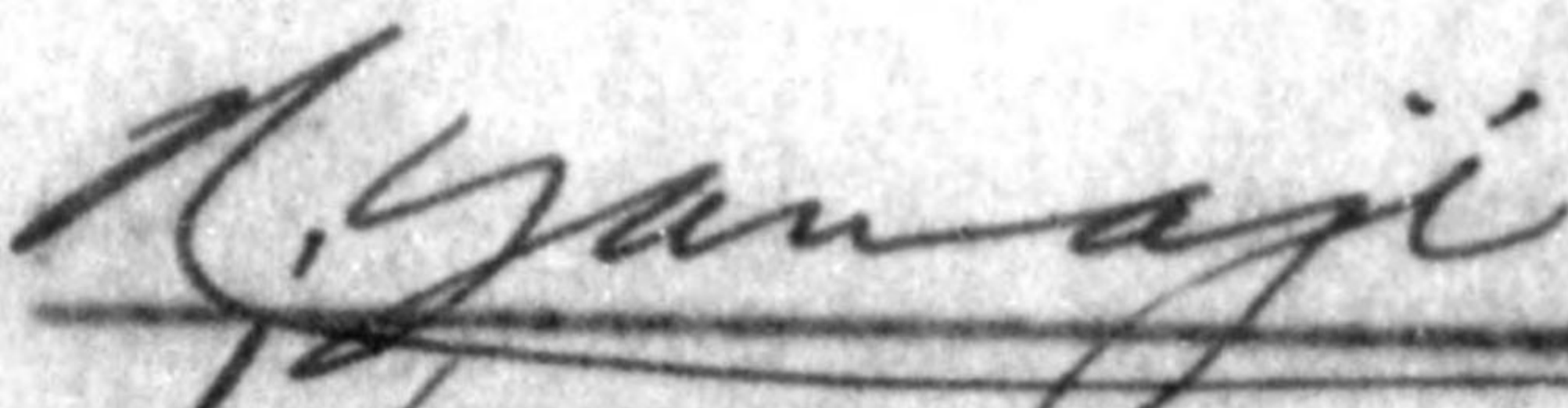
LETTER OF ASSENT

Date: 15th Dec. 1950

To : Ministry of International Trade and Industry.
From : Chief custodian of Mitsubishi Heavy-Industries, Ltd.

I have no objection pertaining to rent of the designated reparation machinery and equipment (8 sets) belonging to the 12th Works (code No. 01-30) Mitsubishi Heavy-Industries, Ltd. list of which is attached to the application herein and movement of the same to the Kariya plant, Toyoda Automatic Loom Works, Ltd.

signed


Yasujiro Osano

Senior Liquidator Mitsubishi
Heavy-Industries, Ltd.

signed



Susumu Okada

Custodian of the 12th Works
(code No. 01-30)
Mitsubishi Heavy-Industries, Ltd.

LIST OF DESIRED REPARATION DESIGNATED
MACHINERY AND EQUIPMENT

APPLICANT: Kariya Plant Toyoda Automatic
Loom Works, Ltd.

Name of Items.	Name of mfg. Co.	Type & Dimension.	Inventory No.	Operation or Idle.	No. of Item.	Remarks.
Grinder- External Cylindrical	Mitsui	Swing dia 150	01-30-1216	None	1	Section. Integrated Facilities Page: 101
"	"	Swing dia 170	" - 7	"	1	Sect. P. 9
Lathe-Turret	Warner & Swasey	Round Bor Cap. 38	" - 484	"	1	Sect. P. 54
"	"	"	" - 567	"	1	Sect. P. 57
"	"	Swing dia 400	" - 597	"	1	Sect. P. 57
"	"	Round Bor Cap. 38	" - 598	"	1	Sect. P. 57
"	"	"	" - 634	"	1	Sect. P. 58
Lathe-Turret	Hitachi	380	" - 77	"	1	Sect. P. 24

Total No. 8 / 7 sets

APPLICATION
for
TEMPORARY TRANSFER AND USE
of
DESIGNATED REPARATION MACHINERY
AND EQUIPMENT

TOYODA AUTOMATIC LOOM WORKS, LTD.

1 2-chome, Aburagi, Kuma, Kariya-city
Aichi-prefecture

Toyoda Automatic Loom Works, Ltd.

1 2-chome, Aburagi, Kuma, Kariya-city
Aichi-prefecture

Date 26 Jan. 1951

Subject: Application for permission of Temporary
Transfer and Use of Reparation Designated
Machinery and Equipment

To : Hq, Tokai Hokuriku Civil Affairs Region

1. To be transferred to:

- a. Kariya Head Plant, Toyoda Automatic Loom Works, Ltd.
1 2-chome, Aburagi, Kuma, Kariya-city, Aichi-pref.
(Non-reparation)
- b. Sako Branch Plant, Toyoda Automatic Loom Works, Ltd.
1716 Yoneda-cho, Nishi-ku, Nagoya-city, Aichi-pref.
(Reparation, Code No.: 01-49, Category: Aircraft)

2. Permission to transfer and use the equipments listed
below is hereby requested:

a. To Kariya Head Plant

<u>Items</u>	<u>No. of items</u>
External grinding machine	3
Milling machine	3
Turret lathe	11
Special tool grinding machine	1
Drilling machine	3
Sawing machine	1
Total	22

b. To Sako Branch Plant


External grinding machine	3
grinding machine	6
Turret lathe	0
Total	9

Note: See attached list.

3. Necessities for the permission of Temporary Transfer and use of the equipments:

- a. Since the limitations on cotton and staple-fibre spinning plant-units was abolished on June 1950, many spinning companies in Japan have set about simultaneously to restore and increase their equipments. For that reason, requirements for our products have been so suddenly uprising as we can never meet them if we operate existing machinery and equipment to the full capacity and contracted delivery date is being delayed a great deal.
- b. Each powerful spinning company placed his order with us for a lot of cotton spinning machinery and desiring to receive and fix them as soon as possible for the purpose of rapid delivery and increased production of cotton goods for logistical command.
Note: See the copy of logistical command order and the letter urging rapid delivery of our products of under mentioned spinning companies: Dainihon, Shikishima, Kureha and Toyo Rayon spinning company.
- c. It is almost impossible to meet the spinners' demands with our present productive capacity that is 45,000 spindles spinning machinery and 450 units looms per month. However, we are now planning to jump to reach the production of 60,000 spindles spinning machinery and 600 units looms per month by realizing the expansion program of the machinery and equipment listed in this application.
- d. Formal application had been already submitted to General Headquarters, Supreme Commander for Allied Powers through each offices in due course.

We hope you to give us favourable consideration to this application and your approval will be greatly appreciated.


for Taizo Ishida
President of Toyoda Automatic
Loom Works, Ltd.

Incl:

1. List of machinery and equipment
2. Copy of order for logistical command commodities
3. Letter urging our rapid delivery from each spinning company
4. Copy of Application for movement and authorized use of designated reparation machinery and equipment

List of Desired Reparation Designated Machinery and Equipment

(Mitsubishi Heavy-Industries, Ltd., Daiko Plant)

Kariya Plant, Toyoda Automatic Loom Works, Ltd.

No.	Name of Items	Name of Mfg., Co.	Type & dimension (mm)	Oper- Inventoryation No.	No. of or idle items	Remarks	
						Section	Sheet No.
1	Milling machine- Knee Vertical	Milwaukee	No. 2 KS' 1420 x 300	01-25(e)-15	Idle 1	Integrated Page 151 Facilities (of 187)	
2	Sawing machine -Rotary	Komatsu	NNB - 460 460	01-25(a)-62	" 1	Miscellaneous Equipment P. 117 (of 519)	
3	Drilling machine Vertical, Cal. Multiple	Natoco	B-225 H 16" x 16"	01-25(a)-523	" 1	" P. 82 (of 519)	
4	Drilling machine Vertical	"	D - 5 25 - 250	01-25(a)-1076	" 1	" P. 65 (of 519)	
Total					4		

List of Desired Reparation Designated Machinery and Equipment

(Mitsubishi Heavy-Industries, Ltd., Iwatsuka Plant)

Kariya Plant, Toyoda Automatic Loom Works, Ltd.

No.	Name of Items	Name of Mfg. Co.	Type & Dimensions (mm)	Inventory No.	Oper- ation or idle	No. of items	Remarks	
							Section	Sheet No.
1	Milling machine Knee type Vertical	Milwaukee	L x C x V 300 x 300 x 700 (IMD) AC 7.5 H.P.	01-27(a)-47	Idle	1	Integrated Facilities	3
2	Drilling machine Vertical	Natoco	S. & D. OP 550 x 12	01-27(a)-1431	"	1	"	34
3	Grinder tool cutter Universal	C & E	Dia. of stone work table 150 x 170	01-27(a)-1099	"	1	"	21
4	Grinder External Cylindrical	Mitsui Seiki	S. & C. T.C. 170 x 750	01-27(a)-2087	"	1	"	36
Total						4		

List of Desired Reparation Designated Machinery and Equipment

(Mitsubishi Heavy-Industries, Ltd., Biwajima Plant)

Kariya Plant, Toyoda Automatic Loom Works, Ltd.

No.	Name of Items	Name of Mfg., Co.	Type & dimension (mm)	Inventory No.	Operation or idle	No. of items	Remarks	
							Section	Sheet No.
1	Grinder External Cylindrical	Mitsui	Swing dia. 170	01-30-07	Idle	1	Integrated Facilities	9
2	Lathe-Turret	Hitachi	380	01-30-79	"	1	"	24
3	Grinder External Cylindrical	Mitsui	Swing dia. 150	01-30-1216	"	1	"	101
4	Lathe-Turret	Warner & Swasey	38	01-30-484	"	1	"	54
5	Lathe-Turret	"	38	01-30-567	"	1	"	57
6	Lathe-Turret	"	38	01-30-597	"	1	"	57
7	Lathe-Turret	"	38	01-30- 634 ⁵⁹⁸	"	1	"	57
8	Lathe-Turret	"	38	01-30-634	"	1	"	58
Total						8		

List of Desired Reparation Designated Machinery and Equipment

(Mitsubishi Heavy-Industries, Ltd. Koromo Plant)

Kariya Plant, Toyoda Automatic Loom Works, Ltd.

No.	Name of items	Name of Mfg., Co.	Type & dimension (mm)	Inventory No.	Operation or idle	No. of items	Remarks Section Sheet No.
1	Lathe-Turret	Hitachi	Swing over bed 46 cm Round bar capacity 6 cm	01-28-28	Idle	2	Authorized Use 113
2	Lathe-Turret	"	Swing over bed 46 cm Round bar capacity 6 cm	01-28-39	"	1	" 113
3	Lathe-Turret	"	Round bar capacity 2.5 cm Swing over carriage 37 cm	01-28-326	"	1	Integrated Facilities 35
4	Lathe-Turret	"	Ditto	01-28-328	"	1	" 36
5	Milling machine Knee vertical	Kearney & T	Dial system vertical Size of longitudinal feed 70 cm	01-28-453	"	1	Authorized Use 117
6	Lathe-Turret	Hitachi	Round bar capacity 2.5 cm Swing over carriage 37 cm	01-28-724	"	1	Integrated Facilities 89
Total						6	

775013

List of Desired Reparation Designated Machinery and Equipment

Existing at: Mitsubishi Heavy-Industries, Ltd., The 10th Works (01-27a)

Applicant: Sako Works, Toyoda Automatic Loom Works, Ltd. (01-49)

Name of items	Name of Mfg., Co	Type and dimensions	Inventory No.	Operation or idle	No. of items	Remarks	
						Section	Sheet No.
Grinder-External-Cylindrical-Universal	Ikegai	Swing	150 mm	Idle	1	Integ-rated Facilities	4
		A.C.	3 HP				
		A.C.	2 HP				
		D.C.	0.5 HP				
"	"	"	01-27(a)-84	"	1	"	5
"	"	"	01-27(a)-88	"	1	"	5
Total					3		

List of Desired Reoaration Designated Machinery and Equipment

Existing at: Mitsubishi Heavy-Industries, Ltd., The 12th Works(01-30)

Applicant: Sako Works, Toyoda Automatic Loom Works, Ltd. (01-49)

Name of items	Name of Mfg., Co.	Type and dimensions(mm)	Inventory No.	Operation or idle	No. of items	Remarks	
						Section	Sheet No.
Turret Lathe	Hitachi	28	01-30-62	Idle	1	Integrated Facilities	23
Turret Lathe	Hitachi	28	01-30-97	"	1	"	24
Turret Lathe	Hitachi	450	01-30-321	"	1	"	27
Turret Lathe	Hitachi	450	01-30-352	"	1	"	30
Turret Lathe	Hitachi	450	01-30-356	"	1	"	29
Total					5		

List of Desired Reparation Designated Machinery and Equipment

Existing at: Mitsubishi Heavy-Industries, Ltd., The 22nd Works (01-28)

Applicant: Sako Works, Toyoda Automatic Loom Works, Ltd. (01-49)

Name of items	Name of Mfg., Co.	Type and dimensions	Inventory No.	Operation or idle	No. of items	Remarks	Section Sheet No.
Turret Lathe	Hitachi	Swing over carriage Bed legth 37 mm 170 cm	01-28-346	Idle	1	Integrated Facilities	37
Total					1		

Dainihon Boseki Co., Ltd.
30 2-chome, Azuchi-machi
Higashi-ku, Osaka

Date 20th Jan. 1951

Toyoda Automatic Loom Works, Ltd.

1 2-chome, Aburagi, Kuma
Kariya-city, Aichi-pref.

Gentlemen:

In regard to the delivery of the spinning machinery which we ordered previously to you, we shall expect you keep promise and to send them without delay.

Since we are greatly required to fix and operate them as early as possible for increased production of Logistical Command Commodities ordered from General Headquarters, we shall appreciate your favourable cooperation with us.

To make sure, we pick up here already delayed goods till now and quantity to be ordered in near future as below:

1. Already delayed

<u>Date of delivery contracted</u>	<u>Items</u>	<u>Quantity</u>
At the end of November, 1950	Ring spinning Frame	26 Units
	Carding machine	109 Units

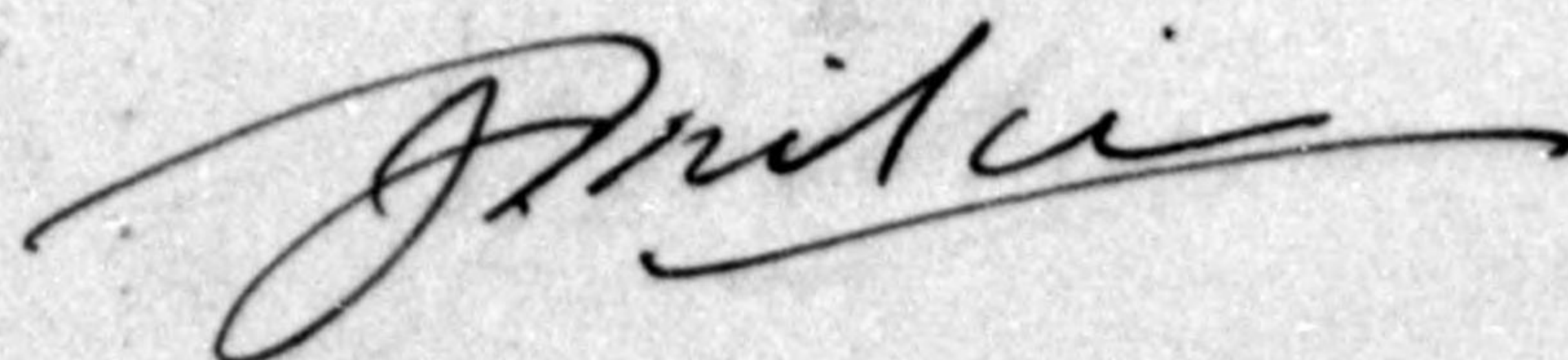
2. To be ordered in near future

<u>Date of delivery</u>	<u>Quantity</u>
From May to September, 1951	130,000 Spls.

Sincerely yours,

Incl:

1. Copy of orders for Logistical Command Commodities.



" C O P Y "

Quantity of Logistical Command Commodities

Ordered from the 8th Army

<u>Contract No.</u>	<u>Date of Delivery</u>	<u>Name of Commodities</u>	<u>quantity</u>
FEC 2143	At the end of Nov. '50	Cloth cotton, Sheeting # 2023	200,000 Yds.
FEC 3129	At the end of Jan. '51	" "	825,000 Yds.
FEC 2675	At the end of Mar. '51	Cloth "	450,000 Yds.
" "	" "	" Dyed Drill	9,998
CT 50310	At the end of Mar. '51	Cloth cotton, Sheeting # 2023	50,000 Yds.
FEC 3878	At the end of Mar. '51	Flannel # 2061	76,400 Yds.

Dainihon Boseki Co., Ltd.

30 2-chome, Azuchi-machi
Higashi-ku, Osaka

Date 20th Jan. 1951

Messrs. Toyoda Automatic Loom Works, Ltd.
1 2-chome, Aburagi Kuma
Kariya-city, Aichi-pref.

Shikishima Boseki Co.Ltd.,
34, 4-chome, Bingo-cho,
Higashiku, Osaka.

Gentlemen:

In regard to the delivery of the spinning machinery which we ordered previously to you, we shall expect you keep promise and to send them without delay.

Since we are greatly required to fix and operate them as early as possible to accomplish the production of the Logistical Command Commodities ordered from General Head Quarters, we shall appreciate your favourable cooperation with us.

To make sure, we pick up here already delayed goods till now and quantity to be ordered in near future as below:

1. To be ordered in near future

<u>Date of delivery</u>	<u>Quantity</u>
From March to May, 1951	40,000 Spls.

Sincerely yours,



Vice-director of
The Construction-Dept.

Incl:

1. Copy of orders for Logistical Command Commodities.

" COPY "

Quantities of Logistical Command Commodities

Ordered from the 8th Army

<u>Contract No.</u>	<u>Date of Delivery</u>	<u>Name of Commodities</u>	<u>Quantity</u>
(1) FEC 2724	15th, Dec. 1950	Cloth cotton, Sheeting # 2023	250,000 yds.
FEC 2724	31th, Dec. 1950	" "	450,000 yds.
FEC 2724	15th, Jan. 1951	" "	500,000 yds.
(2) FEC 2628	30th, Feb. 1951	Cloth cotton, Twill Sulphur topped with Mineral Rhaki # 2053	150,000 yds.
FEC 2628	30th, Feb. 1951	" "	150,000 yds.

Shikajima Bosaki Co., Ltd.
34, 4-Chome, Bingo-Cho
Higashiku, Osaka.

Date Jan. 20, 1951

Toyoda Automatic Loom Works, Ltd.

1, 2-chome, Aburagi, Kuma
Kariya-City, Aichi pref.Kureha Boseki Co., Ltd.
18, 2-chome, Honmachi,
Higashiku, Osaka.

Gentleman:

In regard to the delivery of our order placed with you for the Spinning Machinery, of which we regret to note is already behind the contract delivery date, we shall greatly appreciate your making the delivery as early as possible.

As we anticipate to receive for this year further demands for Logistical Command Commodities from General Headquarters, which we understand to be more than those placed in 1950, it is most important for us for the fullest operation of our factory to obtain your Spinning Machineries already ordered and also to be ordered in the near future as mentioned below.

We shall, therefore, appreciate your favourable cooperation with us.

1. Already delayed

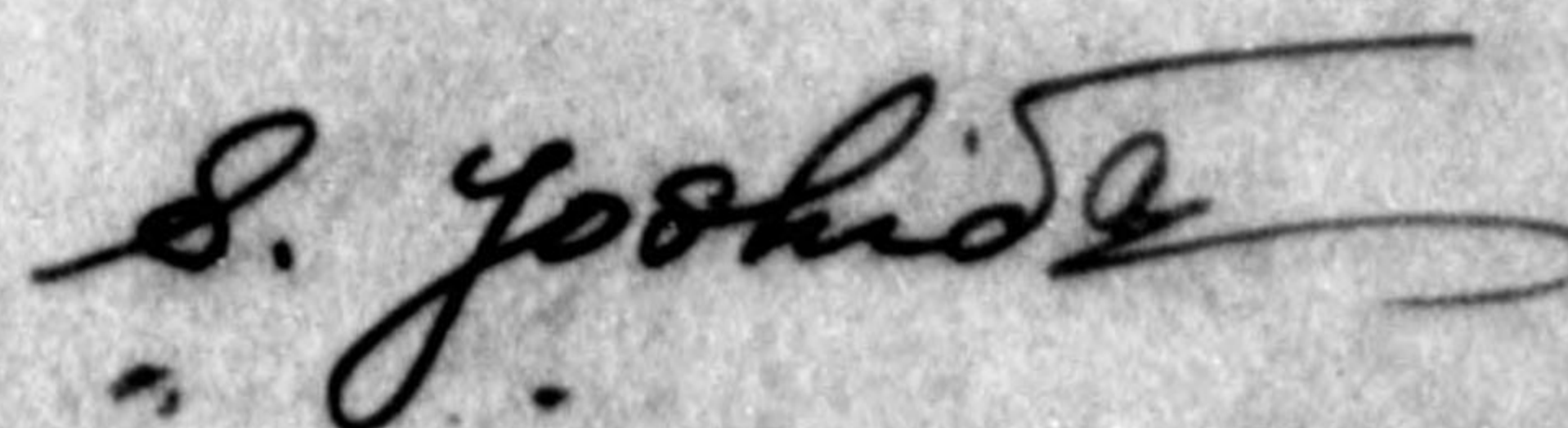
Date of delivery

<u>Contracted</u>	<u>Items</u>	<u>Quantity</u>
At the end of Feb. 1951	Spinning Machinery	50,000 Spls.

2. To be ordered in the near futureDate of Delivery

From July to October	Spinning Machinery	70,000 Spls.
----------------------	--------------------	--------------

Sincerely Yours,



"Copy"

APPLICATION
for
MOVEMENT AND AUTHORIZED USE
of
DESIGNATED REPARATION MACHINERY
AND EQUIPMENT

Kariya plant, Toyoda Automatic Loom
Works, Ltd.,
1-2-chome, Aburagi, Kuma, Kariya-city
Aichi-prefecture

To: Ministry of International Trade and Industry

From: President of Toyoda Automatic Loom Works, Ltd.

Address: 1 2-chome, Aburagi, Kuma, Kariya-city
Aichi-prefecture

1. Name (Code No.) and Location of the plant which intends to use designated reparation machinery and equipment:

Name: Kariya Plant, Toyoda Automatic Loom Works, Ltd.

(Non-reparation)

Location: 1 2-chome, Aburagi, Kuma, Kariya-city
Aichi-prefecture

2. Name (Code No. and Category) and Location of the plant where designated reparation machinery and equipment to be used actually exist:

Name	Location	Code No.	Category	Remarks
Fuji Industrial Co. Ltd., Omiya Plant (Former Nakajima Aircraft Co., Ltd., Omiya Plant)	Saitama pref.	34-17	Aircraft	
Fuji Industrial Co. Ltd., Musashi Plant (Former Nakajima Aircraft Co., Ltd., Musashi Plant)	Tokyo	39-30 27	"	
Fuji Sangyo K.K., Arai Kojo (Former Nakajima Aircraft Co., Ltd., Arai Plant)	Shizuoka pref.	37-04	"	
Mitsubishi Heavy-Industries, Ltd. The 4th Works	Aichi pref.	01-25	"	
Mitsubishi Heavy-Industries, Ltd. The 8th Works	Kyoto pref.	22-09	"	
Mitsubishi Heavy-Industries, Ltd. The 10th Works	Aichi	01-27	"	
Mitsubishi Heavy-Industries, Ltd. The 22nd Works	"	01-28	"	
Mitsubishi Heavy-Industries, Ltd. The 12th Works	"	01-30	"	

Note: See enclosed explanation on Code No. of Fuji Sangyo K.K., Arai Kojo.

3. List of designated reparation machinery and equipment to be moved and used:

Name of present owner of the reparation machinery and equipment	Idle or operation	Kind of items	No. of items
Fuji Industrial Co., Ltd. Omiya Plant	Idle	Machine tool	16
Fuji Industrial Co., Ltd. Musashi Plant	"	"	17
Fuji Sangyo K.K., Arai Kojo	"	"	17
Mitsubishi Heavy-Industries Ltd., The 4th Works	"	"	4
Mitsubishi Heavy-Industries Ltd., The 8th Works	"	"	1
Mitsubishi Heavy-Industries Ltd., The 10th Works	"	"	4
Mitsubishi Heavy-Industries Ltd., The 22nd Works	"	"	6
Mitsubishi Heavy-Industries Ltd., The 12th Works	"	"	8
Total			73

See attached sheets as to the details.

4. Necessity for movement and use of designated reparation machinery and equipment:

A. Outline of our factory

- a. Date of foundation Nov. 18, 1926
 b. Capital at the time of foundation ¥ 1,000,000.
 c. Capital at present ¥ 350,000,000.
 d. Number of shares at present 7,000,000.
 e. History of our factory

This factory was established here in Kariya city, Aichi Prefecture in 1926, as the maker of the automatic looms, originally invented by the late Mr. Sakichi Toyoda. Since its establishment strenuous efforts were made to go through steady expansion of its operational scale: The manufacturing of the spinning machines was started in 1929. This factory made such wonderful progress that its production capacity could meet the domestic demand for spinning and weaving machines and also open their market overseas, mainly in China, India and Thailand by 1931. As world war II advanced, however, the Japanese Government Authorities placed a ban upon the operation of the peace-time industries in September 1942, thereby putting the manufacturing of spinning and weaving machines to a halt. Consequently this factory was forced to turn aside to making of automobile parts, internal combustion engines, etc., gradually.

Meanwhile two branch plants were newly founded: Sako Plant in Nagoya in 1943 and Obu Plant at Obu-cho, Aichi Prefecture in 1944. As the peace-time industries were restored gradually in February, 1946, this factory reopened its original enterprises, utilizing intact all the standing plant units and equipment: Manufacturing of spinning and weaving machines.

Ever since this factory has been engaged in the making of spinning and weaving machines for export as well as for the domestic demand associated with the re-installation program of our textile industry, and in August 1947 this factory was designated as operator of the enterprises designated by the Ministry of Commerce and Industry in accordance with the regulations of the enterprises designated by the above ministry, and we have made effort to produce the spinning machines 16,000 spindles and 170 automatic looms in April this year. Since then in order to meet the sharp increase in the demand for our machines following the official abolition of the limitation on the cotton and staple-fibre spinning plant units in June, 1950 our most unlimited efforts have been made for higher production efficiency and operational rationalization with the monthly production goal set at 60,000 spinning spindles, and 600 automatic looms to be reached before the end of this year.

B. Estimated number of products if the machinery be increased:

a. Actual results for the latest three month period

	July	Aug.	Sept.
Spinning machinery	Quantity 20705 sppls.	28709 sppls.	37239 sppls.
	Amount ¥181237000	¥205237000	¥215986000
Automatic loom	Quantity 413 units	454 units	461 units
	Amount ¥ 46026000	¥ 48592000	¥ 53767000
Spare parts for spinning machinery	Quantity 162 tons	229 tons	291 tons
	Amount ¥ 21671000	¥ 28478000	¥ 40532000
Total	Amount ¥248934000	¥282307000	¥310285000

b. Estimated production quantity if the machinery be increased:

	Dec.	Jan.	Feb.
Spinning machinery	55000 sppls.	60000 sppls.	70000 sppls.
Automatic loom	550 units	600 units	700 units
Spare parts	320 tons	355 tons	355 tons

Rate of increase on the basis on 100 for November 1950.

Spinning machinery	150 %	163 %	189 %
Automatic loom	120 %	134 %	175 %

C. Orders quantity of our main products

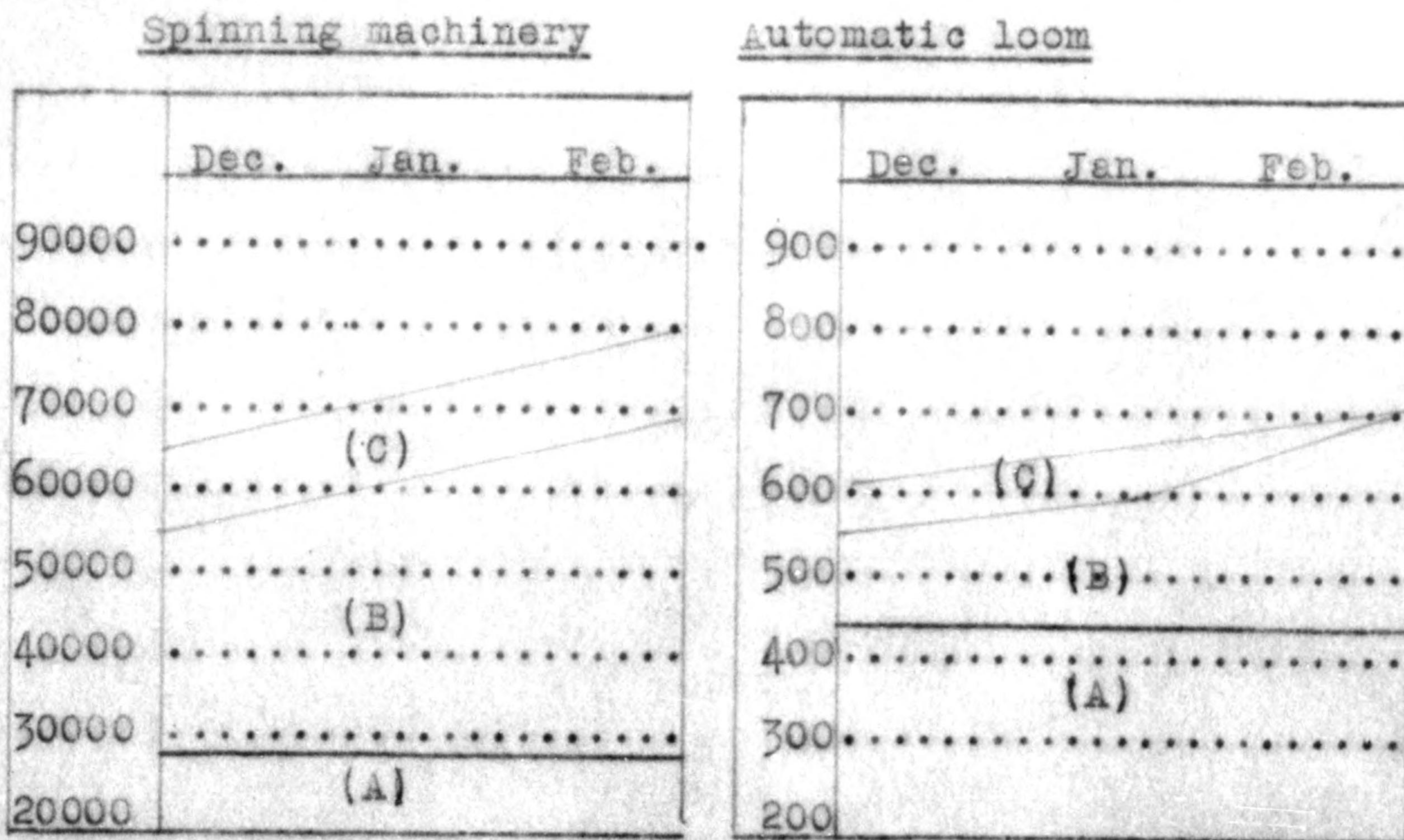
<u>Products</u>	<u>Total quantity at the end of October</u>	<u>Dec.</u>	<u>Jan.</u>	<u>Feb.</u>
<u>Spinning machinery</u>	<u>650,000 spls.</u>	<u>65000spls.</u>	<u>70000spls.</u>	<u>75000spls.</u>
<u>Automatic loom</u>	<u>3,500 units</u>	<u>600units</u>	<u>650units</u>	<u>700units</u>

Percentage of orders to us compared with throughout country demands.

<u>Spinning machinery</u>	<u>43 %</u>	<u>38 %</u>	<u>40 %</u>	<u>40 %</u>
<u>Automatic loom</u>	<u>25 %</u>	<u>23 %</u>	<u>25 %</u>	<u>25 %</u>

Note: Above-mentioned percentage is presumed.

Graphic representing the above three tables as follows:



Note: (A).... Average of actual results for the latest three month period.
 (B).... Estimated production quantity if the machinery be increased
 (C).... Orders quantity at present per month

d. Estimated orders quantities now we are enable to receive

<u>Spinning machinery</u>	<u>For export</u>	<u>For domestic</u>	<u>Total</u>
	<u>95000spls.</u>	<u>210000spls.</u>	<u>305000spls.</u>
<u>Automatic loom</u>	<u>3000units</u>	<u>2700units</u>	<u>5700units</u>

e. Main market

Inlands: Following each spinning company:
 Dainihon, Kureha, Nisshin, Toyo, Shikishima
 Kanegafuchi, Fuji, Kurashiki, and etc.
 Following rayon textile mills:
 Toho, Shinke, Toyo and etc.

Abroad: India, Pakistan, England, Egypt, Mexico
 South America, Hongkong and etc.

The above tables show that we have maintained the month-
 ly production level of 55,000 spindles spinning machines
 and 450 units automatic looms (about 30 per cent in Japan)
 for export and domestic markets.

As we have mentioned in the previous paragraphs, however,
 the volume of the orders we are receiving for our machines
 is far exceeding our maximum production capacity attain-
 able, in consequence of the greater domestic demand spurred
 by the official abolition of the limitation on cotton and
 staple-fibre spinning plant units and also a sharp increase
 in orders field by the old foreign clients due to the
 change of the foreign market conditions.

Consequently in order to execute these inflowing urgent orders
 for our machines we are required to reach our planned
 higher production capacity as soon as possible, through
 epoch making replacement of our plant equipment and facilities
 and also improvement of our processing system and technique.

C. Number of machinery and equipment necessary for higher
production capacity.

a. Designated reparation machinery and equipment to be moved and used	73 units
b. Machine-tools outside above machinery and equipment (New and used)	68 units
c. Special machine-tools for manufacturing of spinning and weaving machines	215 units
d. Industrial equipment	65 units
e. Heat-treating furnace, Drying furnace, Electric furnace and etc.	5 sets
f. Battery-cars	6 units
Total	432 units

D. Benefits accruing from the incoming plant units:

The greater parts of the machine-tools presently at work in our plants have been put in service since opening of our factory in 1925. Therefore they have been superannuated beyond repair and operation through long service, naturally demanding speedy replacement for excellent ones. Moreover, we are tacking our brains in connection with the replacement program of Cylindrical grinding machine, Gear hobbing machine, Thread milling machine, Milling machine and etc., which remains a bottle neck in the way of our effective plant operation.

On completion of these replacement program, which is entirely dependent upon esteemed approval of the transfer and utilization of the reparation-equipment, it is predictable enough that we shall never fail to reach the higher production goal and attain the better quality of our machines.

Thereby enabling ourselves to execute the orders field by the ourstanding spinning companies in Japan more speedy and the subsequent reduction in production cost through mass production. These far-reaching benefits accruing from the planned transfer use of the machine-tools for replacement are self-evident.

The substancial benefits accompanying the replacement programs are classified as follows:

Name of machine	No. of machine	Name of products worked up	Process	Benefits
Grinding machine-External	6	Spinning machinery and auto-matic loom	External grinding	About 40 per cent increase in production and also the safety of works must be acquired from the improvement of paper grinding to mechanization. Production must be doubled
Surface grinder	2	Spinning machinery	Surface grinding	from the improvement of hand working to mechanization.
Centerless grinder	2	"	"	In addition to existing two items, use of these machinery will mark doubled production and sweep-off of coarsed products considerably made by subcontracting factories.
Internal grinding machine	2	"	Internal grinding	Lack is covered and un-uniformity of products depending on subcontracting factories is swept and production must be about 30 per cent increase.

Special tool grinding machine	1	For tools	Cutting-tool grinding	Weaknesses on grinding process must be removed in consequence of the plentiful milling cutter use, as well as the production increase.
Milling machine	23	Spinning machine and automatic loom	Surface finishing	Not only the better quality and cost reduction, but about 60 per cent increase in production ϕ must be required.
Turret lathe	13	"	Mass production of small sized parts	The working capacity of a turret lathe is about three times as large as a common lathe, and better quality, simplification of process and cost reduction must be required.
Thread miller	2	Spinning machinery	Threading	Available simplification of process, must make 50 per cent increase in production, as well as the uniformity and better quality be acquired.
Gear hobbing machine	1	"	Gear cutting	Lack is covered and production must be about 20 per cent increase.
Drilling machine	8	Spinning machinery and automatic loom	Drilling	Lack is covered and production must be about 30 per cent increase.
Broaching machine	2	"	Key-way finishing	Speeding up the finishing from the improvement of up to date manufacturing method must uplift production by about 50 per cent.
Radial machine drilling	2	"	Drilling	These machinery are used for working and assembling large-sized parts of spinning and weaving machinery. Production must be about 30 per cent increase.
Cold saw	1	Iron materials cutting	cutting	Poor capacity of cutting iron materials is made powerful by about 20 per cent.
Plano miller	1	Spinning machinery	Side finishing	The lack machines to work large-sized parts are supplied and production must run up by 20 per cent.
Drilling units	7	Spinning machine and automatic loom	producing special machine	The use of these units is very available for manufacturing special machines for spinning and weaving machinery.

E. Conclusion:

Summarizing the situations necessitating the transfer and utilization of the plant units, so far we have delated upon each of the situations justifying this petition of ours. In conclusion the reasons are summarized as follows:

1. To meet the increase demand of our machine both from domestic spinners and foreign clients, which by far exceeds the maximum production capacity attainable presently at our plant.
2. To successfully effect the epoch making improvement of our processing technique and system not only to compete favourably with foreign-made machines in quality but to help elevate the production capacity and quality on the parts of the cotton and staple-fibre textile industry of Japan. Therefore it is urgently required that the proposed expansion program of our plant be carried out in order to cope with the growing demand for our machines and also to contribute toward steady development of the Japanese textile industry, thereby doing our bit to push a step further on the road to the rehabilitation and reconstruction of the peace time industries of Japan. Under these circumstances you are respectfully requested to make the above-mentioned situations into considerations and take steps to permit us to transfer for utilization of the reparation designated machinery and equipment, of which the detailed list is hereto attached. You can rest assured that we shall maintain the above listed machines in good shape while in operation at our factory.

F. Items of existing equipment and employees:

a. Site of land and building (in tsubo)

Land	38383
Building	19524(122 ridges)

b. Machinery and equipment at present

Machine-tools	935
Industrial equipment	388
Electric equipment	1403
Transport-cars	54
Total	2780

c. Employees

Officials	545
Workmen	2347
Total	2892

Taizo Ishida

President of Toyoda Automatic
Loom Works, Ltd.

Attached:

1. Letter of Assent
2. List of machinery and equipment
3. Explanation on Code No.

Explanation on Code Number

Arai Kojo, Fuji Sangyo K.K.

(Arai Plant, Nakajima Aircraft Co., Ltd.)

<u>Code No.</u>	<u>Name of Plants</u>
37-04	Arai Plant
37-05	Haranoya Plant
37-06	Horinouchi Plant
37-08	Takegawa Daiichi Plant
37-09	Takegawa Daini Plant
37-11	Miyatake Plant
37-13	Washizu Plant
37-14	Washizu Kawai Plant

All the machinery and equipment of the above plants were designated for reparation on the 20th, January 1946, and given the above mentioned code number each, but afterwards they were concentrated to Arai Plant (37-04) by an order of Military Government.

Musashi Plant, Fuji Industrial Co., Ltd.

(Musashi Plant, Nakajima Aircraft Co., Ltd.)

39-30	Musashi Plant
39-27	Asakawa Plant

Mitsubishi Heavy-Industries, Ltd., The 4th Works

01-25(a)	Daiko Plant
01-25(c)	Tokkei shop (Location: Nishibiwajima-cho Nishikasugai-gun Aichi-prefecture)

"Copy"

APPLICATION
for
MOVEMENT AND AUTHORIZED USE
of
DESIGNATED REPARATION MACHINERY
AND EQUIPMENT

Sako, plant, Toyoda Automatic Loom Works, Ltd.
1716, Yoneda-cho, Nishi-ku, ~~Aichi~~ Nagoya-city,
Aichi-pref.

To: Ministry of International Trade and Industry

From: Toyoda Automatic Loom Works, Ltd., Sako Works

Address: 1716 Yoneda-cho, Nishi-ku, Nagoya-city
Aichi-prefecture

1. Name and location of the plant which intends to use designated reparation machinery and equipment:

Name: Toyoda Automatic Loom Works, Ltd., Sako Works
Code No. 01-49
Category Aircraft

Location: 1716 Yoneda-cho, Nishi-ku, Nagoya-city
Aichi-prefecture

2. Name (Code No. and category) and Location of the plant where designated reparation machinery and equipment to be used actually exist:

Name	Location	Code No.	Category	Remarks
Fuji Industrial Co. Ltd., Omiya Plant (Former Nakajima Aircraft Co., Ltd., Omiya Plant)	Saitama pref.	34-17	Aircraft	
Fuji Industrial Co. Ltd., Musashi Plant (Former Nakajima Aircraft Co., Ltd., Musashi Plant)	Tokyo	39-30 27	"	
Fuji Sangyo K.K., Arai Kojo (Former Nakajima Aircraft Co., Ltd., Arai Plant)	Shizuoka pref.	37-04	"	
Mitsubishi Heavy Industries, Ltd. The 10th Works	Aichi pref.	01-27	"	
Mitsubishi Heavy Industries, Ltd. The 12th Works	"	01-30	"	
Mitsubishi Heavy Industries, Ltd. The 22nd Works	"	01-28	"	

See attached explanation as to the above-said Code No..

3. List of designated reparation machinery and equipment to be moved and used:

Name of present owner of the reparation machinery and equipment	Idle or operation	Kind of items	No. of items
Fuji Industrial Co., Ltd. Omya Plant	Idle	Machine tool	8
Fuji Industrial Co., Ltd. Maashi Plant	"	"	1
Fuji Sangyo K.K., Arai Kojo	"	"	1
Mitsubishi Heavy Industries Ltd., The 10th Works	"	"	3
Mitsubishi Heavy Industries Ltd., The 12th Works	"	"	5
Mitsubishi Heavy Industries Ltd., The 22nd Works	"	"	1
Total			19

See attached sheets as to the details.

4. Necessity for movement and use of machinery and equipment:

A. Plant outline

a. Head plant

Date of foundation Nov. 18, 1926
 Location 2 Aburagi Kurja
 Kariya-city
 Aichi-pref.
 Capital at the time of founding ¥ 1,000,000.
 Capital at present ¥ 350,000,000.

b. History

This plant was founded in 1915, as the head plant of "Toyoda Spinning and Weaving Co., Ltd." and made its business to produce the cotton yarn and cloth.

In September, 1942, owing to the regulations of the textile industry enterprises urged its forcing execution by government authorities, it was obliged to suspend the business of the company and in consequence the original cotton yarn and cloth production thoroughly stopped.

Immediately after the end of the war, our head plant reopened its original business: manufacture of automatic looms and spinning machinery. Along this step, our plant also turned to a particular plant for the manufacture of the parts to be assembled on the bodies of looms and spinning machinery in head plant (in Kariya city), assembling the over-all machinery and equipment which had been installed in former "Nagoya Works of Toyoda Automatic Loom Works, Ltd." In February, 1946, since the production got on its normal process, the operational scale of the plant has gradually been increased: in October 1949 initiated the mass-production of Fluted Roller which is essential parts for spinning machinery, and succeeded in its realization in addition to up to the date products: Ring, Spindle and Gears for same machinery. Since then, in June 1950, no sooner the announcement saying official abolition of the limitation on the cotton and staple-fibre spinning plant units was disclosed than huge orders from powerful spinners in Japan have suddenly poured, and it is evident difficult thing to meet their indicated date of delivery under existing conditions, without a greater volume of production of higher grade goods by changing the obsolete machinery into more plentiful and excellent ones soon, thus we are situated.

B. Estimated number of products if the machinery be increased:

a. Actual result for the latest three-month period.

		<u>July</u>	<u>Aug.</u>	<u>Sept.</u>
	<u>Quantity</u>	<u>16,200 Pcs.</u>	<u>18,153 Pcs.</u>	<u>18,456 Pcs.</u>
<u>Spindle</u>	<u>Amount</u>	<u>¥4,353,365</u>	<u>¥5,269,150</u>	<u>¥5,295,070</u>
	<u>Quantity</u>	<u>6,484 Pcs.</u>	<u>6,536 Pcs.</u>	<u>6,635 Pcs.</u>
<u>Gears</u>	<u>Amount</u>	<u>¥1,088,598</u>	<u>¥1,560,300</u>	<u>¥2,632,104</u>
	<u>Quantity</u>	<u>16,506 Pcs.</u>	<u>57 Sets</u>	<u>62 Sets</u>
<u>Fluted Roller</u>	<u>Amount</u>	<u>¥3,404,100</u>	<u>¥3,644,400</u>	<u>¥8,238,000</u>
	<u>Quantity</u>	<u>16,506 Pcs.</u>	<u>17,381 Pcs.</u>	<u>18,213 Pcs.</u>
<u>Ring</u>	<u>Amount</u>	<u>¥ 883,200</u>	<u>¥1,122,815</u>	<u>¥ 1,506,000</u>
<u>Total</u>	<u>Amount</u>	<u>¥9,729,263</u>	<u>¥11,596,665</u>	<u>¥17,671,174</u>

b. Estimated production quantity if the machinery under this application be used:

	<u>Dec.</u>	<u>Jan.</u>	<u>Feb.</u>
<u>Spindle</u>	<u>25,000 Pcs.</u>	<u>26,000 Pcs.</u>	<u>26,000 Pcs.</u>
<u>Gears</u>	<u>7,500 Pcs.</u>	<u>7,500 Pcs.</u>	<u>8,000 Pcs.</u>
<u>Fluted Roller</u>	<u>100 Sets</u>	<u>110 Sets</u>	<u>110 Sets</u>
<u>Ring</u>	<u>20,000 Pcs.</u>	<u>20,000 Pcs.</u>	<u>20,000 Pcs.</u>

c. Orders quantity

	<u>Dec.</u>	<u>Jan.</u>	<u>Feb.</u>
<u>Spindle</u>	<u>30,000 Pcs.</u>	<u>30,000 Pcs.</u>	<u>30,000 Pcs.</u>
<u>Gears</u>	<u>9,000 Pcs.</u>	<u>9,000 Pcs.</u>	<u>9,000 Pcs.</u>
<u>Fluted Roller</u>	<u>130 Sets</u>	<u>130 Sets</u>	<u>130 Sets</u>
<u>Ring</u>	<u>30,000 Pcs.</u>	<u>30,000 Pcs.</u>	<u>30,000 Pcs.</u>

Figuring the above three tables, follows below:

<u>Spindle</u>			<u>Gears</u>			<u>Fluted roller</u>		
30000			9000			130		
25000	(C)			(C)		100	(C)	
	(B)		7500	(B)			(B)	
17600	(A)			(A)		50	(A)	
	Dec. Jan. Feb.			Dec. Jan. Feb.			Dec. Jan. Feb.	

- (A)..... Average of actual result for the latest three-month period
- (B)..... Estimated production quantity if the machinery under this application be used.
- (C)..... Orders quantity at present

C. Profits must be yielded by movement and use:

It is, at present, the greatest embarasement on the production process, insufficiency of these machinery, as applied herewith: grinding machine, milling machine gear hobbing machine, broaching machine and turret lathe. If these excellent ones are transfered, such a large profits will be yielded that it must be capable of attaining rapid-delivery of our products to outstanding spinners in Japan, keeping its high quality and smooth flow in production processes, moreover, its cost will also be cut down.

Following table shows profits on production by each machine concretely.

Name of machine	Name of products worked up	Process	Profits
Grinding machine	Spindle blade	External grinding	Production must show 50 per cent increase compared with present one.
	Fluted roller	"	Output must be doubled, and it must be acquired not only the progress of goods-quality, but safety of works arised from the improvement of paper-grinding to mechanization.
Turret lathe	Bolster Sleeve Whave	Hole finishing	Turret lathe has three times more working capacity than the common lathe. Progress and uniformity of goods-quality, simplification of process and the sweep-off of amendment must be achieved. Production must be 50 per cent increase than now.
Broaching machine	Fluted roller	Fluting	We are designing to cut many flutes at one time by utilizing this machine, giving up present planer-using means by which we are now cutting one by one flute. Time of the process must be cut down to a half and uniformity be acquired. Production must be doubled.
Gear hobbing machine	Gears	Gear cutting	We possess 13 sets of same kind of machinery now, but with its present working capacity, 500 pieces per 1 set a month, fulfillment of production plan is impossible. Production, however, must be 20 per cent increase than now, by the effective use of this machine.
Thread miller	Bolster and nuts for them	Threading	Available simplification of the process brings 50 per cent 1/2 increase of production and uniformity of goods-quality.

d. Situation of the balance of orders to this company at October end:

<u>Products</u>	<u>Total balance</u>	<u>Dec.</u>	<u>Jan.</u>	<u>Feb.</u>	
<u>Spinning machinery</u>	<u>650000 sppls.</u>	<u>650000sppls.</u>	<u>700000sppls.</u>	<u>750000sppls.</u>	
<u>Automatic looms</u>	<u>3500sets</u>	<u>600 sets</u>	<u>650 sets</u>	<u>700 sets</u>	
Percentage of orders to us compared with throughout country demands	Spinning machinery	43 %	30 %	40 %	40 %
	Automatic looms	25 %	23 %	25 %	25 %

Note: Above-said percentage is presumed.

As shown on the above each table, our company maintained the production actually resulted as below:

16,000 sppls. - 20,000 sppls. Monthly

(Occupies nearly 20 - 30 of whole output, of spinning machinery in Japan)

Since the plant-units enlarging plan of every spinners in Japan was informed due to the abolition of the limitation on cotton and staple-fibre spinning plant units, orders to this company has jumped up to such a huge number as 650,000 spindles of orders balance. Such being the case, our plant are forced to rise the output up to an epoch-making one, but there found unbalanced processes on the flowing-system of works in view of the arrangement of the machinery, that is the insufficiency of these machinery of which movement and use is requested herewith. Now, plenty of half-worked products are in heap on that unbalanced process due to the lack of the machinery and that causes a great obstacle for our production. If these machine-tools are filled up, we believe our production must show 50 per cent increase, going so rapid-pace as the above graphs. Products are to be assembled on the bodies of looms and spinning machinery in Kariya Head Plant, and its main markets are as follows:

Inland.... Following each spinning company:
Dainihon, Kureha, Nisshin, Toyo
Shikishima, and Toyo Rayon Company, etc.

Abroad.... India, Pakistan, Mexico, South America
and Hongkong

D. Conclusion of necessity for movement and use:

To conclude the above successsibly described details, demand for our products is further beyond our productive capacity relying on present equipment and it is just our standpoint that the more plentiful and excellent machinery installation is earnestly desired at an early date. If the insufficient machinery under this application are filled up, our production will be advanced sharply by means of well-balanced and smooth circulation of works, and rapid-increase of the spinning machinery spindles in our country will be gained in short time, at the same time, moreover, abroad exporting will run high along a bold line.

Expecting thus we shall be able to contribute for proceeding peace-time industry in our country, we hereby apply for your favourable consideration and higher appreciation of the above each article in connection with issuing the licence on the movement and use of reparation designated machinery and equipment under this application.

E. Items of existing equipment and employees:

a. Site of land and building (in tsubo)

	<u>Reparation</u>	<u>Non-reparation</u>	<u>Total</u>
<u>Land</u>	<u>3,242</u>	<u>11,933</u>	<u>15,175</u>
<u>Building</u>	<u>3,242</u>	<u>5,560</u>	<u>8,802</u>

b. Present machinery and equipment

Inside of the designated reparation workshop
(Ring, spindle and gears are being produced)

	<u>In use</u>		<u>Idle</u>	<u>Total</u>
	<u>A.U.</u>	<u>EX</u>		
<u>Machine-tool</u>	<u>148</u>	<u>316</u>	<u>115</u>	<u>579</u>
<u>Industrial equipment</u>	<u>17</u>	<u>25</u>	<u>4</u>	<u>46</u>
<u>Electric equipment</u>	<u>71</u>	<u>42</u>	<u>6</u>	<u>119</u>
<u>Total</u>	<u>619</u>		<u>125</u>	<u>744</u>

Inside of the released workshop
(Fluted roller is being produced)

	<u>In use</u>			<u>Idle</u>	<u>Total</u>
	<u>A.U.</u>	<u>CEX</u>	<u>Others</u>		
<u>Machine tool</u>	<u>4</u>	<u>8</u>	<u>120</u>	<u>0</u>	<u>132</u>
<u>Industrial equipment</u>	<u>1</u>	<u>0</u>	<u>4</u>	<u>0</u>	<u>5</u>
<u>Electric equipment</u>	<u>0</u>	<u>0</u>	<u>104</u>	<u>0</u>	<u>241</u>
<u>Total</u>		<u>241</u>		<u>0</u>	<u>241</u>