

FT
MEADE
J 173
D3
1918
Copy 2

HINTS

Service in France

★ ★ ★

CONTAINING LISTS OF WHAT TO TAKE
AND HOW TO TAKE IT
WITH
OTHER VALUABLE INFORMATION
FOR OFFICERS AND MEN

★ ★ ★

By

ROBERT DAVIS

Lieutenant Colonel of Field Artillery

*Five Months in France in Command of
a Battalion of Heavy
Artillery*

Price 25 Cents

FOREWORD

The purpose of this little hand book is to give a brief and concise statement of all articles included in the field equipment of officers and enlisted men ordered overseas with a statement as to how and where the article is carried; together with a list of articles of equipment found advisable by the author after an experience of five months in France, part of which time was spent in training schools, billeted in towns and actually at the front.

There will also be found in these pages necessary information as to travel, correspondence, pay arrangements and various useful suggestions to the soldier ordered overseas; the authority for each requirement being stated in parenthesis after the paragraph.

It is the intention of the publishers to keep the matter up to date by periodic issues covering all changes made necessary by the prosecution of the war.—R. D.

1st Edition, March 1st, 1918

2nd Edition, April 2nd, 1918

3rd Edition, April 27th, 1918

U 173
II 3
1918
copy 2

COPYRIGHT 1918
UNION BANK NOTE CO.
KANSAS CITY, Mo.

MAY 24 1918

(2)

© Cl. A 496784

R

I. FIELD SERVICE

1. Field Service is defined to be service in mobilization, concentration, instruction, or maneuver camps, as well as service in campaign, or on the march.

The complete equipment for field service (equipment "C") consists of engineer, ordnance, signal, medical and quartermaster property; and is divided into two classes, "A" and "B".

Equipment "A" is the equipment prescribed for use in simulated campaign, or on the march. It is limited to the animals and vehicles prescribed in the Tables of Organization, the equipment and clothing worn on the person, and the articles carried on mount, and transported in field, combat and divisional trains.

Equipment "B" is the equipment which, in addition to equipment "A", is prescribed for the use of troops in mobilization, concentration, instruction, or maneuver camps; and during such pauses in operations against an enemy as permit the better care of troops.

Equipment "C" is the sum of equipments "A" and "B", and therefore includes every article prescribed for field service as hereinbefore defined.

Garrison equipment is the equipment prescribed for use in garrison only.

When troops are ordered on field service, instructions will state the letter designation of the equipment to be taken. The instructions will also specify whether mosquito bars and headnets are to form part of the equipment, and what winter articles, if any, are to be included. The same rule applies in the issuance of subsequent orders when necessary. Articles solely for winter use can be transported as baggage on the march only when transportation in addition to that prescribed in equipment "A" is provided for that purpose. In addition to the allowances prescribed as field equipments, service coats, cravats, fatigue clothing and other articles of uniform, extra bedding, and toilet articles may be taken by officers and enlisted men with equipment "B", when authorized in orders directing the movements of troops.

2. The articles of engineer ordnance and signal property listed in the several Unit Accountability Manuals belong to equipment "A." The articles of Medical property belonging to equipment "A" are shown in the Manual for the Medical Department. The articles of quartermaster property belonging to equipments "A", "B" and "C" respectively are shown in tables published in G. O. 39, 1915.

II. UNIFORM AND PERSONAL EQUIPMENT

Uniform: Officers.

1. Service Hat, with hat cord sewed on.
2. Olive drab shirt.
3. Service Coat.*

Uniforms: Enlisted Men.

1. Service Hat, with hat cord sewed on.
2. Olive drab shirt.
3. Service Coat.*

- | | |
|---|---|
| 4. Overcoat.* | 4. Overcoat.* |
| 5. Slicker. | 5. Slicker. |
| 6. Service Breeches. | 6. Service Breeches. |
| 7. Russet leather shoes,
(high) with puttees or
pigskin or canvas leg-
gins, or russet leather
boots, (for mounted officers.) | 7. Russet leather shoes,
(high) with leggings. |
| 8. Regulation riding gloves* | 8. Regulation riding gloves* |
| *When prescribed. | |

Note:—High laced boots may be worn in camp, field and trenches.

1. Badges: See “Ribbons”.

2. Breeches, service: The service breeches worn in the field and the service breeches prescribed as part of the surplus kit, will be the heavy or light weight olive drab or the khaki depending upon the season of the year and orders from competent authority; no khaki however will be taken to France.

3. Caps, winter: May be worn by officers and enlisted men in cold weather when not at formations and will be worn whenever prescribed by the commanding officer (U. R. 66.) Will be taken into the field when ordered. When not so taken, will be disposed of as in the case of sweaters.

4. Coats, service: Service coats when not worn will be packed and taken into permanent or maneuver camps and issued on arrival. When in the opinion of the commanding

officer, conditions arise that make the wearing of service coats desirable, he will order the coats issued, being repacked when necessary. When service coats are on hand, individual soldiers when out of camp will not wear the sweater as an outer garment except by permission of the commanding officer in particular cases. (U. R. 111).

5. Gloves, regulation, riding: Will be worn with the service uniform by officers when mounted, and by enlisted men when prescribed. (U. R. 75 and 76). Olive drab woolen gloves are authorized for dismounted duty when prescribed. Off duty they may be worn with the service uniform. Gloves are not authorized with the cotton uniform. (U. R. 75).

6. Hats, service: To be worn with four small indentations: Indentations between vertical planes passing through the major and minor axes of hat band. Hats will not be peaked or creased. Hat cords will be sewed on. At all mounted formations of ceremony and such other times as may be necessary, the hat strings provided on service hats will be used, tied either under the chin or as chin straps on the point of the chin (U. R. 77). Service hats do not form a part of the uniform in France.

7. Leggings: Russet leather, pigskin or canvas or woolen puttees: Authorized for officers for wear in the field. Enlisted men must wear the prescribed leggin. (U. R. 87).

8. Overcoat: To be worn by all officers and men when ordered. When in possession of troops, but not actually worn on the person, it will be rolled and in the case of officers and

individual mounted men strapped to the pommel of the saddle. When not ordered taken into the field, overcoats will be disposed of as in the case of sweaters. (G.O. 3, '15.) To roll the overcoat: See par. 14 below.

All officers will provide themselves with the short wool lined field coat described in the Uniform Regulations.

9. Overshoes: May be worn by officers and enlisted men when not at formations and will be worn by all officers and enlisted men when ordered by the Commanding Officer. (U. R. 93.)

10. Puttees, russet leather: See "Leggins."

11. Ribbons: Ribbons or badges of any class will not be worn on shirt or sweater, but are a part of the service uniform when the coat is worn. (U. R. 97.) For Ribbons Wound and Ribbons War, see G. O. 6. W. D. 1918.

12. Rubber Boots: May be worn by officers and enlisted men out of ranks in inclement weather. (U. R. 60.)

13. Shirt, O. D.: May be worn without the sweater or coat in the field, but the belt must be worn; suspenders or elastic arm bands are prohibited. When worn without coat or sweater, except when the latter are laid aside temporarily, the metal insignia will be worn on the collar by officers and chevrons on the sleeves by non-commissioned officers. (U. R. 102.) Black ties are worn by officers with the olive drab shirt.

14. Slickers: Will be habitually taken into the field as a part of the field kit, and carried as prescribed in par. 8 above. When not so carried they will be disposed of as in the case of sweaters. (G. O. 3, '15.)

To roll the overcoat (or slicker): Spread the overcoat on the ground, inside down, skirt buttoned throughout, sleeves parallel to the middle seam, collar turned over on the shoulders. Turn the tails of the coat under about nine inches, the folded edge perpendicular to the back seam. Fold over the sides so as to form a rectangle not more than thirty-four inches across according to the size of the coat. Roll tightly from the collar with the hands and knees and bring over the whole roll that part of the skirt which was turned under, thus binding the roll. (Par. 1813, D. and S. R. for F. A. 1916).

15. Shoes, russet leather: When worn by officers will conform in general style to the shoes issued by the Quartermaster Corps. Must be high shoes. (U. R. 103).

16. Sweaters: While sweaters have been abolished as an article of uniform clothing, in the interest of economy their issue will be continued until the supply of those remaining on hand is absorbed, either by sales to officers or by issue to such enlisted men as may desire to draw them as heretofore. When worn sweaters will not be visible.

When the sweaters are not taken into the field, they will be collected into bundles of convenient size and secured by burlap or other suitable material, or will be boxed. They will be marked ready for shipment to be forwarded when required. In peace time maneuvers and marches, the sweater, even though prescribed to be carried by the soldier on the march, may accompany the troops, if so directed in the orders pre-prescribing the movements. (Par. 3 G. O. 3, 1915.)

III. EQUIPMENT

Field kit for individually mounted men:

Ordnance Property

(a) Personal Equipment.

Articles.

Where carried.

1 can bacon.....		Near saddle pocket.
1 canteen.....		Near cantle ring.
1 canteen cover.....		On canteen.
1 cup.....	} Mess kit	{ On canteen, under cover. Near saddle pocket. Near saddle pocket. Near saddle pocket. Near saddle pocket.
1 fork.....		
1 knife.....		
1 spoon.....		
1 meat can.....		
1 pistol, belt, holster, maga- zine pockets, 2 extra magazines, 21 cartridges...		On person, belt outside all clothing, pistol on right hip, first-aid packet on left of and toward front of belt, maga- zine pocket in front of first-aid packet. Metal keeper of belt to be between the two hooks of pistol holster.
1 pouch for first-aid packet		
1 Spurs, pair.....	} On person, buckles outside.	
1 Spur straps, pair.....		

(b) Horse Equipment.

1 Bridle.....	On horse.
1 Halter headstall.....	On horse.

- 1 Halter tie rope.....On halter, free end secured in neat knot under horse's neck.
- 1 Link..... On bridle, free end snapped up.
- 1 Saddle blanket.....On horse.
- 1 Saddle.....On horse.
- 1 Saddle bags, pair.....On saddle, the saddle bag straps passed through the cinch rings and drawn tight before fastening.
- 1 Surcingle.....Over saddle, buckled on near side.

- 1 Currycomb.....Off saddle pocket.
- 1 Horsebrush.....Off saddle pocket.
- 1 Feed bag.....On saddle.
- 1 Grain bag.....In feed bag.

Quartermaster Property

(c) Equipment

- 2 identification tags.....Slung around neck by tape.
(Note:—One above the other)
- 5 pins, tent, shelter.....In blanket roll.
- 1 pole, tent, shelter.....In blanket roll.
- 1 tent, shelter half, mounted..Around and forming part of blanket roll.

(d) Clothing Component

- 1 blanket or more, if prescribed.....In blanket roll.

- 1 slicker.....Rolled and strapped to pommel of saddle.
 - 1 towel.....Off saddle pocket, outside canvas lining.
 - 1 comb.....
 - 1 soap, cake (in metal container).....
 - 1 toothbrush (in metal container).....
 - 1 drawers, pair....
 - 1 undershirt.....
 - 2 stockings, pairs.}
- } Wrapped in towel.
- } In blanket roll.

Note:—In active campaign trench cap, helmet and gas masks will be issued one to each officer and enlisted man.

(e) Rations.

2 reserve rations, each consisting of:

- 12 ounces bacon, or authorized substitute.....In bacon can, or original tin.
- 16 ounces hard bread.....Divided between saddle pockets.
- 1.12 ounces coffee R & G.....In coffee bag of saddle pockets, in near pocket.
- 2.4 ounces sugar.....In sugar bag of saddlebags, in near pocket.
- 0.16 ounces salt.....In salt bag of saddlebags, in near pocket.

(f) Forage.

- 1 feed, 4 pounds of grain.....In grain bag.

(g) Medical Property.

- 1 first-aid packet.....In pouch on belt.

(Par. 1810, D. & S. R. for F. A. 1916.)

DRIVER'S EQUIPMENT

(a) The equipment of each driver is the same as for individually mounted men with the exception of horse equipment and grain. The driver's horse equipment consists of 1 horse brush, 1 currycomb, 2 feed bags, 2 grain bags, and 2 surcingles. Each driver carries a feed of grain for each horse. Halters, saddlebags, saddle blankets, etc., are included in the harness.

(b) The driver's canteen is snapped in the near pommel ring of the off saddle. His saddlebags, blanket roll, feed bags, slicker, etc., are likewise packed on the off saddle. After attaching his slicker the driver turns the top of the roll over the pommel down into the saddle so as to avoid any interference with the rein roller on the off saddle. (Par. 1816 and 1817, D. & S. R. for F. A., 1916.)

HORSESHOES AND SHOEING MATERIAL

The following shoeing equipment will be carried in combat train:

Coal smithing.....	30 pounds per 100 animals.
Shoes, fitted.....	1 fore and 1 hind, fastened together and properly marked for each individual horse.
Shoes, extra.....	1 pound per animal.
Nails.....	8 for each fitted shoe and 1 pound for each 15 pounds of extra shoes.

(Table XXVI, G. O. 39, W. D. 1915).

For inspections the fitted shoes will be drawn from the

forge limber by each driver and individually mounted man, and displayed with his other equipment. (O. R. C.)

B. CANNONEER'S AND DISMOUNTED MEN'S EQUIPMENT

The field kit for cannoneers and all men not mounted, consists of and is carried as shown below.

Ordnance Property

(a) Personal Equipment

- | | | | |
|--|--|-------------------------|---------------|
| 1 can bacon..... | In haversack. | | |
| 1 can, condiment..... | In haversack. | | |
| 1 canteen..... | On right rear of pistol belt. | | |
| 1 canteen cover..... | On canteen. | | |
| 1 cup..... | } Mess kit { | On canteen under cover. | |
| 1 fork..... | | | In haversack. |
| 1 knife..... | | | In haversack. |
| 1 spoon..... | | | In haversack. |
| 1 meat can..... | | | In haversack. |
| *1 pistol, belt, holster, magazine pocket, 2 extra magazines, 21 cartridges..... | } On person, belt outside all clothing on right hip, first aid packet on left of and toward front of belt, magazine pocket in front of first-aid packet. | | |
| 1 pouch for first-aid packet.. | | | |
| 1 haversack..... | On person. | | |
- *When armed with pistol.

Quartermaster Property

(c) Equipment

- 2 identification tags.....Slung around neck by tape.
(Note: One above the other)

- 5 pins, tent, shelter.....} In blanket roll.
- 1 pole tent, shelter.....}
- 1 tent, shelter half, mounted....Around and forming part of
blanket roll.
- 1 blanket.....In blanket roll.
- 1 slicker.....{ Folded and placed between
folds of one of paulins of car-
riage on which soldier rides.
- 1 towel.....In haversack.
- 1 comb.....}
- 1 toothbrush (in metal con-
tainer).....} Wrapped in towel.
- 1 soap, cake (in metal con-
tainer).....}
- 1 undershirt.....}
- 2 stocking, pairs....}In blanket roll.
- 1 drawers, pair.....}

Note: In active campaign, trench cap, helmet and gas masks will be issued to each officer and enlisted man.

(e) Rations

- 2 reserve rations, each consisting of:
- 12 ounces bacon, or author-
ized substitute.....In bacon can or original tin.
- 16 ounces bread.....In haversack.
- 1.12 ounces coffee R. & G.....}
- 2.4 ounces sugar.....} In condiment can.
- 0.16 ounces salt.....}

Medical Property

- 1 First-aid packet.....In pouch on belt.
(Par. 1820 D. & S. R. for F. A. 1916.)

2. Uniform Regulations, Par. 68. Changes No. 1.
Special Regulations No. 41 Prescribe:

“68. Brassards. Brassards will be worn as follows:

1. On the right upper arm:
 - (a) Blue. By agents and signal men.
 - (b) Green. By guides and scouts.
 - (c) Red. By orderlies and messengers.
 - (d) White. By trench cleaners.
 - (e) Yellow. By members of carrying parties (munitions, material, food, water).
 - (f) Khaki with word “SALVAGE” in red letters. By members of salvage parties.
 - (g) Blue Denim with letters “M.P.” outlined in White Thread. By members of Military Police.
2. On the left upper arm:
 - (h) Red Cross. In time of war with a signatory of the Geneva Convention, all persons in the Military service rendered neutral by the terms of said convention will wear a Brassard of White Cloth with a Red Geneva Cross in the center while on duty in the field of operations.

Brassards (a) to (g) will be furnished by the Quartermaster Corps; (h) by the Medical Department. (S. R. No. 41, C. No. 1, Dec. 29, 1917).

For the purpose of training, our specialists, for whom brassards are not prescribed, will be designated as follows:

On the right upper arm:

Rifle Grenadiers. Blue Brassard 1 inch wide stripe over middle.

Bombers. Red Brassard, 1 inch wide stripe over middle.

Automatic Riflemen. Yellow Brassard, 1 inch wide stripe over middle.

All previous instructions with reference to Brassards are revoked. (S. O. 89 Div. Mar. 1918)

2. Compass: Will be habitually worn by all officers and should be worn by all regimental and battalion non-commissioned staff officers. The compasses pertaining to the respective headquarter detachments will be issued to and worn by scouts when acting as such and at inspections.

3. Field Glasses: Will be carried by all officers, except by officers of the Medical Department and Chaplains. Will be carried on the right side, strap passing over the left shoulder. Medical Officers when attached to sanitary units of the mobile army will carry field glasses. (U. R. 73.)

The field glasses issued to organizations by the Signal Corps are not issued for the personal use of officers and will not be used in lieu of personal glasses. (U. R. p. 52.)

In the regimental and battalion details, field glasses will be issued to the enlisted personnel as needed.

The battery field glasses will be issued to instrument sergeant, scouts, operators, or company telephone corporal and signal men.

4. Haversack: For those supplied with the old equipment, will be worn on person, slung from the right shoulder to left side, the canteen-haversack strap passing under the waist belt. (G. O. 142, '09.)

5. Lariat: See "Picket pin."

6. Note book and pencil: Will be carried by all officers, and by all regimental and battalion non-commissioned staff officers, first sergeants, battery supply sergeants, chiefs of section, chief mechanics, scouts, agents, telephone corporals and operators.

7. Picket pin and Lariat: Will be carried by all officers. The new model will be carried, the picket pin in the picket pin carrier (special) and the lariat, rolled, on top of the cante roll, fastened with coat straps. The old model will be carried, the picket pin, with lariat neatly coiled and fastened to the near cante ring. (U. R. 94.)

8. Pistol: The pistol will be worn for field service by all officers except the chaplain and will be worn on the right hip. (U. R. 95.)

9. Saber: Will not be worn during present emergency except in the cavalry.

10. Saddle: All officers when on duty will use one of the types of the regulation saddles furnished by the Ordnance Department for sale to officers. (U. R. 42.) When not at drills or ceremonies flat saddles may be used.

11. Saddlebags: To prevent the saddle bags from pounding the horse while moving at increased gaits the saddle bag straps are passed through the cinch rings and drawn tight before fastening. (G. O. 142, '09.)

12. Saddlecloths: With proper insignia to be used by

all officers when mounted in uniform and to be worn over the saddle blanket or pad. (U. R. 100.) Enlisted men will not mount horses equipped with officers' saddlecloths except in emergencies.

13. Spurs: Will be worn by officers always with boots. Will be worn by officers whatever the footgear and by enlisted men, habitually, when mounted. (U. R. 108.) Points down: shank 1 inch above heel and parallel to ground.

14. Watch: Will be habitually worn by all officers and should be owned and worn by all regimental and battalion non-commissioned staff officers, first sergeants, supply sergeants. The wrist watches pertaining to the respective headquarters and detachments will be issued to and worn by such of the personnel as may need them.

15. Whistle: Will be carried by all officers, first sergeants and such other numbers of the several details as may need them.

IV. FIELD AND SURPLUS KIT

THE FIELD KIT

1. Officers: The field kits of officers will include all articles prescribed for enlisted men in sub. par. 2 below. They will carry their personal toilet articles in the off saddle bag. Extra articles of clothing including the blanket may be carried in a roll on the cantle of the saddle.

Bedding and clothing rolls: A bundle to not exceed fifty

pounds in weight (in France 250 pounds for all baggage A. E. F.) exclusive of articles for winter use, is authorized for each officer, in addition to the authorized tentage and to articles carried on the person or on the horse. It will be carried in the baggage section of the field train. See page 9, G. O. 8, '15 for sample list of articles comprising a 50 pound roll.

2. ENLISTED MEN: The field kit in addition to the clothing worn on the person, is composed of the following articles:

- | | |
|---------------------------------|---------------------------------|
| 1 blanket | 2 stockings, pairs |
| 1 comb | 1 toothbrush in metal container |
| 1 drawers, pair | 1 towel |
| 1 slicker | 1 undershirt |
| 1 soap, cake in metal container | (G. O. 3, '15). |

These articles are carried as follows: Slicker, as ordered in par. 14, p. 5, ante. Comb, soap, toothbrush and one pair of socks, wrapped in the towel and carried by individually mounted men in the off saddle bag; by drivers, in the near saddle bag of the off horse; and by cannoneers, and men not mounted, outside of the canvas lining of the haversack. All remaining articles will be carried in the blanket roll. (G. O. 142, '09.)

To make the blanket roll for mounted men: Spread the shelter half (model 1904) on the ground, roll straps underneath, and fold over the triangular part on the rectangular part. Turn under the roll strap edge of the shelter half so that the width of the fold will be 8 inches. Fold the blanket once across the longer edges and lay the blanket on the shelter

half, folded edge within 1 inch of the roll strap edge of the shelter half. Fold the sides of the blanket and of the shelter half inward, width of folds about 11 inches. The shelter tent pole and pins are now laid on the blanket at the edge farthest from the roll strap edge, pole on one side of the center line, pins on the other, so as to allow the roll when completed to bend in the center. Place the underclothing on the blanket. If the sweater is to go in the roll, spread it smoothly over the blanket.

Roll tightly toward the roll strap edge, using hands and knees, and bring over the entire roll the part of the shelter half which was turned under, thus binding the roll. Buckle the two available roll straps about the roll, passing them around twice. The roll thus formed should be about 44 inches long. (Par. 1814, D. & S. R. for F. A. 1916.)

To make the blanket roll for men not mounted: Lay the shelter half on the ground and fold over the triangular part.

Hold the blanket up by two corners, the shorter edges vertical; bring the two corners together, thus folding the blanket in the middle; take the folded corner between the thumb and forefinger of the right hand, thumb pointing to the left; slip the left hand down the folded edge two-thirds of its length and seize it with the thumb and second finger; raise the hands to the height of the shoulder, the blanket extended between them; bring the hands together, the double fold falling outward; pass the folded corner from the right hand into the left hand, between the thumb and forefinger; slip the second finger of the right hand between the folds, seize the double

folded corner; turn the left (disengaged) corner in and seize it with the thumb and forefinger of the right hand, the second finger of the right hand stretching and evening the folds. The blanket is now folded in six thicknesses.

Lay the folded blanket on the shelter half so that one of its shorter sides will be about 8 inches from the edge of the shelter half farthest from the triangular part. Place the underclothing on the blanket. If the sweater is to go into the roll fold it and place it on the blanket with the folded edge of the sweater even with that of the folded edge of blanket. Across the other short side of the blanket place the shelter tent pole and pins.

Fold over the sides and ends of the shelter half which lie outside of the blanket, causing the ropes and straps to be included within the folds.

Commencing at the end where the pole and pins are placed roll the pack, using the hands and knees to insure the roll being made as tight as possible. Just before the roll is completed open out slightly with the hand the pocket formed by the 8-inch fold of the shelter half, and then draw the pocket over the roll, thus binding it. Care should be taken to draw the canvas over the ends of the roll so as to prevent rain and dust from entering the inner portion of the roll. The roll thus formed should be about 22 inches long.

The roll is secured to the limber chest of the carriage to which the soldier is assigned, by means of the straps provided for the purpose. The rolls carried on any one limber chest are evenly disposed on either side of the door lock. (Par. 1823 D. & S. R. for F. A. 1916.)

THE SURPLUS KIT

(a) The surplus kit contains articles of clothing necessary in camps of several weeks' duration and to permit the replacement of clothing worn out in active operations. For these purposes the surplus kits are forwarded to troops when serving in instruction, maneuver, mobilization, and concentration camps, or when in active service temporary suspensions of operations, or other conditions, permit the troops to refit. In certain cases in time of peace the surplus kit may, when transportation is available, accompany the troops on the march.

(b) The surplus kit of each man consists of:

1 breeches, pair	2 stockings, pair
1 drawers, pair	1 shoelaces, extra pair
1 shirt, olive drab	1 undershirt
1 shoes, russet leather, pair	In France add 1 coat, service.

(c) The kit of each man will be packed as follows:

The breeches folded in a neat rectangle about 3 feet long and 1 foot wide, and laid on the ground. O. D. shirt folded a little shorter and laid on breeches. Undershirt next, then drawers in a still shorter fold. Stockings rolled tightly are placed one pair in the toe of each shoe. Shoes placed together on center of clothing, heels at opposite sides, soles outward. The ends of the pile are then folded together over the shoes and the bundle bound tightly with shoe laces. Each bundle to be tagged with the name or number of the owner.

The packing of the surplus kit is shown at top of pages 24 and 25.

(d) Surplus bags at the rate of one to each eight men or major fraction thereof are issued to organizations by the Quartermaster Corps.

All bags will be uniformly marked in the center of the front cover flap. Those pertaining to a battery are marked with the battery stencil and with the designation of the squad to which the bag pertains; for example, the bag belonging to the drivers of the first section will be marked below the stencil, FIRST SEC., and below that, DRIVERS.

Bags pertaining to the headquarters company and to the supply company are marked respectively with the company and supply company stencil and the serial number of the bag.

(e) The surplus kits of each squad are packed in the surplus kit bag in two layers of four kits each.

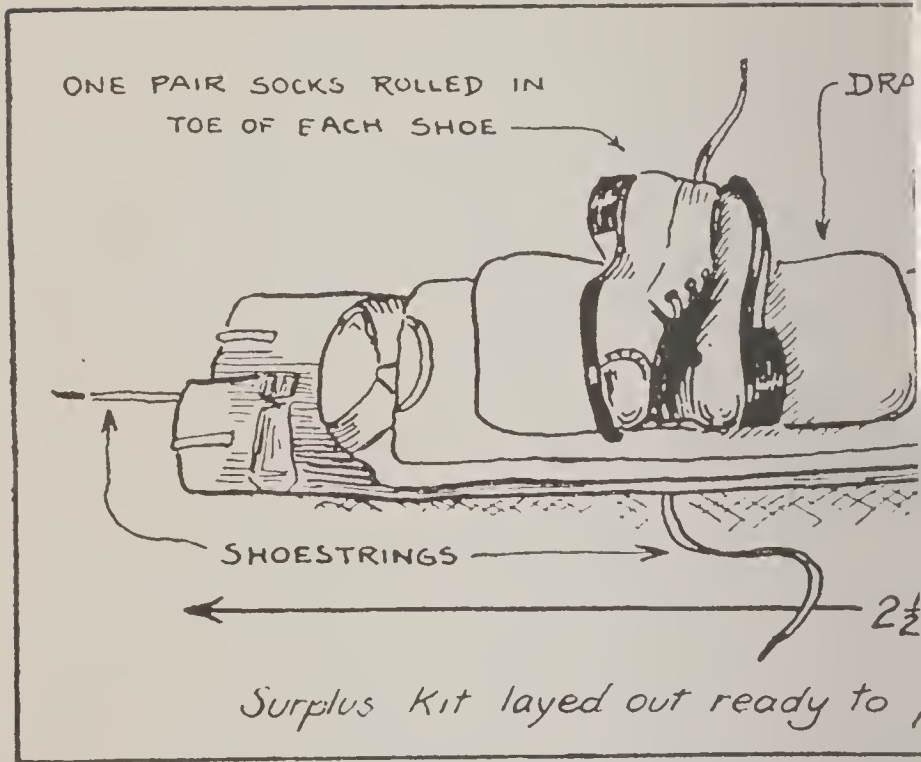
(f) In garrison, the surplus kit articles are not required to be kept habitually packed and stored, or kept apart from the rest of the soldier's belongings. The soldier should, however, have the clothing component of both the field and surplus kits.

Organization commanders will require the surplus kits to be prepared and packed from time to time as a matter of instruction. (Par. 1825 to 1830 incl. D. & S. R. for F. A. 1916).

All articles in surplus kit must be practically new.

V. MOUNTS

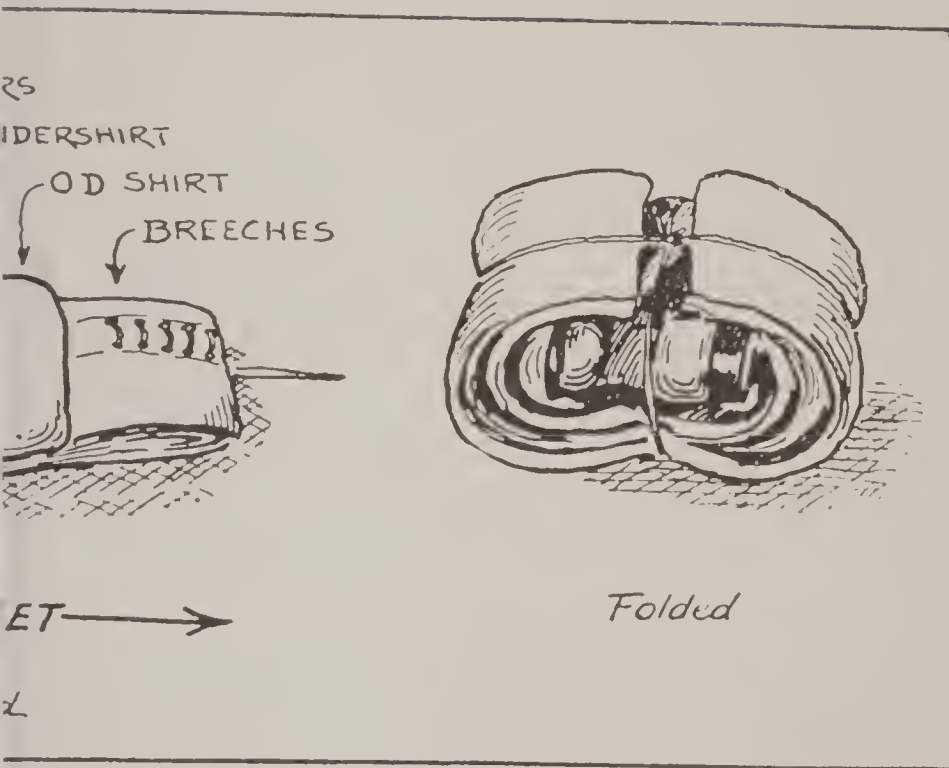
Hereafter private mounts owned by officers of all grades in the Army for which the government expends public funds in the matter of maintenance and care, or additional pay, must



at least equal the requirements contained in the specifications prepared under the direction of the Quartermaster General, and published for the guidance of all concerned in the inspection and purchase of public animals for the military service, subject to the following modifications:

(a) For all officers of the mounted service who are 5 feet 10 inches or over in height, and when only one mount is owned, it will be required that such animal shall be at least 15 hands 2 inches in height.

(b) For all officers of the mounted service who are



under 5 feet 10 inches in height, and for all officers of the dismounted service, it will be required, when only one mount is owned, that such animal shall at least be 15 hands in height.

(c) For all officers of both the mounted and dismounted service where a second mount is owned, the minimum requirement of height for such animal will be 15 hands.

(d) White or gray horses and stallions will be considered unsuitable mounts. Mares will be considered suitable only when exceptionally well qualified.

(e) The weight should in all cases conform to height, and

both be such as to cause the animal, when in normal flesh, to be well proportioned and a good weight carrier. Animals which fail to meet the foregoing requirements, but which have heretofore been considered suitable mounts, will, while serviceable, be so continued only for their present owners. (Par. 2, G. O. 9, W. D. 1916).

Note:—In France all mounted officers are permitted to use government mounts. Private mounts will not be shipped abroad. (A. E. F.)

VI. TRANSPORTATION

1. Field Train: The peace and war allowance of transportation is the same, and is prescribed in orders from the War Dept. See latest table of organization.

At the annual tactical inspection and at such other times as may be ordered by commanders, the baggage and ration allowance and the distribution of loads in the field train will conform in every way to the requirements of Section 1 of the Organization Tables as amended; in other words to the amount and kind of transportation that would obtain in actual war. Field wagons will be stenciled on both sides of the wagon bed in black, in 6 inch letters as follows:

Field Train, Ration, 341, F. A., No.....

Field Train, Baggage, 341, F. A., No.....

The baggage of the regimental sanitary detachment is carried in the baggage section of the regimental field train. (O. T.)

When a battalion of the regiment takes the field in-

dependently, it will be entitled to one supply sergeant and six wagons. (Ind. Q. M. G., July 15, 1916.)

The standard wagon is the four mule escort wagon. The load should not exceed 3000 pounds on a good road, for average conditions 2500 pounds is considered a fair load.

The complete equipment of spare parts and accessories for wagons, ambulances, and teams is prescribed in G. O. 39, W. D. 1915, commencing on page 569.

Going into camp a wagon train is parked as follows: When there is room and ground suitable, the wagons will be dressed to the right with intervals of about 20 feet between wagons.

A picket line stretched between wagons, tied to the hind wheels, may be used for the animals. This method prevents the animals from eating the wagons, as will be the case when they are tied to the pole or wheels. When there is not sufficient space for this method close the wagons up with intervals of 3 feet between hubs dressed to the right and stretch the picket line between trees for the animals.

6 Wagons in the field should be inspected at the end of each day's march, and if practicable, all necessary repairs made promptly. Particular attention should be given to discovering the loss of nuts and to replacing those missing; a good supply of nuts and a few extra bolts should be carried in the tool box. The axles should be greased daily and care taken to remove the old before putting on fresh grease.

The harness should be examined daily and any defect or

weakness should be repaired at once. When removed from the animals at night, harness should be placed where it will dry and not be thrown on the ground. The collar should be carefully wiped off. Harness should be thoroughly cleaned at least twice a month. (Manual Q. M. C.)

7. Combat train: In addition to the vehicles and animals from the batteries, one pack mule is assigned the regimental combat train for transportation of sanitary supplies. While temporarily attached to regiments, ambulances march with the combat train and a wagon carrying a camp infirmary marches with the baggage section of the field train. Extra space in the wagon carrying the camp infirmary may be utilized at the discretion of the regimental commander. (O. T.)

VII. TENTAGE

For each field officer, one small tent, pyramidal, or wall. For each officer below the grade of field officer one shelter tent complete. For each two enlisted men one shelter tent complete. (O. T.) The weight of this tentage is in addition to the fifty pounds authorized for bedding rolls.

Note: No tentage other than the authorized shelter tents will be taken abroad.

VIII. MESS AND COOKING OUTFITS

For each company, headquarters and supply company, the weight of the mess and cooking outfits will not exceed one pound per man, in addition to what is carried on the person. (O. T.) If the field train with the mess and cooking outfits

does not come up in time for meals, the individual mess kits will be used. On the march Commanders may authorize the carrying of haversacks on the carriages when practicable.

IX. RECORDS AND OTHER REQUISITES

The regimental allowance is 2000 lbs., to be carried in the baggage section of the field train. (O. T.) One field desk with contents not to exceed 35 lbs. is authorized for regimental and each battalion headquarters, the regimental supply officer and each battery and company. Only "LIVE" records will be taken into the field. En route by rail or sea, records must always be easily accessible.

X. RATIONS AND FORAGE

Organizations of all arms of a division carry on the man or animal in the field trains the same number days' rations. The same rule applies to grain carried on animals and vehicles. They are distributed between men, vehicles of the ration section of the field train in the same manner, and therefore, must be replenished from the supply train or column at the same time. In campaign a command carries as part of its normal equipment the following rations and forage:

(a) On each man: At least two days' reserve rations. Civilian employees, etc., accompanying the combatant forces are also required to carry with them the same reserve as enlisted men.

For each draft animal: On each vehicle a reserve of 1 days' grain ration for its draft animals. (Par. 302, F. S. R.)

Reserve rations are consumed only in case of extreme necessity when no other supplies are available. They are not to be consumed or renewed without express order from the officer in command of the troops who is responsible for the provision supplies; namely, the division commander, or other independent detachment commanders. Every officer within the limits of his command will be held responsible for the enforcement of this regulation. Reserve rations consumed must be replaced at the first opportunity. (This includes frequent renewal of the bacon component which is liable to deterioration.) In addition to the foregoing, commanders will require each man on the march to carry the unconsumed portion of the days' ration issued the night before, for the noon day meal. In the same manner, cavalry and field artillery carry on their horses a portion of their grain ration issued the night before for a noonday feed.

(b) In the ration section of the field train; for each man two days' field and one day's reserve, and for each animal two days' grain rations. ****The one day's reserve ration is intended to provide for replacing immediately any reserve ration carried by the man which may be consumed.

Ordinarily rations and grain are issued to troops during the afternoon from the ration sections of the field train sent forward for the purpose. These supplies provide the evening meal, the following day's breakfast, and the lunch to be carried on the man, and in addition grain for the evening feed, the following morning's feed as well as the noonday feed, the last to be carried in the feedbag.

Empty vehicles of the ration section are conducted to the

designated distributing point at the hour specified (usually during the morning) refilled, and rejoin the grouped field trains. (Par. 303, F. S. R.)

XI. SUGGESTIONS FOR CAMP INSPECTION

At camp inspections, all articles of personal equipment and clothing will be displayed.

Unless otherwise ordered the shelter tents of the enlisted men will be pitched in two lines facing each other.

The blanket folded in a square will be placed in front of the owner's half of the tent, folded edges to the right and front the rear edge of the blanket six inches from front of tent. The equipment and clothing will be displayed on the blanket:

First line: (along the right edge of blanket).

Beginning in front, the meat can, then meat can cover with handle of meat can over it; tin cup containing knife, fork and spoon with handles down; canteen standing on its base; canteen cover; rations with bacon and condiment cans.

Second line: (center line).

Towel, with soap, comb and toothbrush laid on same; drawers with socks laid on top; undershirt; slicker folded, not rolled.

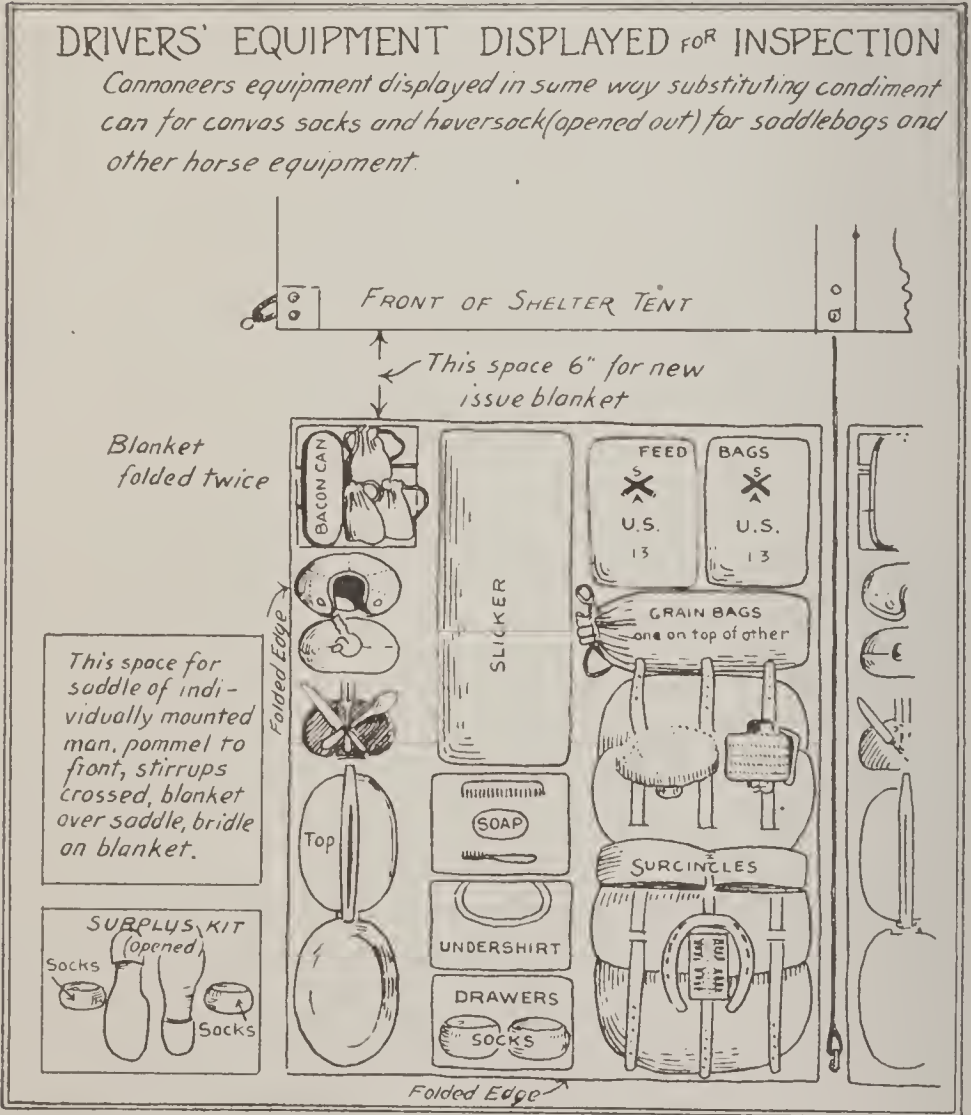
Third line: (along left edge of blanket).

Saddlebags or haversack, opened out to show both halves; grooming kit, teeth and bristles up, and surcingles on saddlebag. In rear of the saddlebags the grain bags, and rear of the grain bags the feed bags, neatly folded.

Surplus kit, when displayed, to be opened out and placed

just outside of and in prolongation of front edge of blanket.
 If the saddle of individually mounted men is displayed

Arrangement of property for inspection is shown below.



at the tent, it will be placed just in rear of the surplus kit, pommel to the front, blanket over the saddle, bridle over the blanket.

Each man will stand at inspection with his heels just outside the front corner of his tent, on his own side.

XII. INSPECTIONS

In making inspections the following will be given particular attention: When time does not admit of taking up in detail all the items below enumerated, the inspection will thoroughly cover a few that may be selected.

PERSONNEL:

Require cleanliness and smart appearance, hair short on top and in back as well as on the sides of head.

CLOTHING:

Require hat, clothing and shoes to be of pattern issued by the quartermaster corps, and worn in the prescribed manner; clothing buttoned and hooked throughout; hat on straight and dented as required in subject II, par. 6 ante, and properly brushed; hat cord sewed on.

PERSONAL EQUIPMENT

Inspection of pistols and extra magazines should be frequent and thorough.

Require every man to be supplied with two identification tags.

Require spurs and spur straps kept neat and serviceable. Spurs to be worn horizontal and one inch above top of heel, point down.

See that mess kits are clean and suitable for field service. At inspection, cover and cup should be removed from canteen; knife, fork and spoon placed in cup, handles down.

Require toilet articles and extra clothing to be complete and serviceable; clothing in roll practically new; full cake of soap; soap and toothbrush in containers if possible. (Suitable containers should be kept in stock at post exchange).

Require shelter tent and accessories, blanket, slicker, and mosquito bar (when provided), to be ready for field service.

Reserve ration when issued, intact and well cared for.

MESS EQUIPMENT

Require articles of mess equipment to be complete and in perfect condition for immediate field service; pots and pans new or as good as new, cleaver and butcher knife sharpened, etc.

SURPLUS KITS

Require surplus kits to be packed in the prescribed manner. (See IV ante.)

Require clothing therein to be new, except the shoes, which should be worn a few times only, to break them in.

XIII. WATER SUPPLY

Precautions must be taken to prevent contamination of

the camp water supply by keeping all containers scrupulously clean and protected from dust and other sources of infection.

An appliance carried on the supply table as "Water Bag, Field, Sterilizing," consists of a canvas bag of special woven flax, 20 inches in diameter and 28 inches in length, sewn on flat galvanized iron ring, hinged so it folds at one diameter. Spliced at four equidistant points on the ring are two crossed pieces of hemp rope, enabling the bag to be suspended on any convenient support capable of holding the weight of the bag when filled with water, which is about 330 pounds. Five nickel spring faucets are placed at equal spaces about the bottom of the bag. The neck of these faucets is small enough to enter a canteen, which can be filled in 10 seconds. The self-closing faucets prevent wastage.

The purpose of the bag is not for transporting water, but to provide a stationary receptacle in which water can be held long enough to sterilize and then distribute it. The empty bag weighs from 7 to $7\frac{1}{2}$ pounds and folds into a convenient package for carriage in the field.

After the bag is suspended and filled with water, it is sterilized by addition of a small amount of hypochlorite of calcium. This is carried in measured doses, sealed in glass tubes. A package of 60 of these tubes weighs 10 ounces and measures $7\frac{1}{2}$ by $3\frac{1}{2}$ by $4\frac{1}{4}$ inches. Packed in corrugated paper it will stand rough usage.

The tubes themselves are 3 inches in length by three-fifths of an inch in diameter and are marked with a file, enabling them to be easily broken in the fingers without fragments. As the

chemical acts more efficiently in clear water, a filter cloth to be fastened over the opening of the bag and weighing 1 ounce, is provided, or water may be strained through a blanket. The bag is filled after it is in place. Suspended matter, such as clay, is largely removed and not left to interfere with the action of the chlorin. Ordinarily 5 to 10 minutes suffices after the addition of the powder to render the water safe to drink. (Par. 3, G. O. 45, W. D. 1916.)

Note: All water in France contains COLON BACILLI and will not be drunk until sterilized and treated as above.

SIGNALING

After suitable opportunity is given, no line officer can be rated as excellent who is unable to send and receive thirty characters per minute by semaphore flags.

INFORMATION AS TO UNIFORMS, EQUIPMENT TRANSPORTATION, ETC., ETC., FOR OFFICERS SERVING IN FRANCE

BAGGAGE

1. Field allowance of baggage is given in A. R. 1123 and 1136 as modified by W. D. telegram to A. E. F. June 25, 1917. The latter provides as follows:

(a) That the allowance prescribed for grades above Captain shall include and cover everything necessary.

(b) That the allowance for grades below Major, and for contract surgeons, acting dental surgeons shall be 250

pounds; and shall cover everything necessary, excepting horse equipment.

UNIFORMS

1. The uniform and equipment for field service in France are prescribed (See Note 3, page 66 U. R. also Bul. 2 W. D. Jan. 25, 1918.) Omit O. D. cotton uniforms, mosquito head nets and sabers. Add the following Garrison articles: Cap, O. D.; Riding Gloves; and some linen shirts, collars and cuffs.

Illuminated dials on wrist watches and compasses are desirable. In addition to articles required by U. R., the following is suggested:

- 1 Flash light with extra batteries.
- 1 Fountain pen with paper, post cards and envelopes
(no stamps required in France.)
- 6 Pencils.
- 1 Housewife (with needles and thread, pins and buttons, etc.)
- 1 Canvas or rubber tub for sponge bathing.
- 1 Canvas folding bucket.
- 1 Toilet kit complete (as desired) in field weather-proof case.
- 1 Pocket knife (with can opener attachment.)

Bedding roll should include:

- 1 Mattress.
- 1 Pillow.
Linen. (Sheets and pillow cases.)
- 4 Blankets.

- 1 Comforter.
- 1 Small rug (to dress on.)
- Cot
- 1 Sterns Heater.

Note: Cots for enlisted men will not be taken.

Clothing should include:

- 2 Heavy wool O. D. uniforms.
- 1 Light wool O. D. uniform (Cotton is never worn in France. Wool uniforms can be purchased there on long notice at about \$50.00, price going up in Dec. 1917. More attention is paid to dress and better appearance required in France than has ever been the case before in the Army.)

Note: In France officers are not permitted to wear uniforms of issue cloth. (A. E. F.)

Light and heavy wool socks.

Cotton and heavy wool underwear (Officers who have never before worn anything heavier than cotton are wearing wool there now.)

A wool lined overcoat.

A vest of leather or flannel.

A sweater.

A knitted toque.

A pair hip rubber boots with moccasins to reach the ankle.

1 pair heavy hobnailed laced boots large enough to wear two pair socks underneath.

1 pair arctic overshoes. (Q. M. pattern.)

2 pair shoes for use with overshoes.

1 slicker (with detachable warm lining.) The very suitable English trench coat may be worn if obtainable. Nothing is waterproof in the trenches but the English Coat is nearer satisfactory than any other known garment.

In addition to the prescribed field belt the Sam Browne or "Liberty" belt is required of all officers at all times. This may be purchased at port of embarkation of the U. S. Ordnance Department for \$8.00, or in France for 45 francs.

Take such professional books as you expect to need and can carry.

Steel helmets and gas masks will be issued in France. Officers may purchase Trench Caps in France.

ALL CONTAINERS should be plainly marked on three sides as follows:

1st Lieut. John Doe
341st Field Arty.
A. of U. S.

Battery "D."

In addition to above address, the weight, number and cubical contents must be plainly marked on 2 sides of all heavy freight.

Saddle equipment to be carried in sack or box, plainly marked.

Officers suitcases and trunks will be placed in state rooms aboard and rolls stored in hold. Enlisted men will have access on the ship to no baggage or freight except what they carry on the person.

CABLES AND CORRESPONDENCE

1. All letters written by enlisted men of organizations serving abroad will be submitted to their immediate commanders in open addressed envelopes (no stamp is required if the soldier enters the following phrase in the upper left hand corner of the envelope "SOLDIERS LETTER".)

The letter will be read and censored as prescribed by Censors Regulations, A. E. F. by the officer commanding the organization or a commissioned deputy, will be signed by him, placed in the envelope; the envelope will then be marked "O. K." in the lower left hand corner and signed by the officer with rank (not regiment) and turned over personally by him to the nearest base censor (usually the regimental chaplain) still open.

Officers may censor and seal their own letters signing them on the last page and entering "O. K. CENSORED," followed by signature on lower left hand corner of the envelope. The letter may then be sealed and handed to the nearest base censor for stamp of his office.

LETTERS

1. It is important that persons in the United States with whom you intend to correspond be notified of your **proper address**.

Samples:

(a)

Captain John Doe
341st Field Artillery
A. E. F.
via New York.

(b)

Sergeant John Doe
Supply Department
341st Field Artillery
A. E. F.
via New York.

(c)

1. Private John Doe
2. Battery "B"
3. 341st Field Artillery
4. A. E. F.
5. via New York.

For members of Band, Headquarters Company, Sanitation Detachment or Veterinarian Detachment; same as above placing proper detachment in place of Battery on line 2.

CABLES

1. All cablegrams must be censored and actually stamped by a base censor "Passed by an official censor" before they will be accepted for transmission.

CABLE ADDRESSES

1. The use of any cable address not registered prior to August 1st, 1914, is prohibited. (A. E. F.)

2. It is suggested that officers or enlisted men who anticipate extensive use of the cables arrange before departure from the United States with some firm having a cable address to forward to desired persons messages coming to them from officers abroad.

Example: The following cable.

PENNVIS
NEW YORK
ARRIVED WELL

was a cable of 4 words which cost one dollar. Through arrangement made before hand it read and was forwarded in the States by telegraph.

PENNIE, DAVIS, GOLDSBORO AND MARVIN
35 NASSAU STREET
NEW YORK

PLEASE WIRE MY WIFE I ARRIVED TODAY WELL
JOHN DOE.

which would have been a cable of twenty-one words, costing \$5.25.

3. Arrangements have been made whereby a cable may be sent from anywhere in the United States to any member of the Military in Europe at eight cents per word, counting address and signature. The following form must be used whoever the message is for:

JOHN DOE
Captain Artillery
AMEXFORCE
LONDON

4. Upon arrival at the Base Censor's in London the cable will be forwarded by wire to the addressee in any part of France or Italy. No code messages may be sent—only sensible English words or sentences and there must be at least two words in each message.

A code address will be accepted for transmission only after the following certificate is placed on the message and signed by the sender:

“I certify that this code address was registered prior to August 1st, 1914.”

OFFICERS PAY AND PAY ARRANGEMENTS.

1. Officers ordered upon overseas duty may arrange to have sums of money paid directly from the war department to banks or families in the United States. A. R. 1295 provides that officers may leave with THE DEPOT QUARTERMASTER, Washington, D. C., signed vouchers for any amount up to and including their full pay, **for each month.** These vouchers will be signed and endorsed on the back "When due place to my credit with (name bank)" or "When due pay to Mr. (Mrs.) (naming payee)."

When this is done the Quartermaster will at the end of each month for which a voucher is left by an officer, pay the same, as directed.

The day an officer boards a transport for foreign service his pay is increased ten per centum and remains so until, upon his return to the United States he disembarks. For an enlisted man the INCREASE is 20%.

Any balance not ordered paid by the DEPOT Quartermaster may be drawn as desired from any Quartermaster in France. Enlisted men may provide for home payments by "allotment." Consult your organization commander.

Because of mail irregularities it is recommended that officers with dependants make use of the method of provision outlined above leaving pay vouchers in the States. This and no other method guarantees prompt payment.

While the author believes that officers expenses should not exceed thirty-five dollars per month he nevertheless advises that each officer so arrange pay matters as to leave him in control of fifty dollars each month in case of need.

The Y. M. A. C. will always cash American checks and will send money home for officers subject to unavoidable delays,

A number of American banks have recently established branches in France. Correspond before leaving with the Army National of Fort Leavenworth, Kansas.

Officers, while on foreign service in Europe, will not transfer their pay accounts to commercial firms, unless such action is absolutely necessary at places where there is no disbursing quartermaster. Pay vouchers should be presented to the nearest disbursing quartermaster for payment, or for deposit to the officer's credit in a bank as authorized by paragraph 1258. Army Regulations. (March 14, 1918).

[241.41, A. G. O.

PHOTOGRAPHS

1. No photographs are allowed to leave France in the mails without being passed by a special censor.

EMBARKING

It is important that all members of a command traveling by rail to a port of embarkation be cautioned under existing orders as to giving of information and no marks or signs on cars will be permitted.

Before entraining all officers should thoroughly acquaint themselves with the provisions of Section I, G. O. 75 W. D., 1917; Section II G. O. 94 W. D., 1917; as well as paragraphs 3500 and 3909 MANUAL OF THE QUARTERMASTERS' CORPS.

These orders give useful and explicit orders as to important matters of entraining and embarking and the proper arrangement of freight and baggage.

Attention of all should be directed to the fact that, arriving at a port of embarkation neither officers or men will in all probability be allowed to go any where other than directly to the dock and that once on the dock NO PERSON IS ALLOWED TO LEAVE OR SEE FRIENDS OR FAMILIES under any circumstances. Officers or men who permit families or friends to visit piers subject themselves to report by the guard.

Bulletin No. 7 W. D. Feb. 12, 1918, provides that:

“* * * After arrival at the pier no telegrams, letters or TELEPHONE MESSAGES will be permitted to be sent” and “* * * No officer will be permitted to leave the steamer after boarding.”

Letters, telegrams or messages may be written before departure and deposited in recepticals for the purpose without stamps before the ship sails. These will be collected, censored and forwarded by the authorities at the port of embarkation.

TRAVEL IN FRANCE

1. When ordered from point to point alone in France, officers will purchase their own railroad tickets in advance and then claim reimbursement on the proper form from the nearest Quartermaster. On such trips, however, officers should, when they have excess baggage, apply to an American Quartermaster for a “Transportation request” which will be cashed for a baggage ticket before boarding trains. This

ticket does not get your baggage onto the train but simply authorizes the transportation of it. PERSONALLY WATCH YOUR BAGGAGE ONTO AND OFF FROM ALL TRAINS AND WATCH IT AT ALL STOPS.

There are no express or baggage companies and no baggage checks issued. All railroads in France are in the hands of the Military and are operated accordingly.

LODGINGS, ETC.

1. Officers arriving for the night at any small town will immediately report to the American Provost and register, quoting his authority for visiting the town. Not to do so within four hours subjects the officer to arrest and trial by General Court Martial. After registering, in small towns only, proceed to the American Billeting Officer, known as TOWN MAJOR and apply for lodging. He will give you a billeting slip with the address of some billet. Each household in France is required to keep one room available for traveling officers subject to billet. This room will contain: double bed, mattress, 2 blankets, comfortable, clean sheets, pillow and case, one table, 2 chairs, rug, wash stand with pitcher and bowl (no soap), 1 clean towel per day and one large mirror.

2. When you have finished with the room enter on the billeting slip the number of nights you have used the room, sign the slip and turn it over to the owner of the house. Always notify the TOWN MAJOR when you surrender a room.

3. Arriving in a city, proceed at once to the American Provost and register, then to any hotel of your own choice. If the city is within the war zone (approximately twelve miles from the front) you will be required to visit and inspect the

CAVE (pronounced carve,) or bombproof, before you will be allowed to register.

4. Officers will pay for their own rooms which cost with excellent bath and accommodations, from eight to twenty francs per day.

BILLETS

1. While it by no means falls to the lot of all our troops in Europe to be billeted in towns some are, and for their information the following is suggested:

2. When a command is to be billeted an officer is sent to the town where, with the French authorities arrangements have or will be made for receiving the command. Each house or building is allotted to so many men and certain rooms and sometimes buildings set aside for officers, etc.

3. A. detail should be sent ahead one or two days to receive from the American Billeting Officer a list of available houses and a diagram of the billeted part of the town. Assignments are made by this detail. Officers, usually one or two to a room, have comfortable quarters and messes are usually established near the center of the town. The troops are placed in halls, stores, stables and barns by squad or company. [Billeting regulations are strict through necessity because of the danger of fire and damage to property. These regulations approved by the American and French authorities will be furnished the troops on arrival.

POST EXCHANGES

1. No Post Exchange merchandise will be taken to France. (Tel. W. D. March 14, 1918.)

2. Authority must be obtained to take Post Exchange Fixtures or Funds outside the limits of the United States.

3. Batteries are not allowed to operate exchanges in Europe. (A. E. F.)

INDEX

	Page		
Addresses	41	Identification tags	10-13
Cable	41	Inspections	31-33
Letter	40	Inspections illustrated	23
Allowance, of baggage	36	Kit, field and surplus	18-22
American Provost	45	Kit illustrated	24
Boots, officers	5	Leggings	6
Boots, rubber	5	Lariat	17
Badges	5	Letters	40
Brassards	15	Lodgings in France	45
Blanket roll (to make)	19	Masks, gas	11-39
Baggage allowance	36-39	Medical property	10-14
Baggage in France	45	Mounts	23
Billets	46	Mess outfits	28
Caps	5-11-37	Marking freight	39
Compasses	16	Overcoats	6-7
Cooking outfit	28	Overshoes	7
Camp Inspections	31	Puttees (see Leggings)	
Cots	38	Picket Pin	17
Containers	39	Pistol	17
Cables	41	Pay arrangements	43
Correspondence	39	Photographs	43
Censor	39	Provos	45
Cable addresses	41	Post Exchanges	47
Cable codes	42	Ribbons	7
Drinking Water	34	Rubber Boots	7
Equipment		Rations	11-29
Uniform and personal	4	Records	29
Field kit	9	Service, field (see Field Service)	
Horse	9	Shirts OD	7
Drivers	12	Slickers	14 et seq
Dismounted men	13	Shoes	8
Officers in France	37	Sweaters	8
Embarkation	43	Sabers	17
Entraining	44	Saddles	17
Exchanges	47	Saddlebags	17
Field service, defined	3	Saddle cloths	17
Forage	11-29	Spurs	18
Field glasses	16	Tags, Identification	10-13
Field kit	18-22	Transportation	26
Foreign service	36	Tentage	28
Freight, marking	39	Telephones	44
Funds	43-47	Travel in France	44
Gloves	6	Uniform and equipment	4
Gas masks	11	Europe	37
Glasses, field	16	Watches	18
Hats	6	Whistles	18
Helmets	39	Water	34
Horseshoes and material	12	Water bags	35
Horses (see Mounts)			
Hotels in France	46		

LIBRARY OF CONGRESS



0 011 392 420 2

