Ltr, Fukuoka MG Team, subj: "Application for Use of Buildings of Reparations Installation (Nihon Tire Co. Ltd., Kurume-Shi, Fukuoka Ken, Synthetic Rubber Plant)", dtd 4 Mar 47.

AG 004 (MG-Em) 3rd Ind

19 MAR 1947

Headquarters Eighth Army, APO 343

TO: Commanding General, I Corps, APO 301

The release to the Japanese Home Ministry of lands and buildings not needed for the custody and control of reparation equipment at the Nihon Tire Plant is approved.

BY COMMAND OF LIEUTENANT GENERAL EICHELBERGER:

R. SCHAFER
Lt. Col., AGD
Asst. Adjutant General.

RECORDED - MG

2 Incls:
1^2 2^5 w/d.

MEMO FOR RECORD:

1. This plant never operated.
2. 80% of the equipment was installed at war end.
3. Equipment centralized between Sept. 45 and the time of Reparation Selection Oct. 46.

BASIC: Ltr, Fukuoka Mil Govt Team, 386.6, subj: "Application for Use of Buildings of Reparations Installation (Nihon Tire Co. Ltd., Kurume-Shi, Fukuoka-Ken, Synthetic Rubber Plant)", dtd 4 Mar 47.

AG 004 - BA 4th Ind MIN/fsn

Hq I Corps, APO 301, 25 MAR 1947

TO: CO, Kyushu Mil Govt Region, APO 929

1. Your attention is directed to 3rd indorsement.

2. The land and buildings of the Nihon Tire Company, Kurume Kojo, which are not presently part of the synthetic rubber plant, and are not required for the custody and control of reparations equipment may be released to the Home Ministry, provided that they are not enemy installations as defined in Operational Directive No. 28, Headquarters Eighth Army, dated 18 November 1945.

3. In the event that they are enemy installations, the release must be accomplished in accordance with provisions of paragraph 2, Operational Directive No. 28/14, Headquarters Eighth Army, dated 27 February 1947.

BY COMMAND OF MAJOR GENERAL WOODRUFF:

2 Incls:
n/c

A: SEIPEL
Lt.Col., AGD
Asst.Adj.Gen.

OO FILE OO

FUKUOKA MILITARY GOVERNMENT TEAM
Fukuoka, Kyushu
APO 929

TOB/kkl

386.6

4 March 1947

SUBJECT : Application for Use of Buildings of Reparations Installation (Nihon Tire Co. Ltd., Kurume-Shi, Fukuoka-Ken, Synthetic Rubber Plant

TO : Commanding General, Headquarters Eighth Army, APO 343

THROUGH : Channels

REFERENCES: 1277 Operational Directives 5/8, Para 3, 2(H) and Operational Directives 5/5 Para 2H

1. In compliance with Operational Directives 5/5 Para 3, 2(H). The petition of the Nihon Tire Co. Ltd., Kurume-Shi, Fukuoka-Ken, for use of buildings is transmitted herewith.

2. The buildings are a part of the Synthetic Rubber Plant which is listed for Reparations.

3. This Headquarters recommends the granting of temporary use of these buildings.

FOR THE COMMANDING OFFICER:

ROGER L. LASHERY
1st Lt. Cav
Adjutant

Incls:
2 copies letter
Kyushu Liaison Office

6 copies petitions of company

APPLICATION FOR PERMIT TO PARTIAL USE OF BUILDING OF REPARATION FACTORY

January 30, 1947

TO: Commanding Officer
Military Government Team, Fukuoka City.

FROM: Nihon Tire Co., Ltd.
Synthetic Rubber Kurume Factory.

THRU: Kyrshu Liaison Office, Fukuoka City.

1) Name of Company: Nihon Tire Co., Ltd.

2) Name of Factory: Synthetic Rubber Kurume Factory.

3) a) Location of Company: No. 1 Kyobashi 1 chome, Kyobashi-ku, Tokyo city.

b) Location of Factory: 433 Sasayama- cho 6 chome, Kurume City Fukuoka pref.

4) a) Date of Establishment of Company: March 1, 1931

b) Date of operation of Factory: Never operated yet.

5) History of Factory:
Upon directive of Japanese Navy Aviation Headquarter dated June 18, 1943 for manufacture and supply of Synthetic Rubber, started to construct factory in July, 1943.
Construction of factory building was completed in November, 1944. At time of the end of war about 80% of the planned machineries were under instalment, and factory never came to operate.
Factory was closed September 25, 1945.
Factory was designated as reparation factory in October 17, 1946 by Occupation Faorces.

6) Reasons for Partial Use of Factory Building:
Before designation as reparation factory dated October 17, 1946, tire factory had converted empty factory building into store house, experiment house and machine shop for tire company, and had used. As this factory was designated as reparation factory we tried to remove all the machineries equipped and to turn buildings in original condition. However we found it impossible since there is no proper space to substitute floor space Therefore we apply for permission to use building as at present.

7) Details of Converted Buildings

a) Store House and Work Shop 244 tsubo
(Brick and woden concrete building)
Store house is now stored materials for tire factory.
Work shop is repair shop and experiment shop for tire making machineries.

b) Cooling House 137 tsubo
(Wooden concrete flat house)
Now used as tire mold shop.

c) Gas Condensation House 148.5 tsubo
(Wooden concrete second-storied, Tile-roofed house)

d) Hydrogen Chrolide House 94.5 tsubo
(Wooden concrete second-storied tile roofed house)
Now used as raw rubber store house for tire company.

8) House to store Reparation Mschineries.

a) Acetylene Gas Bldng. 100 tsubo
(Wooden concrete tile roofed with partial second storied)

b) Polymerization House 152 tsubo
(Wooden concrete tile roofed flat house)

c) Reaction House 203.5 tsubo
(Wooden concrete tile roofed flat with partial down celler)

d) Office House 180 tsubo
(Wooden tile roofed flat)

9) Proportion of floor space of the converted houses to that of not converted:

Floor space of converted house	633 tsubo	49.8%
Floor space of not converted house	638 "	50.2%

10) Mschineries installed in converted houses:
a) In work shop

1.	1	set	8' lathe
2.	2	"	20" Boring machine
3.	1	"	16" Band saw
4.	1	"	Air compressor
5.	1	"	14' lathe
6.	3	"	4' lathe
7.	1	"	20" Shaper
8.	1	"	15 KW Electric Welder
9.	1	"	½" Grinder
10.	1	"	¼" "
11.	1	"	2'x3' Iron Base.
12.	1	"	Milling machine
13.	1	"	Test Pump
14.	1	"	20"x20" Iron base
15.	1	"	½ HP Eletric Drill
16.	1	"	¼ " " "
17.	1	"	3x6 Iron Base
18.	2	"	1½ ton Chain block
19.	2	"	Chain block
20.	1	"	Acetylene meter
21.	1	"	Potetion meter
22.	¾	"	Oxigen meter
23.	1	"	30 KW Gas welder
24.	2	"	10' lathe
25.	1	"	30 HP hydrolic Pump
26.	1	"	Grinder
27.	1	"	Belt hammer
28.	1	"	Base for belt hammer
29.	1	"	Table boring machine
30.	1	"	15" shaper
31.	1	"	Ampere meter
32.	1	"	Mega
33.	2	"	Gas tank
34.	8	"	1 HP Electric motor
35.	4	"	¾ " " "
36.	2	"	½ " " "
37.	4	"	2 " " "
38.	1	"	1½ " " "
39.	1	"	10 " " "
40.	1	"	5 " " "

b) Mold Shop

1.	1	Set	Grinder
2.	6	"	7"Vice
3.	2	"	Vice table
4.	6	"	Work table
5.	4	"	Round work table
6.	5	"	"
7.	1	"	1½ ton Chain block
8.	11	"	Tool boxes
9.	1	"	Rolly wagon
10.	3	"	Electric Boring machine

Please refer to attached drawing

N. Matsudaira

Nobutaka Matsubaira
Director of
Nihon Tire Co.,Ltd Synthetic Rubber
Kurume Factory in charge of
Safeguarding and Manntenance of
Plant.

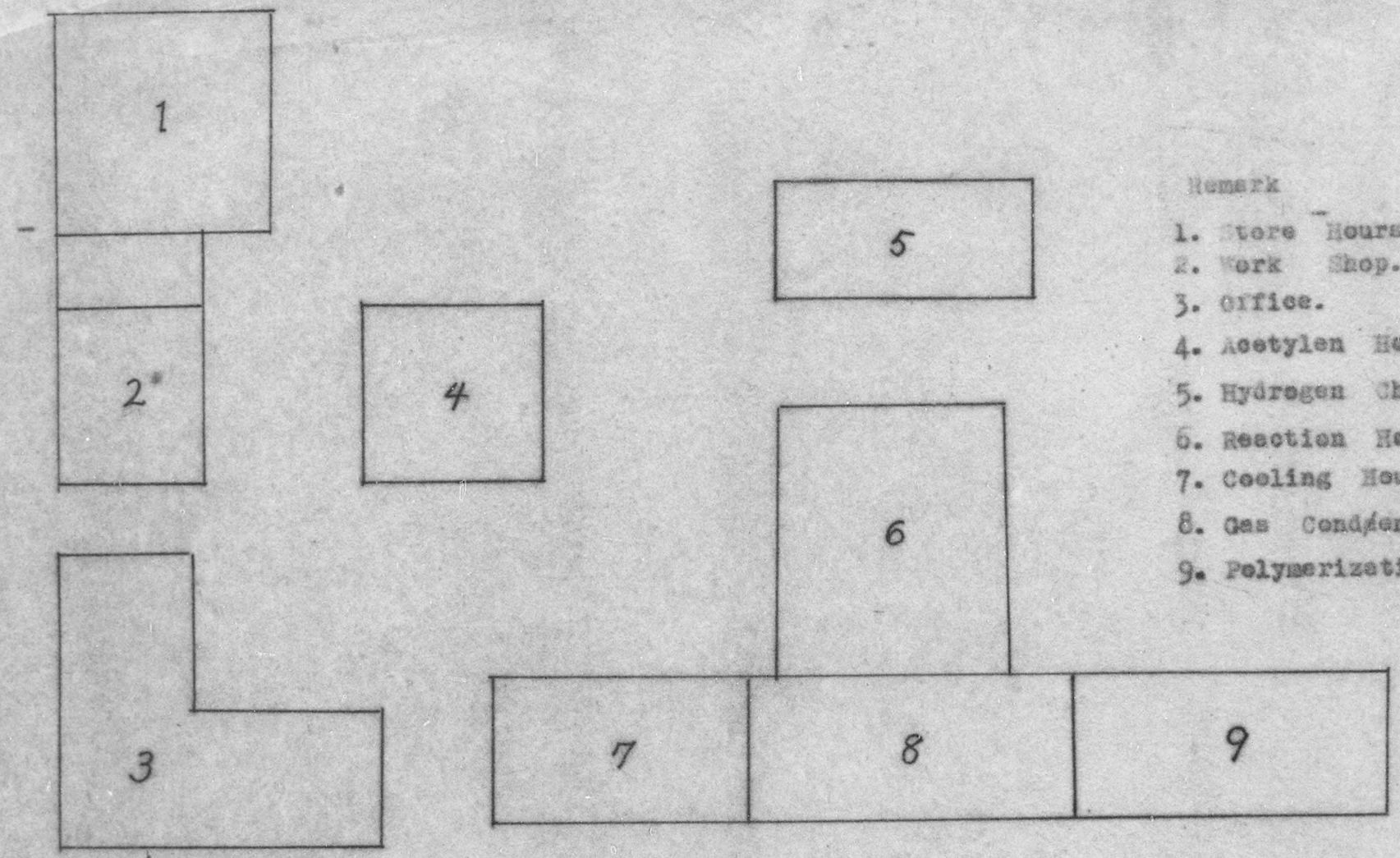

Remark

1. Store Hourse.
2. Work Shop.
3. Office.
4. Acetylen House.
5. Hydrogen Chrelide Ho
6. Reaction House.
7. Cooling House.
8. Gas Condensation Ho
9. Polymerization Hous.

FUKUOKA MILITARY GOVERNMENT TEAM
Fukuoka, Kyushu
APO 929

TOB/yt

12 March 1947

MEMORANDUM TO : Commerce & Industry Officer

SUBJECT : Report on Inspection of Reparation Facilities involved in Labor Disputes.

1. An inspection was conducted by Representatives of this team of the Nihon Tire (Synthetic Rubber) and Asahi Kinzoku K.K. located in Kurume-shi, Fukuoka-ken. At the time this inspection was made a serious Labor Dispute was in progress. Demonstrations being held inside the plant property by approximately eight humdred employees at times reached Fever Pitch under the harangue of various Labor Leaders.

2. At no time did this observer see any attempt by plant guards to check personnel identification passing through the plant gates to participate in this demenstration.

3. Facilities of these plants have been placed under the custody and control of the Supreme Commander of the Allied Powers by SCAPIN - 1277 (Subject: Reparations Selections within the Synthetic Rubber Industry) and SCAPIN -1258 (Reparation Selections within Privately Owned Munitions Plants)

4. It is the opinion of this observer that the continuance of this strike and demonstrations being held inside plant property jeopardizes the proper custody, control, and protective maintenance of Reparations installations and facilities located within the plant area.

5. If the dispute is to continue this observer recommends that all demonstrations be held outside of the plant property and only authorized employees engaged in the work of guarding and maintaining Reparations Equipment be admitted.

Thomas J. O'Brien

Thomas J. O'Brien
Industry Section

cc Maj Westbrook
" Cpt. Barker
" Mr Sandri. ECLO


Nihon Rubber Plant.

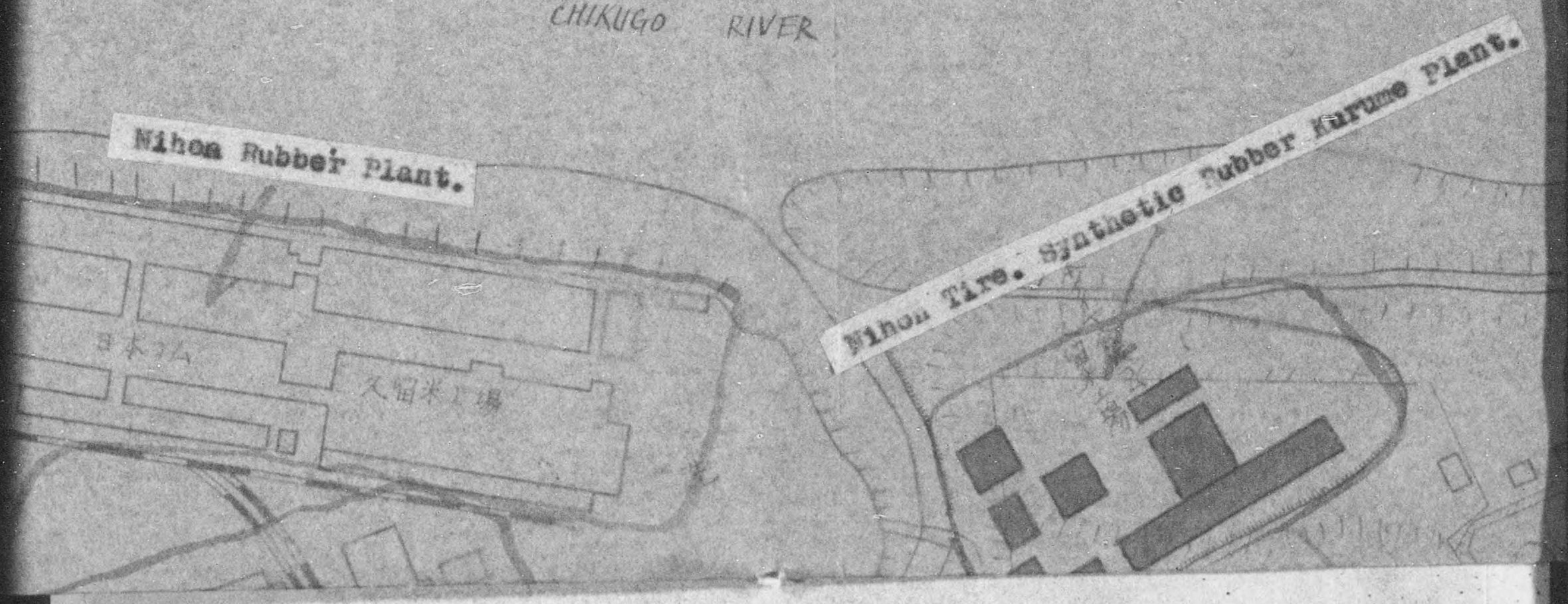
CHIKUGO RIVER
Nihon Rubber Plant.
Nihon Tire. Synthetic Rubber Kurume Plant.

SKETCH. OF REPAPATION FACTORY
NIHON TIRE SYNTHETIC RUBBER PLANT
&
ASAHI STEEL WORKS, LTD.
KURUME

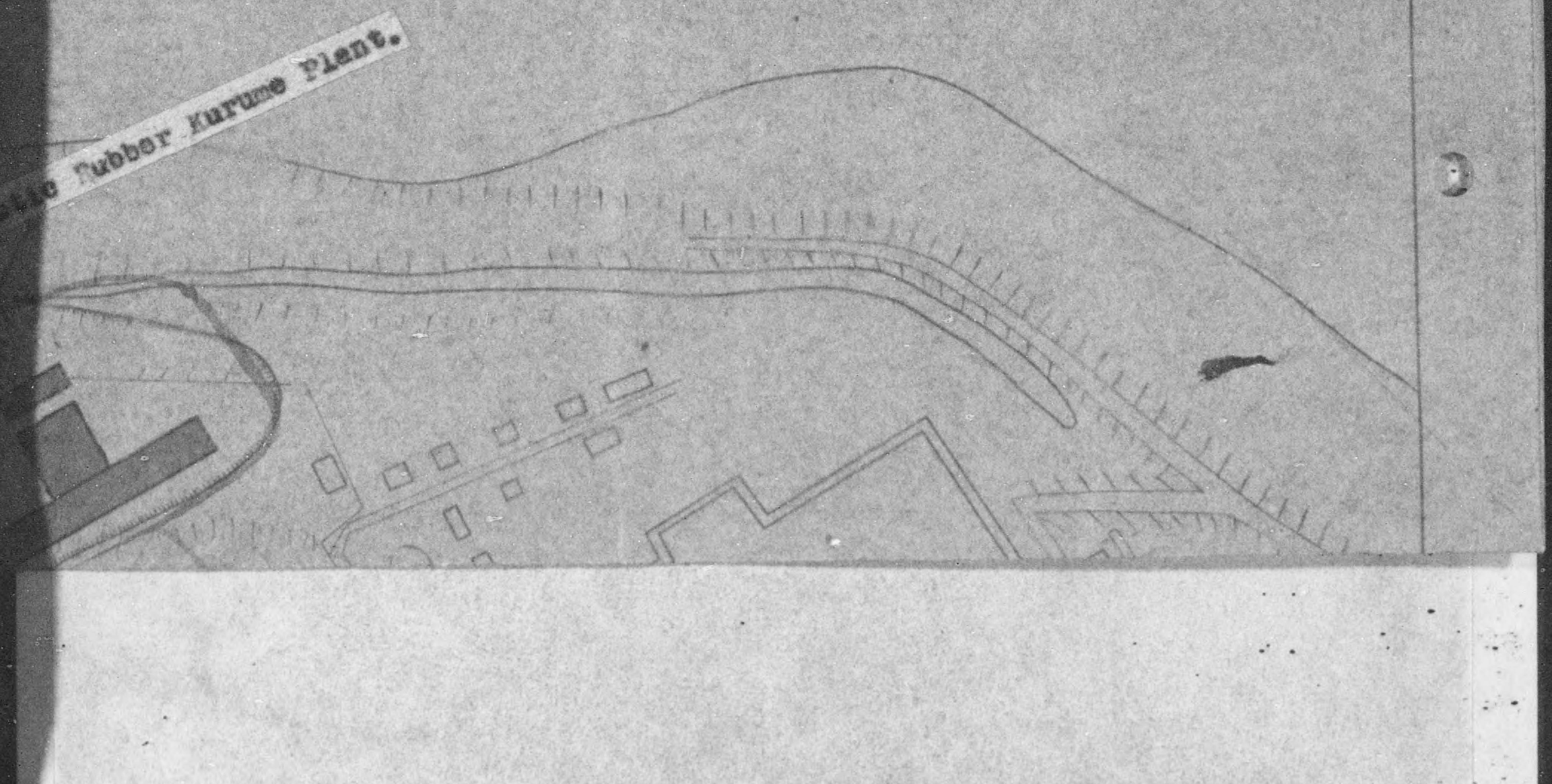


日本ゴム
久留米工場
第一工場
久留米駅
Asahi Iron-Work Plant.
Nihon Tire. First Plant.


Nihon Tire. Synthetic
Nihon Tire. First Plant.
Nihon

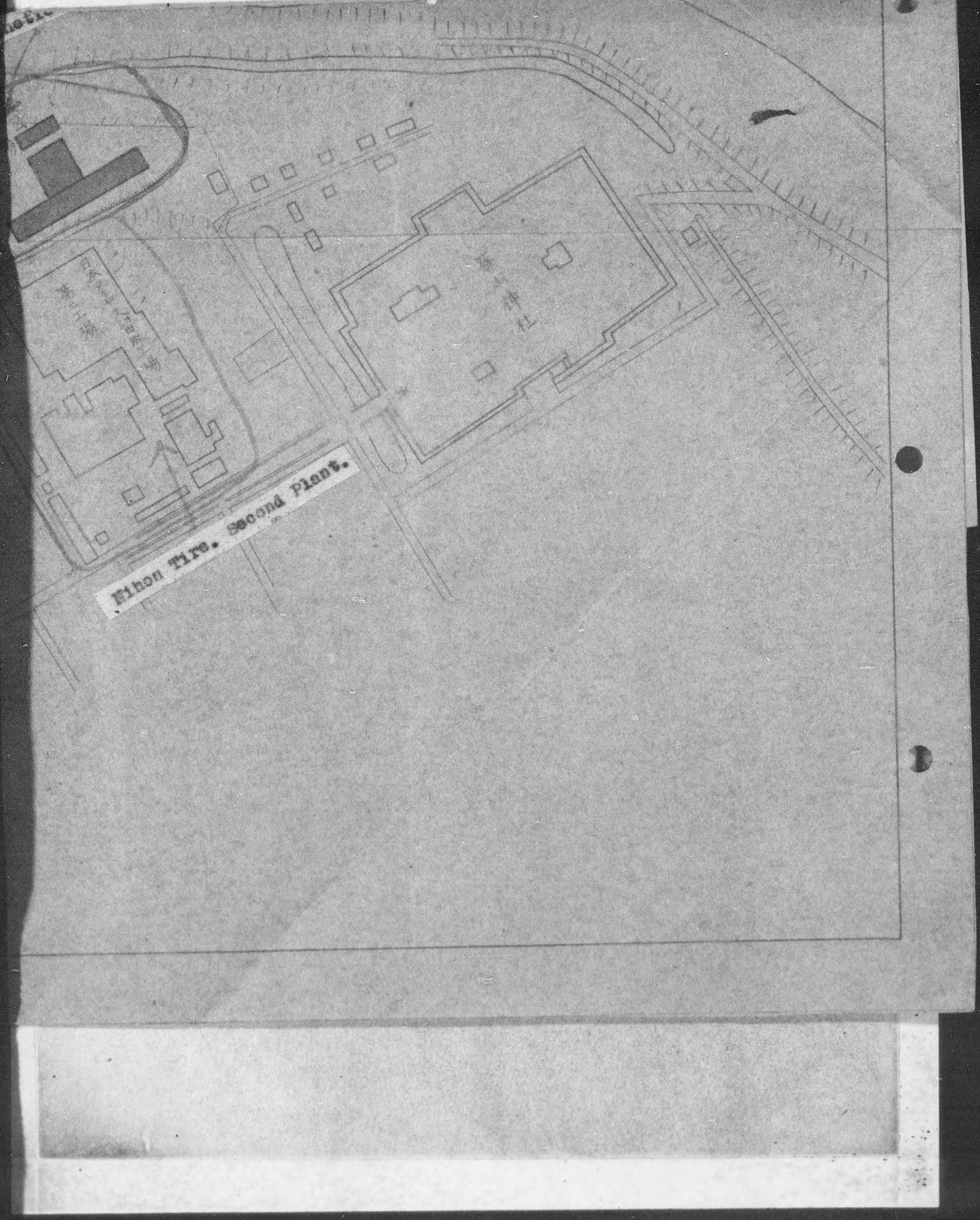
Ohashi
Nihon Tire. Second Plant.

ANNOUNCEMENT FOR COMPANY NAME CHANGES

Date 10 March 1951

To ; Headquarter Kyusyu Civil Affairs Region

Thru ; Governor Fukuoka Ken

From ; Kurume Synthetic Rubber Plant
Nippon Tire Co., Ltd.

Code No. 07-51

Subject ; Change of Company Name

We are very glad to announce that the Company name has been changed as follow;

Changed Name ; Bridgestone Tire

Used name ; Nippon Tire

Date of Changing ; 25th Feb, 1951

FOF THE CHIEF CUSTODIAN
OF KURUME SYNTHETIC RUBBER PLANT

N. Matsudaira
Managing Director of
Nippon Tire Co., Ltd.

07-51

KYUSHU CIVIL AFFAIRS REGION
GHQ SCAP
Fukuoka, Kyushu, Japan

MNW/msw

APO 1105
1 December 1950

E 387.6

SUBJECT: Reparations Scrap

THRU: Kyushu Liaison and Coordination Office

TO: Technical Affairs Section, Fukuoka Prefectural Government
ATTN: Reparations Section

1. References:

a. Letter 387.6, Civil Property Custodian, General Headquarters, Supreme Commander for the Allied Powers, subject: "Release of Reparations Equipment Located in Fukuoka Prefecture", dated 29 September 1950.

b. Operational Directive #11, Civil Affairs Section, General Headquarters, Supreme Commander for the Allied Powers, subject: "Industry", dated 10 April 1950.

2. On 30 November 1950, physical inspection of the Nippon Tire K.K., code number 07-51, revealed that the nine (9) items listed below have been destroyed to such an extent that they cannot be reconstituted into usable items. Therefore, authority is granted for disposition and removal from the custodial area.

07-51-1E1-1-2	07-51-1E1-2-2	07-51-1D4-1
1E1-1-3	1E1-2-3	1E2-1-1
1E1-1-4	1E1-2-4	1E2-2-1

3. A copy of this letter will be kept on file at plant 07-51.

ELLSWORTH R. MOSMAN
Chief, Economics Section

KYUSHU CIVIL AFFAIRS REGION
CHQ SCAP
Fukuoka, Kyushu, Japan

MW/msw

APO 24 Unit 5
12 October 50

E 387.6

SUBJECT: Reparations Scrap

THRU: Kyushu Liaison and Coordination Office

TO: Technical Affairs Section, Fukuoka Prefectural Government
Attn: Reparations Section

1. Reference:

a. Letter 387.6, CPC, GHQ, SCAP, subject: "Release of Reparations Equipment Located in Fukuoka Prefecture", dated 29 September 1950.

b. Operational Directive 11, Civil Affairs Section, GHQ, SCAP, subject: "Industry", dated 10 April 1950.

2. The nine (9) items listed on the attached application will be destroyed on the spot where equipment rests. When destruction is completed, this headquarters will be notified. A physical inspection will be made to determine that the equipment cannot be reconstituted into a usable machine. Following the inspection, the equipment will be released as melt down scrap.

1 Incl:
List of nine (9)
scrap items.

E. R. MOSMAN
Chief, Economics Section

Nippon Tire KK, Kurume Gosei Gomu Kojo, Code No. 07-51

Inventory No.	Description
07-51-1E1-1-2 thru 1E1-1-4	Tank
2-2 " 2-4	"
1D1-1	Acid Lifter
1E2-1-1	Tank
1E2-2-1	"

Michael W Wolniak

MICHAEL W. WOLNIAK
AUTHORIZED TO CERTIFY ALL
REPARATIONS DOCUMENTS FOR
KYUSHU CIVIL AFFAIRS REGION

Code No.: 07 - 51

Plant Name: Synthetic Rubber, Kurume Plant,
Nippon Tire Co., Ltd.

The following is a list of machines which are believed to be of scrap value only. It is requested that these equipment be released as melt down scrap.

Category	Inventory No.	Machine	Remarks
I a	IEI-I-2	Emulsifier Tank	Wooden made and very old.
"	" 3	"	"
"	" 4	"	"
"	IEI-2-2	"	"
"	" 3	"	"
"	" 4	"	"
"	ID4-I	Acid Proof Absorbing Tower	Chinaware and it's parts broken
2 a	IAI-I-4	Gas Generator	War damaged on transport action from the maker
"	IEI-I-10	Shaking Machine	"
"	" 2-10	"	"
"	IA2-I-I	Gas Holder	"
"	IE2-I-I	Coagulation Tank	Tiled to the floor
"	" 2-I	"	"

Custodian

KYUSHU CIVIL AFFAIRS REGION
GHQ SCAP
Fukuoka, Kyushu, Japan

LW/mms

APO 24 Unit 5
19 June 1950

E 387.6

SUBJECT: Confirmation of EX Equipment

THROUGH: Kyushu Liaison and Coordination Office, Fukuoka, Kyushu

TO : Nippon Tire Co., Ltd.
Synthetic Rubber Plant (07-51)
Kurume-shi, Fukuoka Ken

This headquarters acknowledges the one (1) turbine pump and one (1) set of pipes as being EX at plant 07-51. However, adequate records will be maintained to show the origin of this equipment.

FOR THE CHIEF:

1 Incl:
Application

ELLSWORTH R. MOSMAN
Chief, Economics Section

LIST OF EX EQUIPMENT

Name of Plant: Kurume Synthetic Rubber Plant, Nihon Tire Co., Ltd.
(07-51)

Name of Equipment	Inv.No.	Quantity	Discription	Date Bought	Where M From
Direct Turbine Pump	1 K	1	2 HP	23 Apr '49	Torishima Manfg.Co., Eujita, Yawata-City, Fukuoka Pref.
Pipes	2	1 set	Pipe 13.7m Socket 25 pcs Elbow 5 pcs Valve 3 pcs Tee 2 " Cross 1 " Flange 6 "	"	

Totaling 2 sets

J. Nakamura
Deputy Custodian

Michael W Wolniak

MICHAEL W. WOLNIAK
AUTHORIZED TO CERTIFY ALL
REPARATIONS DOCUMENTS FOR
KYUSHU CIVIL AFFAIRS REGION

Inclosure #1, Ltr, KCAR, File E 387.6, subj: Confirmation of EX Equipment, dtd 19 Jun 50.

KYUSHU CIVIL AFFAIRS REGION
GHQ SCAP
Fukuoka, Kyushu, Japan

MW/mms

APO 24 Unit 5
8 June 1950

E 387.6

SUBJECT: Confirmation of AU Equipment

THROUGH: Kyushu Liaison and Coordination Office, Fukuoka, Kyushu

TO : Nippon Tire Co., Ltd.,
Sasayama-machi, Kurume-shi, Fukuoka Ken

This is to certify that the seven (7) items listed on the attached application are in authorized use.

FOR THE CHIEF:

1 Incl:
Application

ELLSWORTH R. MOSMAN
Chief, Economics Section

To: Governor, Fukuoka Prefecture

From: Kurume Synthetic Rubber Plant, Nihon Tire Co.,Ltd.
(code no. : 07-51)

Subject: Report on Authorized use machineries.

AUTHORIZED USE LIST

27 April 1950

Name of Plant (Code No.)
Kurume Synthetic Rubber Plant,
Nihon Tire Co.,Ltd.
Code No.: 07-51

Nomenclature	Code No	Quantity	Remarks
Transformer 30 KW	III I-I ✓	I	
"	III I-2 ✓	1	
Switch Board	III 2-1 ✓	1	
"	III 2-2 ✓	1	
"	III 2-3 ✓	1	
"	III 2-4 ✓	1	
"	III 2-5 ✓	1	

Total 7 equipments

Deputy custodian

J. Nakamura
Clerk, Kurume Synthetic
Rubber Plant,
Nihon Tire Co.,Ltd.

Inclosure #1 to Ltr, KCAR, File # 387.6, subj: Confirmation of AU Equipment, dtd 8 June 1950.

Michael W Wolniak

MICHAEL W. WOLNIAK
AUTHORIZED TO CERTIFY ALL
REPARATIONS DOCUMENTS FOR
KYUSHU CIVIL AFFAIRS REGION

Del'

REPARATIONS EQUIPMENT IN AUTHORIZED USE

Code No. 07-51

1. Name of Plant: Nihon Tire Co., Ltd., Synthetic Rubber Kurume Plant
2. Address : 433, 6 chome, Sasayama-machi, Kurume-city, Fukuoka-ken

REPORT "A"			REPORT "B"		
Code No.	Item	Quantity	Code No.	Item	Quantity
III-1-1	Transformer				
" 2	"				
" 3	"	CANCELLED 6 April '50			
" 4	"				
III-2-1	Switch Board				
" 2	" "				
" 3	" "				
" 4	" "				
III-1-1	Sulphuric Acid Tank	CANCELLED 6 April 50			
" 2	" " "				
III-2-5	Switch Board				

1. Name of Plant: Nihon Tire Co., Ltd.,
Synthetic Rubber Kurume Plant

2. Address : 433,6 chome, Sasoyama-machi, Kurume-city,
Fukuoka Ken

3. Code No.: 07-51

Code No.	Item	Quantity	Using Company	Date Authorized
III-1-1	Transformer	1	Nihon Tire Co., Ltd.	17 November 1947
" 2	"			
" 3	"			
" 4	"			
III-2-1	Switch Board			
" 2	" "			
" 3	" "			
" 4	" "			
ID-1-1	Sulphuric Acid Tank			
" 2	" " "			
III-2-5	Switch Board			

List of EX Equipment

Report No. I Date of Report : Oct 15. 1948

1. Name of Plant (Code Number) : Nihon Tire Co., Ltd.
Synthetic Rubber Kurume Plant.
07-51

2. Name of Custodian : Nobutaka, Matsudaira.

3. Location of Plant : 433, 6-chome, Sasayama-machi, Kurume-City
Fukuoka-Prefecture.

A. Machine and other Major items.

Code No	Class	Item	EX Date	Authorized Use	Remarks
0	0	0			

List of EX Equipment.

Report No I Date of Report Oct 15. 1948

1. Name of Plant (Code Number) : Nihon Tire Co., Ltd.
   Synthetic Rubber Kurume Plant.
   07-51

2. Name of Custtadion : Nobutaka, Matsudaira.

3. Location of Plant : 433, 6-chome, Sasayama-machi, Kurume-City, Fukuoka-Prefecture.

4. List of EX Equipment :

B. HandtToal and Attachement.

Code No	Class	Item	EX Date	Authorized Use	Remarks
0	0	0			

List of EX Equipment

Report No I Date of Report Oct 15. 1948

1. Name of Plant (Code Number) : Nihon Tire Co., Ltd.
Synthetic Rubber Kurume Plant.
07-51

2. Name of Custodian : Nebutaka, Matsudaira.

3. Location of Plant : 433, 6-chome, Sasayama-machi, Kurume-City, Fukuoka-Prefecture.

4. List of EX Equipment

C. Furniture, car, phone and other Miscellaneous

Code No	Class	Item	EX Date	Authorised Use	Remark
0	0	0			

SYNTHETIC RUBBER KURUME PLANT
OF NIPPON TIRE CO., LTD.

(A) Originally inventoried Equipment that is not in Authorised Use.

Code No	Item	Class	Remarks
IA 1-1-1	Bucket Conveyer	2	
1-2	"	2	
1-3	Hopper	2	
1-4	Acetylene Gas Generator	2	
1-5	Gas Washer	2	
1-6	"	2	
1-7	"	2	
1-8	Pressure Safety Device	2	
1-9	Gas Cooler	2	
1-10	"	2	
1-11	Water Separator	2	
1-12	Acetylene Washing Tower	2	
IA 2-1-1	Gas Holder	2	
1-2	Gas Safety Device	2	
1-3	"	2	
IA 3-1	Acetylene Purifier	2	
3-2	"	2	
IE 1-1-1	Controlling agent Tank	2	
2-1	"	2	
2-11	"	2	
1-2	Emuulsifier Tank	2	
1-3	"	2	
1-4	"	2	
2-2	"	2	
2-3	"	2	
2-4	"	2	
1-9	Rotary Polymerization Machine	2	
2-9	"	2	
IE 1-1-5	Polymerization Vessel	2	
1-6	"	2	
1-7	"	2	
1-8	"	2	
2-5	"	2	
2-6	"	2	
2-7	"	2	
2-8	"	2	
1-10	Shaking Machine	2	
2-10	"	2	
1-11	C.P. Measuring Tank	2	
IE 2-1-1	Coaglation Tank	2	
2-1	"	2	
1-2	Anti-Polymeizer Tank	2	
1-3	Brine Tank	2	

Code No	Item	Class	Remarks
IE 4-1	Dry Ice Vaporizer	2	
IB 2-1-1	Water Cooler	2	
1-9	Brine Condenser	2	
1-10	"	2	
1-2	Water Cooler	2	
1-3	Heat Exchanger	2	
1-4	"	2	
1-5	Brine Condensor	2	
1-6	"	2	
1-7	Heat Exchanger	2	
1-8	"	2	
1-17	Water Seal No.3	2	
1-18	"	2	
1-19	"	2	
1-20	"	2	
1-21	"	2	
1-22	"	2	
1-31	Water Seal No.5	2	
1-32	Brine Pump	2	
1-33	Brine Filter	2	
1-34	"	2	
1-35	Brine Separator No.2	2	
1-36	No.1 Condensate Receiver	2	
IB 2-1-11	Brine Condensor	2	
1-12	"	2	
1-13	"	2	
1-14	"	2	
1-15	"	2	
1-16	"	2	
IB 2-1-23	Water Seal No.3	2	
1-24	"	2	
1-25	"	2	
1-26	"	2	
1-27	"	2	
1-28	"	2	
1-29	"	2	
1-30	"	2	
1-37	Condensate Pump	2	
1-38	Acetylene Ceparator	2	
1-39	Evaporator (2.5m2)	2	
1-40	No.2 Condensate Receiver	2	
IB 3-1-1	Porcelain Pump	2	
1-11	Evaporator (2.5m2)	2	
2-7	"	2	
1-2	Brine Receiver	2	
1-3	Condensate Dehydrator	2	
1-4	"	2	
1-5	4m Rectifying Tower	2	
1-10	"	2	

Code No	Item	Class	Remarks
IB 3-2-1	4m Rectifying Tower	2	
2-6	"	2	
1-6	Evaporator (5m2)	2	
2-2	"	2	
2-11	2.5m Condenser	2	
IB 4-1-2	"	2	
2-2	"	2	
4-1-1	M.V.A Receiver	2	
2-1	"	2	
3-2-12	D.V.A Receiver	2	
2-13	"	2	
1-7	Eva porater (1.5m2)	2	
2-3	"	2	
1-8	Water Seal No.4	2	
1-12	"	2	
2-4	"	2	
2-8	"	2	
1-9	5m Condenser	2	
1-13	"	2	
2-5	"	2	
2-9	"	2	
2-10	M.V.A Measuring Tank	2	
IB 5-1	15 HP Fan	2	
2	Water Seal No. 1	2	
3	"	2	
4	"	2	
5	"	2	
6	"	2	
7	"	2	
8	"	2	
9	"	2	
10	"	2	
11	"	2	
12	"	2	
13	"	2	
14	"	2	
15	"	2	
16	"	2	
17	"	2	
18	Porcelain Pump	2	
19	"	2	
20	"	2	
21	"	2	
22	Water Seal No.2	2	
23	"	2	
24	"	2	
25	"	2	

Code No	Item	Class	Remarks
IB 5-26	Sight Glass	2	
27	Catalyser Heating Tank	2	
28	"	2	
29	"	2	
30	"	2	
31	"	2	
32	"	2	
33	"	2	
34		2	
35	Porcelain Pump	2	
36	"	2	
IC 1-1-6	"	2	
2-1-4	"	2	
2-2-4		2	
IC 1-1-1	M.V.A Vaporizer	2	
1-1-2	M.V.A Washer	2	
1-1-3	"	2	
1-1-4	"	2	
1-1-5		2	
IC 2-1-1	Pregeater "	2	
2-1		2	
1-2	C.P Recation Tower "	2	
2-2		2	
1-3	Catalyser Heating Tower "	2	
2-3		2	
IC 1-1-7	Brine Tank	2	
3-1-2	C.P. Condenser	2	
1-3	Heat Exchanger	2	
1-10	Porcelain Pump	2	
IC4 -1-10	Evaporater "	2	
2-10		2	
IC 3-1-8	Brine Receiver	2	
3-1-6	Condensate Dehydrater "	2	
3-1-7		2	
4-1-1	M.V.A Separator	2	
4-1-13	No.2 Rectifying Tower	2	
4-2-1	M.V.A Separator	2	
~~4-1-13~~	~~No.1 Rectifying Tower~~	~~2~~	
~~4-2-1~~	~~M.V.A Separator~~	~~2~~	
4-2-13	No. 2 Rectifying Tower	2	
4-1-5	Evaporater "	2	
14	"	2	
2-5	"	2	
2-14	"	2	
1-11	"	2	
1-15	"	2	
2-11	"	2	
2-15	"	2	
1-2	,,	2	

Code No	Item	Class	Remarks
IC 4-2-2	Condenser	2	
1-8	"	2	
1-20	"	2	
1-17	"	2	
1-18	"	2	
2-8	"	2	
2-22	"	2	
2-17	"	2	
2-18	"	2	
2-20	D.C.B Receiver	2	
IC3-1-4	Water Separator	2	
1-5	"	2	
4-1-3	Dehydrator	2	
1-4	"	2	
2-3	"	2	
2-4	"	2	
1-7	Recovered MVA Receiver	2	
2-7	"	2	
1-6	Crude CP Receiver	2	
2-6	"	2	
1-9	No.1 Rectifying Tower	2	
2-9	"	2	
IC 4-1-12	No.1 C.P Still-Liquid Tank	2	
16	"	2	
2-12	"	2	
2-16	No.2 "	2	
1-19	C P Receiver	2	
2-19	"	2	
2-21	Vaccum Regulater	2	
IC 3-1-1	C.P Washing Tower	2	
1-9	"	2	
ID 4-1	Acid Proof absorbing Tower	2	
5-1	Acid Lifter	2	
5-2	"	2	
3-1	Hydchororide Acid Tank	2	
ID 2-1-5	Head Tank	2	
2-6	"	2	
3-6	"	2	
4-6	"	2	
5-6	"	2	
6-6	"	2	
7-6	"	2	
8-6	"	2	
ID 1-3	Sulphuric Acid Tank	2	
5-3	Acid Lifter	2	
ID 2-1-1	Hydchorolic Acid Generator	2	
2-1	"	2	
3-1	"	2	
4-1	"	2	
5-1	"	2	

Code No	Item	Class	Remarks
ID ~~2-6-1~~	Hydchororide Acid Generator	~~2~~	
6-1	Hydchororide" Acid Generator	2	
7-1	"	2	
8-1	"	2	
9-1	"	2	
10-1	"	2	
1-2	Coke Burnner	2	
2-2	"	2	
3-2	"	2	
4-2	"	2	
5-2	"	2	
6-2	"	2	
7-2	"	2	
8-2	"	2	
1-3	Coke Carrier	2	
ID 2-2-3	"	2	
3-3	"	2	
4-3	"	2	
5-3	"	2	
6-3	"	2	
7-3	"	2	
8-3	"	2	
1-4	Sulohuric Acid Meausuring Tank	2	
2-4	"	2	
3-4	"	2	
4-4	"	2	
5-4	"	2	
6-4	"	2	
7-4	"	2	
8-4	"	2	
9-2	"	2	
10-2	"	2	
1-5	Sludge Receiver	2	
2-5	"	2	
3-5	"	2	
4-5	"	2	
5-5	"	2	
6-5	"	2	
7-5	"	2	
8-5	"	2	
9-3	"	2	
10-3	"	2	
IC 5-20	Comdenser	2	
8	"	2	
9	Porcelain Pump	2	
18	"	2	
22	"	2	
23	"	2	
24	"	2	
25	"	2	

Code No	Item	Class	Remarks
IC 5-26	Porcelain Pump	2	
2	7½ HP Fan	2	
27	"	2	
3	Preheater	2	
4	"	2	
5	"	2	
6	Catalyser Heating Tank	2	
7	"	2	
13	"	2	
14	"	2	
15	"	2	
1	1 HP Fan	2	
10	Recovered MVA Receiver	2	
11	Crude CP Receiver	2	
28	No.1 CP Still-Liquid Tank	2	
29	"	2	
12	CP Receiver	2	
16	Pump	2	
17	"	2	
30	"	2	
31	"	2	
21	Separator	2	
19	Fan (1 HP)	2	
33	Porcelain Filter	2	
II 1-1-1	Rotary Compresser	2	
2	"	2	
3	Recipro Compresser	2	
4	"	2	
5	Brine Tank	2	
6	"	2	
7	"	2	
8	"	2	
II 4-1	Pump	2	
2	"	2	
3	"	2	
4	"	2	
5	"	2	
6	"	2	
7	"	2	
8	"	2	
II 6-1	Hot Water Producer	2	
II 6-2	½ HP Fan	2	

(B) Additionally inventoried Equipment that is not in Authorised Use

Code No	Item	Class	Remarks
IA 4-1	Angle	2	
IE 4-2	Angle	2	
IA 1-1-13	Piping	2	
IA 1-1-3	Piping	2	

(C) Misscelaneous Equipment which is not Authorised Use

	Item	Class	Remarks
None			

M. Matsudaira

Custodian of Nippon Tire Co., Ltd.
Synthetic Rubber Kurume Plant.

Inspector(s)

REPARATIONS INSPECTION CHECK SHEET

Fukuoka Prefecture Date

1. Plant Code No 07-51
2. Name Synthetic Rubber Plant of Nippon Tire Co., Ltd, Town 6-chome, Sasayamamachi, Kurume City, Fukuoka Pref.
3. Category of Plant Synthetic Rubber Established [redacted] 1944
4. Made:
   Pre-war None During War None Now None
5. Employed:
   Pre-war None During War 159 Now 23
6. Equipment (machine tool) classification:
   Total 389 No1 Not applicable No3 Avg.Age
   % %Foreign Made 0 %Est.Desirable to Claimant
7. Equipment now in operation. Total 11PCS Its maintnance?
   Equipment now in "Authorized Use". Total (11PCS) 100 % in operation 11 PCS (includes two (2) tanks)
   Equipment reported in "Authorized Use", now not in "Authorized Use". Total (List inventory numbers on back).
8. Classification deemed satisfactory/unsatisfactory?
9. Reclassification deemed essetial/not essential?
10. Inventory Complete? Yes Items not inventoried None
11. Overall maintnance: Excellent/Good/Fair/Poor
12. Reconditioning in progress? None To be completed by June 1948
    23 employees, 5 of them skilled mechanics, engazed in maintnance and reconditioning of equipment.
13. General appearance of plant/storage and equipment.
14. General impression of management/custodiun:
15. Estimated removability of equipment (by value) 95 % of buildings %
16. Engineers available who installed equipment originally? 5 available
17. Plant's experience in dismantling None in preparation(packing) for shipment None in re-assembly at destination

(OVER)

51

18. Time required for dismantling & packing 2 Month for re-assembly 1 Year.

19. Recommended port for shipment Sasebo Mode of transp. to port _____ on Ry, spur _____ Ry to port pier _____

20. Is plant well guarded? _____ Has plant been evaluated by JG? [redacted] (23-July-07)

21. Petition on file for removal from reparations list? Not permitted

22. Is plant typical? Typical Remarks: Built for Synthetic Rubber manufacturing

23. Estimated weight and dimensions of largest package after dismantling and crating H1148mmxØ3316mmxT6mm PURIFIER. Weight 5,35 ton

24. How many buildings comprise this plant? 5Buildings How many include reparation equipment? 3 How many contain immediately available reparations equipment? 9 PCS.

25. What functiol subdivisions are include in the plant and in which buildings are they located? Synthetic Only.

26. Is a clear plant layout with adequate identification and description of all functional subdivisions available in Reparations(if more than one functional subdivision)? Discribed. (If not, obtain one). If a plant evaluation report is available in Reparations, does its buildings identifications agree with plant layout Agreed

27. Is plant large, medium, orsmall in comparison to other plants of similar type? medium. If larhe or medium, what possible breakdown or grouping of subordinate units into 2 or 3 allocation nits appears most logical? Can not

28. If major portions of the plant are less useful or less desirable than other portions, specify the poorer sections(and building locations) Very good section.

29. If this plant is a dispersal area or is very small, could it be allocated with another nearby dispersal area? ~~Can include into near abother plant.~~ No

If so, what one(s)? ~~To the tire making plant as annexe equipment.~~

30. Does the equipment in authorized use destory the balance or impair the usefulness of available equipment No. If so, how? _____


Ware house.

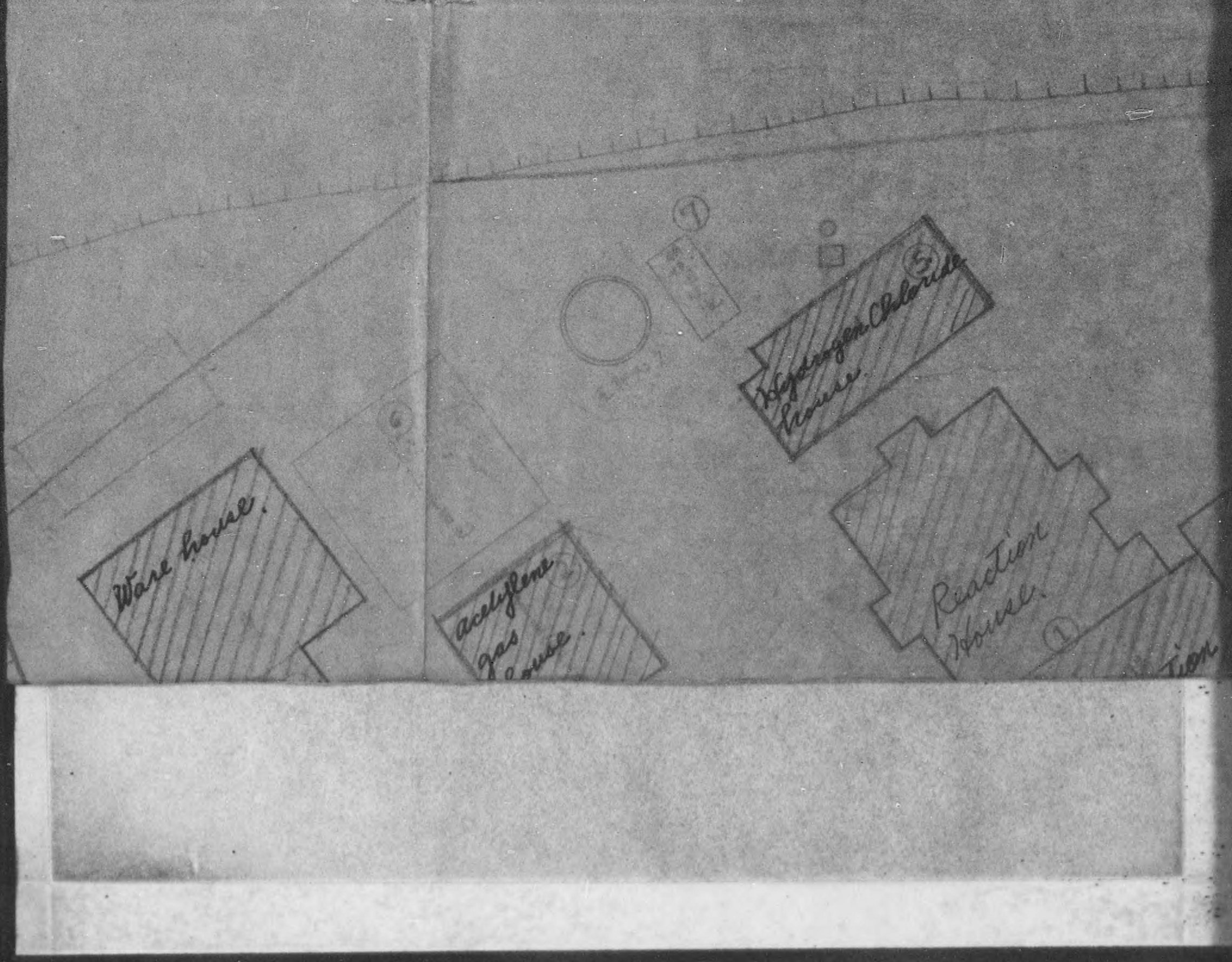
Hydrogen Chloride house
Ware house.
Acetylene gas house.
Reaction House.

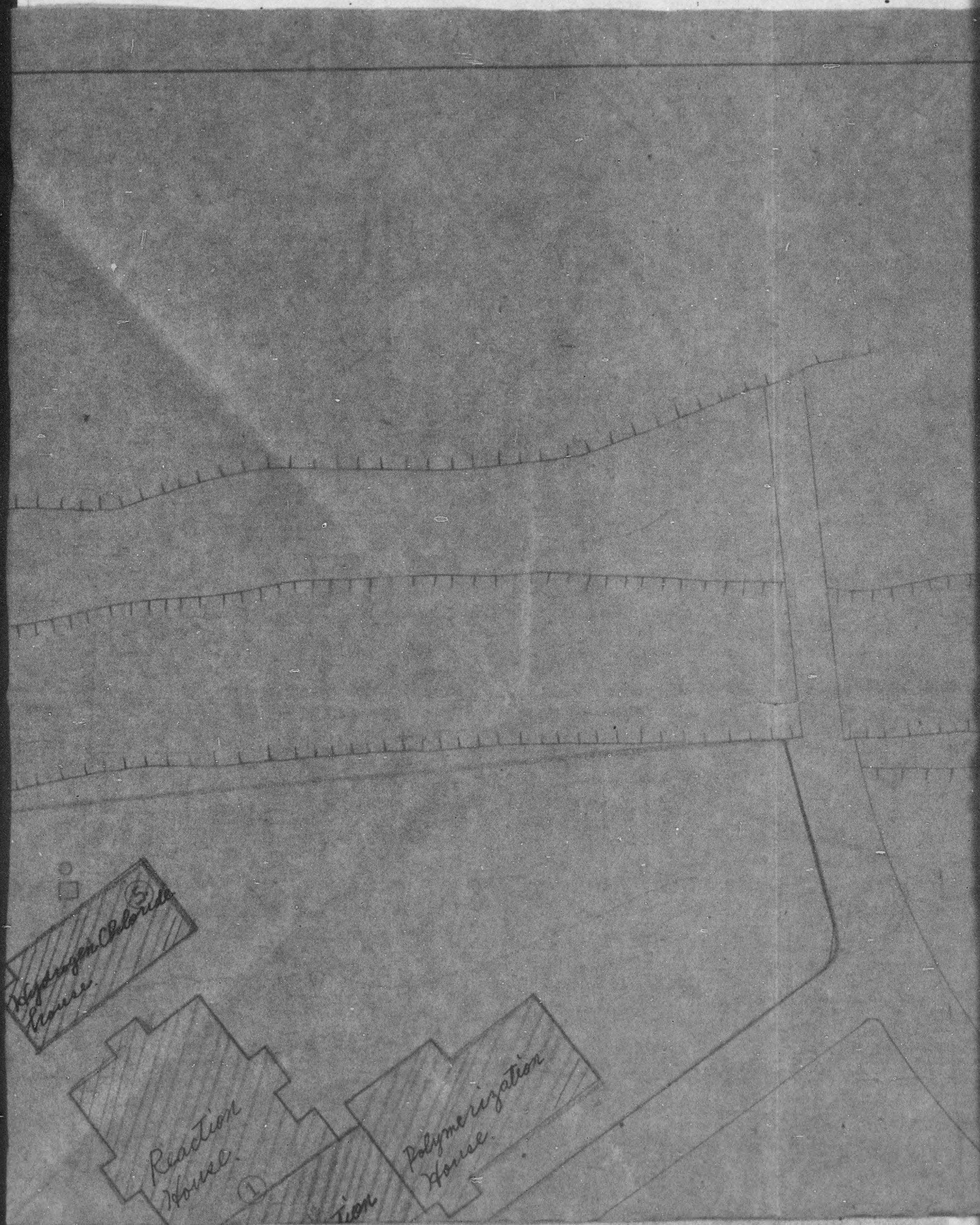

Hydrogen Chloride House
Reaction House
Polymerization House

Ware house.

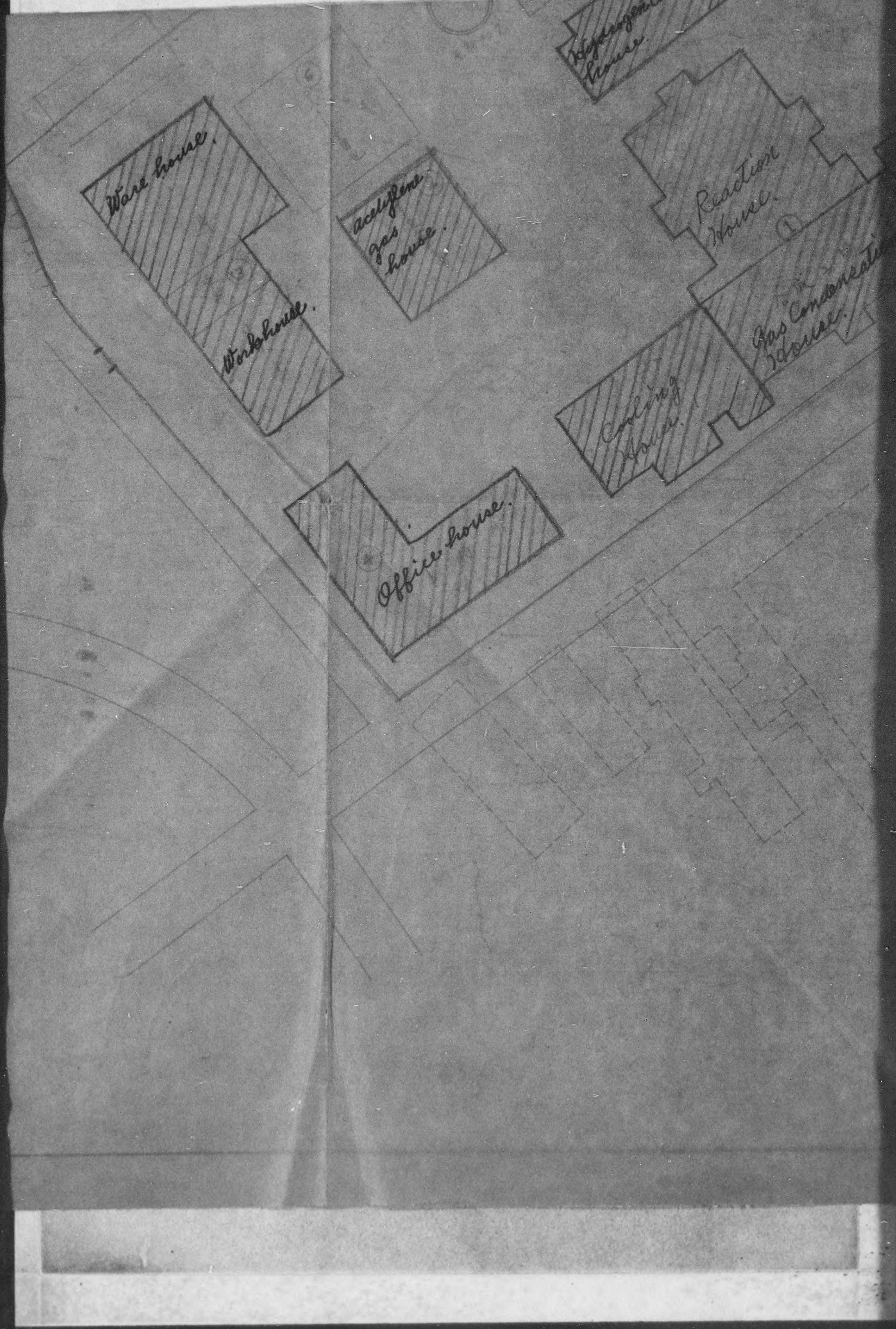
Ware house.
Workhouse.
acetylene gas house.
Office house.
Hydrogen house.
Reaction House.
Cooling Apparatus.
Gas Condenser House.

Polymerization House.

Reaction House.

Gas Condensation House.

Cooling House.

W
rece
in t

S.

We have storing uncompleted equipment yet just received from manufacturer the stored house is shown in the Map here with.

Showing the boundary utileging section getting "Authorized Use".

Showing the boundary storing designated equipment.