


GHQ/SCAP Records(RG 331)
Description of contents



- (1) Box no. 2720
- (2) Folder title/number: (27)
Distribution - Rationing, Staple Foods - Nagano

(3) Date: ? - Mar. 1951

(4) Subject:

Classification	Type of record
9590, 9611	c

(5) Item description and comment:
Nagano

(6) Reproduction: Yes No

(7) Film no.

Sheet no.

612

NAGANO PREFECTURAL GOVERNMENT
AGRICULTURAL ADMINISTRATION SECTION

File: NLS-1848
March 31, 1951

TO: Chief of Kanto Civil Affairs Region
Attention: Distribution and Industry Section,
Economic Section

THRU: Kanto Liaison & Coordination Office

SUBJECT: Monthly Report on Staple Food Distribution.


We hereby report the above subject for March as attached.

For the Governor:

S. Kurashina
S. KURASHINA,
Chief, Liaison Sect.

AM/TM

File



Nagano-ken(For Mar.)
Unit: Kg.Monthly Report on Staple Food Distribution

(1) Allocation from central government:	11,760,000
(2) Actual distribution: (including imported foods)	11,745,393
Indigenous:	
1. Rice:	7,665,000
2. White & Sweet Potatoes:	-
3. Cereals:	2,973,000
4. Beans:	5,000
Distribution for a person per day:	0.384g.
(3) Balance on hand at the end of the month:	
Indigenous:	
1. Rice:	1,310,000
2. White & Sweet Potatoes:	-
3. Cereals:	576,000
4. Beans:	72,000
(4) Imported foods allocated to the prefecture:	-
(5) Actual distribution of imported foods:	621,000
(6) Balance on hand of imported foods:	839,000
(7) Amount of staple food released to processors for staple food distribution purpose:	-
(8) Extra ration to workers:	481,393

SS-4/4

NAGANO PREFECTURAL GOVERNMENT
AGRICULTURAL ADMINISTRATION SECTION

File: NLS-1747

Feb. 28, 1951

TO : Chief of Kanto Civil Affairs Region
Attention: Distribution and Industry Section,
Economic Section

THROUGH: Kanto Liaison & Coordination Office

SUBJECT: Monthly Report on Staple Food Distribution.

We hereby report the above subject for Feb. as attached.

For the Governor:

S. Kurashina
S. KURASHINA,
Chief, Liaison Section

AM/MS



Nagano-ken

Monthly Report on Staple Food Distribution

(For Feb.)

Unit: Kg

(1) Allocation from central government:	10,475,000
(2) Actual distribution: (including imported foods)	7,982,000
Indigenous:	
1. Rice:	5,303,000
2. White & Sweet Potatoes:	-
3. Cereals:	2,382,000
4. Beans:	15,000
Distribution for a person per day:	384g
(3) Balance on hand at the end of the month:	
Indigenous:	
1. Rice:	4,262,000
2. White Potatoes:	-
3. Cereals:	2,459,000
4. Beans:	73,000
(4) Imported foods allocated to the prefecture:	-
(5) Actual distribution of imported foods:	282,000
(6) Balance on hand of imported foods:	1,126,000
(7) Amount of staple food released to processors for staple food distribution purpose:	-
(8) Extra ration to workers:	430,918

NAGANO PREFECTURAL GOVERNMENT
AGRICULTURAL ADMINISTRATION SECTION

File: NLS-1638
Jan. 31, 1951

TO: Chief of Kanto Civil Affairs Region
Attention: Distribution and Industry Section,
Economic Section ✓

THRU: Kanto Liaison & Coordination Office

SUBJECT: Monthly Report on Staple Food Distribution.


We hereby report the above subject for Jan. as attached.

For the Governor:

S. Kurashina

S. KURASHINA,
Chief, Liaison Section

AM/TM



Nagano-ken

(For Jan.)

Monthly Report on Staple Food Distribution

(1) Prefectural distribution Plan for the month:	6755,000kg.
(2) Actual distribution: (including imported foods)	5,586,000kg.
Indigenous:	
1. Rice:	3,907,000 "
2. White & Sweet Potatoes:	-
3. Cereals:	1,224,000 "
4. Beans:	10,000 "
Distribution for a person per day:	384 g.
(3) Balance on hand at the end of the month:	11,718,000 kg.
Indigenous:	
1. Rice:	7,223,000 "
2. White Potatoes:	-
3. Cereals:	3,644,000 "
4. Beans:	49,000 "
(4) Imported foods allocated to the prefecture:	1,000,000 "
(5) Actual distribution of imported foods:	445,000 "
(6) Balance on hand of imported foods:	802,000 "
(7) Amount of staple food released to processors for staple food distribution purpose:	None
(8) Extra ration to workers:	454,376 kg.

Staple Food List

Magana

昭和二十五米穀年度

主 要 食 糧 需 給

食糧配給公團 長野縣支局

Handwritten notes:
od. Dist. File
Magano

食 糧 需 給 要 覽

公 團 長 野 縣 支 局

昭和25米穀年度月別主要食糧配給限度數量

單位 = 玄米換算

年別 月別 種別	24		25					
	11	12	1	2	3	4	5	6
消費世帯	8430	正月用 2135 8890	8865	6665	8880	8555	8820	8515
生産世帯	500 追加 220	正月用 335 1400	1600	追加 150 1750	2750	3135	3965	4300
其他	930	945	875	1080	1045	1110	1020	900
合計	10080	13705	11340	9645	12675	12800	13805	13720

年度月別主要食糧配給限度數量

單位 = 玄米換算

(1949-1950) (11-10)

25

	3	4	5	6	7	8	9	10	合計
5	8880	8555	8820	8515	8335	8320	8050	追加 520 8330	103310
0	2750	3135	3965	4305	3600	2280	3570	追加 480 3060	33110
0	1045	1110	1020	905	1105	990	995	825	11825
5	12675	12800	13805	13725	13040	11590	12615	追加 1000 12215	148235

昭和25米穀年度月別主要食糧賣却額

單位 = 支米換算

種 類	年 別		25						
	24	25	1	2	3	4	5	6	
消費世帯	5430	8890	7165	6466	8880	8555	8820	8515	
生産世帯	500	1400	1600	1700	2750	3135	3965	4305	
成人婦用	26	26	26	25	28	26	27	26	
應急用	16	16	20	20	20	20	20	20	
勞務者加配	400 710	800 723	800 718	200 699	300 710				
在宅結核患者加配									
A小計	9682	11057	9531	8910	12388	12473	13500	13571	
勞務者加配特定業種	國鐵	018	066		258	672	961	412	40
	化學肥料	80	240		76	73	55	35	44
	郵政局	276	529		716		497	646	83
	電氣通信局	16	47		13		12	5	4
		24	67		585		384		
B小計	978	388		205	318	197	496	24	
加配	131	384		120	63	131	49	49	
交換用	養蠶加配								
	大豆交換用								450
	麥馬鈴薯農家加配用	032 264		495			507		
其他	032 264		495			507		450	
其	家庭希望配給用					44			
	公團換作用		政府 自配	632 13					
D小計		632 13							
(A+B+C+D)小計	410 10078	620 11455	295 9580	405 9030	618 12471	704 12648	496 13549	240 14070	
追加差引分	越冬用 + 3530	正月用追加 + 2470 越冬用 - 565	- 730	- 719	- 853	- 665			

度月別主要食糧賣却額

單位 = 玄米換算噸

1949-1950 (11-10)

25

3	4	5	6	7	8	9	10	合計
880	8555	8820	8515	8335	8320	8050	追加 520 8330	99276
750	3135	3965	4305	3600	2280	3570	追加 480 3060	32345
28	26	27	26	27	27	26	27	321
20	20	20	20	20	20	82	20	294
300	737	668	705	673	552	574	563	300 8034
710							62	62
300	12473	13500	13571	12655	11199	12302	追加 1000 12062	300 140332
388	961	412	401	911	099	075	追加 1000 13062 975	800
672	55	35	44	9	41	48	47	752
73	497	646	839	249	596		303	631
	12	5	4	7	6		6	120
	384				790	085	345	227
646	44				19	41	21	239
9	355	438		137	117	585	988	351
	18	8		9	17	7	8	129
318	197	496	240	297	602	745		
63	131	49	49	26	84	96	611	077
			450				84	1242
						614		1064
	507							032
	44							357
								013
	507		450				013	115
	44					614	013	115
							115	1536
							407	407
							255	255
				六月分			1500	632
				200				1513
				200			407	200
18	704	496	240	297	602	745	1755	039
1	12648	13549	14070	12881	11283	13012	031	1960
							15017	463
								145079
53	665							

主 要 食 糧 需 給 實 績

年 月 別	前月末日現在 手持食糧量	供 給				配給高	其 の 他	
		政府よりの買入	播發押收	其 他	合 計		業務用	用途變更
24米穀年度	7494	140463	732	973	149662	142484		
24 11	7029	14078	35	7	21149	9669		
12	(+) 11471 131	12699	35	112	24438	13792		
25 1	10639	8334	62	194	19229	9002		1
2	10224	7827	48	135	18234	8565		169
3	9497	9433	38	126	19094	10181		
4	(+) 8910 144	10899	28	170	20151	9525		
5	10623	9641	28	189	20481	11173		9
6	9270	(-) 82 10623	38	89	19938	12987		503
7	6441	9803	34	36	16314	9787	5	301
8	6217	9559	13	70	15859	10748	9	128
9	4966	12229	45	31	17271	11667	36	135
10	5429	14437	38	27	19931	11565	53	38

警察押収主要食糧買上数量

單位 = 玄米換算珎

年月別	總 數 量	右の主たるもの	年月別	總 數 量	右のうち主たるもの
24 11	35231	米 22189	5	37880	米 12415
12	62403	" 26910	6	34200	" 16337
25 1	48203	" 24768	7	52253	" 27702
2	38274	" 21368	8	43986	" 25355
3	27576	" 12678	9	37874	" 24312
4	28440	" 12175	10	20712	" 12632
昭和24米穀年度實績	731977	377.689	計	226905	計 118753

年月別	縣外轉出
24 11	43
12	92
25 1	26
2	69
3	107
4	116

精 需 給 實 績

単位 = 玄米換算珎

合計	配給高	其 の 他		亡 失 加工 減	合 計	差引翌月 への繰越高	備 考
		業務用	用途変更				
149662	142484			149	142633	7029	
21149	9669			9	9678	11471	
24438	13792			7	13799	10639	(H) / (J) は換算率 変更による差
19229	9002		1	2	9005	10224	
18234	8565		169	3	8737	9497	
19094	10181			3	10184	8910	
20151	9525			3	9528	10623	(H) / (J) は柳御の 差と新換算の差
20481	11173		9	29	11211	9270	亡失29は上松大火 焼失分を含む
19938	12987		503	7	13497	6441	(一) 82は縣間輸送 愛知縣へ拂出
16314	9787	5	301	4	10097	6217	
15859	10748	9	128	8	10893	4966	
17271	11667	36	135	4	11842	5429	
19931	11565	53	38	6	11662	8269	

保有食糧買上数量

単位 = 玄米換算珎

= 玄米換算珎

うち主たるもの

12415
16337
27702
25355
24312
12632
118753

年月別	縣外轉出者分	縣内轉出者分	年月別	縣外轉出者分	縣内轉出者分
24					
11	43755	16140	5	48625	40743
12	92133	102044	6	19315	16449
25					
1	66652	69433	7	13433	17584
2	69130	57638	8	16783	13939
3	107601	61395	9	16625	10143
4	116744	72648	10	15891	4679
			計	626687	482835

配 給 管 績

	米 穀	麥 類	生甘しよ	生馬鈴 しよ	加 工 いも類	豆 類	雜 穀	輸 入 食	
								穀 類	砂糖
24年度	89791	13143	4533	2659	623	680	3341	26193	1529
割 合	630	72	32	19	04	05	23	184	11
24年									
11月	5450	1825	1091	9	114	28	38	1114	
12月	9870	2723	47	105	18	30	38	961	
25年									
1月	6148	2382				18	28	426	
2月	5973	2233				21	18	320	
3月	7040	2433				26	4	638	
4月	6469	2084				13	1	958	
5月	7727	2537				18	2	887	
6月	9991	2513				22	1	460	
7月	7300	2158				31	0	296	
8月	8674	1416		22		23	1	662	
9月	9023	2198		7		19	2	418	
10月	8848	2038		1		6	1	671	
計	92465	56590	1138	144	132	255	134	7803	
割 合	719	20.7	09	0.1	0.1	0.2	0.1	6.1	

給 費 續

單位 = 玄米換算脚

工 品 類	豆 類	雜 穀	輸 入 食 糧			計	配 給 比 率		配 給 日 數	
			穀 類	砂 糖	雜 誌		米 穀	其 他	米 穀	其 他
623	680	3341	26193	1529	1	143464	63	37		
04	05	23	184	11		1000				
114	28	38	1114			9669	56	44	165	135
18	30	38	961			13792	72	28	20	11
	18	28	426			9002	68	32	20	11
	21	18	320			8565	70	30	17	11
	26	4	628			10181	69	31	20	11
	13	1	958			9525	68	32	18	12
	18	2	889			11773	69	31	19	12
	22	1	460			12387	77	23	21	9
	31	0	296			9787	75	25	22	9
	23	1	662			10748	80	20	22	9
	19	2	418			11667	77	23	21	9
	6	1	671			11565	77	23	22	9
132	255	134	7803			128661	72	28	2385	126.5
0.1	0.2	0.1	6.1			1000				

主要食糧配給人口

月別	生産世帯			準生産世帯			消費世帯	
	世帯数	配給人口	1人婦	世帯数	配給人口	1人婦	世帯数	配給人口
7月1日	73695	375533	1306				179598	7569
11 /	11072	58453	305				180870	7759
10. /	56898	306013	1000	6298	31373	190	170980	7226
11 /	7254	36057	161	6096	30344	169	170225	7188
12. /	16723	86937	328	6128	30501	226	170265	7181
1. /	28221	1471044	480	6178	30902	158	169465	7122
2. /	32695	171267	496	6157	30982	131	169243	7121
3. /	37429	197.519	518	6188	31000	113	169569	7119
4. /	42409	224908	511	6085	30496	105	168631	7059
5. /	47133	251500	484	6106	30410	83	169276	7042
6. /	53271	285474	510	6091	30284	78	168618	7067
7. /	58748	319900	542	6022	29841	80	169041	7086
8. /	21738	110795	207				175374	7406
9. /	32789	184982	360				175779	7422
10. /	49799	291306	463				175679	7430

食 糧 配 給 人 口 數

產 世 帶		消 費 世 帶			合 計			備 考
配給人口	10人婦	世帶數	配給人口	10人婦	世帶數	配給人口	10人婦	
		179,598	756,019	1,683	2,532,43	1,131,552	81,29	最 高
		180,870	778,405	7,297	1,919,42	833,858	7,102	最 底
31,373	190	170,980	722,639	3,997	2,341,76	1,080,025	7,187	年 度 末
30,344	169	170,225	718,553	3,949	1,835,75	783,254	6,279	
30,501	226	170,265	718,126	5,706	1,931,16	835,564	6,260	
30,902	158	169,465	712,265	5,230	2,038,64	890,211	5,868	
30,982	131	169,243	712,142	5,143	2,052,95	914,391	5,770	
31,000	113	169,569	711,932	4,913	2,131,56	940,451	5,544	
30,496	105	168,631	705,973	4,514	2,177,25	961,377	5,130	
30,410	83	169,276	704,247	3,982	2,225,95	986,157	4,549	
30,284	78	168,618	706,776	4,074	2,279,80	1,022,534	4,662	
29,841	80	169,041	708,618	4,035	2,338,11	1,058,409	4,657	
		175,374	740,698	3,746	1,971,12	851,493	3,953	準生產分 廢 止
		175,779	742,207	3,755	2,085,68	927,189	4,115	
		175,679	743,013	3,597	2,254,78	1,034,319	4,060	

月別配給実績と配給辞退との比率

単位 = 玄米換算噸

月別	配給実績	配給辞退	比率
24年 11月	9668893	464280	4.6%
12月	13792029	364003	2.6
25年 1月	9002304	359186	3.8
2月	8564997	518528	5.7
3月	10181497	646413	6.0
4月	9524831	752940	7.3
5月	11173836	977414	8.0
6月	12987014	849250	6.1
7月	9786754	701850	6.7
8月	10748255	524307	4.7
9月	11666567	526496	4.3
10月	11564514	445890	3.7
平均	128661491	7130557	5.3

4.6
2.6
3.8
5.7
6.0
7.3
8.0
6.1
6.7
4.7
4.3
3.7
3.6
622
5

5.21
12 | 625
60
25
24
1

月別用途別配給実績と配給辞退との

単位 玄米換算

月別	用途別	生産世帯用			消費世帯用			勞務加配用			配給
		配給実績	配給辞退	比率	配給実績	配給辞退	比率	配給実績	配給辞退	比率	
24年	11月	680058	39000	5.4	8776508	250000	3.0				81
	12月	1619225	96000	5.6	10264530	247000	2.3				190
25年	1月	1404892	67000	4.6	7323823	251000	3.3				27
	2月	1507059	192000	11.3	6268399	284000	4.3				78
	3月	1955392	139000	6.5	7676473	457000	5.6				54
	4月	1976417	258087	11.6	6991830	468623	6.3	517685	24539	4.5	
	5月	2563326	352253	12.1	7908886	566365	6.7	439031	50761	10.4	24
	6月	3373213	344697	9.3	8867327	448896	4.8	709752	50301	6.6	
	7月	2259965	346150	13.3	6756494	311022	4.4	606153	36268	5.6	16
	8月	1722654	187985	9.8	7782023	294483	3.6	622015	32065	4.9	6
	9月	2896169	176538	5.7	8029669	308689	3.7	725032	32136	4.2	
	10月	2236183	189839	7.8	7998235	209548	2.6	1314338	29725	2.2	
	計	24194553	2388549	9.0	94044197	4096626	4.2	4934006	255795	4.9	54

別配給管轄と配給辞退との比率

単位 玄米換算

常用		勞務加配用			其の他用			計		
辞退	比率	配給管轄	配給辞退	比率	配給管轄	配給辞退	比率	配給管轄	配給辞退	比率
0000	3.0				812327	175280	17.7	9668893	464280	4.6
5000	2.3				1908274	21023	1.1	13792029	364003	2.6
51000	3.3				273589	41186	13.1	9002304	359186	3.8
54000	4.3				789539	42528	5.1	8564997	518528	5.7
57000	5.6				549632	50443	8.4	10181497	646413	6.0
68623	6.3	517685	24539	4.5	38877	1691	4.2	9524831	752940	7.3
66365	6.7	439031	50761	10.4	262593	8035	3.0	11173836	977414	8.0
48896	4.8	709752	50301	6.6	36722	5356	12.7	12987014	849250	6.1
11022	4.4	606153	36268	5.6	164142	3410	4.9	9786754	701850	6.7
91483	3.6	622015	32065	4.9	621563	9774	1.5	10748255	524307	4.7
08689	3.7	725032	32136	4.2	15697	9133	36.8	11666567	526496	4.3
09548	2.6	1314338	29725	2.2	15758	16778	51.6	11564514	445890	3.7
09626	4.2	4934006	255795	4.9	5488735	389587	6.6	128611491	7130557	5.3

NAGANO PREFECTURAL GOVERNMENT
AGRICULTURAL ADMINISTRATION SECTION

File: NLS-1395
Nov. 29, 1950

TO: Chief of Kanto Civil Affairs Region,
Attention: Distribution and Industry Section

THRU: Kanto Liaison and Coordination Office

SUBJECT: Monthly Report on Staple Food Distribution

We hereby report the above subject for Nov., as attached.

For the governor:

S. Kurashina
S. KURASHINA,
Chief of Liaison Section

NK/TM



Nagano-ken

(For Nov.)

Monthly Report on Staple Food Distribution

(1) Prefectural distribution Plan for the month:	9,545,000 Kg
(2) Actual distribution: (including imported foods)	7,966,000
Indigenous:	
1. Rice:	4,959,000
2. White Potatoes:	1,000
3. Cereals:	2,534,000
4. Beans:	10,000
Distribution for a person per day:	315G.
(3) Balance on hand at the end of the month:	9,913,000 Kg.
Indigenous:	
1. Rice:	5,400,000
2. White Potatoes:	None
3. Cereals:	2,299,000
4. Beans:	4,000
(4) Imported foods allocated to the prefecture:	611,620 kg.
(5) Actual distribution of imported foods:	462,000
(6) Balance on hand of imported foods:	2,210,000
(7) Amount of staple food released to processors for staple food distribution purpose:	None
(8) Extra ration to workers:	467,895

NAGANO PREFECTURAL GOVERNMENT
AGRICULTURAL ADMINISTRATION SECTION

File: NLS-1281

TO: Chief of Kanto Civil Affairs Region,
Attention: Distribution and Industry Section


THRU: Kanto Liaison and Coordination Office

SUBJECT: Monthly Report on Staple Food Distribution

We hereby report the above subject for Oct. as attached.

S. Kitajima
S. KITAJIMA,
Chief, Agr. Administration
Section.

NK/TM



(For Oct.)

Nagano-kenMonthly Report on Staple Food Distribution

(1) Prefectural distribution Plan for the month:	12,215,000 Kg.
(2) Actual distribution: (including imported foods)	9,471,000 "
Indigenous:	
1. Rice:	7,308,000 "
2. White Potatoes:	1,000 "
3. Cereals:	2,152,000 "
4. Beans:	10,000 "
Distribution for a person per day:	376 g.
(3) Balance on hand at the end of the month:	5,770,000 Kg.
Indigenous:	
1. Rice:	3,980,000 "
2. White Potatoes:	-
3. Cereals:	1,780,000 "
4. Beans:	10,000 "
(4) Imported foods allocated to the prefecture:	795,000 "
(5) Actual distribution of imported foods:	517,000 "
(6) Balance on hand of imported foods:	772,000 "
(7) Amount of staple food released to processors for staple food distribution purpose:	None
(8) Extra ration to workers:	476,558 "

NAGANO PREFECTURAL GOVERNMENT
AGRICULTURAL ADMINISTRATION SECTION

File: NLS-1171

TO: Chief of Kanto Civil Affairs Region,
Attention: Distribution and Industry Section

THRU: Kanto Liaison and Coordination Office

SUBJECT: Monthly Report on Staple Food Distribution

We hereby report the above subject for Sept. as attached.

For Chief of Agr. Administ. Sect.

K. Kobayashi
K. KOBAYASHI,
Deputy Chief Agr.
Administ. Sect.

S. KITAJIMA,
Chief, Agr. Administration
Section

NK/TM

Received
K.L.C.O.
25. 10.-4
TIME

Nagano-kenMonthly Report on Staple Food Distribution(For Sept.)

(1) Prefectural distribution Plan for the month:	12,615,000 Kg.
(2) Actual distribution: (Including imported foods)	11,463,000 "
Indigenous:	
1. Rice:	3,794,000 "
2. White Potatoes:	3,000 "
3. Cereals:	2,285,000 "
4. Beans:	17,000 "
Distribution for a person per day:	376 "
(3) Balance on hand at the end of the month:	5,420,000 "
Indigenous:	
1. Rice:	2,713,000 "
2. Sweet Potatoes, White Potatoes:	-
3. Cereals:	1,922,000 "
4. Beans:	
(4) Imported foods allocated to the prefecture:	142,000 "
(5) Actual distribution of imported foods:	364,000 "
(6) Balance on hand of imported foods:	772,000 "
(7) Amount of staple food released to processors for staple food distribution purpose:	None
(8) Extra ration to workers:	480,000 "

NAGANO PREFECTURAL GOVERNMENT
AGRICULTURAL ADMINISTRATION SECTION

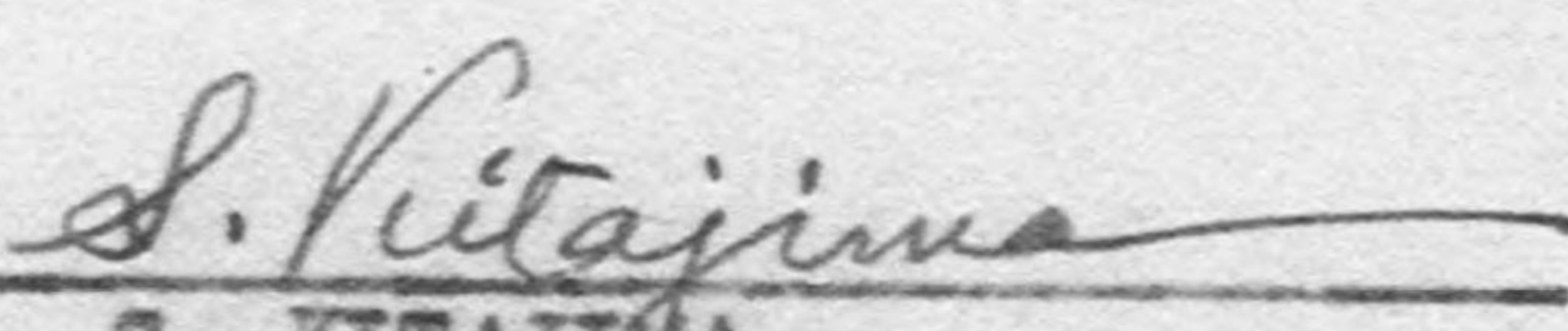
File: NLS-1064
Sept. 4, 1950

TO: Chief of Kanto Civil Affairs Region,
Attention: Distribution and Industry Section

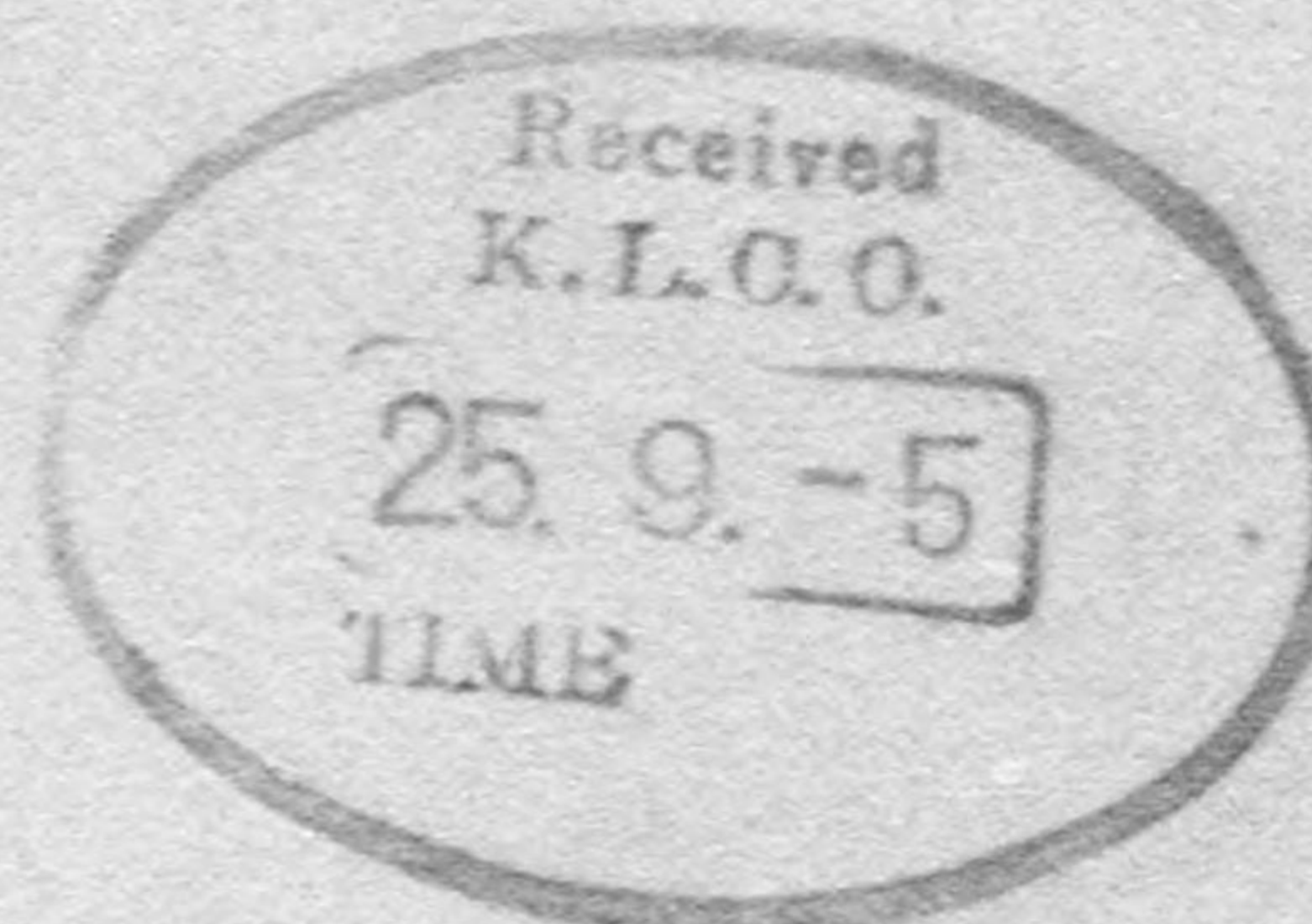
THRU: Kanto Liaison and Coordination Office

SUBJECT: Monthly Report on Staple Food Distribution

We hereby report the above subject for Aug. as attached.


S. KITAJIMA,
Chief of Agr. Administration
Section

NK/TM



Nagano-ken(For Aug.)Monthly Report on Staple Food Distribution

(1) Prefectural distribution Plan for the Month:	11,590,000 Kg.
(2) Actual distribution: (Including imported foods)	9,692,000 "
Indigenous:	
1. Rice:	7,801,000 "
2. White Potatoes:	25,000 "
3. Cereals:	1,320,000 "
4. Beans:	17,000 "
Distribution for a person per day	376 "
(3) Balance on hand at the end of the month:	4,920,000 "
Indigenous:	
1. Rice:	3,024,000 "
2. Sweet Potatoes, White Potatoes:	None
3. Cereals:	1,462,000 "
4. Beans:	20,000 "
(4) Imported foods allocated to the prefecture:	None
(5) Actual distribution of imported foods:	529,000 "
(6) Balance on hand of imported foods:	414,000 "
(7) Amount of staple food released to processors for staple food distribution purpose:	None
(8) Extra ration to workers:	433,572 "

NAGANO PREFECTURAL GOVERNMENT
AGRICULTURAL ADMINISTRATION SECTION

File: NLS-939
Aug. 3, 1950

TO: Chief of Kanto Civil Affairs Region,
Attention: Distribution and Industry Section

THRU: Kanto Liaison and Coordination Office

SUBJECT: Monthly Report on Staple Food Distribution

We hereby report the above subject for July as attached.

S. Kitajima
S. KITAJIMA,
Chief of Agr. Administration
Section.

NK/TM

Received
K.L.C.O.
25. 8. -4
LME

NaganokenMonthly Report on Staple Food Distribution

(For July)

(1) Prefectural distribution Plan for the month:	13,040,000 Kg.
(2) Actual distribution: (Including imported foods)	9,532,000 "
Indigenous:	
1. Rice	7,105,000 "
2. Sweet Potatoes, White Potatoes:	None
3. Cereals:	2,121,000 "
4. Beans:	36,000 "
Distribution for a person per day:	376 G.
(3) Balance on hand at the end of the month:	5,862,000 Kg.
Indigenous:	
1. Rice	3,826,000 "
2. Sweet Potatoes, White Potatoes:	None "
3. Cereals:	1,582,000 "
4. Beans:	27,000 "
(4) Imported foods allocated to the prefecture:	None
(5) Actual distribution of imported foods:	270,000 Kg.
(6) Balance on hand of imported foods:	427,000 "
(7) Amount of staple food released to processors for staple food distribution purpose:	None
(8) Extra ration to workers:	436,751 Kg.

NAGANO PREFECTURAL GOVERNMENT
AGRICULTURAL ADMINISTRATION SECTION

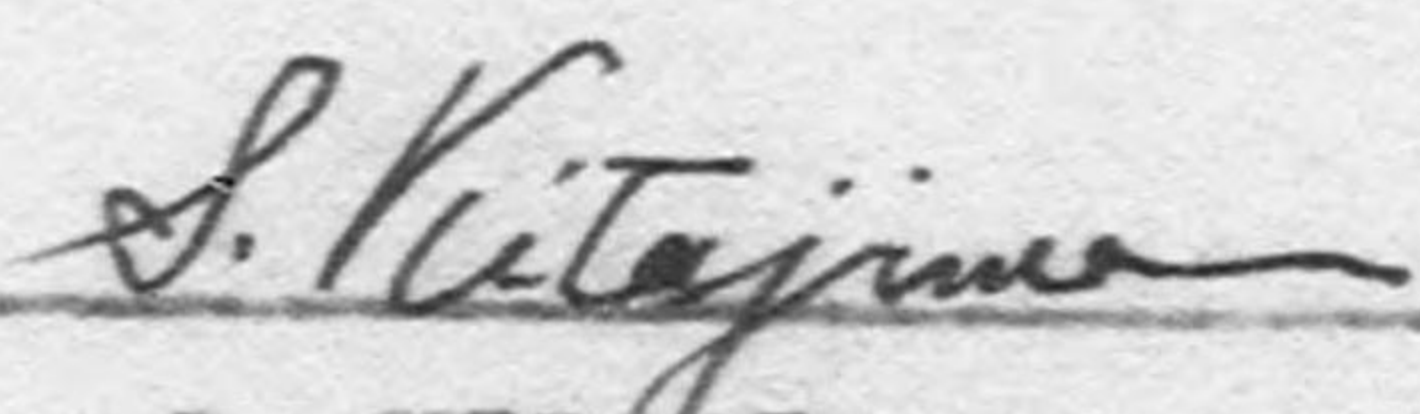
File: NLS-807
July 3, 1950

TO: Chief of Kanto Civil Affairs Region,
Attention: Distribution and Industry Section

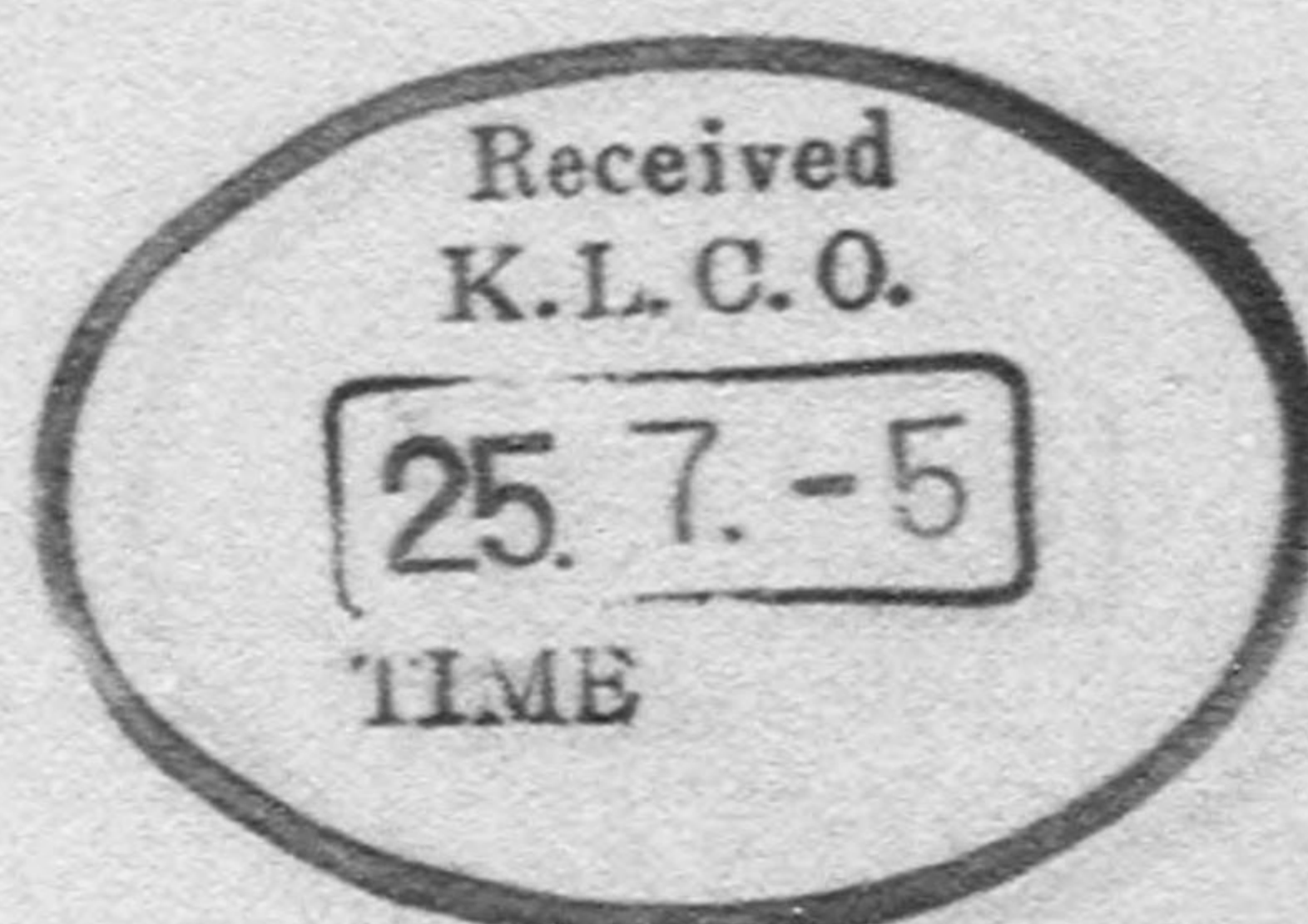
THRU: Kanto Liaison and Coordination Office

SUBJECT: Monthly Report on Staple Food Distribution

We hereby report the above subject for June as attached.


S. KITAJIMA,
Chief, Agr. Administration
Section.

NK/TM



NaganokenMonthly Report on Staple Food Distribution

(For June)

(1) Prefectural distribution Plan for the month:	13,725,000 Kg.
(2) Actual distribution:	13,377,000 "
Indigenous:	
1. Rice:	9,869,000 "
2. Sweet Potatoes, White Potatoes:	None
3. Cereals:	2,988,000 "
4. Beans:	22,000 "
Distribution for a person per day:	376 g.
(3) Balance on hand at the end of the month:	6,384,000 kg.
Indigenous:	
1. Rice:	3,695,000 "
2. Sweet Potatoes, White Potatoes:	None
3. Cereals:	2,277,000 kg.
4. Beans:	37,000 "
(4) Imported foods allocated to the prefecture:	None
(5) Actual distribution of imported foods:	498,000 kg.
(6) Balance on hand of imported foods:	375,000 "
(7) Amount of staple food released to processors for staple food distribution purpose:	None
(8) Extra ration to workers:	454,000 kg.

**NAGANO PREFECTURAL GOVERNMENT
AGRICULTURAL ADMINISTRATION SECTION**

File: NLS-669

June 2, 1950

**TO : Chief of Kanto Civil Affairs Region
Attention: Distribution and Industry Division, Economic Section**

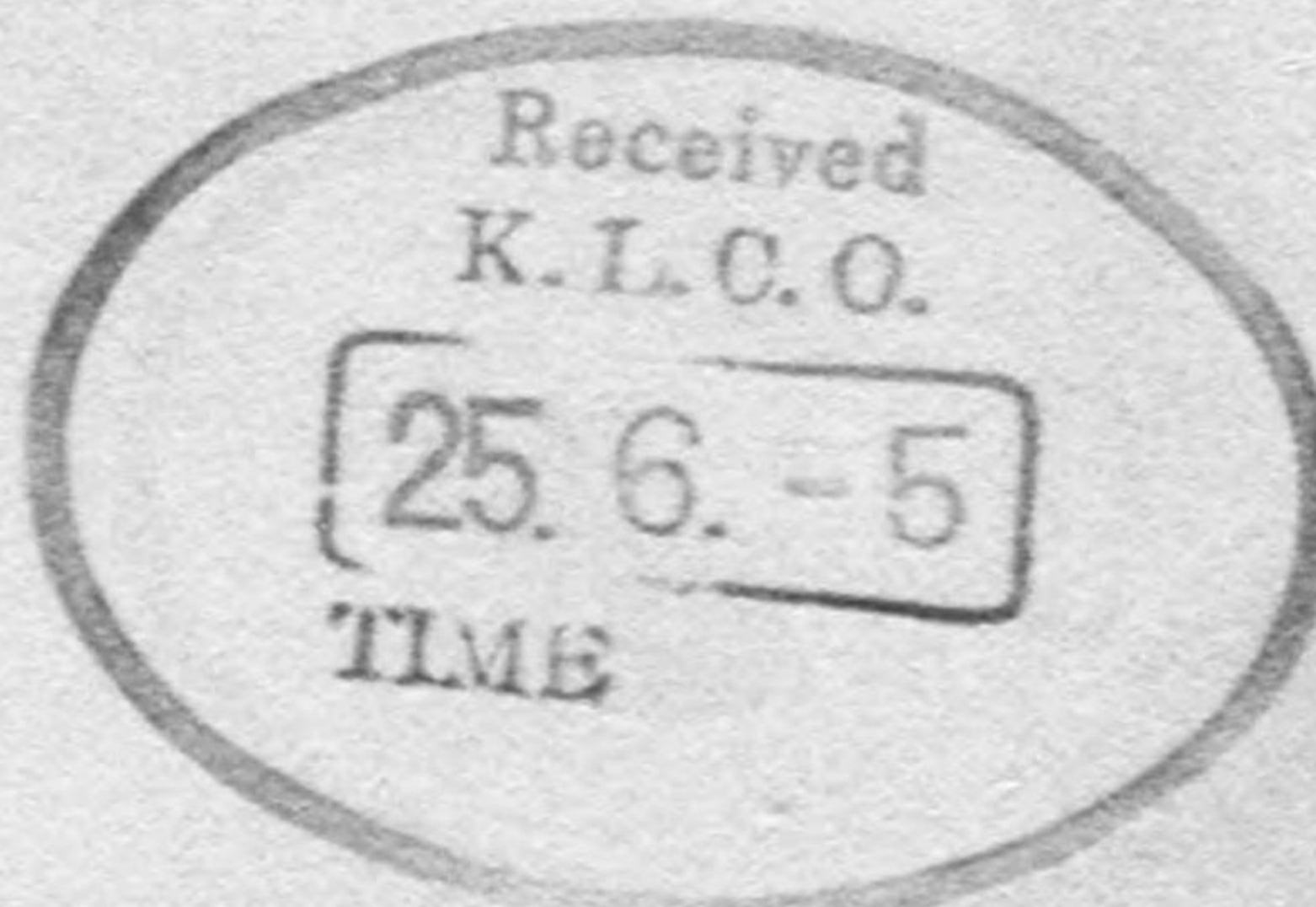
THROUGH: Kanto Liaison and Coordination Office

SUBJECT: Monthly Report on Staple Food Distribution

We hereby report the above subject for May as attached.

S. Kitajima
S. KITAJIMA
Chief, Agr. Administration
Section

AM/MS



Nagano-ken

Monthly Report on Staple Food Distribution

(for May)

(1) Prefectural distribution Plan for the month:	13,500,000 kg.
(2) Actual distribution:	10,824,000 kg.
1. Rice:	7,306,000 kg.
2. Sweet Potatoes, White Potatoes:	None
3. Cereals:	2,555,000 kg.
4. Beans:	12,000 kg.
Distribution for a person per day:	376 g.
(3) Balance on hand at the end of the month:	9,189,000 kg.
1. Rice:	5,158,000 kg.
2. Sweet Potatoes, White Potatoes:	None
3. Cereals:	3,261,000 kg.
4. Beans:	31,000 kg.
(4) Imported foods allocated to the prefecture:	None
(5) Actual distribution of imported foods:	951,000 kg.
(6) Balance on hand of imported foods:	739,000 kg.
(7) Amount of staple food released to processors for staple food distribution purpose:	None
(8) Extra ration to workers:	444,000 kg.

NAGANO PREFECTURAL GOVERNMENT
AGRICULTURAL ADMINISTRATION SECTION

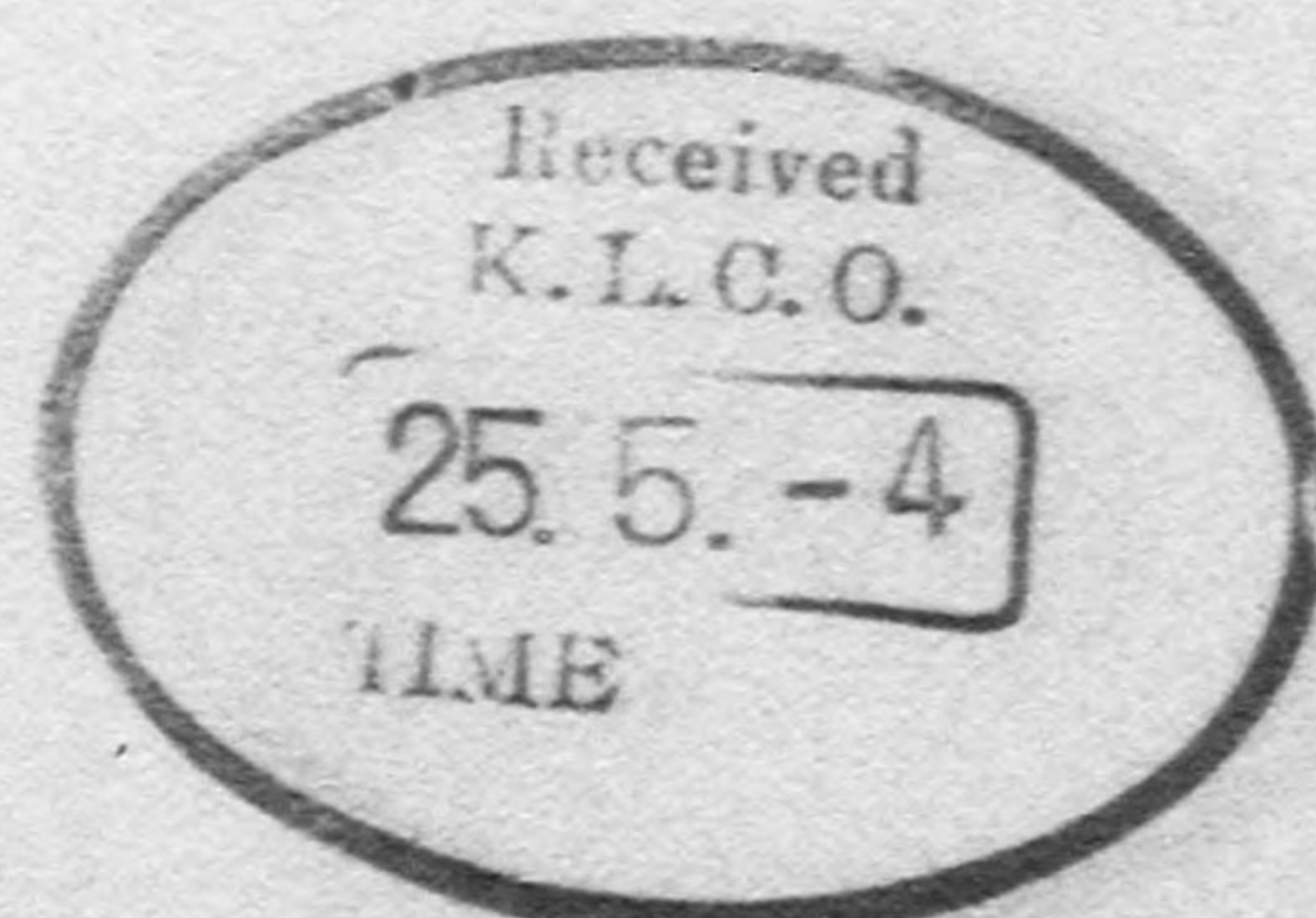
File: NLS-553
May 2, 1950

TO: Chief of Kanto Civil Affairs Region,
Attention: Distribution and Industry Section
THRU: Kanto Liaison and Coordination Office
SUBJECT: Monthly Report on Staple Food Distribution

We hereby report the above subject for April as attached.

S. Kitajima
S. KITAJIMA
Chief, Agr. Administration
Section.

NK/TM



NAGANO PREFECTURAL GOVERNMENT
AGRICULTURAL ADMINISTRATION SECTION

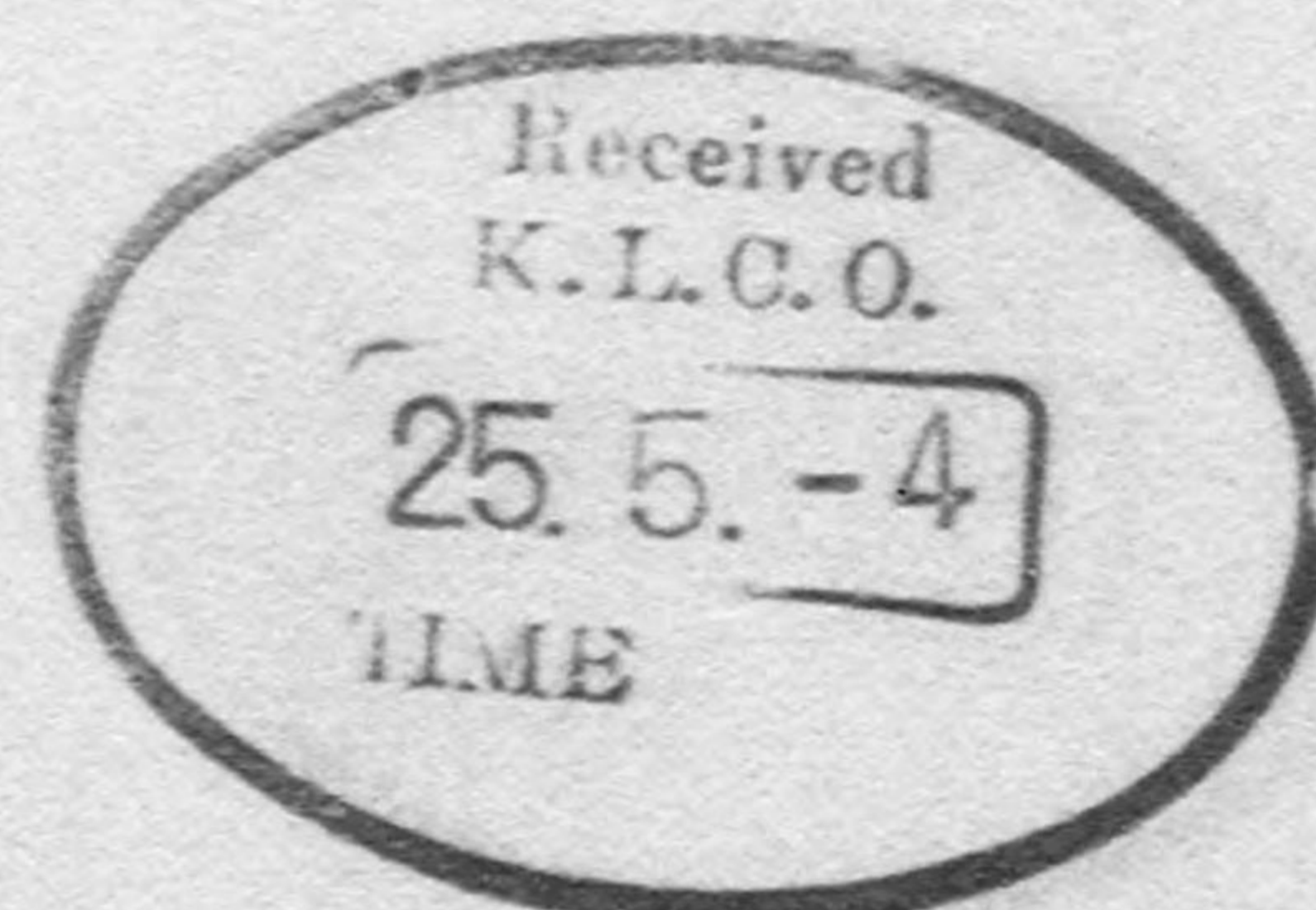
File: NLS-553
May 2, 1950

TO: Chief of Kanto Civil Affairs Region.
Attention: Distribution and Industry Section
THRU: Kanto Liaison and Coordination Office
SUBJECT: Monthly Report on Staple Food Distribution

We hereby report the above subject for April as attached.

S. Kitajima
S. KITAJIMA
Chief, Agr. Administration
Section.

NK/TM



Nagano-ken

Monthly Report on Staple Food Distribution (for April)

(1) Prefectural distribution Plan for the month:	12,800,000 kg.
(2) Actual distribution :	9,298,000 kg.
1. Rice:	6,791,000 kg.
2. Sweet Potatoes, White Potatoes:	None
3. Cereals:	2,497,000
4. Beans	10,000
Distribution for a person per day	384,857 g.
(3) Balance on hand at the end of the month :	8,253,000 kg.
1. Rice:	5,053,000
2. Sweet Potatoes, White Potatoes:	None
3. Cereals :	3,171,000
4. Beans :	29,000
(4) Imported foods allocated to the prefecture:	1,415,000 kg.
(5) Actual distribution of imported foods :	1,220,000 kg. (this amount is not included in (2))
(6) Balance on hand of imported foods:	1,348,000 kg.
(7) Amount of staple food released to processors for staple food distribution purpose:	None
(8) Extra ration to workers:	530,350 kg.

1. Amount distributed (Unit unpolished rice ton)

- (1) Rice: 6,791
- (2) Sweet Potatoes & White Potatoes: None
- (3) Cereals: 2,497
- (4) Beans: 10

Total: 9,298 ton

2. Balance on hand at the end of the month

- (1) Rice: 5,053
- (2) Sweet Potatoes & White Potatoes: None
- (3) Cereals: 3,171
- (4) Beans: 29

Total: 8,253

- 3. Distribution of imported foods: 1,220
- 4. Balance on hand of imported foods: 1,348

NAGANO PREFECTURAL GOVERNMENT
PROVISIONS & AQUATIC PRODUCTS SECTION

File: NLS-439
Shoku-Sui Extra
April 3, 1950

TO: Chief of Kanto Civil Affairs Region,
Attention: Chief of Distribution and Enforcement Div.,
Economic Section

THRU: Kanto Liaison and Coordination Office

SUBJECT: Monthly Report on Staple Food Distribution

We hereby report the above subject as attached.

S. Kitajima
S. KITAJIMA,
Chief, Provisions & Aqua.
Products Section

NK/TM



Nagano-ken

Monthly Report on Staple Food Distribution

(1) Prefectural Plan for distribution for the month: 12,675 ton (unpolished rice)

(2) Amounts distributed (unpolished rice ton)

Indigenous food 10539

Rice 7,181 Barley 3,308 Other cereals 50

Imported food

Rice 100 Barley 71 Flour 350

Other cereals 50

(3) Balance on hand as of April 1 (unpolished rice ton)

Indigenous food 6,254

Rice 4,438 Barley 1,813 Other cereals 3

(4) Imported food 1,887 (unpolished rice ton)

(5) " " distributed: 571 (")

(6) Balance on hand as of April 1 1,759 (")

Rice 109 Barley 145 Flour 1,418

(7) Amount of staple food released to processors for what distribution

None

(8) Amounts of staple food distributed as extra rations to workers:

469ton190 (polished rice ton)

NK/TM

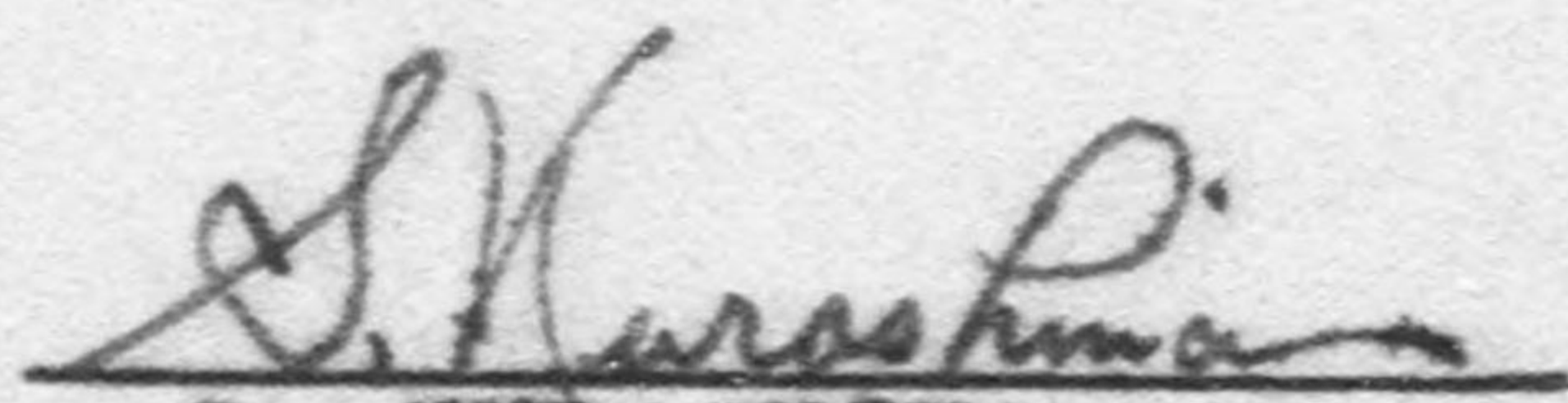
NAGANO PREFECTURAL GOVERNMENT
LIAISON SECTION

File: NLS-337

Mar. 6, 1950

TO: Chief of Kanto Civil Affairs Region
THRU: Kanto Liaison & Coordination Office
SUBJECT: Names, Titles and Telephone Numbers of
Officials Concerning Foodstuff Affairs
in Nagano Prefecture

I wish to submit the report concerning the above subject
as per sheets attached.


S. KURASHINA,
Chief of Liaison Sect.

MM/NM



NAMES, TITLES AND TELEPHONE NUMBERS
OF OFFICIALS CONCERNING FOODSTUFF
AFFAIRS IN NAGANO PREFECTURE

I. Nagano Foodstuff Office of Agriculture-Forestry Ministry:

Office Head:

Ichiji Koyama
(Tel. Nagano 3823)

Business Dept Head:

Koichi Fujioka
(Tel. Nagano 3823)

Examination Dept. Head:

Sadao Nishizawa
(Tel. Nagano 3823)

General Affairs Sect. Chief:

Yoshio Takahashi
(Tel. Nagano 4223)

Account Sect. Chief

Hideo Okuyama
(Tel. Nagano 3823)

Business Sect. Chief

Toshichiro Saito
(Tel. Nagano 3823)

Processing Sect. Chief

Tatsuo Okamoto
(Tel. Nagano 3823)

Receipt & Delivery Sect. Chief

Ryuta Furuya
(Tel. Nagano 3823)

Examination Sect. Chief

Masamitsu Maruyama
(Tel. Nagano 3823)

Investigation Sect. Chief

Naoto Nagao
(Tel. Nagano 3823)

II. Nagano Prefectural Foodstuff & Aquatic Products Section:

Prefectural Governor:

Torao Hayashi
(Tel. Nagano 2002)

Pref. Vice-Governor:
Katsuji Nakamura
(Tel. Nagano 2002)

Economic Dept Head:
Gon-ichiro Nishizawa
(Tel. Nagano 3111)

Foodstuff & Aquatic Products Sect. Chief:
Sen-ichi Kitajima
(Tel. Nagano 3111)

III. Foodstuff Distribution Kodan Nagano-ken Branch:
(Tel. Nagano 3151 & 5511)

Branch Head:
Ekigoro Kurosawa

General Affairs Dept Head:
Tetsushiro Suda

Account Dept. Head:
Yozo Hirabayashi

Business Dept Head:
Kenjiro Kawasaki

General Affairs Sect. Chief:
Toshihiro Hayashi

Personnel Sect. Chief:
Kohei Obuse

Welfare Sect. Chief:
Taisuke Minami

Examination Sect. Chief:
Ushimi Minemura

Budget Sect. Chief:
Tadao Ichikawa

Treasury Sect. Chief:
Kiyoto Nomoto

Supplies Sect. Chief:
Goro Ichimura

Investigation Sect. Chief:
Kesao Sunohara

Business Sect. Chief:
Tsunekatsu Iwasaki

Transportation Sect. Chief:
Tomesaku Kurita

Processing Sect. Chief:
Yataro Tokutake

By-products Sect. Chief:
Chotaro Shimizu

IV. Fertilizers Distribution Kodan Nagano-ken Branch
(Tel. Nagano 5318 & 3828)

Branch Head:
Kunio Netsu

General Affairs Sect. Chief:
Kazuo Kobayashi

Business Sect. Chief:
Tsunesuke Yakame

V. Director General of Nagano Prefectural NPR Headquarters:

Minoru Nagano
(Tel. Nagano 3111, Police Tel. No.1)

VI. Chiefs of Municipal Police Stations:

Chief of Nagano City Municipal Police Station:
Kamajiro Osawa
(Tel. Nagano 3108 & 3109)

Chief of Matsumoto City M.P.S.:
Ryuhei Wada
(Tel. Matsumoto 10)

Chief of Ueda City M.P.S.:
Masato Uehara
(Tel. Ueda 4 & 28)

Chief of Suwa City M.P.S.:
Moitsu Iwasaki
(Tel. Suwa 955)

Chief of Okaya City M.P.S.:
Michihiro Kuraishi
(Tel. Okaya 2673-2680)

Chief of Iida City M.P.S.:
Shin'sho Kimura
(Tel. Iida 1175 & 1176)

Chief of Suzaka Town M.P.S.:
Sachigoro Seki
(Tel. Suwaka 105 & 445)

Chief of Ina Town M.P.S.:
Atsushi Tamura
(Tel. Ina 37 & 309)

Chief of Akaho Town M.P.S.:
Matazo Yamaguchi
(Tel. Akaho 227)

Chief of Shimosuwa Town M.P.S.:
Tsuruo Nagasaki
(Tel. Okaya 3381 & 3382)

Chief of Komoro Town M.P.S.:
Hisao Okuhara
(Tel. Komoro 21 & 466)

Chief of O-machi Town M.P.S.:
Takeyoshi Kumai
(Tel. O-machi 135 & 154)

Chief of Karuizawa Town M.P.S.:
Gen'ichi Takahashi
(Tel. Karuizawa 2004)

Chief of Shiojiri Town M.P.S.:
Masashi Kitajima
(Tel. Shiojiri 19)

Chief of Nakano Town M.P.S.:
Satoru Koyama
(Tel. Shinshu-Nakano 43)

Chief of Maruko Town M.P.S.:
Kiyoshige Ikeda
(Tel. Maruko 158)

Chief of Tatsuno Town M.P.S.:
Satoshi Ono
(Tel. Tatsuno 2)

Chief of Shinonoi Town M.P.S.:
Shigenori Nakayama
(Tel. Shinonoi 375)

Chief of Iwamurata Town M.P.S.:
Ichiro Echizen
(Tel. Iwamurata 271)

Chief of Iiyama Town M.P.S.:
Juichi Shiratori
(Tel. Iiyama 11)

Chief of Matsushiro Town M.P.S.:
Shozo Kitajima
(Tel. Matsushiro 4)

Chief of Toyoshina Town M.P.S.:
Juichi Nishiyama
(Tel. Toyoshina 158)

Chief of Fukushima Town M.P.S.:
Shigeaki Katagiri
(Tel. Kiso-Fukushima 177)

Chief of Nozawa Town M.P.S.:
Chikashi Ichikawa
(Tel. Nozawa 271)

Chief of Agematsu Town M.P.S.
Hikoto Aoyagi
(Tel. Agematsu 109)

Chief of Hotaka Town M.P.S.
Kazuharu Kamijo
(Tel. Hotaka 157)

Chief of Nakagomi Town M.P.S.:
Michiharu Aoki
(Tel. Nakagomi 249)

Chief of Sakaki Town M.P.S.:
Takashi Hirabayashi
(Tel. Sakaki 8)

Chief of Ikeda Town M.P.S.:
Yoshio Shimodaira
(Tel. Ikeda 4)

Chief of Nakaminowa Town M.P.S.:
Shinji Ikeda
(Tel. Matsushima 28)

Chief of Hirao Village M.P.S.:
Tsuruichi Chino
(Tel. Yutanaka 6)

Chief of Kanae Village M.P.S.
Shiro Okamura
(Tel. Iida 435)

Chief of Iijima Village M.P.S.
Kazumi Kitamura
(Tel. Iijima 33)

Chief of Chino Town M.P.S.
Shigeru Ogiwara
(Tel. Chino 203)

Chief of Hongo Village M.P.S.:
Shindo Sugimoto
(Tel. Asama 994)

Chief of Agata Village M.P.S.:
Michio Sakai
(Tel. Tanaka 104)

Chief of Kamiyamada Town M.P.S.:
Sakuo Sakai
(Tel. Kamiyamada 71)

Remarks: When you wish to use the police telephone, call "Nagano Prefectural NPR Headquarters No.1", and then a telephone operator will connect to the municipal police station which you want to speak with. All the municipal police stations can be directed simultaneously at a time by the police telephone.

**HAGANO PREFECTURAL GOVERNMENT
PROVISIONS & AQUATIC PRODUCTS SECTION**

File: NLS-329
Shoku-Sui Extra
March 2, 1950

TO: Chief of Kanto Civil Affairs Region,
Attention: Chief of Distribution and Enforcement Div.,
Economic Section

THRU: Kanto Liaison and Coordination Office

SUBJECT: Monthly Report on Staple Food Distribution

We hereby report the above subject as attached

S. Kitajima
S. KITAJIMA,
Chief of Provisions & Aqua.
Products Section

HK/TM



Monthly Report on Staple Food Distribution

- (1) Prefectural Plan for distribution for the month:
9,645 ton
- (2) Amounts distributed (kg and days ration per capita):
Amounts distributed per capita: 9.915 kg.
Days ration per capita: 25 days
- (3) Balances on hand in prefectures:
8,962 ton
- (4) Amounts of imported food allocated:
943 ton
- (5) Amounts of imported food distributed:
395 ton
- (6) Amounts of imported food on hand:
1,450 ton
- (7) Amounts of staple food released to processors for what distribution plan:
None
- (8) Amounts of staple food distributed as extra rations to workers:
660 ton

Note: We are very sorry to inform you that we could not make data separately according to categories of designated staple foods on account of shortage of time in collecting informations.

Asahi Shimbun
Nagano Prefecture

16 Feb. 1950

Food Dist

350 tons of Rationed Staples Refused in Nagano Prefecture in One Month.

Even Consumers in Cities Are Refusing Due to Money Stringency.

In August 1949, over 600 tons of ^{rationed} white potatoes and in October 280 tons of sweet potatoes were refused by the consumers in this prefecture. It was noticed during September that rationed rice was being turned down. This was the first time since the termination of war that rice has been refused. At first, it occurred only among the farmers during harvest time, but since September 1949, it began to appear in the cities. The reason for this is that people ^{at present} are not eating as much rice as they used to. There is a saying that "Amount of rice consumed increases when the times are good". The condition at present may be said to be opposite to the above saying.

Amount refused in the prefecture is as follows:

November	466 tons of oats, flour etc.
December	354 " " " " "
January	359 tons " " " "

If average per month be taken as 360 tons, there will be 4,200 tons or 27,000 koku which is the amount needed for 12 to 13 days ration for the

prefecture.

For rice the amount refused was:

September — 10 tons

October — 8 tons

November — 4 tons

December — 4 tons

January — 8 tons

The above figures do not include ^{the amount} ~~those~~ refused in the six cities. This shows that consumers living outside the city purchased cheaper rice directly from the farmers during the harvest time.

In all districts, the majority of the staples refused were oats, flour and milo and in Shimo-sei-nai gun, 30% of rationed oats in January were returned to Kodan.

In cities, the shortage of cash has caused the consumers to refuse to buy and the farmers ^{in order} to pay the taxes brought the rice to the cities to sell.

Information received ^{from} Prefectural Govt: ~~that for the reasons~~

The causes are due to:

- 1) Shortage of cash.
- 2) Since blackmarket rice is very cheap, consumer ~~was~~ would rather buy rice than milo, flour, oats etc.
- 3) Farmers ~~are not~~ are selling rice to pay ~~the~~ tax ~~and~~

NAGANO PREFECTURAL GOVERNMENT
PROVISIONS & AQUATIC PRODUCTS SECTION

File: NLS-235
Feb. 5, 1950

TO: Chief of Kanto Civil Affairs Region
Attention: Chief of Distribution and Enforcement
Division, Economic Section

THROUGH: Kanto Liaison and Coordination Office

SUBJECT: Monthly Report on Staple Food Distribution
(For January, 1950)

Hereby I wish to report regarding the subject as follows:-

Total amount distributed: 7,905 ton

Breakdown:

Amount of food produced in Japan: 7,525 ton
Amount of imported food : 380 ton

H. Matsuhashi

H. MATSUHASHI,
Chief, Provisions and Aquatic
Products Section

AM/TM

5

GOVERNOR'S OFFICE AS/KOK/mn
GUMMA PREFECTURE
MAEBASHI CITY
Tel.4551,4561

Feb. 4, 1950

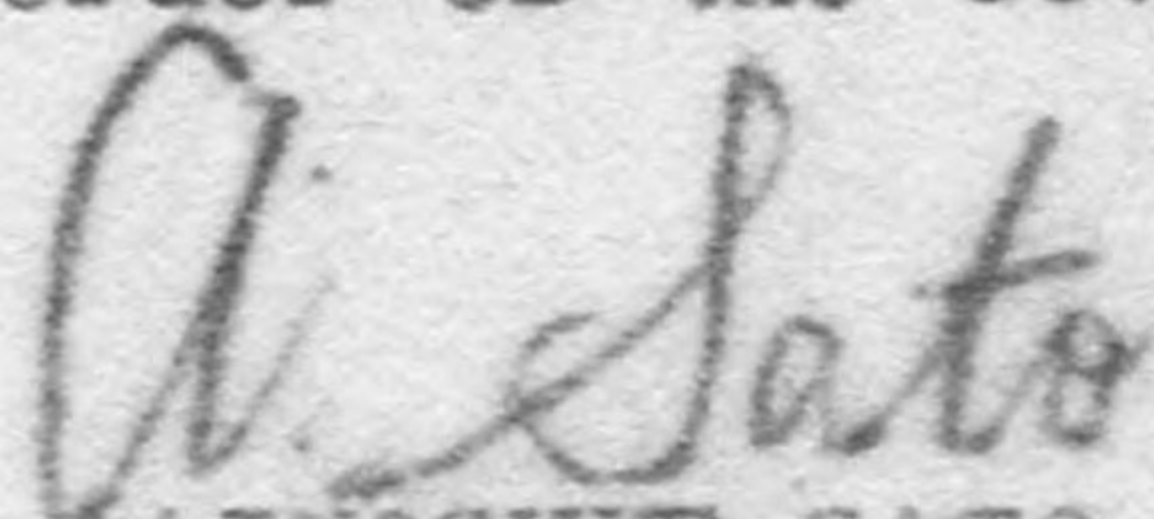
SUBJECT: Monthly Report on Staple Food Distribution
TO : Kanto Civil Affairs Region
THROUGH: Kanto Liaison and Coordination Office

Sirs:

As to the subject matters stated in Clause 6, Section of the memorandum dated January 5, 1950, the report of the Food Section for the month of January is herewith submitted as annexed.

Respectfully,

By the order of the Governor,



AINOSUKE SATO,
Vice-director of Gumma-ken
Public Relations Bureau.

Monthly Report on Staple Food Distribution
for the month of January 1950

(Unit: Ton in uncleaned rice term)

As of Jan. 25, 1950

: Remark :	: Qty. :
<u>Amount of central gov't allocation</u>	10,755
Item	General 8,540
	Farmers 1,395
	Others 820
<u>Amounts distributed</u>	7,292
Per capita	380 g.
No. of days	19 days
<u>Balance on hand in prefecture</u>	12,613
<u>Amounts of imported food allocated</u>	133
<u>Amounts of imported food distributed</u>	22
<u>Amounts of imported food on hand</u>	332
<u>Amounts of staple food released to processors</u>	576
<u>Amount of staple food distributed as extra rations to workers</u>	71

Food stuff Section
Nagano Pref.

Food Dist
Nagano

Subject: Report on Refusal to Accept Rationed Staple Food.

Thru: Kanto ~~Civil Affairs~~ Liaison Office.

To: Kanto Civil Affairs Region

<u>Kind of staples</u>	<u>Nov.</u>	<u>Dec.</u>	<u>Jan.</u>
Rice	4 tons	4 tons	8 tons
Oats	46 tons	117 tons	266 tons
Potatoes	370 tons	23 tons	0 tons
Peas & Beans	0	0	0
Misc. Grains	2	3	6
Imported Misc Grains	42	217	79
<u>Total</u>	<u>464</u>	<u>364</u>	<u>359</u>

Main reasons.

- 1) Money shortage
- 2) To pay the taxes, farmers sold rice at cheap prices so that ^{more} consumers began to buy rice instead of oats, milo etc.

DEPARTMENT OF THE ARMY
KANTO CIVIL AFFAIRS REGION
MAY 1945