


Historic, archived document

Do not assume content reflects current scientific knowledge, policies, or practices.





WALDO F. BROWN'S


Catalogue

Fifteenth Annual

* OF *



Oxford, Butler County, Ohio.



KENDALL'S HORSE BOOK



Nearly 100 Pages! 35 Illustrations!

A Small Book, but Full of Practical Information on all Matters connected with the Horse and His Discases.

Nearly 200,000 of these books have been sold, and the demand is still increasing.

Many persons write that it would be cheap at fifty cents.


PRICE ONLY - - - - 25 CENTS.

Sent by mail post-paid on receipt of price

Any person sending me an order for seeds in papers at one time amounting to \$1.00, may order one of these books free. Address,

WALDO F. BROWN,
Oxford, Butler Co., O.

KNIFE




Number 1.

The above cut is an exact representation of the knife. It is strong, well finished, brass lined, German silver bolsters, rounded at both ends so as not to wear the pocket, good steel, finely finished, in every way. Is worth at least \$1.00.

PRICE BY MAIL POST-PAID 75 CENTS.

Any one ordering at one time seeds in papers to the amount of \$2.00, may also order one of the knives free as a premium. Address, **WALDO F. BROWN,** Oxford, Ohio.

RAZOR

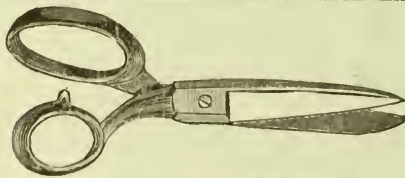


NO. 51.

This is a genuine Wade & Butcher razor. No imitation. Will do good work and give good satisfaction. Would cost about \$1.00 at a store. Every Razor in a neat case.

PRICE BY MAIL POST-PAID 75 CENTS.

Any one ordering seeds in papers to the amount of \$2.00, may order one of these razors free as a premium. Address, **WALDO F. BROWN,** Oxford, Ohio.



Fine Steel Shears.

7 Inches Long, Nickel Plated Handles.

Price by Mail Post-Paid 75 Cents.

Any one ordering seeds in papers to the amount of \$3.00, can order a pair of these shears free.

Address, **Waldo F. Brown,** Oxford, Ohio.

COLLECTIONS OF SEEDS.

You will find on pages 4 and 5, some desirable collections of seeds which we keep ready put up and which will save you both trouble and money if you can find a collection that suits you. I think No. 3 about the most desirable. Address, **Waldo F. Brown,** Oxford, Ohio.

W. F. Brown's Fifteenth Annual Catalogue.

DEAR FRIEND:

I take pleasure in sending you my price list of garden and flower seeds for the year 1881.

If you have been dealing with me hitherto, I feel confident of receiving again your orders. If this is my first introduction to you, I hope you will give me a trial; as I am satisfied you will be pleased with the results.

The encouraging increase of my business has induced me to issue double my usual edition of catalogues, and if any of your neighbors or friends would like to have a copy I will take pleasure in sending one, free, to any one whose name and address you will send me.

It has never been my ambition to sell "cheap" seeds; and in growing and purchasing my aim has been and always shall be excellence in quality rather than lowness in price.

There is no article in which "cheap" goods prove so dear as garden seeds. But as I pay postage on all seeds, and you therefore receive them free of any extra cost, I think you will find that it will cost you certainly no more, and perhaps less to buy seeds that can be depended on, direct from me, than to buy at the stores seeds that have, often, been kept over from year to year, and which will only bring you disappointment and loss.

YOU RUN NO RISK,

As I guarantee the safe arrival of all seeds; and if money is sent according to my directions (given elsewhere) I assume all risk of loss in the mail, both in money and seeds.

Keep a list of the seeds you send for, and if you do not hear from them in two weeks, send me a copy of your original order.

HOW TO SEND MONEY.

Money sent will be at my risk if the following instructions are observed:

Sums of \$1 or less may be sent in an ordinary envelope if carefully inclosed and the letter properly sealed, addressed, and the postage prepaid.

Sums of over one dollar must be sent by Money Order or in a Registered Letter.

Unless these rules are complied with, money will be at your own risk.

POSTAGE STAMPS.

I will accept postage stamps for fractions of dollars. I prefer one-cent of three-cent stamps.

HOW TO MAKE AN ORDER.

Use the order-sheet we send you in making out your order.

Write the names of seeds wanted plainly.

Do not fail to fill out the blanks for your name, postoffice, express office, etc.

Make any additional communications as brief as possible. When hundreds of letters are to be received and attended to in a single day, it is desirable that the letters be brief and pointed.

Read our instructions and terms carefully before sending your orders, so that there may be no mistakes.

Should any mistake occur, do not waste time in writing an angry letter, but let us know exactly what the mistake is, and if it has been ours it will be promptly corrected.

Our readers will find on another page an advertisement of the Randall Disc Harrow, manufactured by J. W. Stoddard & Co., of Dayton, Ohio. I used one or these harrows this last Fall to prepare ground for wheat; the ground was hard and very grassy, as we had heavy rains after the corn was laid by, and without the use of any other implement we made as fine a seed bed as ever I sowed wheat on. I can most heartily recommend this harrow. The corn drills I offer are of the very best make, and will give perfect satisfaction.

Premiums on Orders.

My experience last year in offering premiums to those who would make up their orders to \$1 or more was so satisfactory both to myself and my customers that I have determined to adopt the same plan this year on a much more extensive scale.

Please Notice. I give no premiums on orders for the Collections.

Note Second. I give no premiums on seeds ordered by the ounce, pound, pint or quart.

My object in offering these premiums is to induce my customers to increase the size of their orders, as it takes almost as much time and labor to attend to a small order as a large one.

If you do not need enough seeds yourself to secure a premium, you can often get a neighbor to let you send his order with yours, and if you can get several of your neighbors thus to let you forward their orders you can make it quite profitable to yourself.

Note this. Order your premium at the time you order your seeds. You cannot send several small orders and then claim a premium. Our object in offering these premiums is to secure larger orders, which, as I have said, saves much labor and time.

Order the premium by number. Do not cut up your catalogue, if you say you want Premium No. 29 I shall understand you as well as if you wrote three pages of explanations, and a great deal more quickly.

THE PREMIUMS I GIVE.

Any person sending at one time an order for seeds in papers amounting to \$1.00 or more may order free any one of the following premiums:

No. 0. Additional seeds in papers to the amount of 25 cents.

No. 512. Kendall's Treatise on the Horse and His Diseases. Nearly 200,000 of these books have been sold, and the demand is still increasing. The popular verdict is that it is the best and most popular book that has ever been published. Nearly 100 pages, 35 engravings.

No. 29. A Boxwood Folding Rule, one foot long, divided into inches, eighths and sixteenths. Folds to three inches long; brass joints and tips; a very useful tool.

No. 504. Ropp's Calculator; a very useful book of tables, short methods, etc.; price 50 cents.

Premiums on Orders for Seeds in Papers Amounting to \$2.00.

Any one ordering seeds in papers to the amount of \$2.00 or more may order at the same time free:

Any two of the premiums given on an order amounting to \$1.00, or

No. 1. Pocket Knife, two blades, finely finished, and that would sell in a store for about \$1 00.

No. 41. Steel Butter Knife. Silver-Plated. Handsome and strong.

No. 51. A Wade & Butcher Razor; first-class; that would cost in most places a dollar or more.

Premiums on Orders for Seeds in Papers Amounting to \$3.00.

Any one ordering at one time seeds in papers to the amount of \$3.00 or more may order at the same time free:

Any three premiums offered on orders of \$1.00

Or any one of the premiums offered on \$1.00 and any one of the premiums offered on \$2.00 orders, or

No. 102. Pocket Book; suited for either lady or gentleman; made of fine leather, kid-lined, nickel-plated fastenings, plenty of room for bills and silver. Would cost usually from \$1 to \$1.50.

No. 103. Ladies' Pocket Book. Very fine and handsome, with silk cord and tassel, worth at least \$1.50.

No. 4. Ladies' 2-Bladed Pearl-Handled Knife. Very neat and nice.

No. 31. Ladies' Solid Steel Shears. Seven inches long, with nickel-plated handles.

Please be careful and avoid mistakes. During the busy season we have no time to write letters of explanation.

Seeds ordered by the ounce, pound, pint or quart do not count towards a premium. In order to get a premium, the order must be for seeds in papers.

If you make a mistake and are disappointed, please don't blame me. Read these terms carefully before you order, so that you will understand them and know just what to expect. During the busy season it is often an impossibility to stop to write long letters of explanation.

Of course a person who orders enough seeds in papers to secure a premium; can order seeds by ounce, pound, pint or quart in addition to these at the same time.

POSTAGE PAID BY ME ON BOTH SEEDS AND PREMIUMS.

Remember, on all these offers, that I pay the postage on both seeds and premiums.

Where no premium is ordered, I shall always give extra seeds. We shall not always send the premium with the order, as some of them will be sent directly from the manufacturers'; so do not think there is a mistake if the premium does not come with the seeds. The fact that your seeds reach you, shows that we have your order all right.

DESIRABLE COLLECTIONS OF SEEDS.

My experiment last year in offering collections of seeds proved satisfactory, and seemed to meet the wants of many. I have therefore this year increased the number, and think that many persons will find them just what they want.

The price of these collections is \$1.00 each. The arrangement cannot be varied, as they will be made up beforehand. It is the convenience this affords me, that enables me to offer you so great a bargain in these collections.

Order one or more of these collections, as you please, but do not ask me to vary them, as I cannot do it.

Below we give four different collections from which to choose, and think you will find them both convenient and economical.

We suppose you understand that no premiums can be given on these collections.

COLLECTION NO. 1.

SENT BY MAIL, POSTPAID, FOR \$1.00.

1	kg.	Improved Blood Turnip Beet,	5	1	pkg.	Dutch Parsnip,	5
1	"	Long Blood "	5	1	"	Red Turnip Radish,	5
1	"	Early York Cabbage,	5	1	"	Rose Olive, "	5
1	"	Prem. Flat Dutch Cabbage,	10	1	"	Summer Crookneck Squash,	5
1	"	Early Russian Cucumber,	5	1	"	Winter Crookneck Squash,	5
1	"	Long Green "	10	1	"	Hubbard "	10
1	"	Drumhead Lettuce,	5	1	"	Extra Early Tomato,	5
1	"	Early Curled Silesia Lettuce	5	1	"	Trophy "	5
1	"	Dipper Gourd,	10	1	"	Early White Flat Dutch Tur-	
1	"	Green Nutmeg Muskmelon,	10			nip,	5
1	"	Yellow Canteloup,	10				
1	"	Mountain Sweet Watermelon,	10				
1	"	Black Spanish "	10				
						Total,	\$1.50

COLLECTION NO. 2.

SENT BY MAIL, POSTPAID, FOR \$1.00.

1 pkg. Early Egyptian Beet,	5	1 pkg. Hollow Crown Parsnip,	5
1 " Early Bassano "	5	1 " Early Long Scarlet Radish,	5
1 " Early Winningstadt Cabbage,	10	1 " White Turnip "	5
1 " Stonemason Drumhead "	10	1 " Marblehead Squash,	10
1 " Premium Drumhead "	10	1 " Canada Victor Tomato,	5
1 " Early Cluster Cucumber,	5	1 " Large Smooth Red Tomato,	5
1 " White Spine "	5	1 " Red Top Strap Leaf Turnip,	5
1 " Ferry's Prize Head Lettuce.	10	1 " Spinach,	5
1 " Green Citron Muskmelon,	10	1 " Bell Mango Pepper,	5
1 " Cassaba "	10		
1 " Peerless Watermelon,	10	Total,	\$1.50
1 " Phinney Early Watermelon,	10		

COLLECTION NO. 3.

SENT BY MAIL, POSTPAID, FOR \$1.00.

1 pkg. Early Valentine Beans,	10	1 pkg. Dutch or Sugar Parsnip,	5
1 " Large Lima "	10	1 " Red Top Strap Leaf Turnip,	5
1 " Blood Red Sweet Corn,	10	1 " Mixed Aster,	10
1 " Stowell Evergreen "	10	1 " Petunia, Blotched and Striped,	10
1 " Marrowfat Pea,	10	1 " Candytuft,	5
1 " Tom Thumb "	10	1 " Sweet Alyssum,	5
1 " Early Blood Turnip Beet,	5	1 " Phlox,	10
1 " Prem. Flat Dutch Cabbage,	10	1 " Snap Dragon,	5
1 " Early Cluster Cucumber,	5	1 " Portulacca,	5
1 " Early Curled Silesia Lettuce,	5		
1 " Red Turnip Radish,	5	Total,	\$1.50

COLLECTION NO. 4.

SENT BY MAIL, POSTPAID, FOR \$1.00.

1 " Aster,	10	1 pkg. Mixed Double Pink,	10
1 " Phlox,	10	1 " Helichrysum,	10
1 " Candytuft,	5	1 " Mixed Balsam,	5
1 " Sweet Alyssum,	5	1 " Calliopsis,	5
1 " Blotched and Striped Petunia,	10	1 " Japan Cockscomb,	10
1 " Snap Dragon,	5	1 " Eschscholtzia,	5
1 " Portulacca,	5	1 " Larkspur,	5
1 " Mignonette,	5	1 " Pansy,	15
1 " Sensitive Plant,	5	1 " Zinnia,	10
1 " Fine Mixed Verbena,	10		
1 " Sweet Pea,	5	Total,	\$1.50

You will notice that by ordering any one of these collections you get seeds to the amount of \$1.50 for only \$1.00; but you must take the collection just as it stands, as the collections cannot be changed.

You will also notice that ordering collections does not entitle you to any premium.

In conclusion, I will say that I shall do my best to please those who favor me with their orders, and it is to my interest to so treat a customer as to make of him a friend.


Address:

WALDO F. BROWN,

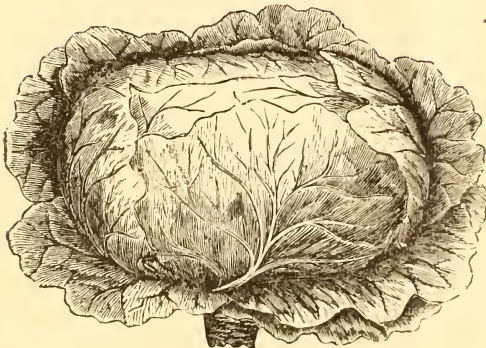
Oxford, Butler Co., Ohio.



Early Egyptian Beet.



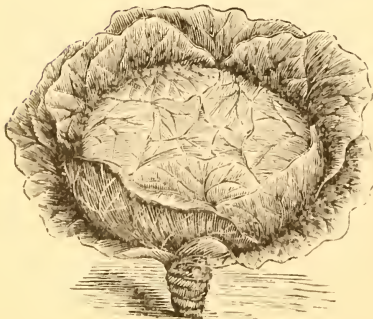
Stone Mason Marblehead Cabbage.




Marblehead Mammoth Drumhead.



Early Jersey Wakefield Cabbage.



Premium Flat Dutch Cabbage.



Long Green Cucumber.



Early Cluster Cucumber.

Vegetable Seeds.

ASPARAGUS.

Conover's Colossal, package 10c.

Strong roots, 2 years old, by mail prepaid, per one hundred \$2.50; by express at buyers expense \$1.50. 1 year old roots, mail \$1.50, express at buyers expense \$1.00. Orders will be filled and goods shipped in spring, as soon as weather will permit.

BEANS—BUSH.

Perhaps no one vegetable is so extensively used on the farmer's table as this. It can be grown on almost any soil, but the garden varieties will respond to liberal manure and culture as well as any other vegetable, and will be improved both in yield and quality.

It is a tender vegetable, easily killed by frost, but we usually plant the Black Wax in April, as it is a hardy variety. They should be planted once in two weeks up to the first of August. We generally plant three in a hill, with the hills just far enough apart to cut between with a hoe. The rows should be eighteen inches apart.

Beans should never be worked when the vines are wet.

Early Valentine.

Has round pods, tender and of good flavor. If planted after the ground is warm, it will be fit for use in 5 or 6 weeks. Salmon color, with pink spots;

a prolific bearer—Pint, 20; package, 10.

German Wax.

We have used this in the family almost exclusively for several years. It seems to possess all the virtues, being hardy and prolific, and also tender and of excellent flavor; the pods are stringless and of a rich waxy yellow; seeds glossy black; a little earlier than the Valentine—Pint, 30c; package 10.

Golden Wax.

Grows a little larger than the former, and is wonderfully prolific; pods the same color as German Wax; Bean, one side white, the other red speckled; a little later than German Wax—Pint, 30c; package 10.

Navy.

The best and most saleable field bean grown. Very productive—Quart, 50c; package, 10.

CORN BEANS.

As I have had some calls for corn beans. I have concluded to offer two varieties this year.

The White Cranberry.

Is popular, seeds nearly round, pure white, very prolific—Pkg, 10.

London Horticultural.

Also called "Wrens Eggs," is a prolific bean with large pod, striped with

red. Seeds speckled. Both these varieties are used in the pod, and shelled, and the Cranberry is a good dry bean for winter use—Pkg, 10.

BEANS—POLE.

We have so many good varieties of Bush Beans, and the labor of polling is so great, that it is not worth while to plant any but the best, which undoubtedly are:

Large Lima,

A well known and productive bean—Pint, 35c; package 10.

Small Lima.

Which is as rich and more prolific, besides being more easily shelled—Pint, 35c; package, 10.

BEETS.

The early varieties may be sown as soon as the ground can be worked in spring, and in favorable seasons I have grown a good crop sown as late as July 1st. I have always succeeded best with field beets sown early. The varieties most esteemed are:

Early Egyptian.

This variety is comparatively new; shaped like a flat turnip, and of the deepest red color; very sweet and tender; seeds very small—Pound \$1; oz., 15; package, 5. (See cut on page 6).

Improved Blood Turnip.

This was produced by selecting the finest specimens of the old Blood Turnip; a little larger than the Egyptian; blood red; of very perfect form; small top; good for early use, and also a fine keeper—Pound, 75c; oz. 10; package 5.

Early Turnip Bassano.

Early and productive; root flat, turnip-shaped, light red; flesh white, marbled with pink; leaves small, light green; veined with red—Pound, 75c; oz., 10, package, 5.

Long Blood.

Is the standard winter variety, and cannot be excelled; the roots are uniform in size, and blood red color; very sweet, tender and delicious—Pound, 75c; oz., 10; package, 5.

Red Mangel Wurtzel.

A large, long variety, grown for stock feeding; most of the beets grows above ground. Plant in rows two and a half

feet apart and one foot in the row—Pound, 75c; oz., 10; package 5.

Yellow Globe Mangel Wurtzel.

A large, round, orange-colored variety; a fine yielder and excellent keeper; best for late spring feeding—Pound, 75c; oz., 10; package 5.

White Sugar.

A large, field variety; excellent for stock—Pound, 75c; oz., 10; package 5.

Swiss Chard.

Also called "Sea Kale." A variety which makes no root, but produces a luxuriant growth of leaves and stalks, which are used as greens. As it will bear frequent cuttings it requires but a small spot of ground to supply a family. I think it far better than spinach. Culture same as Beet—Pkg, 10.

CABBAGE.

Cabbage requires rich, mellow soil, and too much pains cannot be taken in the preparing and manuring of it. The early varieties may be set eighteen inches apart, and the winter varieties about two feet; or, if very large, like Marblehead Mammoth, two by three feet. In transplanting cabbage always set in the ground up to the first leaf, no matter how long the stem may be. The varieties of cabbage are so numerous that I might fill several pages with a list, but the following will be found sufficient and satisfactory:

Early Jersey Wakefield.

Heads medium size, generally cone-shaped, but sometimes nearly round and very solid. It is reliable for heading, and will bear close planting—Ounce 40c; package 10. (See cut on page 6).

Early Sugar Loaf.

Heads conical, leaves spoon-shaped, color bluish green. An excellent variety for the North, but does not succeed well in the South—Ounce, 25c.; pkg, 5.

Early Large York.

A well known and popular variety, early, of excellent flavor, and may be planted close—fifteen to eighteen inches—Package 5, Oz, 15, Lb, \$1.50.

Early Winingstadt.

This is one of the best varieties of cabbage in general use in cultivation. It comes early, and may also be planted for winter. It makes a large, regular, conical head, often attaining a weight

of twenty pounds. It bears the heat well and keeps in either hot or cold weather. Quality excellent—Pound, \$3.00. oz., 30c; package 10.

Early Dwarf Flat Dutch.

A most excellent second early variety. Heads medium size, flat on the top, grows low on the stump and is of a good flavor. Does well in warm latitudes. Pkg., 10, oz., 40c.

CABBAGE—WINTER.

Stone Mason.

This variety is noted for its sweet and delicate flavor and its reliability for forming a large, solid head, nearly every plant heading up fine and solid when well cultivated. It is very hardy and will endure the cold of extreme Northern climates; one of the best for family or market—Pound, \$3; oz., 35c; package 10c. (See cut on page 6).

Premium Drumhead.

This variety has been greatly improved under the careful management of our best seed growers, and now for size and general excellence ranks among the best—Pound, \$2.50; oz., 35c; pkg. 10c.

Premium Flat Dutch.

Perhaps no variety of cabbage has given as good satisfaction, or is so universally cultivated as this. It is earlier than the Drumhead and has proved to be as reliable and profitable as any variety grown in America—Pound, \$2.50, oz., 35c; package 10. (See cut on page 6).

Marblehead Mammoth Drumhead.

This is the largest cabbage grown. Heads have been produced weighing over fifty pounds, and under good cultivation it has been grown by the acre to average thirty pounds. Mr. Gregory, who originated this variety, says that it does better when sown where it is to grow than to be transplanted—Pound, \$4.50; oz., 40c; package 10. (See cut on page 6).

Red Dutch.

This variety is valued for pickling. It is of medium size, and makes a very solid head. It should be sown early, and planted two feet apart each way—Ounce, 20c; package 5.

CAULIFLOWER.

Extra early Paris, package 10c.

CARROT.

The Improved Long Orange.

Is best for the main crop. It has regularly tapering roots, and deep orange color. For field culture, the rows should be eighteen inches apart, and the plants eight inches in the row—for the garden closer—Pound, \$1.25; oz., 15c, pkg. 5.

Early Scarlet Horn.

This is the best early variety. Short, and the root terminates abruptly, giving it a blunt appearance. Color, deep orange, fine grained and agreeably flavored. Top small. Three to six inches in 14 inch drills. Package 10 oz., 20c.

CELERY.

The seed may be sown in the open ground in April, and to make the plants stocky, they should be transplanted when three inches high, setting them three or four inches apart. It may be planted in the trenches where it is to grow from the middle of June to the middle of August, but the latter part of July is best.

Sandingham White Dwarf, package 10c.

Seymour's White Solid, package 10c.

CORN.

It must be remembered that it takes a much richer soil to grow a good crop of sweet corn than of field corn. It is not profitable to plant on any but well manured soil, and not until the weather becomes warm and settled. A planting should be made every week until the middle of July. The early varieties may be planted two by three feet, and the Stowell a little wider.

Blood Red Sweet.

I have never found an early variety that gave as good satisfaction. Planted the first week in May, we were using it before the middle of July. The ears are larger than any variety of equal earliness I know, and the flavor the best. It has universally given the best of satisfaction to my customers—Quart, 50c; pint 30c; pkg. 10.

Moore's Early Concord.

A standard early variety, coming in just after the Red, sweet; quality good—Quart, 50c; pint 30, pkg. 10.

Stowell Evergreen.

Possesses the rare merit of remaining

a long time fit for use, and as it bears large ears, and often two to the stalk, and will bear closer planting than field corn, it can, on rich ground, be grown profitably for early feeding of stock—Quart, 50c; pint 30, pkg., 10. (See cut on page 18).

Mammoth Sweet.

Ears very large, sometimes weighing two or three pounds to a single ear. Quality excellent, sweet, tender, and delicious, cannot be excelled—Quart, 50c; pint, 30c; pkg., 10. (See cut on page 18).

White Pop Corn.

Is a most excellent variety; small, clear grains, very prolific, and, when popped, very tender—Package, 10c.

Rice Pop Corn.

A very handsome variety; ears short, kernels long, pointed, resembling rice; color white, very prolific and of excellent quality—Package, 10c.

Peabody Corn.

My old customers will remember that I offered this variety last year as an experiment. It has done better than I expected, and I believe that it fully sustains the statement made by Mr. Wilkison,—the gentleman from whom I obtained my seed—which was, that it would produce 50 per cent. more corn than than any variety he had ever seen. In April last, I sent out 1000 packages of this corn to farmers in six or eight States requesting them to give it a fair trial and report. Within four weeks I have heard from over 60 of them, and every report is favorable. You will find on another page extracts from these letters. I planted between a half and three fourths of an acre, and shall have twenty bushels of selected seed corn from it. I was pleased and surprised to find that it was an early variety, some weeks earlier than our Calico corn. It is a very large, tall—growing corn, and it has so many ears and husks that the fodder is exceedingly valuable. The only objection to it, is that it will cost more to husk it as the ears are not large. It has eight to twelve rows to the ear, and the ears are of good length. It is a white, dent corn, very solid and with a small cob. I believe that it will prove the best corn to grow for feeding cattle, as the small ears and abundant husks, and blades, and its immense

growth would make the product of an acre worth double that of any other corn for this purpose. Read the extracts from letters I have received, on the cover pages.

A pound of this corn will contain about 1,600 grains, and four pounds will plant an acre. It grows so large that it will not bear close planting, and I recommend 4x2 or 3½x2½ with one to a hill.

If you want a heavy yield, with good-sized ears and from 4 to 8 to the stalk, these directions must be observed.

The price of the Peabody Corn, by mail or express prepaid, is:

Single pound,	50cts.
Four pounds,	\$1.50.

BROOM CORN.

There has been more trouble during the last few years to get good broom corn seed than any farm seed I know of, and for two or three seasons past I found it impossible to get seed that I could recommend, and so dropped it from my list. This season I have had a moderate quantity grown, and hope to be able to furnish all who wish it. I offer

The New California Golden,

Which is the finest and best colored brush grown. It retains its green color perfectly when the seed is fully ripe. It will bring the highest price in market, and command a ready sale even when common brush is dull. I offer, prepaid by mail or express:

One pound,	50cts.
Four pounds,	\$1.50
Half-bushel, at buyer's expense,	3.00
Bushel,	5.00

Evergreen Broom Corn

Is the variety generally grown. Notwithstanding its name, it must be cut before the seed is ripe if you expect first class brush. I offer seed, prepaid by mail or express:

Pound,	40 cts.
Four pounds,	\$1.25
Half-bushel, at buyer's expense,	1.75
Bushel,	3.00

No charge for sacks.

As there are many farmers who are

inexperienced in handling this crop, I offer a book which will give full instructions for planting, cultivating, cutting, curing, and manufacturing. Every farmer who wishes to grow broom corn, should have it. Paper, 60 cents; Cloth, 85 cents. Sent prepaid by mail.

CUCUMBER.

The cucumber is a very tender plant, sensitive to cold, and it is of little use to plant in the open ground until the weather is warm and settled, which, in this latitude, is often not until nearly or quite the 1st of June. There is always great risk from the striped bug if planted early, but they rarely disturb them if planted after the middle of June.

For pickles, we plant from June 15th to July 10th, and usually grow them as a second crop where early peas have been raised, and then invariably sow turnips between the rows at the last hoeing of the cucumbers. For many years I have followed this plan, growing from half an acre to an acre each year, and making it very profitable. It will be found necessary to manure liberally where land is cropped in this way, but with three crops to be marketed, it will pay.

For Pickles, we always plant the Early Cluster, as they are very prolific and make a very symmetrical pickle, and do not run to vine so much as many other varieties. In ten days they will be large enough to thin and hoe. We leave four plants in a hill, and at each working draw a little fresh earth to the plants. The most profit will be found in a pickle about three or four inches long, as from three to four thousand can be salted in a forty-gallon barrel.

The following varieties comprise all that the farmer will need:

Early Russian.

This is our earliest variety; grows in pairs, quite small; good for the table, and makes a fine, small pickle—Ounce, 15c; package, 5.

White Spine.

A good variety for table use; early and prolific; growth uniformly straight and smooth; a good variety for forcing under glass—Pound, \$1; oz., 15c; package, 5.

Early Cluster.

The best of all for pickles; very early and productive; makes but little vine,

and bears in clusters—Pound \$1, oz. 15c, package, 5. (See cut on page 6).

Improved Long Green.

The best large variety in cultivation; a good bearer, grows about a foot long, and is of excellent flavor; makes a hard, brittle pickle. Must be planted six feet apart each way—Pound, \$1.25; oz., 20c; package, 10. (See cut on page 6).

Gherkin, or Burr.

A very small variety, about the size and shape of a hulled black walnut, prickly looking, something like a burr, used only for pickling, and must be pickled young and tender. A single vine will produce hundreds of pickles. Seed is slow to germinate. Package, 10c.

GOURD.

Dipper.

This variety varies in size from a pint to two quarts, with handles from six to fifteen inches long. They are convenient for dipping hot liquids, as the handles do not heat through readily. They also make good homes for birds, if a hole is cut in one side, and they are tied securely in trees about the house—Package, 10c.

Sugar-Trough Gourds

Have no handles, but grow to a very large size. I have grown a thousand in a single year, that would hold an average of four or five gallons each, and I have selected many specimens that held from seven to ten gallons each. They make a thick, strong shell to which a bail can be fastened, so as to use them for baskets. They are very light, but durable. In the early times, in many parts of the West, they were used for catching sugar water, and I have seen them that had been in use for ten years. We have used them for many years for nest boxes, sawing them down low and securing them in place with a shingle nail to keep them from tipping over by the hen stepping on the edge; they are also convenient for many household purposes, and when cut horizontally through the middle, so that in holding them the thumb is inside the divided handle, they make capacious and convenient dippers; they should be sawn apart before freezing weather in the fall, and the seeds removed, and then inverted and left till spring, and the freezing and thawing will cause the pith to

peel out of them, so that they can be easily cleaned. They should be planted ten feet apart each way, and but two plants allowed to the hill, but not until the weather is settled, unless they are started in pots, or on squares of inverted sod; let them run on the ground—Ounce 25c; package, 10. (See cut on page 18),

LETTUCE.

This vegetable needs a rich soil if you would have it form a head, and a very small amount of land will produce all that any family can use, we can certainly afford to make it rich. It may be sown as soon as the land can be worked in the spring, in the open ground, and may be sown in September and kept through the winter with a slight protection.

If you wish good heads, you must thin to a foot in the rows, early, before the plants become crowded and spindled. The Tennis Ball and Silesia are best for early, and Prize Head for summer use.

Early Tennis Ball.

True black-seeded, dark green and very solid, when grown in cool weather the head blanches white and tender; excellent—Ounce, 25c; Package, 5.

Early Curled Silesia.

This is a fine early sort, hardy, of strong growth and excellent flavor—Ounce 25c, package 5.

Large Drumhead.

Heads large, somewhat flattened, pale green outside, white at center, crisp and tender, an excellent summer variety—Ounce 25c, package 5. (See cut on page 18).

Ferry's Prize Head.

I believe this to be the best summer lettuce known. It forms a large head, of the very best flavor, and as it is slow to run up to seed, remains in use longer than any other variety. I recommend this above all other varieties for summer use—Ounce 25c, package 10.

MELONS.

Melons require a rich soil, and it is best to mix a shovelful of fine, rich manure in the hill, and if they do not appear thrifty, use liquid manure. If your soil is heavy clay, it will pay to haul sand to be used in the hills. Musk-melons may be planted six feet apart each way, but watermelons should be from eight to ten feet apart. The

greatest enemy that the melon grower has to contend with is the striped bug, and some years it is almost impossible to secure a stand. I would always recommend a free use of wheat bran, and from my experience I think it will save them. Just as soon as they are up, apply a handful to each hill, heaping it round the stem up to the leaves. Go over them every few days with a fresh application, and particularly after each rain. As seed is not expensive, I would recommend always to plant one side of the hill, and when the melons begin to come up, plant again the opposite side of the hill. If the first planting should be destroyed, the second will often escape, and secure a crop.

MELON—MUSK.

Early Yellow Cantaloupe.

This variety is earlier than the green-fleshed kinds, of good size, nearly round, flesh salmon color and thick, musky flavor—Pound \$1.25, oz. 15, package 10.

Green Citron.

Nearly round, six to eight inches in diameter, flesh green and of delicious flavor—Pound \$1.25, oz. 15c, package 10.

Improved Green Nutmeg.

This has been much improved on the Seed Farm of D. M. Ferry, by careful selection, and it is now regarded as the best melon grown. It is of large size, thickly netted and deeply ribbed, flesh deep green, rich and sweet—Pound \$1.25, oz. 15c, package 10. (See cut on page 18).

Long Yellow.

A large variety, long, oval-shaped, deeply ribbed. Flesh thick, light salmon-colored and of musky flavor. Used green for mangoes—Pound \$1, oz. 15c, package 10.

Cassaba.

One of the largest and best varieties in cultivation, attaining a weight of 12 to 15 pounds, flesh green, sweet and delicious—Pound \$1.25, oz. 15c, package 10. (See cut on page 18).

MELON—WATER.

Phinney's Early.

A very early variety, of medium size and good form, a very prolific bearer, skin smooth, with narrow white mottled and dark green stripes, flesh light red and very sweet, one of the best for family use, but the rind is so brittle and

thin that it does not bear carriage well—Pound \$1.25, oz. 15c, package 10. (See cut on page 18).

Mountain Sweet.

An excellent family variety, light green mottled, flesh scarlet and very solid, and of delicious flavor, rind thin—Pound \$1, oz. 15c, package 10.

Mountain Sprout.

A large, striped variety, with drab-colored seeds and bright scarlet flesh, one of the best for market, as it will yield a greater weight to the acre than any other variety, and bears transportation, and will keep a longer time than most others—Pound \$1, oz. 15c, package 10.

Black Spanish.

Round, with scarlet flesh and black seeds, size medium—Pound \$1, oz. 15c, package 10.

D. M. Ferry's Peerless.

This is claimed to be the best melon grown. Size medium, of good form, light mottled green, thin rind, small white seeds; scarlet, solid flesh, and deliciously sweet—Pound \$1.50, oz. 15c, package 10.

Gypsy.

The largest of all the varieties of watermelon. Long, smooth, striped with light mottled stripes on dark green, flesh bright scarlet, and sugary—Pound \$1.00, oz. 15c, package 10.

ONIONS.

Larger and better onions can be grown from seed than sets. As the growing of onions from sets is well understood, I shall pass it by and tell how to grow them from seed. The soil for onions should be clean and rich, and it is best to select a spot and keep it for this purpose, as onions, unlike most crops, may be grown on the same land for many years, and the crops will improve. The seed should be sown early as the ground can be put in good condition. Sow in drills far enough apart so that you can hoe between them. Scatter the seed in the row so as to have a seed every inch. The following varieties are the most popular, and will give satisfaction:

Large Red Wethersfield.

This is the best keeper, and the standard variety for the general crop. Large size, deep purplish red, flesh purplish

white, very productive—Ounce 35c, package 10.

Yellow Danvers.

I think this the best variety for general culture. It is of globular form, above medium size, flesh white and of mild flavor, a good producer. I have seen six hundred bushels grown on an acre from seed sown in April—Ounce 40c, package 10. (See cut on page 22).

White Portugal.

A large flat onion of excellent flavor, fine for family use in summer and fall, but does not keep well. When sown thickly so as to produce small bulbs, is excellent for pickles—Ounce 40c, package 10.

OKRA.

Plant after the soil is warm, in drills two feet apart, and cover lightly. Thin to nine inches and give good culture. The pods are used green for flavoring soups, or stewed and served like asparagus. Gather when quite green and an inch and a half long. The plant is quite ornamental, grows 2½ feet high—Package 10c.

PARSNIP.

Plant early in spring, in deep rich soil, using plenty of seed, as it is slow to germinate, and if heavy rains occur to beat down the ground the plants will not all come through. Cover the seed evenly about an inch deep. When three or four inches high, thin to six inches.

Long White Dutch, or Sugar

Is the common variety, and is too well known to need a description—Ounce 10c, package 5.

Hollow Crown.

A long, very symmetrical variety, with smooth, tapering root, and a cavity at the crown, from which it takes its name—Ounce 10c, package 5. (See cut on page 22).

PEAS.

This is one of the first vegetables we get and fills an important place on the farmer's table. A little care in planting will give a succession for many weeks, and there are so many varieties that we seldom tire of them. For several years I have made my first planting in February. I see by reference to my diary that we were using them the 23rd of May last. The ground may freeze hard enough to bear a loaded wagon after peas

are up, and it will not injure them. The soil for early peas should be rich and mellow. I always plow my pea ground in the fall, back furrowing a narrow land and opening the dead furrows so as to give good drainage, and I can usually plant two weeks earlier than if not plowed till Spring. By planting early and late varieties at the same time you get a succession, the late coming into bearing as the others go out. At the first planting plant Tom Thumb or Early Philadelphia, and at the same time McLean's Little Gem or Blue Peter and Dwarf Blue Imperial. These will follow each other in regular succession, and furnish peas for three or four weeks. All of these may be grown without sticks, but Philadelphia and Blue Imperial will do better with support. Early in May plant Champion of England and Large Marrowfat, and you will prolong the season many weeks.

Extra Early Tom Thumb.

This, with me, has proved as early and more profitable than any other variety. I have gathered five pecks of green peas, in the pod, to the square rod, but to succeed with them the ground must be rich, and they must be planted early. They grow but nine inches high and stand erect so that in gathering them you can use both hands, as you do not need to support the vines with the other hand, as with the taller varieties. Very productive and of good flavor—Quart, 60c; package, 10.

Early Philadelphia.

This variety is also called Extra Early and Early May. It is but little different from Carter's First Crop, but possibly a few days earlier; grows two and a half feet high, and ripens evenly—Quart 60c; package, 10.

McLean's Little Gem.

This is a dwarf, green, wrinkled variety. The peas are large and very sweet and rich; nearly as early as any; grows one foot high. It is really a valuable acquisition—Quart, 60c; package, 10.

Blue Peter or Blue Tom Thumb.

An early dwarf blue pea, only growing nine inches high with large pods and peas. Of good flavor, needs no sticks and will bear close planting. An excellent pea in every respect, and will give good satisfaction—Quart, 60c; pkg., 10. (See cut on page 20).

Large Blue Imperial.

Grows three feet high. Pods large, containing eight or nine seeds, large, blue and a little flattened. A good bearer and of excellent flavor. Must be planted early or it will mildew—Quart 60c, package 10.

Champion of England.

This is one of the richest and most productive peas grown, grows from four to five feet high, seed pale green and much shriveled. There is no better variety cultivated—Quart 60c, package 10. (See cut on page 20).

Large Marrowfat.

An excellent variety, grows five feet high, with large pods well filled with large, rich peas. A great bearer, should be found in every garden—Quart 50c, package 10.

Golden China Bush Pea.

This was introduced nearly thirty years ago under the name of Japan Pea. Last year thousands bought it under the name given above. Under the representation of those who sold it, it was a swindle, for they represented it as a garden pea needing no sticks, and hundreds planted it depending on it for early peas. It is not suitable for using green, but is good dry, and is the most prolific pea I ever saw. It grows on a stiff bush two and a half feet high, has a leaf much like a bean and is perfectly covered with short wooly pods, filled with a rich yellow pea about the size of a Marrowfat. It is quite late, does not blossom until garden peas are gone, and matures just before frost. We find them excellent cooked dry, but should soak over night. They are so wonderfully prolific, that I think they will be profitable to grow for stock. A very small amount of seed would plant an acre as they should be planted in rows two and a half feet apart, and a single pea every 18 inches in the row, I recommend them as worthy of trial—Pint 35c, pkg., 10.

PEPPER.

Sow in April, under glass, and transplant when the weather is warm and settled. The large variety should be planted 18 inches apart, the small, 1 foot.

Cayenne.

A long, slender, pointed pod, extremely pungent, color bright red—Pkg. 5c

Large Bell or Mango.

A large sort, of square form, with thick shell and mild flavor. Quite early—Package 5c.

RADISH.

Sow the first crop as soon as the ground can be worked, and every two weeks through the season.

Early Long Scarlet, Short Top.

This is a standard variety, grows on good soil from six to nine inches long, about half above ground, color, bright scarlet, roots taper regularly, and is tender and crisp—Ounce 10c, pkg. 5. (See cut on page 22).

Red Turnip.

A small, round, red variety, with a small red top. Very early and of a remarkably quick growth—Ounce 10c, package 5.

White Turnip.

Like the above, but pure white in color. A little later than the red, and bears the heat better—Ounce 10c, pkg. 5.

Rose Olive Shaped.

Skin, fine scarlet, flesh rose color. Tender and excellent—Oz., 10c; pkg., 5. (See cut on page 20).

New French Breakfast.

A medium sized, olive shaped radish, with small top and of quick growth. A beautiful scarlet color, except the root, which is a pure white. One of the very best in cultivation, as well as the handsomest—Ounce 10c, package 5. (See cut on page 22).

Rose China Winter.

Of conical form and smooth skin, a lively rose color, flesh, firm. This keeps best buried in the ground. When kept in the cellar they should be covered with sand—Ounce, 15, pkg. 10.

SPINACH.

This vegetable deserves a place in every garden. It is easily cultivated, and will furnish a delicious dish at a time when the appetite craves something green. Sow as soon as the ground can be worked, and once in two weeks for a succession—Pkg 5.

SAGE.

Sow early in spring, in shallow drills, press the seed firmly into the soil and cover half an inch deep. In the fall, or the following spring, transplant, setting

eighteen inches apart each way—Package 5.

SALSIFY, OR VEGETABLE OYSTER.

Is considered by many a delicious vegetable, in fact, a great luxury. Culture same as for Carrots and Parsnips. It is used for soup, boiled, fried, etc., and has the flavor of oysters—Package 10.

SQUASH.

Squashes require the same general treatment as melons.

SQUASH—SUMMER.**Summer Crookneck.**

The richest and best sort for summer. It is of a yellow color, with a rough warty surface. It is used only when young and tender. When ripe it has a shell almost as hard as a gourd—Package 5.

Bush Scallop.

An early, flat, scallop-shaped variety, Color, white or yellow, good flavored, and very productive—Package 5.

SQUASH—WINTER.**Hubbard.**

The best winter squash known, Flesh, bright orange, fine grained, dry, sweet, and rich flavor. Keeps perfectly well through the winter. The skin is of a dark, bronze color—Ounce 15c, pkg. 10. (See cut on page 20).

Marblehead.

This is an admirable new variety. It is the finest grained squash and the best keeper known. About the size of the Hubbard, and of a bluish green color, with a bright orange flesh. Requires the whole season to mature—Ounce, 15, package, 10. (See cut on page 20).

Boston Marrow.

An excellent fall and winter variety. Bright orange color, with salmon colored flesh. Dry and fine grained—Ounce 15c, package 10.

Winter Crookneck.

This is the easiest cultivated of all the squash family, as it is seldom troubled by bugs of any description. It yields enormously, and will mature if planted as late as July 10th. I have grown enormous crops of them after early peas. They may be planted also between early potatoes so late that they will run but little before the potatoes are dug. They

are fine for pies, and of fair quality for the table, and make a cheap and excellent food for hogs—Ounce 15c, package 5. (See cut on page 20).

TOMATO.

For the early crop, seed should be sown in March, in hot bed or in a box in a warm window. When two inches high, transplant, setting them 3 inches apart each way. This gives them good, fibrous roots, so that the final transplanting does not check their growth.

If extra fine and early tomatoes are wanted, a second transplanting is advisable, giving them still more room before the final transplanting.

The following varieties include the best:

Early Alpha.

I offer this variety for the first time. Frank Ford, of Ravena, O., has made a specialty of early tomatoes for many years, and originated this variety. I bought of him last spring five papers of July-saved seed, at 25 cents per package, and on July 2nd we began using ripe tomatoes, and on less than six square rods of ground we picked several bushels before August 1st. I offer this seed, saved in July, at 15c per package. August seed, per oz. 40c, package 10.

Early Acme.

Among the many new tomatoes which have been brought before the public during the last twenty years, none are more deserving of a place in every garden than the above. It approaches nearer perfection in size, form and color than any I have ever seen—Ounce 50c, package 10.

Canada Victor.

This has sustained its reputation for earliness, and possesses a good form and flavor, ripens well, and colors up to the stem—Package 5. (See cut on page 20).

Ferry's Early Smooth Red.

One of the earliest, medium size, deep crimson, smooth skin and perfectly smooth surface, solid and of uniform size—Package 5c.

Trophy.

This variety has sustained its reputation better than any new variety originated for years. It is medium early, of large size, and uniformly smooth and solid. One of the very best—Package 10c. (See cut on page 20).

Paragon.

A large, round tomato, ripening perfectly up to the stem. Color bright glossy crimson, very productive, smooth, and profitable for market—Package 10c.

Golden Trophy.

A little earlier than the Trophy; beautiful light straw color, flesh firm, with few seeds, flavor mild and excellent—Package 10c.

TURNIP.

The main crop may be sown from July 15 to Sept. 1st, but the first ten days of Aug. are best. I have been very successful with turnips and I always observe the following rule:

"Always sow your turnips as soon after a rain as the ground can be worked without packing."

Have your land fine and smooth, no matter how much it is packed, if there is an inch or two of fine, mellow earth at the surface. Sow one pound of seed to the acre, and cover with a light drag, or if a small piece of ground, by raking lightly with a garden rake. If it does not rain heavily until your turnips get a little started, they will rarely need any cultivation. But if the ground is very weedy, it will pay to hoe them on foul land.

From the many varieties in cultivation, I have selected the following as the best:

Early White Flat Dutch.

Sow in Spring, and use as soon as large enough. It is spongy when full grown—Ounce 10, package 5.

Purple Top, Strap Leaf.

This is the best variety for the main crop. It makes a quick, vigorous start, so that it is seldom destroyed by the "flea," yields largely, and outsells any other in the market. It is purely an American variety, and without doubt the best for the main crop—Pound 75c, oz. 10c, package 5.

Improved Purple Top, Ruta Baga.


Probably the best variety of Swedish turnip in cultivation. It is of fine shape and flavor, large size, with solid flesh. Should be sown from June twentieth, to July fifteenth, on dry, rich land. They succeed best on low ridges, two and a half feet apart. Thin to ten inches in the row and cultivate—Pound 75c, oz. 10c, package 5.



Just What You Want!

THE RANDALL HARROW.

THE MOST CON-
VENIENT, EF-
FECTIVE, DU-
RABLE, AND
RELIABLE
H A R R O W
MADE.



ECONOMIZES
TIME; SAVES
LABOR AND
MONEY; SE-
CURES THE
L A R G E S T
Yield of Crops
by the most per-
fect tillage.

IT has no equal as a PULVERIZER, CULTIVATOR, SOD-CUTTER, and for tilling all tenacious and tough soils. It is often a substitute for the plow, cutting from 6 to 10 feet in breadth. *Less labor and increased crops* are the certain results of the use of the Randall Harrow. Half the time saved by using it to PREPARE SOIL FOR SEED; and it adapts itself to every condition of surface and soil.

What it
Will Do

It will thoroughly Pulverize the Soil.
It will thoroughly cover up seed grain.
It will thoroughly cover up surface manure.
It is often a substitute for the Plow.
It will save half the time and labor in preparing soil for seed.
It will increase your crops.
It will save its cost in one season.

Every one who has used it or seen it used, speaks in its praise.

IT IS NO EXPERIMENT, BUT A PROVED SUCCESS.

Do not tramp after and lift your useless old Drag. Ride the Randall, and save many a weary mile.

TESTIMONIALS.

From E. C. ELLIS, one of the editors of the *Live Patron*, and a prominent Granger.

Glendale, Ohio, May 20, 1880.

Last summer I saw an advertisement of the Randall Harrow, and liking the description, I opened a correspondence with the manufacturers, which resulted in my procuring one from them. After removing the fodder from my corn field, I prepared the ground for wheat with the harrow alone, and I never had a crop put in more satisfactorily. I then got Bro. Van Doren of Wyoming Grange—one of our best farmers to try it, which he did successfully, and on returning it pronounced it the "Boss Harrow." This spring he used it again with same marked success in pulverizing the soil. I also had a ten acre field of clover turned under and then placed the Randall Harrow on it and I have never before seen sod put in such perfect order for corn. At the last meeting of Wyoming Grange, Bro. G. W. Raymond, our ex-Master, stated that he had a clover field that he could do nothing with. He had tried all the harrows in the neighborhood and none would cut it. Bro. Van Doren said to him: "Get Bro. Ellis' Boss Harrow, it will fetch it." He came, got the harrow, and I learn from my son that it did the work well. After so thoroughly testing it myself, and having two No. 1 farmers, like our ex-Masters, Van Doren and Raymond subject it to such severe tests, and getting their testimony in its favor, I feel justified in saying that the Randall Harrow will do all that the manufacturers claim, and do most cheerfully recommend it as the best harrow I have ever seen.

E. C. ELLIS.

From M. W. DUNHAM, the largest breeder and importer of Norman and Percheron Horses in the U. S.

Oak Lawn Farm, Wayne, Ill., May 14, 1879

I never bought a machine I was so well satisfied to pay for as the Randall Harrow. I have thoroughly tested it on nearly all kinds of ground, corn stubble, sod breaking, and fall plowing. No other implement can approach it for completeness of work and economy of power in surface cultivation. I am sure you will have success, for the Harrows needs only to be used to commend itself as the most valuable implement in use. All purchasers will find, as I have, that you have conferred a favor by placing the Randall Harrow within their reach.

W. M. DUNHAM.

We would be pleased to mail descriptive circular to any one applying.

Agents Wanted in unoccupied Territory.

J. W. STODDARD & CO., Dayton, O., Manufacturers.

The Paper for the Farmer,
The Paper for the Farmer's Wife,
The Paper for the Farmer's Family.

THE LIVE PATRON

16 Pages, 64 Columns, Published Weekly.

ONLY \$1.25 A YEAR.

A Valuable Premium Free to every Subscriber.

The Live Patron is Conducted by
R. S. THOMPSON, Lecturer Ohio State Grange, Springfield, Ohio,
Managing Editor.

WALDO F. BROWN, of Oxford, Ohio, Assistant Editor.

* Mr. Brown is widely known as a popular and practical writer and Lecturer.

THE LIVE PATRON is a strictly first-class Practical Farm Paper, and has won its way to a front place among the Agricultural papers of the country.

THE LIVE PATRON is a first-class Family Newspaper, containing something for every member of the family. The Farmer likes it; his wife likes it; his boys and girls like it. Our old subscribers write us: "We can't keep house without the Live Patron."

THE LIVE PATRON does not believe that the ideal of an Agricultural Paper is simply to be an agricultural receipt book. It is not a political paper, in *any sense*, but believes in discussing the great questions of the day in the interest of farming community.

THE VERY LOW PRICE.

THE PATRON as said above is a 16 page—64 column weekly—it is pasted together and cut open like a book, and is convenient for use and reference. Though more valuable than many other papers of a higher price, yet we furnish it

FOR ONLY \$1.25 A YEAR,

and give a premium free to every yearly subscriber. This makes it by far the Cheapest Farm and Family Paper Published.

For Description of Free Premium

See next page, also see on other pages some of our combination offers.

WE WANT CANVASSERS

To make up clubs and pay most liberally. Sample Copies, Premium List, etc., free on application.

Address

LIVE PATRON,
Springfield, Ohio.

THE PREMIUM GIVEN FREE.

We give to every yearly subscriber to the PATRON one of two books *free*. The subscriber can name choice at time of subscribing or if he does not name it we send No. 521 described below:

No. 521—The Sucker's Visit to the Mammoth Cave.

The price of this book is 50 cents, but it contains more information about the cave than other books costing \$1.00 or more. It contains

A FULL AND RELIABLE

Description of this great natural wonder, with its domes and pits, the dark, echoing river, its wonderful reproduction of the forms of vegetable life in the rock. All of these wonders are fully and truthfully described. Besides this it contains

THE AMUSING STORY

of a party who started from Southern Illinois to visit the cave, traveling by wagon, and camping by the way. They had many adventures both ridiculous and doleful, used up their team, spent all their money, and took deck-passage home on a steamboat. The book contains much trustworthy information and plenty of real hearty fun. We give it *free* to every yearly subscriber to the Live Patron unless he prefers to have


No. 512—Kendall Horse Book,

A practical and well known Treatise on the Horse and his diseases, containing nearly 100 pages and 35 illustrations.

Keep in mind that every yearly subscriber to the Live Patron at \$1.25 a year gets *free* one of these two books. Send your subscription at once to

THE LIVE PATRON,

Springfield, Ohio.



Silver Hunting Case Watch.

STEM WIND AND STEM SET.

VERY FINE LEVER MOVEMENT.

No. 625.

A Handsome Watch and a Good One.

No. 625 has given perfect satisfaction in every instance. The case is pure coin silver, the movement fine and accurate, and it is a fine and beautiful watch. We call it the "Tip Top."

Patron One Year and this Watch by Mail Post-Paid for Only \$15.00.

NO RISK. You may examine the watch at the post-office, and if not entirely satisfied can return it, and have your money, including postage, refunded.

THOSE NOW TAKING PATRON

by sending \$15.00 can have watch sent now and their time extended one year beyond the time now paid to.


For \$1.00 additional we will send a handsome and genteel fire gilt chain.

Address, LIVE PATRON,
Springfield, Ohio.

*TO CANVASSERS.

Any person can secure one of these beautiful watches by making up a club of 50 yearly subscribers to the Patron.

*Subscribers on this offer also receive No. 521 free.



CLOCK NO. 115.

With Alarm

AND

Calendar.

This clock has a third hand which indicates the day of the month as well as the time of day, which is very convenient—the calendar hand taking a step forward every night at twelve o'clock, and then remaining stationary, pointing to the correct day of the month till the following midnight, when it takes another step.


In Combination.

PATRON 1 year and this clock by express, person receiving to pay charges, for \$3.50. For 25 cents extra we will send clock by mail postpaid, and for 35 cents extra we will send it by registered mail.

TO CANVASSERS.

We will give one of these clocks for a club of 10 yearly subscribers. Clock sent by express, you paying charges; or for 35 cents extra we will send it by registered mail postpaid. Address **LIVE PATRON,** Springfield, Ohio

German Horse and Cow Powder.



The Best Powder in the Marke

AT

One-Fifth the Cost of the Powder sold in Packages in the Drug Stores.

Gives the Best of Satisfaction Every Time.

PRICES.

One Package, containing 5 lbs. full weight \$ 60

Six Packages (containing 30 lbs) 3 00

When 6 packages are ordered at once the powder costs but 10 cents a pound, while the powder sold in the drug stores costs 25 cents for a half pound package and is not as good.

Box containing 60 lbs. loose. . . 4 50

Prepared by **Dr. Levi Oberholtzer**

All orders should be addressed to

LIVE PATRON, Springfield, Ohio.

Money must accompany the order. If you don't think it safe to send the money in advance, be so kind as not to send your order either.

NOTICE. We have sent out many thousands of pounds of this powder in the last three years, and have never known of a single case of dissatisfaction. The unanimous testimony is that it much better than the powder sold in the drug stores at five times the price.

Publisher LIVE PATRON.

MISCELLANEOUS.**Early Amber Sugar Cane.**

I have shipped within a week 125 bushels of this seed to dealers, which shows its increasing popularity. It makes an excellent sugary syrup, and each year brings us nearer to the time when we shall make good sugar from it. From two to three pounds of seed will plant an acre—Pound, pre paid 40c, 4 pounds \$1.25. Prices per bushel given on application.

Cotton.

Perhaps few of my customers ever saw a cotton plant growing, yet the plant will grow as well in Ohio as in Georgia, although it may not mature, but if planted on a warm black soil, it will often mature a few boles. The plant is quite ornamental and a few stalks should be grown in every northern garden as a curiosity—pkg 10.

Osage Orange.

Seed per quart pre paid 75c. It must be soaked in warm water and kept warm and moist until it shows signs of sprouting before planting, sow in shallow drills quite thickly and cover an inch deep, sow last of April or early May. Plants good size, \$3.00 per 1,000, 4,000 for \$10.00.

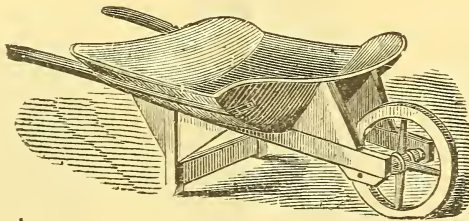
Black Locust.

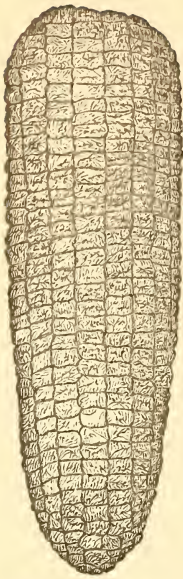
Each years experience adds to my conviction that there is a fortune for the young man in growing Locust timber.

You can pasture the land after the trees are five years old and the pasture will pay interest on the investment, and in twenty years every acre is worth \$500 to \$1,000 and a second crop will grow in twelve years.

They will grow on land that will not produce a paying crop of grain, steep hill sides or even cold wet land. I am setting out 1,000 each year on the latter kind of soil and they grow wonderfully.

I have seen a post that squared six inches, grown in eight years from seed. The seed should be sown in nursery and transplanted at one year old. They will grow from three to five feet high from seed the first season, and five hundred plants can be grown on a square rod. I sold my stock of yearlings last spring at ten dollars per thousand. To made the seed germinate, it must be scalded. Put it in a tight vessel and pour water nearly boiling over it, and let it stand over night, when you will find about one seed in twelve swollen three times as large as the others. These must be separated, from the others by means of a coarse sieve. Pour scalding water again on the seed, and a much larger proportion will swell, and by repeating this four or five times, you will get nearly all to grow, for the swelled seed will germinate as readily as corn, while not one seed in a hundred will grow if planted without this process. Price of seed—Pound \$1, ounce 10.





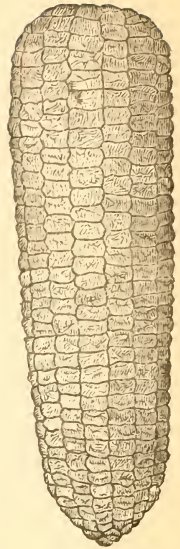
Mammoth Sweet Corn,



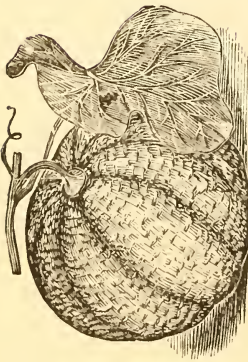
Sugar-Trough Gourds.



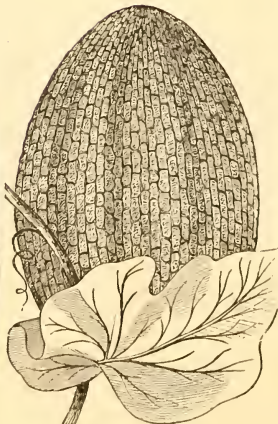
Large Drumhead Lettuce.



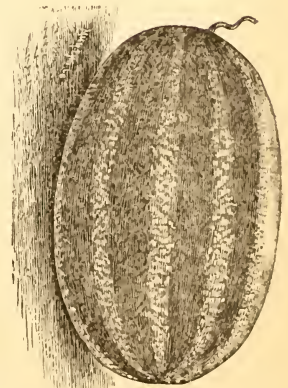
Stowell Evergreen Corn.



Improved Green Nutmeg.



Cassaba.




Phinney's Early Melon.

Flower Department.

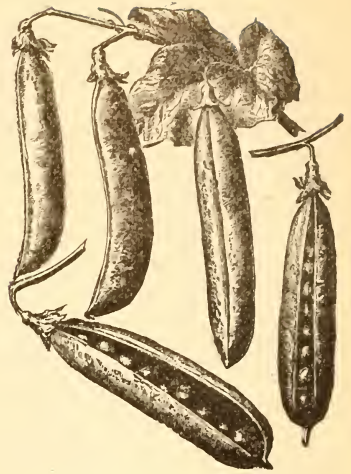
I have added several new kinds to my list of flowers this season, and my customers will find a sufficient variety from which to select to make their homes beautiful the whole season.

Your success in flower culture will depend largely on the preparation of the soil, and the start your plants get in the spring. You cannot grow flowers successfully in a poor, lumpy soil, and the amount of land needed is so small it will pay to draw leaf mold from the woods, sand from the creek, or whatever is needed to put it in good condition. Do not use stable manure on the flower garden, but prepare a special compost for it. I last spring used on a fourth acre of verbenas, a compost made of night soil and hen manure, composted with four times its bulk of rich mold, and sifted. A gill of this was dropped into a hole three inches deep, made with the hoe, and then covered with fine earth and the plant set above it. It was wonderful how those plants grew, and how brilliant the colors were. I counted 175 trusses on a single plant, and, planted three feet apart, they covered the ground. I would recommend a compost of this kind, as it is easily prepared and not in the least offensive to use when dried and sifted. Great care must be exercised in sowing the more delicate seeds, as they cannot grow if covered deeply in cloddy ground. Very fine seeds, such as *Portulacca*, *Campanula*, *Digitalis*, etc., should be sown on the surface (after making it smooth) and a little earth sifted over it, after which it must be protected from the sun for a few days. You cannot expect healthy plants if you allow them to become spindled from standing too thick in seed bed, and if they come up thick they must be thinned. You will be more likely to succeed with many varieties of flowers if you start them under glass. This is especially true of such as have very small seeds, as the plant is so delicate as to need protection from the sun and heavy beating rains. With most varieties the blooming season may be prolonged by picking off the flowers as soon as they begin to fade, and not allowing them to go to seed.


Below I give a brief description of the varieties I offer.



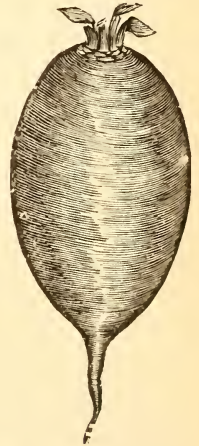
Blue Peter Pea.




Champion of England Pea.



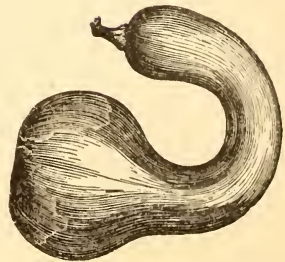
Trophy Tomato.



Olive-Shaped Radish,



Canada Victor Tomato.



Winter Crookneck Squash.

Abronia.

A trailing plant with prostrate branches and light green leaves. Plant and flower very much like verberna, very fragrant and continues long in bloom. Start under glass, and set one foot apart. Rosy lilac and yellow mixed—Package 10c.

Adonis (Pheasant's Eye).

The Adonis has pretty, delicate foliage, and very brilliant flowers. Grows readily in a shaded place; about one foot high, colors red and scarlet mixed—Package 5c.

Ageratum.

A desirable flower' on account of the long time it remains in bloom, and for cutting for bouquets. One and a half feet high; start under glass; light blue and white—Package 5c.

Agrostemma.

Resembles a single pink; twelve inches high, free bloomer, scarlet—Package 5c.

Alyssum.

Sweet Alyssum has pretty little white flowers, useful in making up all kinds of small bouquets. It has a very delicate fragrance—Package 5c.

Alonsoa.

Showy plants, fine for mixed beds, flowers very brilliant. One and a half feet high. If taken up and removed to greenhouse will bloom all winter; scarlet and crimson mixed.

Amaranthus

Embraces a large class of plants, mainly valuable for their ornamental foliage, the leaves of most varieties being highly colored, and in some the form as well as color is desirable.

Amaranthus Salicifolius. Pyramidal in form, two feet high, leaves long, narrow and wavy—Package 10c.

Amaranthus Bicolor. The lower half of the leaf is fiery red, the upper half maroon, sometimes tipped with yellow—Package 5c.

Amaranthus tricolor, also called "Joseph's Coat." Leaves yellow, red and green, very showy, two feet high—Package 5c.

Amaranthus Melancholicus Ruber. Of compact habit, blood red foliage, eighteen inches—Package 5c.

Antirrhinum—(Snap Dragon).

One of the most showy and useful bor-

der plants, blooming abundantly from the first of summer until after frost. Half hardy. Mixed colors—Package 5c.

Aster.

The aster is a general favorite, is easily transplanted, and produces a succession of beautiful flowers of brilliant colors late in the autumn. My stock is of the finest, mixed colors—Package 10c.

Balsam.

A magnificent annual, needing rich soil and good cultivation. Mixed colors. The side branches should be removed—Package 10c.

Browallia.

Half hardy annual, very handsome, an abundance of rich and beautiful flowers during summer. Blue and white mixed—Package 15c.

Cacalia.

(Tassel flower). Pretty, half hardy annuals, with small, tassel-like flowers, often called Flora's Paint Brush. Scarlet and yellow—Package 5c.

Calliopsis.

These plants are usually two or three feet in height, of slender habit and vigorous growth. The flowers are of every shade of yellow, orange, and rich, reddish brown; makes a fine show—Pkg, 5c.

Candytuft.

All varieties of Candytuft are hardy, and easy to cultivate. Very pretty for beds and for cutting. Mixed colors—Package 5c. (See cut on page 24).

Canna (Corn Geranium).

A stately, ornamental plant, with elegant foliage and long spikes of orange flowers marked with red. It should be started early, and the roots may be taken up in the fall and kept in the greenhouse. Four to six feet high—Package 10c. (See cut on page 24).

Calandrina.

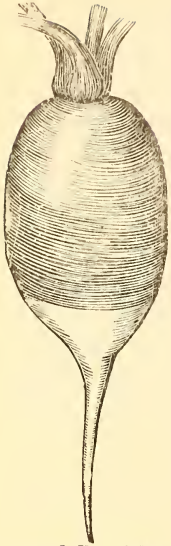
A very pretty genus of plants, with succulent stems and prostrate habit. Does best sown under glass and transplanted. White—Package 5c.

Callirhoe.

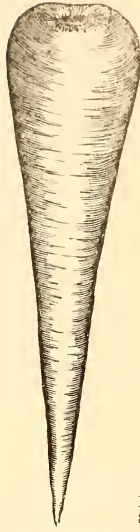
The plant resembles the Mallow. The flower is fine-petaled and about two inches across; plant, two feet high; crimson with white edge—Package 5c.

Catchfly.

A free flowering plant with white, red and rose Pink-like blossoms, hardy, one



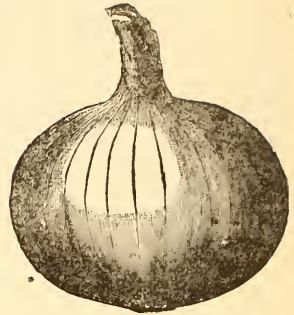
French Breakfast.



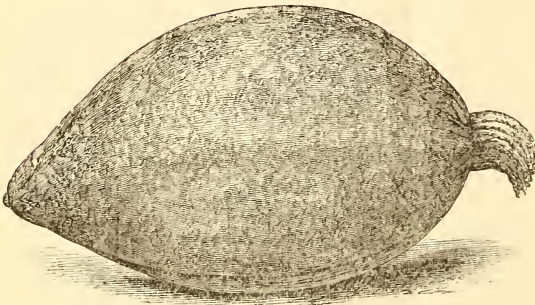
Hollow Crown.



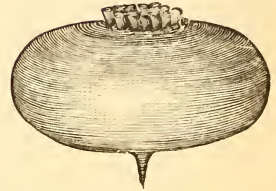
Early Long Scarlet Short Top Radish.



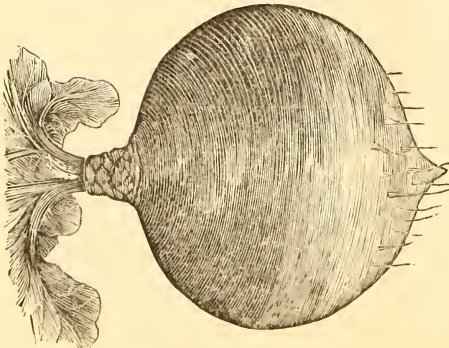
Yellow Danvers Onion.



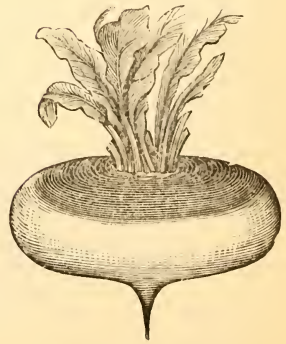
Marblehead Squash.



Flat Dutch Turnip.



Yellow Globe Mangle.



Purple Top Turnip.

foot high, set six inches apart—Pkg 5c.

Celosia (Japan Coxcomb).

Magnificent plants, every shade of scarlet and crimson. I have grown them over a foot in diameter. Finest mixed seed—Package 10c. (See cut on page 24).

Clarkia.

Annuals easily grown and much admired, profuse bloomer, seed sown in autumn will give good, early, spring flowers—Package 5c.

Convolvulus Minor.

A beautiful plant of trailing habit, with handsome large flowers, two-thirds the size of the Morning Glory. The flowers close in the afternoon. Mixed colors—Packag 5c.

Crepis.

A pretty, hardy annual, with flowers yellow, pink, purple and white. Plants about one foot in high—Package 5c.

Daisy Double.

A well known flower, blooming most of the season. Prefers a cool, sheltered place. Needs some protection in winter. Flowers white, red, or variegated—Package 15c.

Erysimum.

Plant and blossom resemble the single wall flower, grows 18 inches high, flowers fragrant, yellow and orange—Pkg 5c.

Eschscholtzia.

This is one of the most splendid flowers known, leaves finely cut, blossoms two inches in diameter. Hardy perennials, blooming first year if sown early. Mixed—Package 5c. (See cut on page 24).

Euphorbia.

Also called Quaker Lady and Snow on the Mountain. A beautiful foliage plant with variegated leaves, two feet high, fine for lawn group—Package 10c.

Eutoca.

A showy, free blooming plant. Flowers intensely blue. A branch placed in water will bloom many days—Pkg 5c.

Evening Primrose.

Very useful, free flowering plants for beds or borders—Package 5c.

Gaillardia.

Showy and universally admired among the gayest ornaments of summer flower

beds. Flowers creamy yellow and orange—Package 5c.

Gilia.

Delicate in leaf and flower. Free-flowering hardy annuals, from six to ten inches in high, mixed colors—Pkg 5c.

Godetia.

Beautiful, hardy annuals, easily cultivated. Should be treated like Calliopsis—Package 5c.

Ice Plant (Mesembrianthemum).

A handsome and curious plant, for hanging baskets, rock work, and vases. The leaves and stems look as though covered with ice crystals; six inches high, can be grown in pots—Package 5c.

Larkspur.

Very handsome, in large gardens indispensable. The brilliancy of some of the colors is unsurpassed—Package 5c.

Linum (Scarlet Flax).

A fine, half hardy annual, with crimson flowers. Plants of a slender and delicate growth—Package 10c.

Lobelia.

Annual, of a trailing habit, bearing numbers of small flowers. Fine for baskets and rockery—Package 10c.

Lupinus (Sun Dial).

Hardy, must be planted in the open ground as it does not bear transplanting. The flowers are pea formed, in long spikes, one to three feet high, mixed colors—Package 5c.

Lychnis.

If started under glass and transplanted early will bloom the first summer. Hardy perennial, bright scarlet—Pkg 5c. (See cut on page 24).

Malope.

A strong growing plant, three feet high, may be sown in the open ground. Purple and white—Package 5c.

Marigold.

This plant is almost indispensable where a rich display of bloom is desired. Flowers double, yellow, orange and brown—Package 5c.

Mignonette.

A well known, fragrant, hardy annual, with blossoms of light, delicate brown. Very desirable for bouquets. Blooms the entire season. Of exquisite fragrance—Package 5c. (See cut 24).



Candytuft.



Double Pink.



Canna.



Thunbergia.



Lychnis



Whitlavia.



Eschscholtzia.



Phlox Drummondii.



Nemophila.



Pansy.



Cockscomb.



Cockscomb.



Mignonette.

Mirabilis (Four O'Clock).

Fragrant flowers and desirable colors. Grows two feet in height—Package 5c.

Myosotis (Forget-me-not).

Perennial, flowers the first season if sown early. May be sown in hot-bed and transplanted, or later in open ground. Blue—Package 10c.

Nasturtium.

An Annual of dwarf habit. Varieties of compact habit are becoming very popular—Package 5c.

Nemophila.

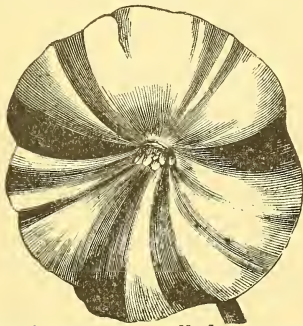
A very pretty, delicate, hardy annual. Flowers mainly blue and white. Do finely all summer—Package 5c. (See cut on page 24).

Nigella.

(Love in a Mist), Hardy annuals, with finely cut leaves, and flowers inclosed in a feathery involucre—Pkg 5c.

Perilla.

One of the best of the ornamental leaved annuals. Leaves broad, of a purplish color; plant 18 inches high, fine for center of bed—Package 5c.

Petunia.

Petunias are unequalled for massing, they will bloom early in June, and from that till late in November they will be covered with flowers; set two feet apart they will soon cover the ground, As the seeds are delicate it is best to sow under glass or in some sheltered spot and transplant; finest blotched and striped—Package 10c.

Pansy.

No plant is more deservedly popular than the pansy, the colors and markings are brilliant and varied. They are very hardy and will seed themselves and live over winter. In our mildest winters I shape. Mixed colors—Package 5c.

have picked flowers every month. The finest blossoms will be found in cool weather. Start them early in spring, and they will bloom in June. Finest mixed seed—Package 15c. (See cut on page 24).

Phlox Drummondii.

This half hardy annual has no equal for brilliant mass of colors and a constant display of blossoms. The colors range from the purest white to the deepest purple or crimson, with a great variety of markings—Package 10c. (See cut on page 24).

Pink (Dianthus).

We have no more beautiful flower, and none that will give better satisfaction than the Chinese Pink, I have never grown so fine pinks as the past year, and the seed I offer cannot fail to give satisfaction. Finest double mixed—Package 10c. (See cut on page 24).

Portulaca.

A bed of this flower is one mass of brilliant color during the morning hours, and, when the blossoms have closed, the foliage is very pretty. Hardy annual, mixed colors of every conceivable shade—Package 5c.

Portulaca Double.

This flower has all the brilliancy of the single Portulaca, and is as double as a double rose. All colors mixed—Package 15c.

Poppy.

This hardy perennial is very brilliant. They have a tap root and are hard to transplant—Package 5c.

Ricinus.

(Castor Bean). This has very ornamental foliage. Grows from five to ten feet high—Package 5c.

Salvia Splendens.

(Scarlet Sage). The finest salvia grown, literally covered with blossoms. Start early in hot-bed and transplant. Scarlet—Package 10c.

Salpiglossis.

A showy bedding plant, with funnel-shaped flowers. Start in hot-bed, transplant one foot apart. Blooms from August to October, 18 inches high, mixed colors—Package 10c.

Scabiosa.

(Mourning Bride). A hardy plant 18 inches high. Flowers hemispherical in shape. Mixed colors—Package 5c.

Sensitive Plant.

A singular annual plant. The leaves close up and droop in damp weather or when touched. The foliage is its greatest beauty. Package 5c.

Stock, Ten Weeks.

This flower is unsurpassed for brilliancy and diversity of color, or for profusion and duration of bloom. Very fragrant—Package 10c.

Sweet Sultan.

Hardy annual of easy culture, blooms from July to October. Good for cutting. Plant where they are to stand, and thin to six inches. Fragrant, double, mixed—Package 5c.

Swan River Daisy.

Fine for edging or rustic basket, flowers nearly the entire season. Mixed blue and white—Package 10c.

Tree Cypress.

A very handsome plant with feathery foliage and long spikes of beautiful flowers. Three feet high—Package 10c.

Venus Looking-Glass.

(Bell Flower). A very beautiful plant from Italy, giving an abundance of pure white and bluish purple flowers. The flowers are bell-shaped, and when set in masses are very showy, continue long in bloom, nine inches high—Pkg 5c.

Vinca.

A genus of beautiful greenhouse perennials, but may be treated as tender annuals for the garden. Sow under glass and set out early and they will flower in the garden and may be potted for house use: 18 inches high—Pkg 10c.

Violet.

Sweet scented, a single flower will perfume a whole room. It should be found in every garden. Begins to bloom in April, is a hardy perennial, roots can be divided—Package 10c.

Virginia Stock.

Hardy annuals, fine for borders. A continual succession of blossoms may be kept up the whole season by sowing at intervals; nine inches high, mixed colors—Package 5c.

Verbena.

This beautiful plant is half hardy, very fine for masses, the bright colors contrast finely with the green leaves. Mixed colors, the seedlings are more vigorous and much better bloomers than

plants grown from cuttings. I counted 175 trusses on a single plant last season, and I think my fourth acre would have averaged 100. I have made a specialty



of verbenas for several years, and believe the seed I offer can not be excelled. Every shade of color—Package 15c.

Verbena Montana

Hardy, will live over winter and bloom very early in spring, rose and lilac—Package 10c.

Whitlavia.

Hardy annual, with delicate foliage, and small, bell-shaped flowers. Does best in cold situation. Colors, violet, blue, and white—Package 5c. (See cut on page 24).

Zinnia, Double.

These plants grow about two feet high and have blossoms as double as the Dahlia. The colors run through all shades of carmine, scarlet, crimson and lilac, to the orange and pure white—Package 10c.

EVERLASTINGS.

The everlastings are a class of flowers that retain both form and color for years, and are beautiful for wreaths and bouquets for winter decoration. Most of them should be gathered as soon as they open, or a little before, and hung up in small bunches, so that the stems will dry straight. If the bunches are too large there is danger of mildew. The Globes should not be gathered until they are fully developed.

Acroclinium.

Very pretty half hardy annuals, with rose and white, daisy-like flowers. They should be gathered for drying when partially open—Package 5c.

Ammobium.

A small, pretty flower, pure white,

very hardy, plant 18 inches high, fine for bouquets, summer or winter—Pkg 5c.

Globe Amaranth.

This is valued for its handsome globular flowers, which will retain their beauty for years if cut when well matured. Mixed white and crimson—Package 5c.

Helichrysum.

One of the best everlasting flowers. White, yellow, red, and of many brownish shades—Package 10c.

Helipterum.

Flowers grow in clusters, plant is about one foot high. Cut just as the buds begin to open and hang up, they will open in drying. One of the very choicest. White clusters of star-like flowers—Package 15c.

Rodanthe.

An elegant everlasting. Its glossy flowers form a beautiful contrast to its lustrous, heart-shaped leaves. Flowers rosy purple and pure white—Pkg 10c.

Xeranthemum.

Free blooming annuals, of a neat, compact habit, less than a foot high, seeds germinate freely, transplant when young. The leaves are silvery and flowers abundant, mixed colors, white, blue and purple—Package 10c.

I will send all the above for 40 cents, if ordered together.

CLIMBERS.

Balloon Vine.

The flowers are insignificant, but the plant is a rapid and graceful grower. The seed vessels are inflated and membranous and quite attractive. Sow in open ground from May 1st to 15th, and give support—Package 5c.

Cobea Scandens.

Is one of the most beautiful of our climbing annuals, strong plants started early in spring will often grow twenty to thirty feet long and have been known to grow fifty in a favorable season. A single plant will cover a large veranda with handsome foliage and beautiful flowers. Plant seeds in the hot-bed, edge down, and do not water too freely—Pkg 10c.

Convolvulus Major.

(Morning Glory). This well known plant is the most popular of climbers. All colors mixed—Package 5c.

Cypress.

A beautiful climber. Delicate foliage,

and small but striking flowers. Mixed colors. Do not sow till warm, settled weather—Package 5c.

Gourd, Mixed.

These vines bear gourds egg-shaped, pear-shaped, round, etc. Very fine for covering old fences, stumps, etc.—Package 10c.

Hyacinth Bean.

A fine climber with purple and lilac flowers. Seed pods are ornamental. Plant where they are to grow—Pkg 5c.

Scarlet Runner.

This is the large flowering bean with bright scarlet blossoms, a strong grower and quite ornamental—Package 5c.

Maurandia.

A beautiful climber for parlor, basket, or out-door purposes, grows about 6 feet high. The seed should be started in hot-bed, and if started early they will be loaded with rich purple, white and rose blossoms of great beauty—Package 10c.

Sweet Pea.

A beautiful climber, and deliciously fragrant; should be sown early in the open ground, four inches deep; all colors mixed—Package 5c.

Peas.

(Winged, Scarlet and Yellow). These are not climbers and need no sticks, neither are they fragrant, but the flowers are beautiful and they are suited for baskets. Both colors mixed—Pkg 10c.

Thunbergia.

Start in hot-bed: fine for basket in house or will bloom all summer in a warm border. Do not transplant till the weather is warm. Six feet high. Colors, orange, buff and white—Package 10c. (See cut on page 24).

BLOOMING THE SECOND SEASON.

Canterbury Bell.

A well known, handsome flower, blue and white mixed—Package 5c.

Columbine.

A well known flower, blooming early in spring; sow in open ground. All colors mixed—Package 5c.

Carnation Pink.

The finest of the Dianthus family and delightfully fragrant, seed may be sown in the open ground, and will flower the second summer, young plants are perfectly hardy—Package 20c.

Digitalis.

The tall spikes crowned with thimble-shaped purple and white flowers make a fine contrast to the foliage of the plant. Three feet high—Package 5c.

Feverfew.

A desirable white flower, perfectly hardy, best sown under glass—Pkg 10c.

Hollyhock, Double.

In situations suitable for tall flowers, we know of nothing better than the Hollyhock—Package 10c.

Perennial Peas.

These are perfectly hardy, they die down to the ground in winter and start again in spring; will grow 8 to 10 feet, mixed colors—Package 10c.

Sweet William.

A beautiful flower, colors ranging from white to scarlet and variously edged, eyed and spotted—Package 10c.

Wall Flower.

If grown in pots sunk to the rim in earth, fine plants can be secured for winter blooming. Keep in a cool room, and water freely. Rich orange flowers of delightful fragrance—Package 10c.

GREENHOUSE PLANTS.

I offer below a few greenhouse and bedding-plant seeds. Most of these can be grown out of doors successfully and transplanted and taken to the house for winter blooming.

Abutilon.

Also called Flowering Maple, a hard-wooded greenhouse shrub, blooms almost the entire year, well adapted to house culture. Flowers bell-shaped and drooping, very popular on account of its thrifty growth, cleanliness, and constant blooming—Package 25c.

Smilax.

No climbing plant in cultivation surpasses this for general beauty of foliage. Its hard texture enables it to be kept several days after cutting. Soak the seed in warm water twelve hours and plant in pot early and keep in a warm, moist place—Package 15c

Fuchsia.

Well known, beautiful plants, easily grown from seed. There is great variety of color and some are exceedingly beautiful. Sow early and transplant to four inch pots, in which they can be kept till they begin to bloom, when the finest

can be transplanted to large pots—Package 25c.

Geranium.

This is too well known to need description, but perhaps few have ever grown it from seed. The finest ones I ever had were grown from seed. We started them in February in the house, set in the open ground in May, and before frost many of them bloomed. D. M. Ferry says of them, "Propagation by seed is the only way to obtain superior varieties." They should be potted as soon as large enough; and when the weather is warm and settled they may be set in the open ground, mixed colors—Package 25c.

Heliotrope.

Highly valued for their fragrance and duration of bloom. Can be grown from cuttings, one foot high—Package 10c.

Lantana.

Rapid growers and profuse bloomers, fragrant; colors pink, orange and white. Of easy culture, mixed colors—Pkg 10c.

Solanum.

The Jerusalem Cherry belongs to the Solanum family. They are a class of half hardy shrubs, beautiful as house plants, from the bright fruit and glossy leaves. They will blossom the first year from seed, but much better the second year. Two feet high, mixed varieties—Package 15c.

These Green House plants foot up \$1.25, but when the entire list is ordered at once I will put them in for 75c.

Of late years there has been such a call for white flowers for funeral decorations, and other purposes, I have made out a list of white flowers below. As they are all described in the catalogue I simply give the names:

Balsam.....	Pkg. 10c
Bell-Flower.....	5c
Candytuft.....	5c
Catchfly.....	5c
Phlox.....	10c
Double Portulaca.....	20c
Scabiosa.....	5c
Antirrhinum.....	5c
Whitlavia.....	5c
Sweet Pea.....	5c
Thunbergia.....	10c
Xeranthemum.....	10c

All the above, if ordered at once, 60c.

PLANTS TO AN ACRE.

The right hand column gives the number of hills in an acre at the distances apart specified in the left hand column.

DISTANCES APART.

3 inches by 3 inches	696,960
4 by 4	392,040
6 by 6	174,240
9 by 9	77,440
1 foot by 1 foot	43,590
2 by 1	21,780
2½ by 1	17,424
2½ by 2	10,890
3 by 2	8,712
3 by 2½	7,200
3 by 3	5,808
4 by 1	4,840
4 by 2	10,890
4 by 3	7,445
4 by 4	5,630
5 by 1	2,722
5 by 2	8,712
5 by 3	4,356
5 by 4	2,934
5 by 5	2,178
6 by 6	1,741
6 by 6	1,220
6½ by 6½	1,031
7 by 7	888
8 by 8	680
9 by 9	537
10 by 10	436
11 by 11	360
12 by 12	302
13 by 13	257
14 by 14	222
15 by 15	193
16 by 16	170
16½ by 16½	160
17 by 17	150
18 by 18	134
19 by 19	120
20 by 20	108
25 by 25	60
30 by 30	48
33 by 33	40
40 by 40	27
47 by 47	21
50 by 50	17
60 by 60	12
66 by 66	10

DON'T LET THE CHILDREN
COUGH.

The following simple remedy, which is pleasant to take and wonderful in its effects, has been said by good physicians to be invaluable. It will so modify whooping-cough in twenty-four hours as to relieve the patient, and a single dose will often quiet a child and put it to sleep, when otherwise it would keep you awake all night. We have used it with great satisfaction in our family, and think that where there are children in the house the material should always be kept on hand to make it.

Make a strong tea of flax seed; sweeten with honey, add the juice of a lemon and a half-ounce of licorice. This

would probably make a pint. The strength may be made to suit the taste of the patient.

PEABODY CORN REPORTS.

I have found it exceedingly difficult to award premiums satisfactorily to myself. I simply offered three premiums: One for the largest yield from a single grain, one for the second, and one for the third. I failed to state whether the corn was to be weighed, or ears or grains counted, and a glance at the reports will show that all these methods were adopted. I have concluded to give the first premium (\$5.00 worth of seeds) to the greatest weight on one stalk, and it goes to A. R. Wallace, Patriot, Indiana, who grew on one stalk 13 ears weighing nearly 7 pounds.

The second premium, a Pocket Book worth \$1.50, goes to John Creasy, Maywood, Missouri, who grew 40 ears from one grain, there being one stalk and 4 suckers with 8 ears each.

The third premium, a Pocket Knife, goes to Carlisle Gatewood, Bedford, Kentucky, for the greatest number of grains from one, who reports 5,640.

I would gladly print all of the 60 reports if I could spare the space in my Catalogue, for they are every one favorable. If any are dissatisfied with the award, I can only say that I have tried to be thoroughly impartial in the decision. I should be glad to have reports another fall from those who are growing this corn. I would advise that you try it 3x4 feet, and if you can grow an average of two pounds to the stalk it will make over 100 bushels to the acre. I find the fodder exceedingly valuable on account of the great amount of husks and blades. Below you will find extracts from some of the reports:

Carlisle Gatewood, Bedford, Ky: "I grew from one grain three stalks, 12 ears, and 5,640 grains."

John D. Blair, Romine's Mills, W. Va.: "I had 100 ears from 18 stalks.

Best stalk, 7 ears. Fodder large and excellent."

Mrs. Eliza Mart, Wilmington, Ohio: "My corn had from 3 to 8 ears to the stalk."

Wm. B. Stayton, Corning, Ark.: "I am well pleased with the Peabody Corn. Had six to 12 ears to the stalk. Shall plant as a field crop next year."

James Cassidy, French Lick, Ind.: "There were not less than 4 ears on any stalk of my Peabody Corn. I am well pleased with it."

John W. Burger, Mill Village, Pa.: "I grew 8 ears on a stalk, weighing four pounds."

F. S. Israel, Belleville, Ohio: "I grew 8 ears on one stalk, weighing 3 pounds 9½ ounces, making two quarts of shelled corn."

John Loyd, Holton, Ind.: "I grew 2 bushels from 68 grains, and my best stalk produced 3½ pounds."

J. M. Watts, Nebraska, Ind.: "My best stalk had 12 ears, weighing 4 pounds, 7 ounces."

John D. Blair, Romine's Mills, W. Va.: "My best stalk, 8 ears, weight 3½ pounds."

W. H. Stiles, Downington, Ohio: "I grew 2¾ pounds shelled from one stalk."

D. C. Wihster, Poplar Grove, Ky.: "I grew 36 good ears from 3 grains."

John Patterson, Waldo, Ohio: "I raised 3 pounds, 14 ounces from one grain."

M. Todd, Montgomery, Ohio: "I raised 3 pounds from one grain."

Robert Thomas, New Sharon, Iowa: "I grew 4,000 grains from one."

Frank Oliphant, Falmouth Station, Ohio: "I grew 332 ears from 50 stalks."

Andrew Fletcher, Belmore, Ohio: "I grew 8 ears on one stalk, which laid end to end measured 61 inches and weighed 3½ pounds."

David Pannabecker, Sugar Grove, Ohio: "I raised two hundred ears from 50 stalks. My best stalk had 3½ pounds."

John Creasy, Maywood, Missouri: "I grew 40 ears from a single grain. There were four suckers and 8 ears to each stalk."

A. R. Wallace, Patriot, Ind.: "I grew 13 ears on one stalk, and the weight is near 7 pounds."

Wm. Murphy, Mendon, Ohio: "My largest yield from one grain was ten ears, weighing 4½ pounds."


J. Gelvin, Laurel, Ohio: "I had 50 grains of the Peabody Corn and grew a bushel and a half of ears. My best stalk had 13 ears."

BEST **STRONG,**

SIMPLEST **AND**

AND **EASILY**

Most Durable. **ADJUSTED.**



RUILMAN'S WHEEL HOE

OR

HAND CULTIVATOR.

No Gardener can afford to get along without a Hand Cultivator, and this is one of the best, simplest, and most durable we have ever seen. It is strong and easily adjusted, having but two bolts. Can be adjusted to suit any row from 7 to 16 inches; will do the work of six men with hand hoes. Knives are of best cast steel. Weight, boxed, 35 lbs. Price \$5.50; no variation from this price. Address, WALDO F. BROWN, OXFORD, BUTLER Co., OHIO.

FRANK FORD,

RAVENNA, OHIO,

Grower and Shipper of over 100 Varieties of

SMALL FRUIT PLANTS

Including Strawberry, Raspberry, Blackberry, etc.

POTATOES FOR SEED,

All the best New and Old Varieties. Some New Varieties very Superior.

THE NEW

DWARF PEARL TUBEROSE,

Grows only about 3 feet high, and often has 3 dozen flowers on one stalk; it is the best of all.

THE EARLY COLTON APPLE,

Is a specialty. It is an annual bearer, and the very best of its season. Earlier and better than Red Astrican or Early Harvest. One and two year old trees and **Cions** for sale.

Descriptive Catalogue sent free to all applicants, with prices as low as is consistent with "square dealing" and to "live and let live." No responsible party can undersell. Address as above.

NURSERY STOCK.

Send for my price list of Nursery Stock, including

Apple, Peach, Pear, Plum, Shade and Evergreens.

ALSO

Grapes, Raspberries and Strawberries.

I have also some Grade and Thoroughbred Cattle for sale. Description and price given on application. Address,

BENJ. H. BROWN, Oxford, Ohio.

BEEES AND HONEY.

DOUBLE DRAFT SMOKER, FOR QUIETING BEES,

Fumigating and Dusting Plants and Bushes.

QUINBY'S NEW BEE-KEEPING!

The Latest, Most Practical, and Most Fully Illustrated Work Published.

FINE HONEY A SPECIALTY!

EVERYTHING USED IN MODERN BEE-KEEPING.

SEND FOR ILLUSTRATED CIRCULAR.

I. C. Root & Bro., Mohawk, N. Y.

BARBOUR CORN DRILLS.

I have still a few of these superior Corn Drills for sale at the low price of \$12 each, two for \$22, or three for \$30. This is only about half price, and the only reason I can sell them so low is that they were bought at a bankrupt sale. They give

The Best of Satisfaction.

and in a single neighborhood where I sold 1 in '79, I sold 5 in 1880. They are arranged to drop one grain every 12, 16 or 20 inches as you choose to set them, and there is no better drill in America. Order early as I have but a few left. Address, **WALDO F. BROWN, Oxford, Butler Co., O.**

2,806

WEIGHT OF TWO OHIO IMPROVED

CHESTER WHITE HOGS.

Lbs.

Send for description of this famous breed and choice fowls. Please state if member of Grange.

L. B. SILVER, Cleveland, Ohio.

PAPER HANDKERCHIEFS.

We have long been familiar with paper collars, but it remained for Japanese ingenuity to give us PAPER HANDKERCHIEFS. They are

SOFT AND PLIABLE AS SILK

and handling improves their qualities. They are made in beautiful patterns, and ornamented in the peculiar style of Japan art, and their cost is but little more than that of washing linen. Their size is 18x20 inches. I will send 1 doz., by mail post-paid for 25 cts., or 5 doz. for \$1.00. Napkins 9x10 inches 2½ doz. for 25 cents, 12 doz. for \$1.00 Address,

WALDO F. BROWN, Oxford, Ohio.

MUTUAL PROTECTION,

OR LIFE INSURANCE UNDER THE CONCURRENT PLAN.

We desire to call your attention to the

VERY GREAT IMPORTANCE

Of embracing the opportunity before it may be too late to protect your family by this plan of insurance. We firmly believe that it is our duty to provide the means in the event of an untimely death, for the proper training and education of our children, who must soon take our place in society, in community and in state.

The Mutual Protection Association of the Patrons of Husbandry,
of Columbus, Ohio, grants Endowments to its members payable in

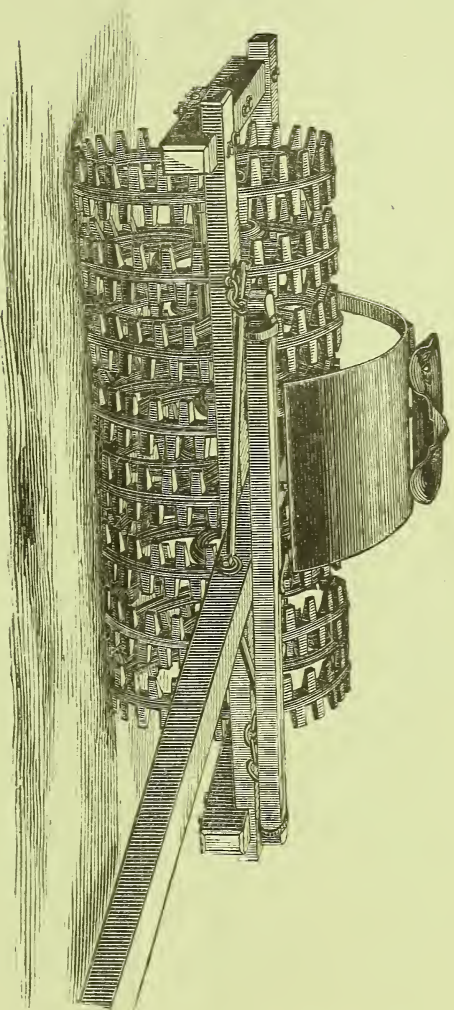
Ten, Fifteen and Twenty Years, or at Death,

On the Concurrent Plan, with a uniform assessment not to exceed **One Dollar.** For blank applications, leaflets, or any information, write to

W. McCULLOCH, Sec'y, No. 6 Opera Block, Columbus, Ohio.

THE MCGOLM PULVERIZING HARROW.

PULVERIZES CLODS.



DECIDED SUCCESS.

The McGolm Pulverizer, shown in the cut, I have tested on my own farm, and in order to have the opinions of others, I loaned it to several neighbors. The verdict is decidedly in its favor. Its advantage over a roller is, that the flanges on the sections have cutting edges on both sides and are thus able to reduce the clods. Mr. McGolm, the inventor, has spent years in studying how to improve our implements for thorough pulverization of the soil, and hopes soon to give us a harrow that will combine more good points than any now in use. For price and further description of the above implement, address,

STEPHEN MCGOLM,
Wagoner's Ripple, Adams Co., Ohio.



THE PEABODY BRANCHING CORN.
See Reports on Page 29 of Catalogue.