

T278
465

WHOLESALE
PRICE LIST
OF
JOHN C. HILTON'S



Stencil Tools
AND MATERIALS.

No. 1 Clark Street, CHICAGO.

TT 210
.H65

Entered according to Act of Congress, in the year 1871,
by John C. Hilton, in the office of the Librarian of Con-
gress, at Washington.

CHICAGO:

H. WILLSON & Co., PRINTERS. 55 SOUTH CLARK STREET.

1871.

CA 10 - 2236

TO THE



Stencil Cutters of the Great North West.

I take pleasure in presenting you with my Third Annual Price List, believing it to be the most convenient shape for reference and the neatest in appearance, as well as the most complete List ever sent to the Trade, and being of great *value* to any one in the Trade in ordering or selecting Goods. I have made changes in prices all of which are lower.

My Business in Chicago has met with wonderful success, and constantly increasing. My sales for 1870 largely exceeding my expectations, and taxing every department to the utmost, to supply the demand.

During the past year I have enlarged my rooms, and added many new and valuable Labor Saving Machines and Tools.

In the future as in the past, I shall continue to employ none but the most skillful workmen, and none but sober, steady and reliable men. By doing this I am always able to fill all orders when promised.

In this Price List I give you Gennine Samples of my Stencil Dies, stenciled on with plates cut with dies, and not printed from engraved plates as most Stencil Tool Makers send out. My Tools are the *best* made, and have taken the First Premium at every State and County Fair where they have been on exhibition: including the "Seventh Industrial Exhibition" of the "Mechanics Institute" of San Francisco which awarded me a Diploma and First Prize, over competitors from almost every North and Eastern State.

I know that you can buy dies for less money than I ask you, but they will not compare with mine either in the shape of the letters, or cut as smooth and easy. Samples of cheap tools can always be seen at my shop, and the address of the makers will be furnished if wanted.

I make and keep on hand anything and everything wanted in the Stencil, Engraving or Die Sinking Line: Flour Brands, Whisky Brands, Burning Brands of Copper, Brass, Cast Iron, or Wrought Iron, for burning on Cigar Boxes, Whisky Barrels, Farmers' Tools, &c., Seals for Notary Publics, Lodges, Societies or Business Envelopes Steel Name Stamps, for stamping names on Steel, Iron, Tin, Copper, Brass, Leather or Wood.

Steel Letters or Figures in sets, each Letter separate, Brass Stencil Alphabets and Figures in sets, Bookbinder's Tools, such as Gilding and Blank Rolls, Ornaments, Side Stamps, Imprints, Titles, &c., &c. Brass Dies for Hats, Boots & Shoes. Carriage Plates, all kinds of Manufacturers Plates, Pew Numbers, Door Numbers, Door Plates, Pattern Letters, for Foundry Men's use, Baggage and Hotel Checks, Indelible Ink, for marking clothing, Blue, Black and Red Stencil Ink in dry cakes, for marking Barrels, Boxes, &c., Liquid Stencil and Marking Ink in Bottles, Badges for Draymen, Expressmen, Conductors, Brakemen, Porters, Mechanics, &c.

I Manufacture and keep on hand a full supply of everything needed by traveling or local Stencil Cutter's:

Tools, Dies, Chisels, Ink, Brushes, Brass Plate, German Silver, Key Tags of all styles, Key Tag Dies, Split Rings, Patent Rings, Stencil Files of all sizes and shapes, Gravers, Burnishers, Border Tools, Brass Stencil Pattern Letters, for laying off Stencils, Hammers, Shears, Compasses, Rules, Scrolls, Zinc Frames, &c.

Stencil Cutters who may not be prepared to do any of the above work, can send in their orders and I will do it for them and make a liberal discount from my Retail Prices, and give them an A No. 1 job, when the cash accompanies the order, otherwise no notice will be taken of it.

The Prices in this List are my Salesroom Prices, and return collections and packing will be charged extra. *My Terms are Cash*, orders for less than \$10, must have the full amount sent with the order. Orders for larger amounts, must have at least that amount with the order, the balance will be collected on delivery.

Send a Post Office order when possible or Registered Letter.

When the price is given per hundred it means by the hundred and not by the dozen, and when it says per thousand it does not mean a hundred. *Remember this.*

This Price List is intended only for the Trade and for persons desiring to go into the stencil business and I would respectfully ask, that parties who may receive this will keep it for their exclusive use.

Thanking old customers for their past favors and requesting their future patronage, I am

Respectfully, Yours,

JOHN C. HILTON,

No. 1 Clark St., Chicago.

MISCELLANEOUS GOODS.

Adjustable Stencil Gauge for holding dies when cutting letters on a line,	\$3 00
Adjustable Key Check Gauge with curved and straight lines for stamping checks,	3 00
Chisels for cutting large Stencils, 30 pieces, 15 straight and 15 curved,	10 00
Chisels, 25 pieces in a set,	7 50
Lignum Vitæ Blocks, from	1 00 to 5 00
Hammers, best cast steel,	50
Shears,	50
Mallets,	25
Steel Scribers,	10 to 25
Finishing Stones,	10
Steel Slappers for flattening large stencils,	75
Polished Steel Block, $2\frac{1}{2}$ by $4\frac{1}{2}$ inches, $\frac{3}{4}$ thick, for stamping and finishing on,	1 25
Small Stencil Files,	25
Compasses,	30
Combination Square and Scroll Pattern,	25
Polishing Brush,	25 to 40
Baggage Straps, $\text{P} 100$,	4 00
Specimen Book for stencils,	1 50
Steel Burnisher,	50
Stencil Board for cutting cheap stencils at a cost of not 1-6 that of brass. Sheets 18 by 30, P quire,	3 50

BLACK WALNUT BLOCKS FOR DIES.

Size for Check Dies, 44 holes,	75
“ Stencil “ 60 “	1 00

STEEL RINGS.

Small $\frac{3}{8}$		Ⓕ gross, \$	20
“ “		“ 12 “	2 00
Medium,	24 on card,	“ “	50
Large assorted,	12 “	“ “	1 00
“ “	12 “	“ 12 “	10 00
Diamond, large,		Ⓕ doz.	60
Swan Bill Rings,		“	1 00
Wentworth's German Silver Tag and Key Ring combined,		Ⓕ doz.	1 00

INDELIBLE INK.

Small Bottles' with directions,	Ⓕ doz.	50
“ “	Ⓕ 100,	3 00
“ “	Ⓕ 500,	13 00
“ “	Ⓕ 1,000,	20 00
$\frac{1}{2}$ ounce Bottles,		20
1 “ “		30
5 “ “		50
4 “ “		75
Pint “		2 00
Quart “		3 00

NAME PLATE BRUSHES.

For name plates,	Ⓕ 100,	1 50
“ “	Ⓕ 1,000,	12 00
For Script “	Ⓕ 100	5 00

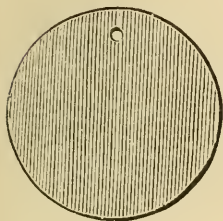
LARGE STENCIL BRUSHES.

No. 1, Ⓕ dozen,	1 50
No. 2, “	1 75
No. 3, “	2 25

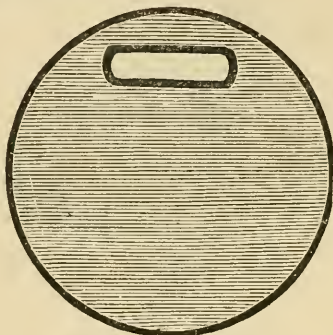
STENCIL BRUSHES, (CONTINUED.)

No. 4, 7 $\frac{1}{2}$ dozen,	2 75
No. 5, “	3 25
No. 6, “	4 00
No. 7, “	5 00
No. 8, “	6 00
No. 9, “	7 00
No. 10, “	8 00
No. 12, “	10 00

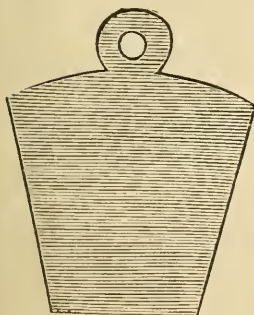
KEY CHECKS.



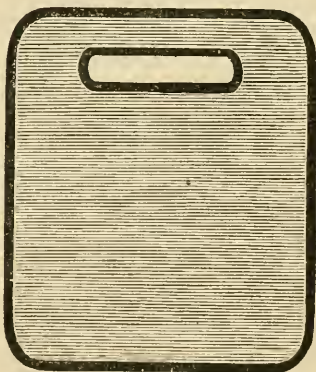
No. 1,—ROUND.



No. 2.—ROUND.

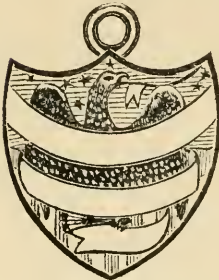


KEYSTONE.




No. 3,—SQUARE.

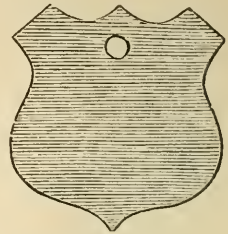
KEY CHECKS, (CONTINUED)



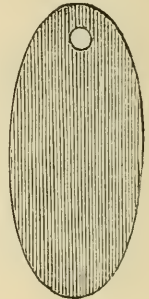
AMERICAN SHIELD



EAGLE



PLAIN SHIELD.



OVAL.

American Shield, German Silver, ₧ 100,	\$3 00
Plain " " " "	2 00
Eagle, " " " "	2 50
Plain Oval, " " " "	1 75
Keystone, plain, " " " "	2 25
" fancy stamped, circle & letters, " "	3 00
Plain Shield, stamped with emblems for pins, any emblem, ₧ 100,	4 00
No. 1, Round Brass, ₧ 100,	1 00
No. 2, " " " "	2 00
No. 3, Square " " "	2 50
No. 4, Railroad, " "	3 00
No. 4, " extra heavy, " "	4 00

STENCIL PASTE.

No.	BLACK.	Ⓕ can
1,		\$ 40
2,		30
3,		15
4,		10
5,		----
	BLUE.	
1,		1 00
2,		75
3,		50
4,		35
5,		25
6,		15
	RED, GREEN AND YELLOW.	
1,		1 50
2,		1 00
3,		75
4,		50
5,		40
6,		25

BRILLIANT LIQUID.

CARMINE RED FOR TOBACCONISTS, &c.

8 ounce Bottles,	1 50
2 " " "	50

LIQUID MARKING INK.

Quart, Bottles, Blue,	60
Pint, " "	40
Ⓕ Gallon,	1 75
Kegs, Jugs or Cans, Extra.	
Tin Marking Cups,	40
Stencil Fixture, has cups for ink, sponge &c.,	50
Marking Brushes,	10 to 25

ZINC FRAMES.

No.		\$
1,	Ⓕ 100,	50
2,	“	70
3,	“	80
4,	“	1 00
5,	“	60
6,	“	1 00
7,	“	2 00
8,	“	----
9,	“	----
10,	“	----

Frames are put up in packages of 50. I do not break packages.

STENCIL BRASS.

Nos. 32 and 33, for flour stencils,	Ⓕ lb,	50
Nos. 34, 35, 36, for general use,	“	50
Nos. 37 and 38, 8 in. wide, for small letters,	$\frac{3}{8}$ and $\frac{1}{2}$ in.	55
No. 00, 5 in. wide, for name plates, rolls of 5 to 8 lbs and makes about 200 names to the lb,	Ⓕ lb,	60
Sheets of Copper, for very large stencils, 30 by 84 in.	Ⓕ sheet,	3 50

GERMAN SILVER PLATE.

No. 1,	Ⓕ lb,	2 00
No. 2,	“	1 75

No. 2 is always sent unless special orders for No. 1, and is just the same as is sold by other parties at \$2 00 Ⓕ lb. Brass and German Silver will be cut to order.

BRASS STENCIL ALPHABETS.

$\frac{1}{4}$ inch,	\$ 20
$\frac{3}{8}$ “	25
$\frac{1}{2}$ “	25
$\frac{5}{8}$ “	25
$\frac{3}{4}$ “	35
1 “	40
$1\frac{1}{4}$ “	45
$1\frac{1}{2}$ “	50
$1\frac{3}{4}$ “	55
2 “	60

Figures one-half the price of letters, These prices are for orders of not less than \$5 00, worth at one time, less than that, 25 per cent. will be added.

LARGE HOLLOW FACE STEEL STENCIL DIES.

FOR CUTTING BRASS AND COPPER STENCILS.

$\frac{3}{8}$ Roman, Capitals,	\$35 00
$\frac{1}{2}$ “ “	40 00
$\frac{5}{8}$ “ “	50 00
$\frac{3}{4}$ “ “	56 00
1 in. “ “	65 00

Gothic or Lower Case, 5 per cent. off from the above. I make all sizes up to $2\frac{1}{2}$ in., and I warrant all my hollow face dies, to be the best made, best shaped letters, and best cutting dies made in the world. Samples cut in brass sent when requested.

MALLEABLE IRON DIES,

For Wholesale Merchants to cut their own stencils, on stencil board or paper.

$\frac{3}{4}$ in. Roman Capitals,	\$25 00
1 " " " " " "	35 00

These dies are made of Malleable Iron, and have a sharp cutting edge and case hardened and are the same as are advertised by some *Parties East* as the best cast steel: *Which they are not.*

SMALL NAME PLATE DIES.

No. 1, $\frac{1}{8}$ Plain Roman Capitals, Lower Case Letters and Border Tools, 60 pieces in all,	\$20 00
No. 2, $\frac{1}{8}$ Back Slope, Capitals, Lower Case and Border Tools, 60 pieces,	25 00
No. 3, Pearl Gothic, Capitals, Lower Case and Border Tools, 60 pieces,	25 00
No. 4, Pearl Gothic Capitals alone, and 5 Border Tools, 32 pieces,	15 00
No. 5, 3-16 Plain Roman Capitals, Hollow Face, Sharp Edges,	25 00
No. 6, 3-16 Pearl Gothic Capitals, Hollow Face, Sharp Edges,	25 00
No. 7, $\frac{1}{4}$ Roman Capitals, Hollow Face,	25 00
No. 8, $\frac{1}{4}$ Roman Capitals and Lower Case, Hollow Face,	50 00

Figures one-third the price of the capitals. For specimens see next page.

Specimen of plate dies, No. 1, $\frac{1}{8}$ plain
Roman, price, \$20 00

EMM DEANE


Specimen of plates cut with name plate
dies, No. 2, $\frac{1}{8}$ Back Slope, 25 00

JOHN C. HILTON



Specimen of plates cut with name plate
dies, No. 3, $\frac{1}{8}$ Pearl Gothic, Capitals and
Lower Case, price \$25 00

Specimen of plates cut with name plate
dies, No. 4, Pearl Gothic Capitals and
Border Tools, 15 00



FRANK L. PARKER

Specimen of plates cut with name plate
dies, No. 5, Hollow Face, 3-16 in. Capi-
tals, sharp edges, \$25 00

JOHN SCHEFFEL

M. THOMPSON

Specimen of plates cut with name plate
dies, No. 6, 3-16 in. Hollow Face, Pearl
Gothic, Capitals, 25 00

ANDREW BROWN

R. T. COLE

Specimen of plates cut with name plate
dies, No. 7, $\frac{1}{4}$ in., Hollow Face, plain Ro-
man Capitals, \$25 00


H. J. MILLER

Specimen of plates cut with name plate
dies, No. 8, $\frac{1}{4}$ in., Hollow Face, plain Ro-
man Capitals and Lower Case. 50 00

John C. Hilton

FANCY TOOLS, EMBLEMS, &C.,

FOR NAME PLATES, PINS, KEY TAGS, &c.



Nos. 1, 2, 3, 4, 5, 6, 7, 8, 9, 10, 11, 12, 13, 14,	
15, 16, 17, for stencils,	\$ 50
Nos. 18 and 19, for Tags,	50
Nos. 20 and 29,	1 25
Nos. 21, 22, 23, 24, 25 26, for Tags & Pins,	75
Nos. 27, 28, 30 and 37 for Tags & Pins,	2 00
No. 31, for Pins & Tags,	4 00
No. 32, " "	5 00
No. 33, " "	4 50
No. 34, " "	8 00
No. 35, " "	3 50
No. 36, " "	1 00
No. 38, for Stencils,	1 50

STEEL STAMPS.

EXTRA FINISHED FOR STAMPING KEY CHECKS.

Size, 1-14, No. 3, Capitals,	\$6 00
“ “ Lower Case,	6 00
“ “ Figures,	2 00

STEEL LETTERS & FIGURES IN SETS,

EACH LETTER ON A SEPARATE PIECE OF STEEL.
FOR STAMPING ON STEEL, IRON, BRASS,
COPPER, TIN, WOOD OR LEATHER.

No.	Size,		per set.
No. 1,	Size, 1-20, of an inch,		\$ 7 00
“ 2,	“ 1-16, “ “		6 00
“ 3,	“ 1-14, “ “		6 00
“ 4,	“ 1-12, “ “		6 00
“ 5,	“ 3-32, “ “		6 00
“ 6,	“ $\frac{1}{8}$, “ “		7 00
“ 7,	“ 5-32, “ “		7 50
“ 8,	“ 3-16, “ “		8 25
“ 9,	“ 7-32, “ “		9 00
“ 10,	“ $\frac{1}{4}$, “ “		10 50
“ 11,	“ 5-16, “ “		12 50
“ 12,	“ $\frac{3}{8}$, “ “		15 00
“ 13,	“ $\frac{1}{2}$, “ “		20 00

Sets of Figures cost one-third the price of the alphabet,

STEEL NAME STAMPS.

FOR MARKING NAMES ON TOOLS, &c.

Nos. 1 and 2,	per letter,	30
Nos. 3, 4, 5 and 6,	“	25

STEEL NAME STAMPS, (CONTINUED.)

No. 7,	Ⓢ letter,	28
No. 8,	“	30
No. 9,	“	35
No. 10,	“	40

State what the stamps are to be used for and the size of the letters, and I will know what to make. On stamps larger than No. 7, an extra charge will be made for steel and forging, at the rate of 50 cents Ⓢ lb for the steel, and 25 cents to \$1 25 for forging, for some stamps would cost more for steel and forging than I would receive for them when done,

SEAL PRESS DIES.

No. 2,—1-16 of an inch, Roman,		\$14 00
“ 3,—5-64 “ “ “		13 50
“ 4,—3-32 “ “ “		13 50
“ 5,—1-12 “ “ “		13 50
“ 6,—1-10 “ “ “		13 50
“ 7,— $\frac{1}{8}$ “ “ “		13 50
“ 10,—3-20 “ “ “		15 00
“ 25,—1-16 “ “ Gothic,		13 50
“ 26,—1-14 “ “ “		12 50
“ 27,—1-12 “ “ “		11 50
“ 28,— $\frac{1}{8}$ “ “ “		11 50
“ 29,—5-32 “ “ “		11 50
“ 30,—3-20 “ “ “		13 00

PATTERN LETTERS AND FIGURES.

(METALLIC.)

For Foundry Men, Machinists, Inventors, &c., to put on Patterns. A full assortment constantly on hand.

ROMAN STYLE.

Size.		
$\frac{1}{8}$ inch,		3c
3-16	"	3c
$\frac{1}{4}$	"	3c
5-16	"	4c
$\frac{3}{8}$	"	5c
7-16	"	5c
$\frac{1}{2}$	"	5c
$\frac{5}{8}$	"	6c
$\frac{3}{4}$	"	7c
$\frac{7}{8}$	"	7c
1	"	8c
$1\frac{1}{4}$	"	10c
$1\frac{1}{2}$	"	12c
2	"	15c

GOTHIC STYLE.

$\frac{1}{4}$ inch,		3c
$\frac{5}{8}$	"	4c
$\frac{1}{2}$	"	4c
$\frac{5}{8}$	"	5c
$\frac{3}{4}$	"	6c

N. B.—These are the sizes on the face of the letters. They are fastened on the Patterns with a solution of Gum Shellac and Alcohol; or with common Glue. The former is preferable, as it is less affected by moisture.

RETAIL PRICES FOR STENCILS.

$\frac{1}{4}$ and $\frac{3}{8}$ letters, stencils, P letter,	5c
$\frac{1}{2}$ and $\frac{5}{8}$ " " "	6c
$\frac{3}{4}$ and $\frac{7}{8}$ " " "	7c
1 inch " " "	8c

Larger letters at the rate of 7 cents P inch; a 4 inch letter would be worth 28 cents and so on.

Flour and Whisky, Pork or Vinegar Brands for Barrels, cost from \$5 00 to \$10 00, according to the amount of work on them, the general average of Flour Brands is about \$6 00.

Borders are from 75 cents to \$2 00, on Barrel Stencils.

BURNING BRANDS.

Small Wrought Iron Cigar Brands, with name and district on, with Nos. 100 and 50 separate,	\$6 00
Same on Copper, but with the changeable numbers,	6 00

Larger Brands are from 20 to 50 cents P letter, and for Iron Castings $12\frac{1}{2}$ cents P lb and Copper Castings 80 cents extra P lb.

NAMES IN PATENT HOLDERS.

$\frac{1}{4}$ inch,	\$1 50 to 2 25
$\frac{1}{2}$ inch,	2 25 to 3 50

NOTARIAL SEALS.

Plain, without emblem,	\$6 00
For Minnesota,	9 00

NOTARIAL SEALS, (CONTINUED)

Common Business Seal for envelopes, if not
over 40 letters, 6 00

Over 40 letters, 3 cents per letter, extra.

Wax Seals, 1 50 to 4 50

COIN SILVER JEWELRY.

Pins from 25 cent pieces, engraved and ini-
tials, \$1 00

Full Sets, Pin and Ear Rings, 1 75

The coin furnished to us.

Engraving Script per letter, 3c

CARRIAGE PLATES.

Soft Metal, silver plated, for engraving on
per doz. 1 50

German Silver, for stamping on, per doz. 1 25

Engraving on the above, script letters, 3 cts.
per letter.

HILTON'S EXCELSIOR \$30 STENCIL OUTFIT.

One set of dies, $\frac{1}{8}$ inch, Nos. 1, 2 or 3 as
you may wish like the samples on page
13 and 14. 25 00

1 Lignum Vitæ Block, 1 00

1 Steel Hammer, 50

1 pair Shears, 50

1 pair Dividers or Compasses, 35

1 Scroll Rule, 25

1 Burnisher, 50

1 Chisel to frame plates with, 40

1 Smoothing Stone, 10


1 Smoothing Plate, 10

1 Specimen Book, Morocco, 1 50

\$30 20

HILTON'S \$11 EXCELSIOR KEY CHECK OUTFIT

1 set Key Check Dies,	\$6 00
1 " " Figures,	2 00
Steel Block,	1 25
Black Walnut Block for dies,	75
Hammer,	50
Compasses,	35
Rule,	15
	<u>\$11 30</u>

**DIRECTIONS FOR USING THE TOOLS.**

First draw either a straight or curved line as you may want the name when finished. Sit with your face to the window; let the line on the metal run from you toward the window, for then you can set your dies true; take the letter or die you wish to cut in your left hand; let the second finger rest on the block to steady the die, and strike it a sharp quick blow with the hammer. If it does not cut through the first blow, move the metal to a new place on the block. After you have cut the name in the plate, turn it over on the smoothing plate and grind off the burr on the back, rubbing it lightly at first with the stone, to keep from tearing out the letters. When this is done, lay your frame on the back of the plate, so that the name will be in the center. Cut off each corner of the metal close to the frame; then with the turning tool, turn the edge over the frame all around, and rub or hammer it down tightly; then turn your plate over on the smoothing plate, and with the burnisher sink the metal into the frame by rubbing it down smoothly: then with your

brush you can polish the plate by using the dust from the stone that you ground off the plate with and your plate is finished. If you wish to copy any design or fancy border, you can do it in this way: Obtain an impression on paper; lay it on the metal you wish to cut; turn over the corners of the metal on the paper to hold it, then with your fancy tools you can cut through the paper and metal both. This plate you can save, and with a brush you can take as many impressions as you choose.

Before starting out to canvass see that your samples are nicely polished and neatly arranged. Dirty hands appear to bad advantage in exhibiting your samples. It is best not to dress extravagantly but simply, neatly and with good taste.

Be energetic; go to every private residence and business house in the city or town where you may be, and when you have called on all, you will be sure to be successful if you are polite in your address. This business to pay well must be followed with energy; when you have thoroughly canvassed one town, then go to the next one, and pursue the same course.

In regard to prices for name plates, for marking clothing, &c. From fifty cents to one dollar for plain ones, varying from that to two dollars, according to the amount of border or fancy work you put on them. The price depends a good deal on the persons you are dealing with, and the locality.

INDEX.

BRASS STENCIL ALPHABETS, - - -	11
BRASS CHECKS, - - - - -	8
BORDER AND FANCY TOOLS, - - -	17
BLOCKS FOR DIES, - - - - -	5
BURNING BRANDS, - - - - -	21
BRUSHES, Large Stencil, - - - -	6
BRUSHES, Name Plate, - - - - -	6
CARRIAGE PLATES, - - - - -	22
DIRECTIONS FOR USING TOOLS, - - -	23
ENGRAVING, - - - - -	22
FLOUR BRANDS, - - - - -	21
GERMAN SILVER PLATE, - - - - -	10
HOLLOW FACE STEEL DIES, - - - -	11
HOLLOW FACE IRON DIES, - - - - -	12
INDELIBLE INK, - - - - -	6
KEY CHECK DIES, - - - - -	18
KEY CHECKS AND TAGS, - - - - -	7
MISCELLANEOUS ARTICLES, - - - -	5
NAME PLATE DIES, - - - - -	12
NAME PLATES, - - - - -	13
NOTARIAL SEALS, - - - - -	21
OUTFITS, Stencil and Key Check, - -	22
PATTERN LETTERS, - - - - -	20
SEAL PRESS DIES, - - - - -	19
STEEL ALPHABETS, - - - - -	18
STEEL NAMES, - - - - -	18
STENCIL PASTE, - - - - -	9
STENCIL INK, - - - - -	9
STEEL RINGS, - - - - -	6
STENCIL BRASS, - - - - -	10
ZINC FRAMES, - - - - -	10



LIBRARY OF CONGRESS



0 013 972 798 8

